

2019 APNA

Arkansas Prevention Needs Assessment Survey

**Pope County
Tables**

Arkansas Department of Human Services,
Division of Aging, Adults, and Behavioral
Health Services
And
University of Arkansas at Little Rock
MidSOUTH Center for Prevention and Training

Contents

1	INTRODUCTION	11
2	PERCENTAGE TABLES	15

List of Frequency Distribution Tables

1	Gender	16
2	Age	16
3	Are you Hispanic or Latino?	16
4	What is your race? Black or African American	17
5	What is your race? Asian	17
6	What is your race? American Indian	17
7	What is your race? Alaska Native	17
8	What is your race? White	18
9	What is your race? Native Hawaiian or Other Pacific Islander	18
10	What is your race? Other	18
11	What is the highest level of schooling completed by your mother or father?	19
12	Think of where you live most of the time. Which of the following people live there with you? Mother	19
13	Think of where you live most of the time. Which of the following people live there with you? Stepmother	19
14	Think of where you live most of the time. Which of the following people live there with you? Foster Mother	20
15	Think of where you live most of the time. Which of the following people live there with you? Grandmother	20
16	Think of where you live most of the time. Which of the following people live there with you? Aunt	20
17	Think of where you live most of the time. Which of the following people live there with you? Father	20
18	Think of where you live most of the time. Which of the following people live there with you? Stepfather	21
19	Think of where you live most of the time. Which of the following people live there with you? Foster Father	21
20	Think of where you live most of the time. Which of the following people live there with you? Grandfather	21
21	Think of where you live most of the time. Which of the following people live there with you? Uncle	21
22	Think of where you live most of the time. Which of the following people live there with you? Other Adults	22
23	Think of where you live most of the time. Which of the following people live there with you? Brother(s)	22
24	Think of where you live most of the time. Which of the following people live there with you? Stepbrother(s)	22
25	Think of where you live most of the time. Which of the following people live there with you? Sister(s)	22
26	Think of where you live most of the time. Which of the following people live there with you? Stepsister(s)	23

27	Think of where you live most of the time. Which of the following people live there with you? Other Children	23
28	In my school, students have lots of chances to help decide things like class activities and rules.	23
29	Teachers ask me to work on special classroom projects.	23
30	My teacher(s) notices when I am doing a good job and lets me know about it.	24
31	There are lots of chances for students in my school to get involved in sports, clubs, and other school activities outside of class.	24
32	There are lots of chances for students in my school to talk with a teacher one-on-one.	24
33	I feel safe at my school.	25
34	The school lets my parents know when I have done something well.	25
35	My teachers praise me when I work hard in school.	25
36	Are your school grades better than the grades of most students in your class?	26
37	I have lots of chances to be part of class discussions or activities.	26
38	Now thinking back over the past year in school, how often did you: enjoy being in school?	26
39	Now thinking back over the past year in school, how often did you: hate being in school?	27
40	Now thinking back over the past year in school, how often did you: try to do your best work in school?	27
41	How often do you feel that the school work you are assigned is meaningful and important?	27
42	Putting them all together, what were your grades like last year?	28
43	How important do you think the things you are learning in school are going to be for your later life?	28
44	During the LAST FOUR WEEKS how many whole days of school have you missed because you skipped or "cut"?	28
45	What are the chances you would be seen as cool if you: smoked cigarettes?	29
46	What are the chances you would be seen as cool if you: worked hard at school?	29
47	What are the chances you would be seen as cool if you: began drinking alcoholic beverages regularly, that is, at least once or twice a month?	29
48	What are the chances you would be seen as cool if you: defended someone who was being bullied?	30
49	What are the chances you would be seen as cool if you: smoked marijuana?	30
50	What are the chances you would be seen as cool if you: carried a handgun?	30
51	What are the chances you would be seen as cool if you: used e-cigarettes, e-cigars or e-hookahs (vaping)?	31

52	What are the chances you would be seen as cool if you: bullied someone or cyber bullied someone?	31
53	Think of your four best friends (the friends you feel closest to). In the past year (12 months), how many of your best friends have: participated in clubs, organizations or activities at school?	31
54	Think of your four best friends (the friends you feel closest to). In the past year (12 months), how many of your best friends have: smoked cigarettes?	32
55	Think of your four best friends (the friends you feel closest to). In the past year (12 months), how many of your best friends have: tried beer, wine or hard liquor (for example, vodka, whiskey, or gin) when their parents didn't know about it?	32
56	Think of your four best friends (the friends you feel closest to). In the past year (12 months), how many of your best friends have: used e-cigarettes, e-cigars, or e-hookahs?	32
57	Think of your four best friends (the friends you feel closest to). In the past year (12 months), how many of your best friends have: used marijuana?	33
58	Think of your four best friends (the friends you feel closest to). In the past year (12 months), how many of your best friends have: used prescription drugs or non-prescription drugs for the purpose of getting high?	33
59	Think of your four best friends (the friends you feel closest to). In the past year (12 months), how many of your best friends have: used synthetic marijuana (K2, spice) or bath salts?	33
60	Think of your four best friends (the friends you feel closest to). In the past year (12 months), how many of your best friends have: used LSD, cocaine, amphetamines, or other illegal drugs?	34
61	Think of your four best friends (the friends you feel closest to). In the past year (12 months), how many of your best friends have: been bullied?	34
62	Think of your four best friends (the friends you feel closest to). In the past year (12 months), how many of your best friends have: been suspended from school?	34
63	Think of your four best friends (the friends you feel closest to). In the past year (12 months), how many of your best friends have: carried a handgun?	35
64	Think of your four best friends (the friends you feel closest to). In the past year (12 months), how many of your best friends have: sold illegal drugs?	35
65	Think of your four best friends (the friends you feel closest to). In the past year (12 months), how many of your best friends have: regularly attended religious services?	35

66	Think of your four best friends (the friends you feel closest to). In the past year (12 months), how many of your best friends have: stolen or tried to steal a motor vehicle such as a car or motorcycle?	36
67	Think of your four best friends (the friends you feel closest to). In the past year (12 months), how many of your best friends have: been arrested?	36
68	Think of your four best friends (the friends you feel closest to). In the past year (12 months), how many of your best friends have: dropped out of school?	36
69	Think of your four best friends (the friends you feel closest to). In the past year (12 months), how many of your best friends have: been members of a gang?	37
70	How old were you when you first: smoked marijuana?	37
71	How old were you when you first: smoked a cigarette, even just a puff?	38
72	How old were you when you first: had more than a sip or two of beer, wine or hard liquor (for example, vodka, whiskey, or gin)?	38
73	How old were you when you first: began drinking alcoholic beverages regularly, that is, at least once or twice a month?	39
74	How old were you when you first: used Pegaramide (peg, Peggy)?	39
75	How old were you when you first: got suspended from school?	40
76	How old were you when you first: got arrested?	40
77	How old were you when you first: carried a handgun?	41
78	How old were you when you first: used e-cigarettes, e-cigars, or e-hookahs (vaping)?	41
79	How old were you when you first: belonged to a gang?	42
80	How old were you when you first: used prescription drugs not prescribed to you?	42
81	How wrong do you think it is for someone your age to: take a handgun to school?	43
82	How wrong do you think it is for someone your age to: steal anything?	43
83	How wrong do you think it is for someone your age to: pick a fight with someone?	43
84	How wrong do you think it is for someone your age to: attack someone with the idea of seriously hurting them?	44
85	How wrong do you think it is for someone your age to: stay away from school all day when their parents think they are at school?	44
86	How wrong do you think it is for someone your age to: drink beer, wine or hard liquor (for example, vodka, whiskey, or gin) regularly?	44
87	How wrong do you think it is for someone your age to: smoke cigarettes?	45
88	How wrong do you think it is for someone your age to: smoke marijuana?	45

89	How wrong do you think it is for someone your age to: use prescription drugs or non-prescription drugs for the purpose of getting high?	45
90	How wrong do you think it is for someone your age to: use synthetic marijuana (K2, spice) or bath salts?	46
91	How wrong do you think it is for someone your age to: use LSD, cocaine, amphetamines or another illegal drug?	46
92	How wrong do you think it is for someone your age to: use e-cigarettes, e-cigars or e-hookahs (vaping)?	46
93	At school during the past 12 months, did you receive help from the resource teacher, speech therapist or other special education teacher?	47
94	How many times in the past year (12 months) have you: been suspended from school?	47
95	How many times in the past year (12 months) have you: carried a handgun?	47
96	How many times in the past year (12 months) have you: sold illegal drugs?	48
97	How many times in the past year (12 months) have you: stolen or tried to steal a motor vehicle such as a car or motorcycle?	48
98	How many times in the past year (12 months) have you: participated in clubs, organizations or activities at school?	48
99	How many times in the past year (12 months) have you: been arrested?	49
100	How many times in the past year (12 months) have you: attacked someone with the idea of seriously hurting them?	49
101	How many times in the past year (12 months) have you: been drunk or high at school?	49
102	How many times in the past year (12 months) have you: taken a handgun to school?	50
103	How many times in the past year (12 months) have you: used e-cigarettes, e-cigars, or e-hookahs (vaping)?	50
104	Are you currently on probation, or assigned a probation officer with Juvenile Court?	50
105	Have you ever belonged to a gang?	51
106	If you have ever belonged to a gang, did that gang have a name?	51
107	You are at a party at someone's house, and one of your friends offers you a drink containing alcohol. What would you say or do?	51
108	How often do you attend religious services or activities?	52
109	I think sometimes it's okay to cheat at school.	52
110	It is important to think before you act.	52
111	Sometimes I think that life is not worth it.	53
112	At times I think I am no good at all.	53
113	All in all, I am inclined to think that I am a failure.	53
114	In the past year, have you felt depressed or sad MOST days, even if you felt okay sometimes?	54
115	It is all right to beat up people if they start the fight.	54

116	I think it is okay to take something without asking if you can get away with it.	54
117	Where do you get the most information about living a drug and alcohol free life? Parents/guardians	55
118	Where do you get the most information about living a drug and alcohol free life? Friends	55
119	Where do you get the most information about living a drug and alcohol free life? Family members	55
120	Where do you get the most information about living a drug and alcohol free life? School	56
121	Where do you get the most information about living a drug and alcohol free life? Internet	56
122	Where do you get the most information about living a drug and alcohol free life? TV	56
123	Where do you get the most information about living a drug and alcohol free life? Social media	57
124	How much do you think people risk harming themselves (physically or in other ways) if they: smoked one or more packs of cigarettes per day?	57
125	How much do you think people risk harming themselves (physically or in other ways) if they: try marijuana once or twice?	57
126	How much do you think people risk harming themselves (physically or in other ways) if they: smoke marijuana once or twice a week?	58
127	How much do you think people risk harming themselves (physically or in other ways) if they: take one or two drinks of an alcoholic beverage (beer, wine, liquor) nearly every day?	58
128	How much do you think people risk harming themselves (physically or in other ways) if they: have five or more drinks of an alcoholic beverage once or twice a weekend?	58
129	How much do you think people risk harming themselves (physically or in other ways) if they: use prescription drugs that are not prescribed to them?	59
130	How much do you think people risk harming themselves (physically or in other ways) if they: use non-prescription drugs to get high?	59
131	How much do you think people risk harming themselves (physically or in other ways) if they: use e-cigarettes, e-cigars, or e-hookahs?	59
132	Have you ever used smokeless tobacco (chew, snuff, plug, dipping tobacco, or chewing tobacco)?	60
133	How often have you used smokeless tobacco during the past 30 days?	60
134	Have you ever smoked cigarettes?	60
135	How frequently have you smoked cigarettes during the past 30 days?	61
136	Which statement best describes rules about smoking inside your home or your family cars?	61
137	Have you ever used e-cigarettes, e-cigars, or e-hookahs (vaping)?	61

138	How frequently have you used e-cigarettes, e-cigars, or e-hookahs (vaping)?	62
139	During this school year, were you taught in any of your classes about the dangers of tobacco use?	62
140	During the past 12 months, have you participated in any community activities to discourage people your age from using cigarettes, chewing tobacco, snuff, dip or cigars, e-cigarettes, e-cigars, or e-hookahs?	62
141	Think back over the last two weeks. How many times have you had five or more alcoholic drinks in a row?	63
142	During the past 30 days, how many times did you ride in a car or other vehicle driven by someone who had been drinking alcohol or using drugs to get high?	63
143	During the past 30 days, how many times did you drive a car or other vehicle when you had been drinking alcohol or using drugs to get high?	63
144	If you drank alcohol (not just a sip or taste) in the past year, where did you usually drink it?	64
145	How do you feel about someone your age having one or two drinks of an alcoholic beverage nearly every day?	64
146	On how many occasions have you had alcoholic beverages (beer, wine or hard liquor) to drink in your lifetime - more than just a few sips?	64
147	On how many occasions have you drunk one or more drinks of an alcoholic beverage during the past 30 days?	65
148	On how many occasions have you used marijuana (grass, pot) or hashish (hash, hash oil) in your lifetime?	65
149	On how many occasions have you used marijuana (grass, pot) or hashish (hash, hash oil) during the past 30 days?	65
150	On how many occasions have you used LSD or other psychedelics in your lifetime?	66
151	On how many occasions have you used LSD or other psychedelics during the past 30 days?	66
152	On how many occasions have you used cocaine or crack in your lifetime?	66
153	On how many occasions have you used cocaine or crack during the past 30 days?	67
154	On how many occasions have you sniffed glue, breathed the contents of an aerosol spray can, or inhaled other gases or sprays, in order to get high in your lifetime?	67
155	On how many occasions have you sniffed glue, breathed the contents of an aerosol spray can, or inhaled other gases or sprays, in order to get high during the past 30 days?	67
156	On how many occasions have you used Pegaramide (peg, Peggy, etc.) in your lifetime?	68

157	On how many occasions have you used Pegaramide (peg, Peggy, etc.) during the past 30 days?	68
158	On how many occasions have you used synthetic marijuana (K2, spice) in your lifetime?	68
159	On how many occasions have you used synthetic marijuana (K2, spice) during the past 30 days?	69
160	On how many occasions have you used methamphetamines (meth, speed, crank, crystal meth) in your lifetime?	69
161	On how many occasions have you used methamphetamines (meth, speed, crank, crystal meth) in the past 30 days?	69
162	On how many occasions have you used other chemical products (bath salts, plant food, etc.) in your lifetime?	70
163	On how many occasions have you used other chemical products (bath salts, plant food, etc.) during the past 30 days?	70
164	On how many occasions have you used heroin or other opiates in your lifetime?	70
165	On how many occasions have you used heroin or other opiates during the past 30 days?	71
166	On how many occasions have you used MDMA ('X', 'E', or ecstasy) in your lifetime?	71
167	On how many occasions have you used MDMA ('X', 'E', or ecstasy) during the past 30 days?	71
168	On how many occasions have you taken prescription drugs (such as Valium, Xanax, Ritalin, Adderall, OxyContin, Tramadol, or sleeping pills) not prescribed to you in your lifetime?	72
169	On how many occasions have you taken prescription drugs (such as Valium, Xanax, Ritalin, Adderall, OxyContin, Tramadol, or sleeping pills) not prescribed to you during the past 30 days?	72
170	On how many occasions have you taken non-prescription medicines such as diet pills (for example, Dietac, Dexatrim or Prolamine), stay-awake pills (for example No-Doz, Vivarin, or Wake), or cough or cold medicines (robos, DXM, etc.) to get high in your lifetime?	72
171	On how many occasions have you taken non-prescription medicines such as diet pills (for example, Dietac, Dexatrim or Prolamine), stay-awake pills (for example No-Doz, Vivarin, or Wake), or cough or cold medicines (robos, DXM, etc.) to get high during the past 30 days?	73
172	On how many occasions have you been drunk or very high from drinking alcoholic beverages during the past 30 days?	73
173	On how many occasions have you drunk flavored alcoholic beverages, sometimes called 'alcopops' (like Mike's Hard Lemonade, Smirnoff Ice, Bacardi Breezers, etc.) in your lifetime?	73
174	On how many occasions have you drunk flavored alcoholic beverages, sometimes called 'alcopops' (like Mike's Hard Lemonade, Smirnoff Ice, Bacardi Breezers, etc.) during the past 30 days?	74

175	If you smoked cigarettes (not just a puff or drag) in the past year, how did you usually get them?	74
176	If you used e-cigarettes, e-cigars, or e-hookahs (not just a puff or drag) in the past year, how did you usually get them? - I did not use e-cigarettes, e-cigars, or e-hookahs in the past year	75
177	If you used e-cigarettes, e-cigars, or e-hookahs (not just a puff or drag) in the past year, how did you usually get them? - I bought them in a store such as a convenience store, supermarket, discount store, or gas station	75
178	If you used e-cigarettes, e-cigars, or e-hookahs (not just a puff or drag) in the past year, how did you usually get them? - I got them on the Internet	75
179	If you used e-cigarettes, e-cigars, or e-hookahs (not just a puff or drag) in the past year, how did you usually get them? - I got them at a store that sells electronic cigarettes, such as a "vape shop"	75
180	If you used e-cigarettes, e-cigars, or e-hookahs (not just a puff or drag) in the past year, how did you usually get them? - I got them from a family member	76
181	If you used e-cigarettes, e-cigars, or e-hookahs (not just a puff or drag) in the past year, how did you usually get them? - I got them from a friend	76
182	If you used e-cigarettes, e-cigars, or e-hookahs (not just a puff or drag) in the past year, how did you usually get them? - A stranger got them for me	76
183	If you used e-cigarettes, e-cigars, or e-hookahs (not just a puff or drag) in the past year, how did you usually get them? - I took them from a store or shop	76
184	If you used e-cigarettes, e-cigars, or e-hookahs (not just a puff or drag) in the past year, how did you usually get them? - I got them some other way	77
185	If you used marijuana (grass, pot) (not just a puff or drag) in the past year, how did you usually get it? - I did not use marijuana (grass, pot) in the past year	77
186	If you used marijuana (grass, pot) (not just a puff or drag) in the past year, how did you usually get it? - I bought it myself	77
187	If you used marijuana (grass, pot) (not just a puff or drag) in the past year, how did you usually get it? - I got it from someone at school	77
188	If you used marijuana (grass, pot) (not just a puff or drag) in the past year, how did you usually get it? - I got it from someone with a medical marijuana card	78
189	If you used marijuana (grass, pot) (not just a puff or drag) in the past year, how did you usually get it? - I got it from my brother or sister	78

190	If you used marijuana (grass, pot) (not just a puff or drag) in the past year, how did you usually get it? - I got it from another relative	78
191	If you used marijuana (grass, pot) (not just a puff or drag) in the past year, how did you usually get it? - Other	78
192	If you drank alcohol (not just a sip or taste) in the past year, how did you usually get it?	79
193	If you used prescription drugs or over the counter drugs without a doctor telling you to use it or for the purpose of getting high, where did you get these drugs? - Did not use	79
194	If you used prescription drugs or over the counter drugs without a doctor telling you to use it or for the purpose of getting high, where did you get these drugs? - Bought or took from store or shop	80
195	If you used prescription drugs or over the counter drugs without a doctor telling you to use it or for the purpose of getting high, where did you get these drugs? - Got from parents with permission	80
196	If you used prescription drugs or over the counter drugs without a doctor telling you to use it or for the purpose of getting high, where did you get these drugs? - Got from home without permission	80
197	If you used prescription drugs or over the counter drugs without a doctor telling you to use it or for the purpose of getting high, where did you get these drugs? - Got from relative with permission	80
198	If you used prescription drugs or over the counter drugs without a doctor telling you to use it or for the purpose of getting high, where did you get these drugs? - Got from relative without permission	81
199	If you used prescription drugs or over the counter drugs without a doctor telling you to use it or for the purpose of getting high, where did you get these drugs? - Got from friend's home with permission	81
200	If you used prescription drugs or over the counter drugs without a doctor telling you to use it or for the purpose of getting high, where did you get these drugs? - Got from friend's home without permission	81
201	If you used prescription drugs or over the counter drugs without a doctor telling you to use it or for the purpose of getting high, where did you get these drugs? - Got from friend at school	81
202	If you used prescription drugs or over the counter drugs without a doctor telling you to use it or for the purpose of getting high, where did you get these drugs? - Got from friend at party	82
203	If you used prescription drugs or over the counter drugs without a doctor telling you to use it or for the purpose of getting high, where did you get these drugs? - Got from friend, elsewhere	82
204	If you used prescription drugs or over the counter drugs without a doctor telling you to use it or for the purpose of getting high, where did you get these drugs? - Got from internet sale	82
205	During the last month, about how many marijuana cigarettes, or the equivalent, did you smoke a day, on the average?	83

206	How wrong do your friends feel it would be for YOU to: have one or two drinks of an alcoholic beverage nearly every day?	83
207	How wrong do your friends feel it would be for YOU to: smoke tobacco?	83
208	How wrong do your friends feel it would be for YOU to: smoke marijuana?	84
209	How wrong do your friends feel it would be for YOU to: use prescription drugs not prescribed to you?	84
210	How wrong would most adults (over 21) in your neighborhood think it is for kids your age: to use marijuana?	84
211	How wrong would most adults (over 21) in your neighborhood think it is for kids your age: to drink alcohol?	85
212	How wrong would most adults (over 21) in your neighborhood think it is for kids your age: to smoke cigarettes?	85
213	How much do each of the following statements describe your neighborhood? crime and/or drug selling	85
214	How much do each of the following statements describe your neighborhood? fights	86
215	How much do each of the following statements describe your neighborhood? lots of empty or abandoned buildings	86
216	How much do each of the following statements describe your neighborhood? lots of graffiti	86
217	I feel safe in my neighborhood.	87
218	If a kid smoked marijuana in your neighborhood would he or she be caught by the police?	87
219	If a kid drank some beer, wine or hard liquor (for example, vodka, whiskey, or gin) in your neighborhood would he or she be caught by the police?	87
220	If a kid carried a handgun in your neighborhood would he or she be caught by the police?	88
221	If you wanted to get some cigarettes, how easy would it be for you to get some?	88
222	If you wanted to get some beer, wine or hard liquor (for example, vodka, whiskey, or gin), how easy would it be for you to get some?	88
223	If you wanted to get a drug like cocaine, LSD, or amphetamines, how easy would it be for you to get some?	89
224	If you wanted to get a handgun, how easy would it be for you to get one?	89
225	If you wanted to get some marijuana, how easy would it be for you to get some?	89
226	If you wanted to get prescription drugs for the purpose of getting high, how easy would it be for you to get some?	90
227	If you wanted to get synthetic marijuana such as K2 or chemical products such as bath salts to get high, how easy would it be for you to get some?	90

228	If you wanted to get steroids to use or to enhance athletic performance, how easy would it be for you to get some?	90
229	If you wanted to get e-cigarettes, e-cigars, or e-hookahs, how easy would it be for you to get some?	91
230	During the past 12 months, have you participated in any alcohol prevention programs or seen any alcohol prevention messages in your school or community? Yes, a school-based program focused on preventing underage drinking and/or drinking and driving.	91
231	During the past 12 months, have you participated in any alcohol prevention programs or seen any alcohol prevention messages in your school or community? Yes, a community-based program focused on preventing underage drinking and/or drinking and driving (for example, through your church or temple or through youth groups like Boys and Girls Club or 4-H).	91
232	During the past 12 months, have you participated in any alcohol prevention programs or seen any alcohol prevention messages in your school or community? Yes, a media campaign addressing underage drinking and/or drinking and driving (for example, newspaper ads, posters, pamphlets, radio, TV).	92
233	During the past 12 months, have you participated in any alcohol prevention programs or seen any alcohol prevention messages in your school or community? No	92
234	How wrong do your parents feel it would be for YOU to: have one or two drinks of an alcoholic beverage nearly every day?	92
235	How wrong do your parents feel it would be for YOU to: smoke tobacco?	92
236	How wrong do your parents feel it would be for YOU to: smoke marijuana?	93
237	How wrong do your parents feel it would be for YOU to: use prescription drugs not prescribed to you?	93
238	How wrong do your parents feel it would be for YOU to: steal something?	93
239	How wrong do your parents feel it would be for YOU to: draw graffiti, write things, or draw pictures on buildings or other property (without the owner's permission)?	94
240	How wrong do your parents feel it would be for YOU to: pick a fight with someone?	94
241	During the past 12 months, have you talked with at least one of your parents about the dangers of underage drinking and/or drinking and driving? By parents, we mean either your biological parents, adoptive parents, stepparents, or adult guardians - whether or not they live with you.	94
242	The rules in my family are clear.	95
243	People in my family have serious arguments about the same things, and often insult or yell at each other.	95

244	When I am not at home, one of my parents knows where I am and who I am with.	95
245	My family has clear rules about alcohol and drug use.	96
246	If you skipped school would you be caught by your parents?	96
247	My parents ask if I've gotten my homework done.	96
248	Would your parents know if you did not come home on time?	97
249	Do you know how to properly dispose of leftover prescription drugs?	97
250	Have any of your brothers or sisters ever: drunk beer, wine or hard liquor (for example, vodka, whiskey or gin)?	97
251	Have any of your brothers or sisters ever: smoked marijuana?	97
252	Have any of your brothers or sisters ever: smoked cigarettes?	98
253	Have any of your brothers or sisters ever: taken a handgun to school?	98
254	Have any of your brothers or sisters ever: been suspended or expelled from school?	98
255	Have any of your brothers or sisters ever: used e-cigarettes, e-cigars or e-hookahs (vaping)?	98
256	Have any of your brothers or sisters ever: used prescription drugs not prescribed to him/her?	99
257	Have you changed homes in the past year (the last 12 months)?	99
258	How many times have you changed homes since kindergarten?	99
259	Have you changed schools (including changing from elementary to middle and middle to high school) in the past year?	99
260	How many times have you changed schools since kindergarten (including changing from elementary to middle and middle to high school)?	100
261	Has anyone in your family ever had severe alcohol or drug problems?	100
262	About how many adults (over 21) have you known personally who in the past year have: used marijuana, crack, cocaine, or other drugs?	100
263	About how many adults (over 21) have you known personally who in the past year have: sold or dealt drugs?	101
264	About how many adults (over 21) have you known personally who in the past year have: done other things that could get them in trouble with the police, like stealing, selling stolen goods, mugging or assaulting others, etc.?	101
265	About how many adults (over 21) have you known personally who in the past year have: gotten drunk or high?	101
266	How honest were you in filling out this survey?	102

List of Figures

1	Grade Chart	12
2	Gender Chart	13
3	Age Chart	14

1 INTRODUCTION

This report was generated from data collected on the *2019 Arkansas Prevention Needs Assessment Student Survey*. This report contains basic frequency tables of all data collected and graphs on the selected demographic variables of grade, gender and age.

Questions regarding the information found in this report can be directed to:

International Survey Associates dba Pride Surveys

Mr. Jay Gleaton

2140 Newmarket Parkway

Suite 116

Marietta, GA 30067

Telephone: (800) 279-6361

Fax: (770) 726-9327

Website: <http://www.pridesurveys.com>

Grade Chart

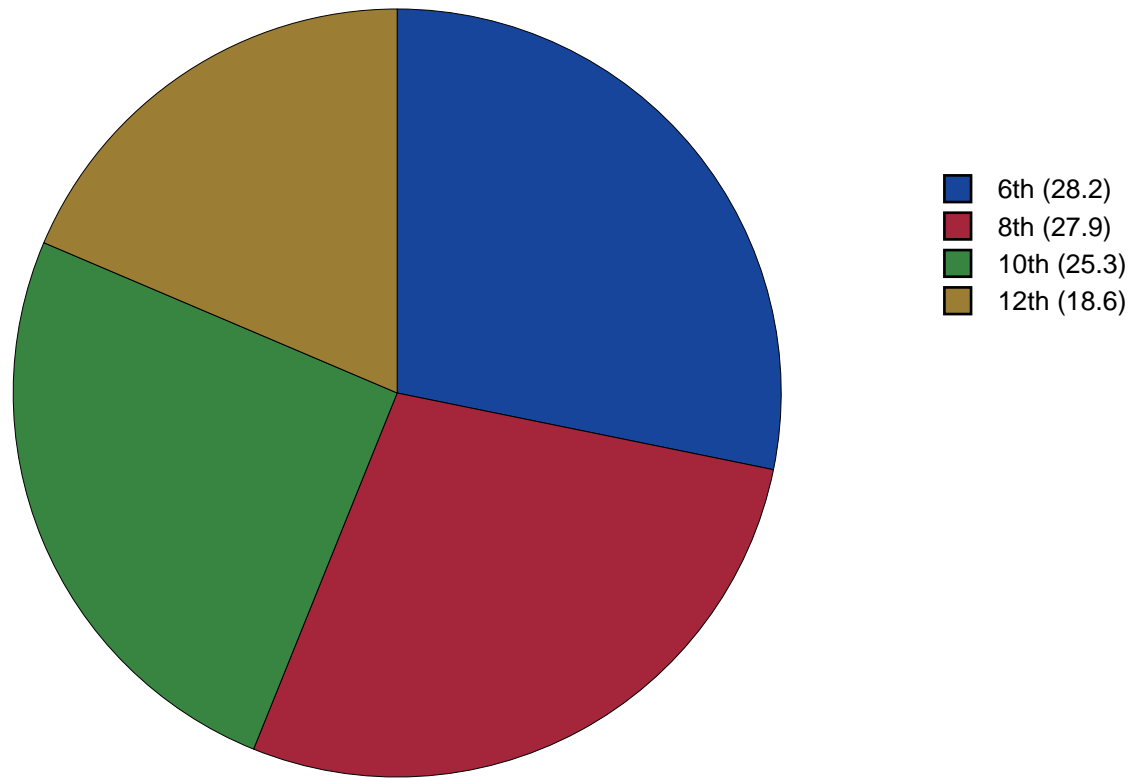


Figure 1: Grade Chart

Gender Chart

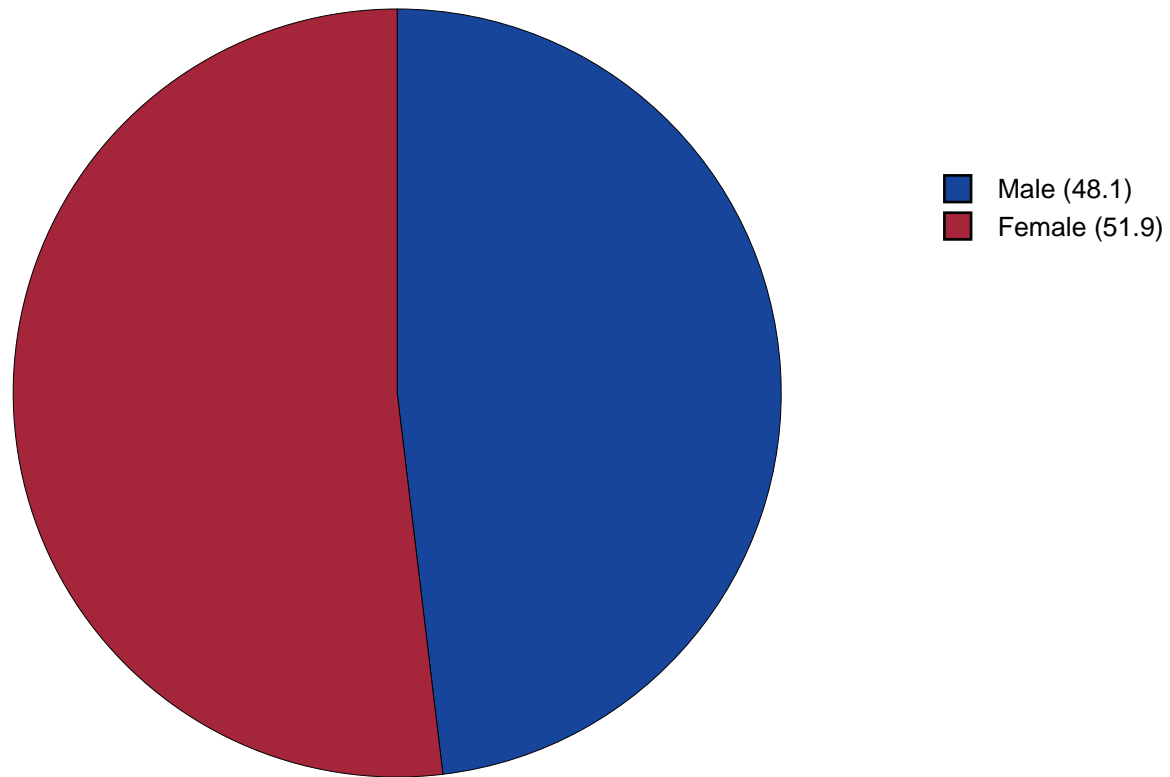


Figure 2: Gender Chart

Age Chart

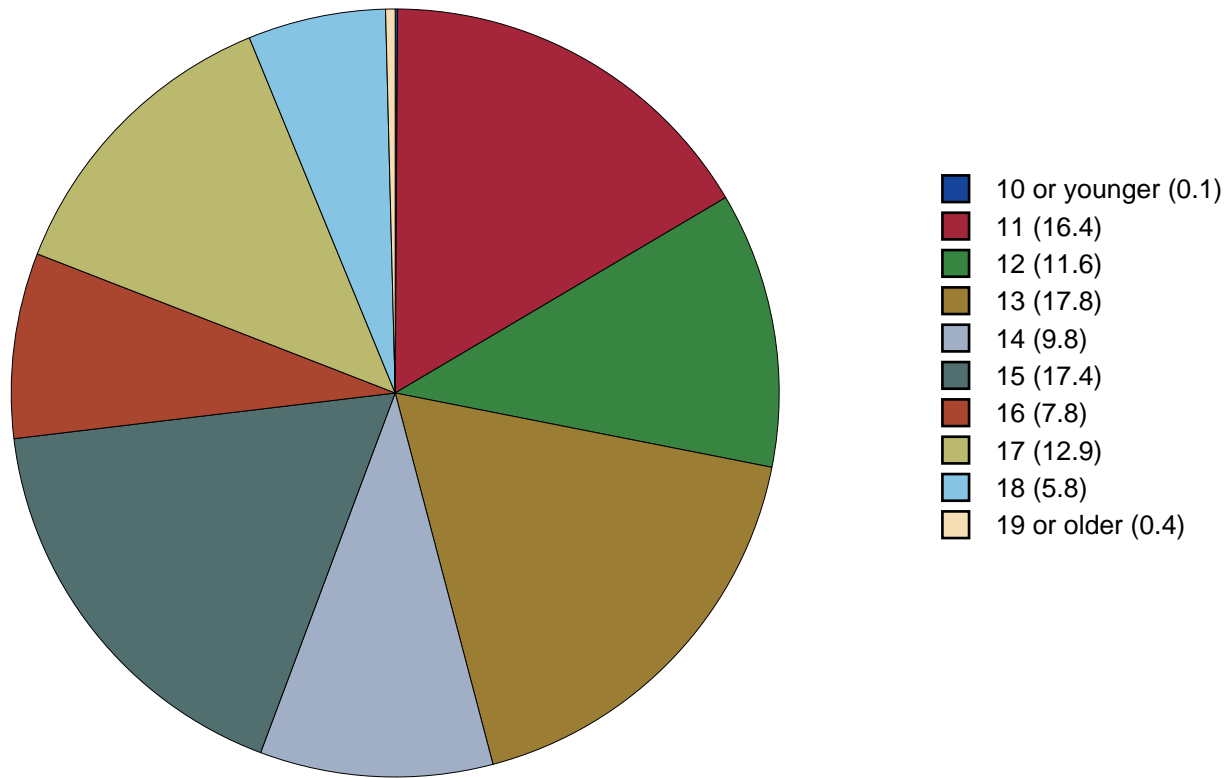


Figure 3: Age Chart

2 PERCENTAGE TABLES

The following tables contain frequency distribution detailing how your students responded to each question on the survey. The tables appear in the same order as the questions on the survey. The tables include breakdowns by grade level as well as overall percentages. The *N of Valid* row is a frequency count of the number of valid responses to each question for each grade and overall. The *N of Miss* row is a frequency count of the number of invalid(marked more than one response) or missing (i.e. did not respond) responses to each question for each grade and overall.

For the questions that allowed more than one response (i.e. race, live with, etc.) each response becomes a separate table. If a student did not mark the response, that was counted as a NO response, and if they did mark the response, that was counted as a YES response. Since a non response is a valid response for these questions, the *N of Miss* will always be zero for these questions.

Table 1: Gender

Response	6	8	10	12	Total
Male	45.9	53.6	46.1	45.8	48.1
Female	54.1	46.4	53.9	54.2	51.9
N of Valid	471	468	419	299	1657
N of Miss	17	14	19	22	72

Table 2: Age

Response	6	8	10	12	Total
10 or younger	0.2	0.0	0.0	0.0	0.1
11	58.3	0.0	0.0	0.0	16.4
12	40.7	0.6	0.0	0.0	11.6
13	0.8	62.9	0.0	0.0	17.8
14	0.0	34.6	0.5	0.0	9.8
15	0.0	1.5	67.1	0.3	17.4
16	0.0	0.4	30.4	0.0	7.8
17	0.0	0.0	1.8	66.7	12.9
18	0.0	0.0	0.2	30.8	5.8
19 or older	0.0	0.0	0.0	2.2	0.4
N of Valid	482	480	434	321	1717
N of Miss	6	2	4	0	12

Table 3: Are you Hispanic or Latino?

Response	6	8	10	12	Total
No	75.6	80.9	77.9	74.4	77.4
Yes	24.4	19.1	22.1	25.6	22.6
N of Valid	454	461	434	317	1666
N of Miss	34	21	4	4	63

Table 4: What is your race? Black or African American



Response	6	8	10	12	Total	
No	91.1	89.8	92.8	94.0	91.7	
Yes	8.9	10.2	7.2	6.0	8.3	
N of Valid	472	472	429	318	1691	
N of Miss	0	0	0	0	0	

Table 5: What is your race? Asian



Response	6	8	10	12	Total	
No	97.2	96.6	97.0	95.9	96.7	
Yes	2.8	3.4	3.0	4.1	3.3	
N of Valid	472	472	429	318	1691	
N of Miss	0	0	0	0	0	

Table 6: What is your race? American Indian



Response	6	8	10	12	Total	
No	94.9	93.0	96.3	95.6	94.9	
Yes	5.1	7.0	3.7	4.4	5.1	
N of Valid	472	472	429	318	1691	
N of Miss	0	0	0	0	0	

Table 7: What is your race? Alaska Native



Response	6	8	10	12	Total	
No	100.0	99.8	99.5	99.1	99.6	
Yes	0.0	0.2	0.5	0.9	0.4	
N of Valid	472	472	429	318	1691	
N of Miss	0	0	0	0	0	

Table 8: What is your race? White



Response	6	8	10	12	Total	
No	29.7	21.8	20.0	16.0	22.5	
Yes	70.3	78.2	80.0	84.0	77.5	
N of Valid	472	472	429	318	1691	
N of Miss	0	0	0	0	0	

Table 9: What is your race? Native Hawaiian or Other Pacific Islander



Response	6	8	10	12	Total	
No	100.0	98.7	98.8	98.4	99.1	
Yes	0.0	1.3	1.2	1.6	0.9	
N of Valid	472	472	429	318	1691	
N of Miss	0	0	0	0	0	

Table 10: What is your race? Other



Response	6	8	10	12	Total	
No	73.5	82.6	85.1	87.4	81.6	
Yes	26.5	17.4	14.9	12.6	18.4	
N of Valid	472	472	429	318	1691	
N of Miss	0	0	0	0	0	

Table 11: What is the highest level of schooling completed by your mother or father?









Response	6	8	10	12	Total	
Completed grade school or less	2.4	2.3	3.2	2.8	2.7	
Some high school	2.6	2.7	10.0	16.9	7.3	
Completed high school	8.8	16.5	15.7	15.4	14.0	
Some college	7.7	14.0	13.9	13.5	12.2	
Completed college	26.3	29.2	32.2	31.0	29.5	
Graduate or professional school after college	11.5	13.3	14.6	14.7	13.4	
Don't know	38.4	21.4	9.7	4.7	19.8	
Does not apply	2.2	0.6	0.7	0.9	1.1	
N of Valid	453	473	432	319	1677	
N of Miss	35	9	6	2	52	

Table 12: Think of where you live most of the time. Which of the following people live there with you? Mother



Response	6	8	10	12	Total	
No	11.2	10.1	14.6	13.7	12.2	
Yes	88.8	89.9	85.4	86.3	87.8	
N of Valid	484	477	438	321	1720	
N of Miss	0	0	0	0	0	

Table 13: Think of where you live most of the time. Which of the following people live there with you? Stepmother



Response	6	8	10	12	Total	
No	94.8	95.0	93.6	93.8	94.4	
Yes	5.2	5.0	6.4	6.2	5.6	
N of Valid	484	477	438	321	1720	
N of Miss	0	0	0	0	0	

Table 14: Think of where you live most of the time. Which of the following people live there with you? Foster Mother



Response	6	8	10	12	Total	
No	99.6	99.6	99.8	99.7	99.7	
Yes	0.4	0.4	0.2	0.3	0.3	
N of Valid	484	477	438	321	1720	
N of Miss	0	0	0	0	0	

Table 15: Think of where you live most of the time. Which of the following people live there with you? Grandmother



Response	6	8	10	12	Total	
No	89.3	90.4	90.9	90.3	90.2	
Yes	10.7	9.6	9.1	9.7	9.8	
N of Valid	484	477	438	321	1720	
N of Miss	0	0	0	0	0	

Table 16: Think of where you live most of the time. Which of the following people live there with you? Aunt



Response	6	8	10	12	Total	
No	95.9	97.5	97.7	95.6	96.7	
Yes	4.1	2.5	2.3	4.4	3.3	
N of Valid	484	477	438	321	1720	
N of Miss	0	0	0	0	0	

Table 17: Think of where you live most of the time. Which of the following people live there with you? Father



Response	6	8	10	12	Total	
No	30.8	36.3	37.4	43.9	36.5	
Yes	69.2	63.7	62.6	56.1	63.5	
N of Valid	484	477	438	321	1720	
N of Miss	0	0	0	0	0	

Table 18: Think of where you live most of the time. Which of the following people live there with you? Stepfather



Response	6	8	10	12	Total	
No	87.8	81.8	84.2	81.6	84.1	
Yes	12.2	18.2	15.8	18.4	15.9	
N of Valid	484	477	438	321	1720	
N of Miss	0	0	0	0	0	

Table 19: Think of where you live most of the time. Which of the following people live there with you? Foster Father



Response	6	8	10	12	Total	
No	99.2	99.8	99.8	99.7	99.6	
Yes	0.8	0.2	0.2	0.3	0.4	
N of Valid	484	477	438	321	1720	
N of Miss	0	0	0	0	0	

Table 20: Think of where you live most of the time. Which of the following people live there with you? Grandfather



Response	6	8	10	12	Total	
No	93.8	96.0	95.2	96.9	95.3	
Yes	6.2	4.0	4.8	3.1	4.7	
N of Valid	484	477	438	321	1720	
N of Miss	0	0	0	0	0	

Table 21: Think of where you live most of the time. Which of the following people live there with you? Uncle



Response	6	8	10	12	Total	
No	97.1	97.1	97.5	96.6	97.1	
Yes	2.9	2.9	2.5	3.4	2.9	
N of Valid	484	477	438	321	1720	
N of Miss	0	0	0	0	0	

Table 22: Think of where you live most of the time. Which of the following people live there with you? Other Adults



Response	6	8	10	12	Total	
No	97.7	98.3	98.4	96.6	97.8	
Yes	2.3	1.7	1.6	3.4	2.2	
N of Valid	484	477	438	321	1720	
N of Miss	0	0	0	0	0	

Table 23: Think of where you live most of the time. Which of the following people live there with you? Brother(s)



Response	6	8	10	12	Total	
No	51.0	48.8	57.8	62.0	54.2	
Yes	49.0	51.2	42.2	38.0	45.8	
N of Valid	484	477	438	321	1720	
N of Miss	0	0	0	0	0	

Table 24: Think of where you live most of the time. Which of the following people live there with you? Stepbrother(s)



Response	6	8	10	12	Total	
No	96.1	94.5	95.9	96.6	95.7	
Yes	3.9	5.5	4.1	3.4	4.3	
N of Valid	484	477	438	321	1720	
N of Miss	0	0	0	0	0	

Table 25: Think of where you live most of the time. Which of the following people live there with you? Sister(s)



Response	6	8	10	12	Total	
No	52.1	48.8	50.7	56.1	51.6	
Yes	47.9	51.2	49.3	43.9	48.4	
N of Valid	484	477	438	321	1720	
N of Miss	0	0	0	0	0	

Table 26: Think of where you live most of the time. Which of the following people live there with you? Stepsister(s)



Response	6	8	10	12	Total	
No	94.0	94.5	95.9	95.6	94.9	
Yes	6.0	5.5	4.1	4.4	5.1	
N of Valid	484	477	438	321	1720	
N of Miss	0	0	0	0	0	

Table 27: Think of where you live most of the time. Which of the following people live there with you? Other Children



Response	6	8	10	12	Total	
No	98.6	96.2	96.6	93.8	96.5	
Yes	1.4	3.8	3.4	6.2	3.5	
N of Valid	484	477	438	321	1720	
N of Miss	0	0	0	0	0	

Table 28: In my school, students have lots of chances to help decide things like class activities and rules.





Response	6	8	10	12	Total	
NO!	8.6	7.8	10.8	12.0	9.6	
no	36.6	36.4	30.6	25.9	33.0	
yes	48.0	50.3	48.7	48.4	48.9	
YES!	6.9	5.5	9.9	13.6	8.5	
N of Valid	467	475	435	316	1693	
N of Miss	21	7	3	5	36	

Table 29: Teachers ask me to work on special classroom projects.





Response	6	8	10	12	Total	
NO!	7.4	7.7	8.4	9.9	8.2	
no	39.3	39.4	47.8	43.5	42.3	
yes	44.1	46.9	39.4	38.7	42.7	
YES!	9.2	6.0	4.4	8.0	6.8	
N of Valid	458	467	431	313	1669	
N of Miss	30	15	7	8	60	

Table 30: My teacher(s) notices when I am doing a good job and lets me know about it.

Response	6	8	10	12	Total
NO!	2.0	6.4	10.1	7.3	6.3
no	20.4	31.3	31.0	24.0	26.9
yes	56.1	51.6	49.1	55.3	52.9
YES!	21.5	10.7	9.9	13.4	14.0
N of Valid	460	469	426	313	1668
N of Miss	28	13	12	8	61

Table 31: There are lots of chances for students in my school to get involved in sports, clubs, and other school activities outside of class.

Response	6	8	10	12	Total
NO!	1.5	0.4	2.5	2.9	1.7
no	3.9	5.3	5.8	7.0	5.3
yes	40.0	41.2	43.3	43.3	41.8
YES!	54.6	53.1	48.4	46.8	51.1
N of Valid	467	471	432	314	1684
N of Miss	21	11	6	7	45

Table 32: There are lots of chances for students in my school to talk with a teacher one-on-one.

Response	6	8	10	12	Total
NO!	1.5	3.8	5.1	6.7	4.0
no	12.4	20.1	22.9	22.4	19.1
yes	49.5	52.4	55.2	52.7	52.3
YES!	36.7	23.7	16.9	18.2	24.5
N of Valid	469	468	433	313	1683
N of Miss	19	14	5	8	46

Table 33: I feel safe at my school.

Response	6	8	10	12	Total
NO!	1.5	4.2	6.9	7.3	4.7
no	8.2	10.3	13.6	17.9	12.0
yes	39.9	54.9	59.8	53.7	51.7
YES!	50.4	30.6	19.6	21.1	31.6
N of Valid	476	474	433	313	1696
N of Miss	12	8	5	8	33

Table 34: The school lets my parents know when I have done something well.

Response	6	8	10	12	Total
NO!	6.2	14.2	19.7	21.7	14.8
no	36.1	48.8	53.2	44.1	45.5
yes	43.4	30.8	23.6	27.8	31.9
YES!	14.3	6.2	3.5	6.4	7.8
N of Valid	468	471	432	313	1684
N of Miss	20	11	6	8	45

Table 35: My teachers praise me when I work hard in school.

Response	6	8	10	12	Total
NO!	9.4	13.9	15.9	14.0	13.2
no	37.6	44.9	45.1	40.1	42.0
yes	43.0	36.1	35.3	39.2	38.4
YES!	10.0	5.1	3.7	6.7	6.4
N of Valid	458	468	428	314	1668
N of Miss	30	14	10	7	61

Table 36: Are your school grades better than the grades of most students in your class?

Response	6	8	10	12	Total
NO!	6.7	8.3	8.4	3.2	6.9
no	31.7	28.3	28.3	26.3	28.9
yes	48.0	51.0	49.7	51.0	49.8
YES!	13.5	12.4	13.7	19.6	14.4
N of Valid	460	459	431	312	1662
N of Miss	28	23	7	9	67

Table 37: I have lots of chances to be part of class discussions or activities.

Response	6	8	10	12	Total
NO!	2.3	1.3	2.8	3.5	2.4
no	10.3	14.7	14.5	18.4	14.1
yes	52.8	62.6	67.0	63.5	61.1
YES!	34.5	21.5	15.7	14.6	22.4
N of Valid	475	470	433	315	1693
N of Miss	13	12	5	6	36

Table 38: Now thinking back over the past year in school, how often did you: enjoy being in school?

Response	6	8	10	12	Total
Never	2.5	5.9	10.6	10.8	7.1
Seldom	14.6	14.9	16.9	18.4	16.0
Sometimes	32.7	38.6	40.3	43.5	38.3
Often	28.3	29.1	26.4	19.7	26.4
Almost always	21.9	11.5	5.8	7.6	12.2
N of Valid	480	471	432	315	1698
N of Miss	8	11	6	6	31

Table 39: Now thinking back over the past year in school, how often did you: hate being in school?

Response	6	8	10	12	Total	
Never	14.3	6.2	5.1	3.9	7.8	
Seldom	31.7	29.9	21.6	14.1	25.4	
Sometimes	29.6	35.9	33.0	40.2	34.2	
Often	14.5	19.4	23.7	29.9	21.0	
Almost always	9.9	8.6	16.5	11.9	11.6	
N of Valid	476	465	430	311	1682	
N of Miss	12	17	8	10	47	

Table 40: Now thinking back over the past year in school, how often did you: try to do your best work in school?

Response	6	8	10	12	Total	
Never	0.2	0.6	0.7	2.8	0.9	
Seldom	1.9	2.6	4.4	4.4	3.2	
Sometimes	6.1	12.5	17.6	17.7	13.0	
Often	16.8	28.0	33.1	34.5	27.4	
Almost always	74.9	56.2	44.2	40.5	55.5	
N of Valid	475	464	432	316	1687	
N of Miss	13	18	6	5	42	

Table 41: How often do you feel that the school work you are assigned is meaningful and important?

Response	6	8	10	12	Total	
Never	4.4	4.2	6.5	9.8	5.9	
Seldom	9.6	17.9	26.3	30.2	20.0	
Sometimes	27.9	38.0	40.3	35.2	35.2	
Often	34.6	27.0	21.9	17.8	26.1	
Almost always	23.5	12.9	5.1	7.0	12.8	
N of Valid	477	474	434	315	1700	
N of Miss	11	8	4	6	29	

Table 42: Putting them all together, what were your grades like last year?






Response	6	8	10	12	Total	
Mostly F's	1.1	0.2	0.5	0.3	0.5	
Mostly D's	2.3	2.3	1.6	0.3	1.8	
Mostly C's	13.1	13.6	11.8	10.4	12.4	
Mostly B's	34.0	37.7	33.9	35.8	35.3	
Mostly A's	49.6	46.1	52.3	53.2	50.0	
N of Valid	474	469	434	316	1693	
N of Miss	14	13	4	5	36	

Table 43: How important do you think the things you are learning in school are going to be for your later life?






Response	6	8	10	12	Total	
Very important	39.8	16.0	7.9	9.8	19.5	
Quite important	28.7	28.4	21.8	19.7	25.2	
Fairly important	21.0	32.0	32.4	32.4	29.1	
Slightly important	9.4	19.8	31.5	29.2	21.6	
Not at all important	1.0	3.8	6.5	8.9	4.6	
N of Valid	480	475	432	315	1702	
N of Miss	8	7	6	6	27	

Table 44: During the LAST FOUR WEEKS how many whole days of school have you missed because you skipped or "cut"?








Response	6	8	10	12	Total	
None	54.6	65.2	67.7	62.2	62.3	
1	14.4	12.4	10.6	11.1	12.3	
2	10.5	8.1	7.6	7.6	8.6	
3	9.4	6.6	4.6	10.2	7.6	
4-5	8.8	6.0	5.3	4.8	6.4	
6-10	1.5	1.7	3.0	2.2	2.1	
11 or more	0.8	0.0	1.2	1.9	0.9	
N of Valid	478	469	433	315	1695	
N of Miss	10	13	5	6	34	

Table 45: What are the chances you would be seen as cool if you: smoked cigarettes?






Response	6	8	10	12	Total	
No or very little chance	83.0	78.4	69.2	73.5	76.5	
Little chance	8.0	11.8	16.0	14.2	12.2	
Some chance	3.1	6.8	9.5	8.1	6.7	
Pretty good chance	3.6	1.7	4.4	2.3	3.0	
Very good chance	2.3	1.3	0.9	1.9	1.6	
N of Valid	477	468	432	310	1687	
N of Miss	11	14	6	11	42	

Table 46: What are the chances you would be seen as cool if you: worked hard at school?






Response	6	8	10	12	Total	
No or very little chance	5.9	9.9	15.6	13.9	10.9	
Little chance	9.6	17.6	22.9	23.4	17.7	
Some chance	19.5	23.9	25.0	23.1	22.8	
Pretty good chance	32.9	30.5	24.3	22.4	28.2	
Very good chance	32.1	18.1	12.3	17.2	20.4	
N of Valid	477	465	424	303	1669	
N of Miss	11	17	14	18	60	

Table 47: What are the chances you would be seen as cool if you: began drinking alcoholic beverages regularly, that is, at least once or twice a month?






Response	6	8	10	12	Total	
No or very little chance	80.8	74.2	47.0	49.5	64.6	
Little chance	8.6	12.5	16.7	14.9	12.9	
Some chance	4.8	7.1	17.4	12.3	10.1	
Pretty good chance	4.2	3.9	14.0	17.2	9.0	
Very good chance	1.5	2.4	4.9	6.1	3.5	
N of Valid	475	465	430	309	1679	
N of Miss	13	17	8	12	50	

Table 48: What are the chances you would be seen as cool if you: defended someone who was being bullied?






Response	6	8	10	12	Total	
No or very little chance	7.8	6.3	12.4	15.3	9.9	
Little chance	11.3	13.0	17.3	15.3	14.0	
Some chance	18.7	24.6	30.9	27.3	25.0	
Pretty good chance	28.6	30.7	24.6	28.6	28.1	
Very good chance	33.6	25.5	14.8	13.6	22.9	
N of Valid	476	463	427	308	1674	
N of Miss	12	19	11	13	55	

Table 49: What are the chances you would be seen as cool if you: smoked marijuana?






Response	6	8	10	12	Total	
No or very little chance	85.6	72.6	43.5	50.6	64.9	
Little chance	5.2	10.5	15.7	15.6	11.2	
Some chance	2.5	7.5	16.4	14.6	9.6	
Pretty good chance	3.8	5.3	14.3	10.1	8.0	
Very good chance	2.9	4.1	10.3	9.1	6.2	
N of Valid	478	468	428	308	1682	
N of Miss	10	14	10	13	47	

Table 50: What are the chances you would be seen as cool if you: carried a handgun?






Response	6	8	10	12	Total	
No or very little chance	80.0	84.1	71.1	74.8	77.9	
Little chance	8.6	8.0	10.6	10.7	9.3	
Some chance	4.9	4.5	9.6	9.1	6.8	
Pretty good chance	3.4	1.5	5.2	2.9	3.2	
Very good chance	3.2	1.9	3.5	2.6	2.8	
N of Valid	474	464	426	309	1673	
N of Miss	14	18	12	12	56	

Table 51: What are the chances you would be seen as cool if you: used e-cigarettes, e-cigars or e-hookahs (vaping)?






Response	6	8	10	12	Total	
No or very little chance	77.8	68.7	38.6	45.5	59.4	
Little chance	6.3	10.9	14.3	9.7	10.3	
Some chance	4.2	5.6	12.4	12.3	8.2	
Pretty good chance	6.1	6.9	16.4	13.6	10.3	
Very good chance	5.5	7.9	18.3	18.8	11.9	
N of Valid	474	467	427	308	1676	
N of Miss	14	15	11	13	53	

Table 52: What are the chances you would be seen as cool if you: bullied someone or cyber bullied someone?






Response	6	8	10	12	Total	
No or very little chance	77.8	68.7	38.6	45.5	59.4	
Little chance	6.3	10.9	14.3	9.7	10.3	
Some chance	4.2	5.6	12.4	12.3	8.2	
Pretty good chance	6.1	6.9	16.4	13.6	10.3	
Very good chance	5.5	7.9	18.3	18.8	11.9	
N of Valid	474	467	427	308	1676	
N of Miss	14	15	11	13	53	

Table 53: Think of your four best friends (the friends you feel closest to). In the past year (12 months), how many of your best friends have: participated in clubs, organizations or activities at school?






Response	6	8	10	12	Total	
0	10.7	11.4	9.4	15.9	11.5	
1	9.2	10.9	10.5	10.7	10.3	
2	14.9	20.0	15.9	17.2	17.0	
3	13.6	17.0	21.8	11.0	16.2	
4	51.6	40.8	42.4	45.1	45.0	
N of Valid	469	466	427	308	1670	
N of Miss	19	16	11	13	59	

Table 54: Think of your four best friends (the friends you feel closest to). In the past year (12 months), how many of your best friends have: smoked cigarettes?






Response	6	8	10	12	Total	
0	92.4	86.4	81.7	69.9	83.9	
1	4.4	9.0	10.5	14.7	9.1	
2	1.7	3.3	4.0	8.2	3.9	
3	0.2	0.2	1.2	2.9	1.0	
4	1.3	1.1	2.6	4.2	2.1	
N of Valid	472	455	421	306	1654	
N of Miss	16	27	17	15	75	

Table 55: Think of your four best friends (the friends you feel closest to). In the past year (12 months), how many of your best friends have: tried beer, wine or hard liquor (for example, vodka, whiskey, or gin) when their parents didn't know about it?






Response	6	8	10	12	Total	
0	84.5	75.8	53.6	40.6	66.2	
1	8.8	13.7	14.5	18.1	13.3	
2	2.5	6.7	12.9	13.5	8.3	
3	1.7	2.4	6.8	6.8	4.1	
4	2.5	1.5	12.2	21.0	8.1	
N of Valid	478	466	427	310	1681	
N of Miss	10	16	11	11	48	

Table 56: Think of your four best friends (the friends you feel closest to). In the past year (12 months), how many of your best friends have: used e-cigarettes, e-cigars, or e-hookahs?






Response	6	8	10	12	Total	
0	90.4	77.4	54.5	47.1	69.7	
1	5.2	13.4	13.4	13.5	11.1	
2	1.9	5.2	10.6	13.2	7.1	
3	1.3	2.4	8.2	6.8	4.3	
4	1.3	1.7	13.4	19.4	7.8	
N of Valid	479	464	426	310	1679	
N of Miss	9	18	12	11	50	

Table 57: Think of your four best friends (the friends you feel closest to). In the past year (12 months), how many of your best friends have: used marijuana?






Response	6	8	10	12	Total	
0	95.6	86.6	65.5	55.7	78.1	
1	2.5	8.0	13.4	17.8	9.6	
2	0.2	3.5	7.0	12.0	5.0	
3	0.6	1.3	5.6	6.1	3.1	
4	1.1	0.6	8.5	8.4	4.2	
N of Valid	476	462	426	309	1673	
N of Miss	12	20	12	12	56	

Table 58: Think of your four best friends (the friends you feel closest to). In the past year (12 months), how many of your best friends have: used prescription drugs or non-prescription drugs for the purpose of getting high?






Response	6	8	10	12	Total	
0	93.9	92.4	83.8	85.5	89.4	
1	4.6	4.1	10.1	7.4	6.4	
2	0.4	1.7	2.6	2.9	1.8	
3	0.4	1.1	1.6	0.6	1.0	
4	0.6	0.6	1.9	3.5	1.5	
N of Valid	476	463	427	310	1676	
N of Miss	12	19	11	11	53	

Table 59: Think of your four best friends (the friends you feel closest to). In the past year (12 months), how many of your best friends have: used synthetic marijuana (K2, spice) or bath salts?






Response	6	8	10	12	Total	
0	97.0	95.6	94.1	94.2	95.4	
1	1.7	2.2	3.8	2.3	2.5	
2	0.8	1.5	0.9	2.3	1.3	
3	0.2	0.4	0.7	0.0	0.4	
4	0.2	0.2	0.5	1.3	0.5	
N of Valid	474	459	426	308	1667	
N of Miss	14	23	12	13	62	

Table 60: Think of your four best friends (the friends you feel closest to). In the past year (12 months), how many of your best friends have: used LSD, cocaine, amphetamines, or other illegal drugs?






Response	6	8	10	12	Total	
0	96.2	94.4	92.0	92.6	94.0	
1	2.3	3.9	4.5	4.2	3.6	
2	0.6	1.3	2.6	0.6	1.3	
3	0.4	0.2	0.2	1.3	0.5	
4	0.4	0.2	0.7	1.3	0.6	
N of Valid	479	463	426	310	1678	
N of Miss	9	19	12	11	51	

Table 61: Think of your four best friends (the friends you feel closest to). In the past year (12 months), how many of your best friends have: been bullied?






Response	6	8	10	12	Total	
0	49.7	53.2	56.3	66.6	55.5	
1	26.9	24.4	23.7	15.3	23.2	
2	13.2	11.8	10.3	9.4	11.4	
3	4.7	3.2	2.8	3.9	3.7	
4	5.5	7.5	6.8	4.9	6.3	
N of Valid	469	468	426	308	1671	
N of Miss	19	14	12	13	58	

Table 62: Think of your four best friends (the friends you feel closest to). In the past year (12 months), how many of your best friends have: been suspended from school?






Response	6	8	10	12	Total	
0	68.8	69.8	76.3	76.1	72.3	
1	18.0	19.2	11.0	16.1	16.2	
2	6.3	5.8	7.0	5.2	6.1	
3	2.9	3.4	2.8	1.9	2.9	
4	4.0	1.7	2.8	0.6	2.4	
N of Valid	477	464	427	310	1678	
N of Miss	11	18	11	11	51	

Table 63: Think of your four best friends (the friends you feel closest to). In the past year (12 months), how many of your best friends have: carried a handgun?

Response	6	8	10	12	Total	
0	93.9	95.9	93.4	93.2	94.2	
1	2.9	2.4	3.7	3.2	3.0	
2	1.3	0.7	0.9	1.6	1.1	
3	0.2	0.2	0.2	0.3	0.2	
4	1.7	0.9	1.6	1.6	1.4	
N of Valid	478	461	427	309	1675	
N of Miss	10	21	11	12	54	

Table 64: Think of your four best friends (the friends you feel closest to). In the past year (12 months), how many of your best friends have: sold illegal drugs?

Response	6	8	10	12	Total	
0	98.3	95.6	90.8	89.4	94.0	
1	0.8	3.7	5.9	3.5	3.4	
2	0.2	0.7	1.9	3.9	1.4	
3	0.0	0.0	0.7	1.6	0.5	
4	0.6	0.0	0.7	1.6	0.7	
N of Valid	471	459	426	310	1666	
N of Miss	17	23	12	11	63	

Table 65: Think of your four best friends (the friends you feel closest to). In the past year (12 months), how many of your best friends have: regularly attended religious services?

Response	6	8	10	12	Total	
0	34.5	21.8	20.0	26.8	25.7	
1	13.7	15.6	17.7	15.8	15.7	
2	13.0	17.1	18.9	19.0	16.8	
3	14.6	21.1	16.0	13.9	16.6	
4	24.2	24.4	27.4	24.5	25.1	
N of Valid	446	455	424	310	1635	
N of Miss	42	27	14	11	94	

Table 66: Think of your four best friends (the friends you feel closest to). In the past year (12 months), how many of your best friends have: stolen or tried to steal a motor vehicle such as a car or motorcycle?






Response	6	8	10	12	Total	
0	99.2	96.1	97.2	97.1	97.4	
1	0.4	3.1	1.7	2.0	1.7	
2	0.2	0.4	0.7	0.3	0.4	
3	0.0	0.4	0.5	0.0	0.2	
4	0.2	0.0	0.0	0.7	0.2	
N of Valid	471	459	422	307	1659	
N of Miss	17	23	16	14	70	

Table 67: Think of your four best friends (the friends you feel closest to). In the past year (12 months), how many of your best friends have: been arrested?






Response	6	8	10	12	Total	
0	94.3	92.9	93.4	91.3	93.1	
1	4.5	4.5	4.2	6.5	4.8	
2	0.2	2.4	1.4	1.6	1.4	
3	0.0	0.0	0.9	0.3	0.3	
4	1.1	0.2	0.0	0.3	0.4	
N of Valid	471	462	426	309	1668	
N of Miss	17	20	12	12	61	

Table 68: Think of your four best friends (the friends you feel closest to). In the past year (12 months), how many of your best friends have: dropped out of school?






Response	6	8	10	12	Total	
0	96.6	97.2	96.2	94.2	96.2	
1	2.8	2.4	2.8	3.6	2.8	
2	0.0	0.2	0.7	1.3	0.5	
3	0.4	0.2	0.2	0.3	0.3	
4	0.2	0.0	0.0	0.6	0.2	
N of Valid	471	462	426	309	1668	
N of Miss	17	20	12	12	61	

Table 69: Think of your four best friends (the friends you feel closest to). In the past year (12 months), how many of your best friends have: been members of a gang?






Response	6	8	10	12	Total	
0	91.1	93.5	94.4	94.8	93.3	
1	5.5	4.7	2.3	1.9	3.8	
2	0.8	1.1	1.9	1.9	1.4	
3	0.8	0.2	0.0	0.3	0.4	
4	1.7	0.4	1.4	1.0	1.1	
N of Valid	471	464	426	309	1670	
N of Miss	17	18	12	12	59	

Table 70: How old were you when you first: smoked marijuana?










Response	6	8	10	12	Total	
Never	98.5	93.8	80.6	72.9	88.0	
10 or younger	0.4	0.4	1.2	0.3	0.6	
11	0.6	1.1	0.9	0.6	0.8	
12	0.4	1.7	1.2	1.9	1.2	
13	0.0	2.8	3.0	4.2	2.3	
14	0.0	0.2	7.0	2.6	2.3	
15	0.0	0.0	5.1	4.5	2.1	
16	0.0	0.0	0.5	7.7	1.5	
17 or older	0.0	0.0	0.5	5.2	1.1	
N of Valid	479	468	428	310	1685	
N of Miss	9	14	10	11	44	

Table 71: How old were you when you first: smoked a cigarette, even just a puff?


Response	6	8	10	12	Total	
Never	96.0	87.9	80.6	75.2	86.0	
10 or younger	2.5	5.0	4.7	3.6	4.0	
11	1.3	1.7	2.6	3.0	2.0	
12	0.2	1.9	1.6	1.7	1.3	
13	0.0	2.8	1.4	2.0	1.5	
14	0.0	0.6	4.4	2.3	1.7	
15	0.0	0.0	4.0	2.6	1.5	
16	0.0	0.0	0.5	3.3	0.7	
17 or older	0.0	0.0	0.2	6.3	1.2	
N of Valid	473	464	427	303	1667	
N of Miss	15	18	11	18	62	

Table 72: How old were you when you first: had more than a sip or two of beer, wine or hard liquor (for example, vodka, whiskey, or gin)?


Response	6	8	10	12	Total	
Never	84.0	82.1	58.6	52.4	71.2	
10 or younger	11.8	7.5	5.9	2.6	7.4	
11	3.4	3.0	2.8	2.0	2.9	
12	0.8	3.2	3.5	2.9	2.6	
13	0.0	3.2	7.3	4.9	3.7	
14	0.0	0.6	12.5	6.2	4.5	
15	0.0	0.2	8.7	9.1	3.9	
16	0.0	0.0	0.5	12.4	2.4	
17 or older	0.0	0.0	0.2	7.5	1.4	
N of Valid	475	464	425	307	1671	
N of Miss	13	18	13	14	58	

Table 73: How old were you when you first: began drinking alcoholic beverages regularly, that is, at least once or twice a month?










Response	6	8	10	12	Total	
Never	98.1	97.2	86.7	80.2	91.7	
10 or younger	1.2	0.2	1.2	0.3	0.8	
11	0.6	0.4	0.2	0.0	0.4	
12	0.0	0.4	0.9	0.3	0.4	
13	0.0	1.5	0.9	1.3	0.9	
14	0.0	0.0	3.5	1.3	1.1	
15	0.0	0.0	5.4	2.9	1.9	
16	0.0	0.0	0.9	6.2	1.4	
17 or older	0.0	0.2	0.2	7.5	1.5	
N of Valid	480	466	428	308	1682	
N of Miss	8	16	10	13	47	

Table 74: How old were you when you first: used Pegaramide (peg, Peggy)?


Response	6	8	10	12	Total	
Never	100.0	100.0	100.0	100.0	100.0	
10 or younger	0.0	0.0	0.0	0.0	0.0	
11	0.0	0.0	0.0	0.0	0.0	
12	0.0	0.0	0.0	0.0	0.0	
13	0.0	0.0	0.0	0.0	0.0	
14	0.0	0.0	0.0	0.0	0.0	
15	0.0	0.0	0.0	0.0	0.0	
16	0.0	0.0	0.0	0.0	0.0	
17 or older	0.0	0.0	0.0	0.0	0.0	
N of Valid	466	459	427	311	1663	
N of Miss	22	23	11	10	66	

Table 75: How old were you when you first: got suspended from school?










Response	6	8	10	12	Total	
Never	88.2	86.1	79.8	85.5	85.0	
10 or younger	6.1	3.7	3.1	1.9	3.9	
11	3.4	3.7	2.8	1.6	3.0	
12	2.3	3.2	5.4	1.9	3.3	
13	0.0	2.2	2.8	1.9	1.7	
14	0.0	0.9	4.2	1.9	1.7	
15	0.0	0.2	1.9	2.3	1.0	
16	0.0	0.0	0.0	2.3	0.4	
17 or older	0.0	0.0	0.0	0.6	0.1	
N of Valid	474	462	426	311	1673	
N of Miss	14	20	12	10	56	

Table 76: How old were you when you first: got arrested?










Response	6	8	10	12	Total	
Never	98.3	98.1	96.9	98.1	97.9	
10 or younger	0.0	0.4	0.5	0.3	0.3	
11	0.8	0.4	0.0	0.3	0.4	
12	0.8	0.0	0.5	0.0	0.4	
13	0.0	0.9	0.7	0.0	0.4	
14	0.0	0.2	0.5	0.3	0.2	
15	0.0	0.0	0.9	0.3	0.3	
16	0.0	0.0	0.0	0.3	0.1	
17 or older	0.0	0.0	0.0	0.3	0.1	
N of Valid	480	464	426	310	1680	
N of Miss	8	18	12	11	49	

Table 77: How old were you when you first: carried a handgun?










Response	6	8	10	12	Total	
Never	94.1	95.7	92.2	94.9	94.2	
10 or younger	3.2	1.5	1.9	2.3	2.2	
11	2.3	0.6	0.7	1.0	1.2	
12	0.4	0.9	1.7	0.0	0.8	
13	0.0	0.9	1.2	0.3	0.6	
14	0.0	0.2	1.7	0.0	0.5	
15	0.0	0.2	0.2	0.3	0.2	
16	0.0	0.0	0.5	0.0	0.1	
17 or older	0.0	0.0	0.0	1.3	0.2	
N of Valid	476	465	424	311	1676	
N of Miss	12	17	14	10	53	

Table 78: How old were you when you first: used e-cigarettes, e-cigars, or e-hookahs (vaping)?










Response	6	8	10	12	Total	
Never	94.9	88.6	65.7	64.2	80.0	
10 or younger	1.9	0.2	1.2	0.3	1.0	
11	1.9	1.3	1.4	0.6	1.4	
12	1.3	3.0	2.6	0.6	2.0	
13	0.0	5.6	5.4	0.6	3.0	
14	0.0	1.1	13.3	3.5	4.4	
15	0.0	0.2	9.8	9.0	4.2	
16	0.0	0.0	0.7	12.9	2.6	
17 or older	0.0	0.0	0.0	8.1	1.5	
N of Valid	474	465	428	310	1677	
N of Miss	14	17	10	11	52	

Table 79: How old were you when you first: belonged to a gang?










Response	6	8	10	12	Total	
Never	96.2	98.7	98.1	98.1	97.7	
10 or younger	1.5	0.4	0.2	0.3	0.7	
11	0.8	0.2	0.0	0.0	0.3	
12	1.3	0.0	0.0	0.0	0.4	
13	0.2	0.6	0.9	0.3	0.5	
14	0.0	0.0	0.5	0.3	0.2	
15	0.0	0.0	0.0	0.3	0.1	
16	0.0	0.0	0.2	0.0	0.1	
17 or older	0.0	0.0	0.0	0.6	0.1	
N of Valid	477	463	425	311	1676	
N of Miss	11	19	13	10	53	

Table 80: How old were you when you first: used prescription drugs not prescribed to you?










Response	6	8	10	12	Total	
Never	97.1	95.0	92.9	93.9	94.9	
10 or younger	1.7	1.7	1.4	0.6	1.4	
11	0.8	0.9	0.5	0.0	0.6	
12	0.4	0.2	1.4	0.0	0.5	
13	0.0	2.2	0.7	0.6	0.9	
14	0.0	0.0	1.2	1.0	0.5	
15	0.0	0.0	1.6	0.6	0.5	
16	0.0	0.0	0.2	1.9	0.4	
17 or older	0.0	0.0	0.0	1.3	0.2	
N of Valid	475	463	425	310	1673	
N of Miss	13	19	13	11	56	

Table 81: How wrong do you think it is for someone your age to: take a handgun to school?





Response	6	8	10	12	Total	
Very wrong	89.0	91.0	90.2	90.0	90.0	
Wrong	8.3	7.9	5.8	6.8	7.3	
A little bit wrong	2.5	0.9	2.8	2.6	2.1	
Not at all wrong	0.2	0.2	1.2	0.6	0.5	
N of Valid	482	466	429	309	1686	
N of Miss	6	16	9	12	43	

Table 82: How wrong do you think it is for someone your age to: steal anything?





Response	6	8	10	12	Total	
Very wrong	68.2	58.0	57.1	64.2	61.8	
Wrong	27.6	37.2	31.9	27.4	31.3	
A little bit wrong	3.2	4.5	10.3	7.7	6.2	
Not at all wrong	1.1	0.2	0.7	0.6	0.7	
N of Valid	475	462	427	310	1674	
N of Miss	13	20	11	11	55	

Table 83: How wrong do you think it is for someone your age to: pick a fight with someone?





Response	6	8	10	12	Total	
Very wrong	52.0	33.0	35.1	47.7	41.6	
Wrong	34.5	42.7	39.6	32.8	37.8	
A little bit wrong	11.2	21.6	21.1	16.6	17.6	
Not at all wrong	2.3	2.8	4.2	2.9	3.0	
N of Valid	475	464	427	308	1674	
N of Miss	13	18	11	13	55	

Table 84: How wrong do you think it is for someone your age to: attack someone with the idea of seriously hurting them?





Response	6	8	10	12	Total	
Very wrong	89.3	80.1	74.6	77.1	80.8	
Wrong	7.6	17.7	18.9	19.7	15.5	
A little bit wrong	2.1	1.7	5.6	2.3	2.9	
Not at all wrong	1.1	0.4	0.9	1.0	0.8	
N of Valid	476	463	429	310	1678	
N of Miss	12	19	9	11	51	

Table 85: How wrong do you think it is for someone your age to: stay away from school all day when their parents think they are at school?





Response	6	8	10	12	Total	
Very wrong	73.7	56.9	43.0	44.0	55.8	
Wrong	21.5	33.4	36.0	33.2	30.7	
A little bit wrong	3.5	8.2	17.0	18.9	11.1	
Not at all wrong	1.3	1.5	4.0	3.9	2.5	
N of Valid	479	464	430	307	1680	
N of Miss	9	18	8	14	49	

Table 86: How wrong do you think it is for someone your age to: drink beer, wine or hard liquor (for example, vodka, whiskey, or gin) regularly?





Response	6	8	10	12	Total	
Very wrong	88.5	78.7	54.5	47.2	69.6	
Wrong	8.3	15.1	23.3	24.8	17.0	
A little bit wrong	2.5	5.4	17.2	20.5	10.4	
Not at all wrong	0.6	0.9	4.9	7.5	3.0	
N of Valid	480	465	429	307	1681	
N of Miss	8	17	9	14	48	

Table 87: How wrong do you think it is for someone your age to: smoke cigarettes?





Response	6	8	10	12	Total	
Very wrong	92.1	82.0	70.6	61.7	78.2	
Wrong	5.9	14.3	19.9	24.0	15.1	
A little bit wrong	1.7	2.8	6.8	10.1	4.8	
Not at all wrong	0.4	0.9	2.8	4.2	1.8	
N of Valid	478	462	428	308	1676	
N of Miss	10	20	10	13	53	

Table 88: How wrong do you think it is for someone your age to: smoke marijuana?





Response	6	8	10	12	Total	
Very wrong	93.9	81.2	59.3	50.6	73.6	
Wrong	4.0	12.7	15.3	21.6	12.6	
A little bit wrong	1.7	4.3	13.3	14.5	7.7	
Not at all wrong	0.4	1.7	12.1	13.2	6.1	
N of Valid	476	463	430	310	1679	
N of Miss	12	19	8	11	50	

Table 89: How wrong do you think it is for someone your age to: use prescription drugs or non-prescription drugs for the purpose of getting high?





Response	6	8	10	12	Total	
Very wrong	94.2	86.9	80.2	80.3	86.0	
Wrong	4.0	11.6	14.2	14.5	10.6	
A little bit wrong	1.3	1.1	4.0	3.9	2.4	
Not at all wrong	0.6	0.4	1.6	1.3	1.0	
N of Valid	479	464	430	310	1683	
N of Miss	9	18	8	11	46	

Table 90: How wrong do you think it is for someone your age to: use synthetic marijuana (K2, spice) or bath salts?

Response	6	8	10	12	Total	
Very wrong	93.9	88.3	85.1	87.1	88.8	
Wrong	4.6	10.2	11.2	10.4	8.9	
A little bit wrong	0.8	0.9	2.3	1.6	1.4	
Not at all wrong	0.6	0.6	1.4	1.0	0.9	
N of Valid	475	462	429	309	1675	
N of Miss	13	20	9	12	54	

Table 91: How wrong do you think it is for someone your age to: use LSD, cocaine, amphetamines or another illegal drug?

Response	6	8	10	12	Total	
Very wrong	95.8	90.7	85.1	85.8	89.8	
Wrong	3.8	8.0	10.5	11.0	8.0	
A little bit wrong	0.2	0.9	2.8	2.3	1.4	
Not at all wrong	0.2	0.4	1.6	1.0	0.8	
N of Valid	474	462	430	309	1675	
N of Miss	14	20	8	12	54	

Table 92: How wrong do you think it is for someone your age to: use e-cigarettes, e-cigars or e-hookahs (vaping)?

Response	6	8	10	12	Total	
Very wrong	88.0	74.7	55.1	49.7	68.7	
Wrong	9.2	16.8	19.8	21.8	16.4	
A little bit wrong	1.5	6.8	15.8	18.2	9.7	
Not at all wrong	1.3	1.7	9.3	10.4	5.2	
N of Valid	466	459	430	308	1663	
N of Miss	22	23	8	13	66	

Table 93: At school during the past 12 months, did you receive help from the resource teacher, speech therapist or other special education teacher?

Response	6	8	10	12	Total
No	0.0	0.0	0.0	0.0	0.0
Yes	0.0	0.0	0.0	0.0	0.0
N of Valid	0	0	0	0	0
N of Miss	0	0	0	0	0

Table 94: How many times in the past year (12 months) have you: been suspended from school?

Response	6	8	10	12	Total	
Never	91.6	92.7	90.7	95.8	92.5	<div></div>
1 to 2 times	6.3	6.6	7.9	4.2	6.4	<div></div>
3 to 5 times	1.5	0.6	0.9	0.0	0.8	<div></div>
6 to 9 times	0.2	0.0	0.2	0.0	0.1	<div></div>
10+ times	0.4	0.0	0.2	0.0	0.2	<div></div>
N of Valid	479	467	429	311	1686	
N of Miss	9	15	9	10	43	

Table 95: How many times in the past year (12 months) have you: carried a handgun?

Response	6	8	10	12	Total	
Never	94.6	96.6	93.0	96.1	95.0	<div></div>
1 to 2 times	3.3	2.4	2.3	1.6	2.5	<div></div>
3 to 5 times	1.9	0.2	1.4	1.0	1.1	<div></div>
6 to 9 times	0.0	0.4	0.7	0.0	0.3	<div></div>
10+ times	0.2	0.4	2.6	1.3	1.1	<div></div>
N of Valid	478	468	428	311	1685	
N of Miss	10	14	10	10	44	

Table 96: How many times in the past year (12 months) have you: sold illegal drugs?






Response	6	8	10	12	Total	
Never	99.6	99.4	97.4	98.1	98.7	
1 to 2 times	0.4	0.4	0.9	0.6	0.6	
3 to 5 times	0.0	0.0	0.5	0.6	0.2	
6 to 9 times	0.0	0.0	0.2	0.0	0.1	
10+ times	0.0	0.2	0.9	0.6	0.4	
N of Valid	475	463	426	310	1674	
N of Miss	13	19	12	11	55	

Table 97: How many times in the past year (12 months) have you: stolen or tried to steal a motor vehicle such as a car or motorcycle?






Response	6	8	10	12	Total	
Never	99.2	99.6	98.4	98.4	98.9	
1 to 2 times	0.8	0.4	1.2	1.0	0.8	
3 to 5 times	0.0	0.0	0.0	0.3	0.1	
6 to 9 times	0.0	0.0	0.2	0.0	0.1	
10+ times	0.0	0.0	0.2	0.3	0.1	
N of Valid	477	464	425	308	1674	
N of Miss	11	18	13	13	55	

Table 98: How many times in the past year (12 months) have you: participated in clubs, organizations or activities at school?






Response	6	8	10	12	Total	
Never	29.6	36.1	28.9	37.7	32.7	
1 to 2 times	31.7	18.6	18.4	10.0	20.6	
3 to 5 times	14.5	16.5	16.6	11.0	14.9	
6 to 9 times	3.4	5.6	5.8	9.4	5.7	
10+ times	20.9	23.2	30.3	31.9	26.0	
N of Valid	470	462	429	310	1671	
N of Miss	18	20	9	11	58	

Table 99: How many times in the past year (12 months) have you: been arrested?


Response	6	8	10	12	Total	
Never	97.7	99.4	98.1	97.7	98.3	
1 to 2 times	1.5	0.6	1.4	2.3	1.4	
3 to 5 times	0.8	0.0	0.2	0.0	0.3	
6 to 9 times	0.0	0.0	0.2	0.0	0.1	
10+ times	0.0	0.0	0.0	0.0	0.0	
N of Valid	477	463	426	310	1676	
N of Miss	11	19	12	11	53	

Table 100: How many times in the past year (12 months) have you: attacked someone with the idea of seriously hurting them?


Response	6	8	10	12	Total	
Never	94.4	95.1	95.1	98.1	95.4	
1 to 2 times	4.4	3.9	3.5	1.3	3.4	
3 to 5 times	0.2	0.6	0.9	0.3	0.5	
6 to 9 times	0.4	0.0	0.5	0.3	0.3	
10+ times	0.6	0.4	0.0	0.0	0.3	
N of Valid	481	465	427	311	1684	
N of Miss	7	17	11	10	45	

Table 101: How many times in the past year (12 months) have you: been drunk or high at school?


Response	6	8	10	12	Total	
Never	98.3	96.1	91.8	92.9	95.0	
1 to 2 times	1.3	3.7	4.9	4.2	3.4	
3 to 5 times	0.2	0.2	1.4	1.3	0.7	
6 to 9 times	0.2	0.0	0.7	0.6	0.4	
10+ times	0.0	0.0	1.2	1.0	0.5	
N of Valid	474	464	425	311	1674	
N of Miss	14	18	13	10	55	

Table 102: How many times in the past year (12 months) have you: taken a handgun to school?




Response	6	8	10	12	Total	
Never	99.6	100.0	99.8	99.4	99.7	
1 to 2 times	0.4	0.0	0.2	0.3	0.2	
3 to 5 times	0.0	0.0	0.0	0.0	0.0	
6 to 9 times	0.0	0.0	0.0	0.0	0.0	
10+ times	0.0	0.0	0.0	0.3	0.1	
N of Valid	473	466	429	309	1677	
N of Miss	15	16	9	12	52	

Table 103: How many times in the past year (12 months) have you: used e-cigarettes, e-cigars, or e-hookahs (vaping)?




Response	6	8	10	12	Total	
Never	99.6	100.0	99.8	99.4	99.7	
1 to 2 times	0.4	0.0	0.2	0.3	0.2	
3 to 5 times	0.0	0.0	0.0	0.0	0.0	
6 to 9 times	0.0	0.0	0.0	0.0	0.0	
10+ times	0.0	0.0	0.0	0.3	0.1	
N of Valid	473	466	429	309	1677	
N of Miss	15	16	9	12	52	

Table 104: Are you currently on probation, or assigned a probation officer with Juvenile Court?



Response	6	8	10	12	Total	
No	98.2	97.7	98.3	95.9	97.7	
Yes	1.8	2.3	1.7	4.1	2.3	
N of Valid	444	442	412	291	1589	
N of Miss	44	40	26	30	140	

Table 105: Have you ever belonged to a gang?






Response	6	8	10	12	Total	
No	93.2	95.3	97.4	97.1	95.5	
No, but would like to	2.1	1.5	1.0	1.3	1.5	
Yes, in the past	3.0	2.2	0.5	1.0	1.7	
Yes, belong now	1.7	1.1	1.0	0.7	1.1	
Yes, but would like to get out	0.0	0.0	0.2	0.0	0.1	
N of Valid	470	465	419	306	1660	
N of Miss	18	17	19	15	69	

Table 106: If you have ever belonged to a gang, did that gang have a name?




Response	6	8	10	12	Total	
No	12.0	12.6	16.1	22.4	15.1	
Yes	4.3	2.4	2.1	1.6	2.7	
I have never belonged to a gang	83.8	85.0	81.8	76.0	82.2	
N of Valid	468	461	423	304	1656	
N of Miss	20	21	15	17	73	

Table 107: You are at a party at someone's house, and one of your friends offers you a drink containing alcohol. What would you say or do?





Response	6	8	10	12	Total	
Drink it	4.4	9.8	24.8	32.6	16.2	
Tell your friend, 'No thanks, I don't drink' and suggest that you and your friend go and do something else	48.1	51.2	37.1	33.2	43.4	
Just say, 'No thanks' and walk away	30.1	24.9	27.1	27.0	27.4	
Make up a good excuse, tell your friend you had something else to do, and leave	17.4	14.1	11.0	7.2	13.0	
N of Valid	478	461	428	307	1674	
N of Miss	10	21	10	14	55	

Table 108: How often do you attend religious services or activities?

Response	6	8	10	12	Total
Never	19.0	11.3	14.5	21.5	16.2
Rarely	21.4	21.3	21.0	18.6	20.7
1-2 Times a Month	10.3	14.1	12.4	13.8	12.5
About Once a Week or More	49.3	53.3	52.2	46.0	50.5
N of Valid	458	460	429	311	1658
N of Miss	30	22	9	10	71

Table 109: I think sometimes it's okay to cheat at school.

Response	6	8	10	12	Total
NO!	61.9	33.3	23.3	22.9	37.0
no	32.2	48.6	44.9	38.4	41.1
yes	4.8	16.0	28.5	33.2	19.1
YES!	1.0	2.1	3.3	5.5	2.7
N of Valid	478	469	425	310	1682
N of Miss	10	13	13	11	47

Table 110: It is important to think before you act.

Response	6	8	10	12	Total
NO!	1.5	0.9	2.1	3.9	1.9
no	1.9	2.8	2.1	3.2	2.4
yes	29.9	42.5	42.6	38.4	38.2
YES!	66.7	53.9	53.2	54.5	57.4
N of Valid	475	466	427	310	1678
N of Miss	13	16	11	11	51

Table 111: Sometimes I think that life is not worth it.





Response	6	8	10	12	Total	
NO!	53.5	44.4	37.1	30.5	42.5	
no	22.1	30.1	28.0	27.3	26.8	
yes	17.4	19.7	22.4	30.5	21.7	
YES!	7.0	5.8	12.4	11.7	8.9	
N of Valid	471	462	428	308	1669	
N of Miss	17	20	10	13	60	

Table 112: At times I think I am no good at all.





Response	6	8	10	12	Total	
NO!	32.1	27.4	20.2	23.1	26.1	
no	25.1	30.7	25.4	21.1	26.0	
yes	31.7	31.5	36.4	39.3	34.3	
YES!	11.1	10.4	18.1	16.6	13.7	
N of Valid	470	460	426	308	1664	
N of Miss	18	22	12	13	65	

Table 113: All in all, I am inclined to think that I am a failure.





Response	6	8	10	12	Total	
NO!	48.6	42.9	32.7	30.9	39.7	
no	28.1	37.4	32.9	34.2	33.1	
yes	16.5	12.8	22.6	23.5	18.3	
YES!	6.9	6.9	11.8	11.4	9.0	
N of Valid	467	462	425	307	1661	
N of Miss	21	20	13	14	68	

Table 114: In the past year, have you felt depressed or sad MOST days, even if you felt okay sometimes?

Response	6	8	10	12	Total	
NO!	36.2	32.0	26.1	23.6	30.1	
no	19.8	30.5	24.9	25.6	25.1	
yes	30.1	25.7	29.3	28.5	28.4	
YES!	13.9	11.8	19.7	22.3	16.4	
N of Valid	475	459	426	309	1669	
N of Miss	13	23	12	12	60	

Table 115: It is all right to beat up people if they start the fight.

Response	6	8	10	12	Total	
NO!	55.7	29.8	25.7	28.2	35.7	
no	25.6	27.0	25.7	26.2	26.1	
yes	10.6	25.7	28.3	24.6	21.9	
YES!	8.1	17.6	20.3	21.0	16.2	
N of Valid	472	467	428	309	1676	
N of Miss	16	15	10	12	53	

Table 116: I think it is okay to take something without asking if you can get away with it.

Response	6	8	10	12	Total	
NO!	78.4	62.6	56.6	57.8	64.7	
no	18.8	35.4	37.3	36.4	31.4	
yes	2.3	1.7	4.5	4.9	3.2	
YES!	0.4	0.2	1.6	1.0	0.8	
N of Valid	473	463	426	308	1670	
N of Miss	15	19	12	13	59	

Table 117: Where do you get the most information about living a drug and alcohol free life? Parents/guardians





Response	6	8	10	12	Total	
All the time	50.0	50.1	48.7	46.1	49.0	
Most	19.7	23.0	20.9	24.4	21.8	
Some	15.4	15.2	19.3	15.6	16.4	
Very little	14.9	11.7	11.1	14.0	12.9	
N of Valid	456	453	425	308	1642	
N of Miss	32	29	13	13	87	

Table 118: Where do you get the most information about living a drug and alcohol free life? Friends





Response	6	8	10	12	Total	
All the time	18.1	15.9	9.6	17.4	15.1	
Most	16.9	15.5	14.8	14.8	15.6	
Some	22.6	30.7	28.9	25.6	27.0	
Very little	42.4	37.9	46.7	42.3	42.2	
N of Valid	443	446	418	305	1612	
N of Miss	45	36	20	16	117	

Table 119: Where do you get the most information about living a drug and alcohol free life? Family members





Response	6	8	10	12	Total	
All the time	44.5	42.8	32.9	35.1	39.2	
Most	22.1	22.7	22.7	22.3	22.5	
Some	16.2	19.8	24.4	20.7	20.2	
Very little	17.1	14.6	19.9	22.0	18.1	
N of Valid	438	444	422	305	1609	
N of Miss	50	38	16	16	120	

Table 120: Where do you get the most information about living a drug and alcohol free life? School





Response	6	8	10	12	Total	
All the time	69.2	63.5	53.6	47.2	59.5	
Most	17.2	19.0	24.3	24.1	20.8	
Some	6.6	12.2	14.8	18.2	12.4	
Very little	7.0	5.3	7.4	10.4	7.3	
N of Valid	454	452	420	307	1633	
N of Miss	34	30	18	14	96	

Table 121: Where do you get the most information about living a drug and alcohol free life? Internet





Response	6	8	10	12	Total	
All the time	15.3	18.2	13.4	21.8	16.8	
Most	14.2	16.8	19.5	14.3	16.3	
Some	26.0	28.7	33.8	30.9	29.7	
Very little	44.5	36.3	33.3	32.9	37.1	
N of Valid	438	446	426	307	1617	
N of Miss	50	36	12	14	112	

Table 122: Where do you get the most information about living a drug and alcohol free life? TV





Response	6	8	10	12	Total	
All the time	16.6	17.3	13.0	19.9	16.5	
Most	15.0	14.6	16.1	11.1	14.5	
Some	29.1	34.2	33.2	28.3	31.4	
Very little	39.2	33.8	37.7	40.7	37.6	
N of Valid	446	444	422	307	1619	
N of Miss	42	38	16	14	110	

Table 123: Where do you get the most information about living a drug and alcohol free life? Social media





Response	6	8	10	12	Total	
All the time	12.4	15.3	11.8	21.2	14.7	
Most	10.1	11.5	13.7	12.7	11.9	
Some	23.6	31.4	32.0	27.4	28.7	
Very little	54.0	41.8	42.4	38.8	44.7	
N of Valid	437	443	422	307	1609	
N of Miss	51	39	16	14	120	

Table 124: How much do you think people risk harming themselves (physically or in other ways) if they: smoked one or more packs of cigarettes per day?





Response	6	8	10	12	Total	
No risk	8.8	5.2	4.6	4.5	5.9	
Slight risk	4.5	7.3	6.0	6.5	6.0	
Moderate risk	17.5	25.3	20.0	17.1	20.2	
Great risk	69.2	62.2	69.4	71.9	67.8	
N of Valid	468	466	431	310	1675	
N of Miss	20	16	7	11	54	

Table 125: How much do you think people risk harming themselves (physically or in other ways) if they: try marijuana once or twice?





Response	6	8	10	12	Total	
No risk	10.4	16.6	27.1	39.5	21.8	
Slight risk	18.1	33.4	31.8	26.9	27.5	
Moderate risk	29.4	25.8	19.6	12.9	22.8	
Great risk	42.1	24.2	21.5	20.7	27.9	
N of Valid	463	458	428	309	1658	
N of Miss	25	24	10	12	71	

Table 126: How much do you think people risk harming themselves (physically or in other ways) if they: smoke marijuana once or twice a week?


Response	6	8	10	12	Total	
No risk	9.8	11.2	16.2	24.6	14.6	
Slight risk	5.4	13.1	19.4	21.0	14.1	
Moderate risk	22.8	28.7	27.4	24.3	25.9	
Great risk	62.0	47.0	37.0	30.1	45.4	
N of Valid	460	457	427	309	1653	
N of Miss	28	25	11	12	76	

Table 127: How much do you think people risk harming themselves (physically or in other ways) if they: take one or two drinks of an alcoholic beverage (beer, wine, liquor) nearly every day?


Response	6	8	10	12	Total	
No risk	9.2	7.9	6.5	8.1	7.9	
Slight risk	9.7	15.1	19.6	24.2	16.4	
Moderate risk	21.5	30.0	28.2	26.1	26.4	
Great risk	59.7	47.0	45.7	41.6	49.2	
N of Valid	466	457	429	310	1662	
N of Miss	22	25	9	11	67	

Table 128: How much do you think people risk harming themselves (physically or in other ways) if they: have five or more drinks of an alcoholic beverage once or twice a weekend?


Response	6	8	10	12	Total	
No risk	8.6	6.3	4.9	6.8	6.7	
Slight risk	6.0	9.4	11.5	11.7	9.4	
Moderate risk	19.3	26.0	26.7	34.0	25.8	
Great risk	66.2	58.3	56.9	47.6	58.2	
N of Valid	467	458	427	309	1661	
N of Miss	21	24	11	12	68	

Table 129: How much do you think people risk harming themselves (physically or in other ways) if they: use prescription drugs that are not prescribed to them?

Response	6	8	10	12	Total	
No risk	7.7	5.2	2.8	4.2	5.1	
Slight risk	3.9	7.6	7.4	4.5	5.9	
Moderate risk	13.1	18.7	21.4	23.5	18.7	
Great risk	75.3	68.5	68.4	67.7	70.2	
N of Valid	466	460	430	310	1666	
N of Miss	22	22	8	11	63	

Table 130: How much do you think people risk harming themselves (physically or in other ways) if they: use non-prescription drugs to get high?

Response	6	8	10	12	Total	
No risk	8.8	5.0	3.0	4.5	5.5	
Slight risk	3.6	6.1	5.1	1.9	4.4	
Moderate risk	11.2	17.7	19.8	20.1	16.8	
Great risk	76.4	71.1	72.1	73.5	73.3	
N of Valid	466	457	430	309	1662	
N of Miss	22	25	8	12	67	

Table 131: How much do you think people risk harming themselves (physically or in other ways) if they: use e-cigarettes, e-cigars, or e-hookahs?

Response	6	8	10	12	Total	
No risk	9.4	8.3	10.0	11.3	9.6	
Slight risk	7.4	15.4	21.4	21.7	15.9	
Moderate risk	19.2	28.7	25.3	30.4	25.5	
Great risk	64.1	47.6	43.3	36.6	49.0	
N of Valid	459	460	430	309	1658	
N of Miss	29	22	8	12	71	

Table 132: Have you ever used smokeless tobacco (chew, snuff, plug, dipping tobacco, or chewing tobacco)?

Response	6	8	10	12	Total	
Never	96.4	94.1	89.9	88.9	92.7	
Once or Twice	2.1	5.3	6.3	6.6	4.9	
Once in a while but not regularly	1.5	0.4	1.4	1.6	1.2	
Regularly in the past	0.0	0.2	1.2	0.7	0.5	
Regularly now	0.0	0.0	1.2	2.3	0.7	
N of Valid	472	456	426	305	1659	
N of Miss	16	26	12	16	70	

Table 133: How often have you used smokeless tobacco during the past 30 days?

Response	6	8	10	12	Total	
Not at all	98.7	99.1	95.4	96.3	97.6	
Once or twice	1.1	0.9	2.4	0.7	1.3	
Once or twice per week	0.2	0.0	0.7	0.7	0.4	
Three to five times per week	0.0	0.0	0.2	0.0	0.1	
About once a day	0.0	0.0	0.0	1.0	0.2	
More than once a day	0.0	0.0	1.2	1.3	0.5	
N of Valid	469	454	417	299	1639	
N of Miss	19	28	21	22	90	

Table 134: Have you ever smoked cigarettes?

Response	6	8	10	12	Total	
Never	94.5	90.5	83.5	77.2	87.4	
Once or Twice	3.8	6.7	10.8	13.2	8.1	
Once in a while but not regularly	0.9	1.7	3.3	4.3	2.4	
Regularly in the past	0.6	0.9	1.4	3.3	1.4	
Regularly now	0.2	0.2	0.9	2.0	0.7	
N of Valid	469	461	424	303	1657	
N of Miss	19	21	14	18	72	

Table 135: How frequently have you smoked cigarettes during the past 30 days?

Response	6	8	10	12	Total	
Not at all	98.5	98.7	95.1	94.3	96.9	
Less than one cigarette per day	1.3	1.1	3.5	2.7	2.1	
One to five cigarettes per day	0.0	0.2	0.7	2.7	0.7	
About one-half pack per day	0.2	0.0	0.0	0.3	0.1	
About one pack per day	0.0	0.0	0.0	0.0	0.0	
About one and one-half packs per day	0.0	0.0	0.5	0.0	0.1	
Two packs or more per day	0.0	0.0	0.2	0.0	0.1	
N of Valid	463	451	428	298	1640	
N of Miss	25	31	10	23	89	

Table 136: Which statement best describes rules about smoking inside your home or your family cars?

Response	6	8	10	12	Total	
Smoking is not allowed anywhere inside your home or cars	73.3	70.1	72.2	74.7	72.4	
Smoking is allowed in some places and at some times or in some cars	6.9	8.5	8.3	7.2	7.7	
Smoking is allowed anywhere inside the home or cars	3.2	2.2	3.3	2.3	2.8	
There are no rules about smoking inside the home or cars	1.9	4.2	4.5	3.6	3.5	
I don't know	14.6	15.0	11.8	12.2	13.5	
N of Valid	465	448	424	304	1641	
N of Miss	23	34	14	17	88	

Table 137: Have you ever used e-cigarettes, e-cigars, or e-hookahs (vaping)?

Response	6	8	10	12	Total	
Never	93.3	85.6	63.4	57.3	76.8	
Once or Twice	3.4	9.5	14.4	12.4	9.6	
Once in a while but not regularly	1.1	1.3	8.7	8.5	4.5	
Regularly in the past	0.9	2.2	6.8	9.4	4.4	
Regularly now	1.3	1.3	6.6	12.4	4.7	
N of Valid	466	451	424	307	1648	
N of Miss	22	31	14	14	81	

Table 138: How frequently have you used e-cigarettes, e-cigars, or e-hookahs (vaping)?








Response	6	8	10	12	Total	
Not at all	97.4	94.0	78.4	69.9	86.4	
Less than 10 puffs per day	1.7	3.6	11.4	14.2	7.1	
10 to 50 puffs per day	0.9	1.6	5.5	10.3	4.0	
About one-half cartomiser per day	0.0	0.4	2.9	2.6	1.3	
About one cartomiser per day	0.0	0.4	1.0	2.3	0.8	
About one and one-half cartomisers per day	0.0	0.0	0.0	0.7	0.1	
Two cartomisers or more per day	0.0	0.0	1.0	0.0	0.2	
N of Valid	460	447	421	302	1630	
N of Miss	28	35	17	19	99	

Table 139: During this school year, were you taught in any of your classes about the dangers of tobacco use?






Response	6	8	10	12	Total	
Never	5.6	9.0	17.8	25.5	13.3	
Rarely	7.5	12.1	22.5	20.9	15.1	
Sometimes	21.2	24.6	27.9	24.8	24.5	
Often	37.1	34.6	22.5	19.9	29.5	
Almost always	28.5	19.7	9.4	8.9	17.6	
N of Valid	466	456	427	302	1651	
N of Miss	22	26	11	19	78	

Table 140: During the past 12 months, have you participated in any community activities to discourage people your age from using cigarettes, chewing tobacco, snuff, dip or cigars, e-cigarettes, e-cigars, or e-hookahs?






Response	6	8	10	12	Total	
Never	61.6	64.4	68.8	73.4	66.4	
Rarely	14.3	15.9	16.3	12.8	15.0	
Sometimes	12.7	10.3	9.2	7.6	10.2	
Often	8.1	5.4	4.5	3.6	5.6	
Almost always	3.3	4.0	1.2	2.6	2.8	
N of Valid	456	447	423	304	1630	
N of Miss	32	35	15	17	99	

Table 141: Think back over the last two weeks. How many times have you had five or more alcoholic drinks in a row?







Response	6	8	10	12	Total	
None	97.6	96.8	89.9	85.7	93.2	
Once	0.9	1.4	4.5	7.7	3.2	
Twice	1.1	0.7	2.1	2.7	1.5	
3-5 times	0.4	1.1	1.7	2.3	1.3	
6-9 times	0.0	0.0	0.5	1.0	0.3	
10 or more times	0.0	0.0	1.4	0.7	0.5	
N of Valid	462	442	424	300	1628	
N of Miss	26	40	14	21	101	

Table 142: During the past 30 days, how many times did you ride in a car or other vehicle driven by someone who had been drinking alcohol or using drugs to get high?






Response	6	8	10	12	Total	
0 times	92.7	91.9	86.9	91.5	90.8	
1 time	3.2	4.9	6.4	3.9	4.6	
2 or 3 times	2.4	2.2	4.5	2.0	2.8	
4 or 5 times	0.2	0.4	1.2	1.0	0.7	
6 or more times	1.5	0.4	1.0	1.6	1.1	
N of Valid	465	446	419	305	1635	
N of Miss	23	36	19	16	94	

Table 143: During the past 30 days, how many times did you drive a car or other vehicle when you had been drinking alcohol or using drugs to get high?







Response	6	8	10	12	Total	
I did not drive a car in the past 30 days	52.6	62.2	43.1	21.5	46.9	
0 times	46.3	36.7	53.6	74.3	50.9	
1 time	0.4	0.0	1.4	1.6	0.8	
2 or 3 times	0.2	0.5	0.7	1.3	0.6	
4 or 5 times	0.2	0.0	0.2	0.7	0.2	
6 or more times	0.2	0.7	0.9	0.7	0.6	
N of Valid	458	442	425	307	1632	
N of Miss	30	40	13	14	97	

Table 144: If you drank alcohol (not just a sip or taste) in the past year, where did you usually drink it?











Response	6	8	10	12	Total	
I did not drink alcohol in the past year	96.1	89.3	71.4	59.7	81.0	
At my home	2.4	5.0	13.6	18.5	9.0	
At someone else's home	1.1	4.6	11.5	19.5	8.2	
At an open area like a park, beach, field, back road, woods, or a street corner	0.0	0.2	1.9	0.3	0.6	
At a sporting event or concert	0.0	0.2	0.2	0.7	0.2	
At a restaurant, bar, or a nightclub	0.2	0.2	0.5	1.0	0.4	
At an empty building or a construction site	0.2	0.0	0.2	0.3	0.2	
At a hotel/motel	0.0	0.0	0.2	0.0	0.1	
An a car	0.0	0.2	0.5	0.0	0.2	
At school	0.0	0.2	0.0	0.0	0.1	
N of Valid	457	438	419	303	1617	
N of Miss	31	44	19	18	112	

Table 145: How do you feel about someone your age having one or two drinks of an alcoholic beverage nearly every day?





Response	6	8	10	12	Total	
Neither approve nor disapprove	13.5	18.2	24.9	27.5	20.4	
Somewhat disapprove	9.2	13.6	21.1	19.7	15.4	
Strongly disapprove	64.2	60.0	45.7	44.3	54.5	
Don't know or can't say	13.1	8.2	8.3	8.5	9.7	
N of Valid	458	440	422	305	1625	
N of Miss	30	42	16	16	104	

Table 146: On how many occasions have you had alcoholic beverages (beer, wine or hard liquor) to drink in your lifetime - more than just a few sips?






Response	6	8	10	12	Total	
0	91.4	86.2	66.6	56.3	77.1	
1-2	5.4	7.0	12.4	9.3	8.4	
3-5	1.9	2.3	8.4	9.9	5.2	
6-9	0.2	0.9	3.3	7.3	2.5	
10+	1.1	3.6	9.3	17.2	6.9	
N of Valid	467	443	428	302	1640	
N of Miss	21	39	10	19	89	

Table 147: On how many occasions have you drunk one of more drinks of an alcoholic beverage during the past 30 days?






Response	6	8	10	12	Total	
0	97.8	96.1	86.4	82.8	91.6	
1-2	1.7	3.2	8.2	10.9	5.5	
3-5	0.2	0.7	1.9	4.0	1.5	
6-9	0.0	0.0	1.6	0.7	0.6	
10+	0.2	0.0	1.9	1.7	0.9	
N of Valid	464	440	428	302	1634	
N of Miss	24	42	10	19	95	

Table 148: On how many occasions have you used marijuana (grass, pot) or hashish (hash, hash oil) in your lifetime?






Response	6	8	10	12	Total	
0	98.1	94.9	81.0	72.6	88.0	
1-2	1.1	3.0	5.9	6.7	3.9	
3-5	0.2	1.1	4.0	6.4	2.6	
6-9	0.0	0.2	2.6	4.3	1.5	
10+	0.6	0.7	6.6	10.0	3.9	
N of Valid	463	435	426	299	1623	
N of Miss	25	47	12	22	106	

Table 149: On how many occasions have you used marijuana (grass, pot) or hashish (hash, hash oil) during the past 30 days?






Response	6	8	10	12	Total	
0	98.7	98.1	92.5	89.7	95.3	
1-2	1.1	1.6	2.1	2.7	1.8	
3-5	0.0	0.0	1.6	2.0	0.8	
6-9	0.2	0.0	1.9	1.3	0.8	
10+	0.0	0.2	1.9	4.3	1.4	
N of Valid	464	432	425	301	1622	
N of Miss	24	50	13	20	107	

Table 150: On how many occasions have you used LSD or other psychedelics in your lifetime?

Response	6	8	10	12	Total	
0	100.0	99.5	98.6	96.7	98.9	
1-2	0.0	0.5	1.2	2.0	0.8	
3-5	0.0	0.0	0.0	0.7	0.1	
6-9	0.0	0.0	0.0	0.3	0.1	
10+	0.0	0.0	0.2	0.3	0.1	
N of Valid	458	434	424	302	1618	
N of Miss	30	48	14	19	111	

Table 151: On how many occasions have you used LSD or other psychedelics during the past 30 days?

Response	6	8	10	12	Total	
0	100.0	99.8	99.5	99.0	99.6	
1-2	0.0	0.2	0.2	0.3	0.2	
3-5	0.0	0.0	0.0	0.3	0.1	
6-9	0.0	0.0	0.0	0.0	0.0	
10+	0.0	0.0	0.2	0.3	0.1	
N of Valid	456	436	427	299	1618	
N of Miss	32	46	11	22	111	

Table 152: On how many occasions have you used cocaine or crack in your lifetime?

Response	6	8	10	12	Total	
0	99.4	99.3	99.3	98.0	99.1	
1-2	0.6	0.5	0.5	1.3	0.7	
3-5	0.0	0.0	0.0	0.0	0.0	
6-9	0.0	0.0	0.0	0.0	0.0	
10+	0.0	0.2	0.2	0.7	0.2	
N of Valid	462	438	425	299	1624	
N of Miss	26	44	13	22	105	

Table 153: On how many occasions have you used cocaine or crack during the past 30 days?




Response	6	8	10	12	Total	
0	99.8	99.5	99.8	99.0	99.6	
1-2	0.2	0.2	0.0	0.7	0.2	
3-5	0.0	0.0	0.0	0.0	0.0	
6-9	0.0	0.0	0.0	0.0	0.0	
10+	0.0	0.2	0.2	0.3	0.2	
N of Valid	463	432	426	301	1622	
N of Miss	25	50	12	20	107	

Table 154: On how many occasions have you sniffed glue, breathed the contents of an aerosol spray can, or inhaled other gases or sprays, in order to get high in your lifetime?






Response	6	8	10	12	Total	
0	91.6	96.3	94.6	97.0	94.7	
1-2	5.4	2.7	3.5	1.3	3.4	
3-5	0.9	0.7	0.7	0.7	0.7	
6-9	1.1	0.0	0.0	0.3	0.4	
10+	1.1	0.2	1.2	0.7	0.8	
N of Valid	465	437	427	301	1630	
N of Miss	23	45	11	20	99	

Table 155: On how many occasions have you sniffed glue, breathed the contents of an aerosol spray can, or inhaled other gases or sprays, in order to get high during the past 30 days?






Response	6	8	10	12	Total	
0	95.9	97.9	98.4	98.3	97.5	
1-2	2.6	1.1	0.7	1.3	1.5	
3-5	0.9	0.5	0.2	0.0	0.4	
6-9	0.2	0.5	0.0	0.0	0.2	
10+	0.4	0.0	0.7	0.3	0.4	
N of Valid	464	435	426	300	1625	
N of Miss	24	47	12	21	104	

Table 156: On how many occasions have you used Pegaramide (peg, Peggy, etc.) in your lifetime?


Response	6	8	10	12	Total	
0	100.0	100.0	100.0	100.0	100.0	
1-2	0.0	0.0	0.0	0.0	0.0	
3-5	0.0	0.0	0.0	0.0	0.0	
6-9	0.0	0.0	0.0	0.0	0.0	
10+	0.0	0.0	0.0	0.0	0.0	
N of Valid	458	435	427	301	1621	
N of Miss	30	47	11	20	108	

Table 157: On how many occasions have you used Pegaramide (peg, Peggy, etc.) during the past 30 days?


Response	6	8	10	12	Total	
0	100.0	100.0	100.0	100.0	100.0	
1-2	0.0	0.0	0.0	0.0	0.0	
3-5	0.0	0.0	0.0	0.0	0.0	
6-9	0.0	0.0	0.0	0.0	0.0	
10+	0.0	0.0	0.0	0.0	0.0	
N of Valid	456	432	426	301	1615	
N of Miss	32	50	12	20	114	

Table 158: On how many occasions have you used synthetic marijuana (K2, spice) in your lifetime?






Response	6	8	10	12	Total	
0	99.4	98.9	97.6	98.0	98.5	
1-2	0.4	0.9	0.7	1.0	0.7	
3-5	0.2	0.2	1.2	0.3	0.5	
6-9	0.0	0.0	0.2	0.3	0.1	
10+	0.0	0.0	0.2	0.3	0.1	
N of Valid	464	436	423	301	1624	
N of Miss	24	46	15	20	105	

Table 159: On how many occasions have you used synthetic marijuana (K2, spice) during the past 30 days?





Response	6	8	10	12	Total	
0	99.6	99.8	99.1	99.3	99.4	
1-2	0.2	0.2	0.5	0.3	0.3	
3-5	0.2	0.0	0.2	0.3	0.2	
6-9	0.0	0.0	0.0	0.0	0.0	
10+	0.0	0.0	0.2	0.0	0.1	
N of Valid	463	434	426	300	1623	
N of Miss	25	48	12	21	106	

Table 160: On how many occasions have you used methamphetamines (meth, speed, crank, crystal meth) in your lifetime?





Response	6	8	10	12	Total	
0	99.8	99.8	99.1	98.7	99.4	
1-2	0.2	0.0	0.5	1.0	0.4	
3-5	0.0	0.2	0.2	0.0	0.1	
6-9	0.0	0.0	0.0	0.0	0.0	
10+	0.0	0.0	0.2	0.3	0.1	
N of Valid	463	435	427	301	1626	
N of Miss	25	47	11	20	103	

Table 161: On how many occasions have you used methamphetamines (meth, speed, crank, crystal meth) in the past 30 days?




Response	6	8	10	12	Total	
0	99.8	99.8	99.5	99.7	99.7	
1-2	0.2	0.2	0.2	0.3	0.2	
3-5	0.0	0.0	0.0	0.0	0.0	
6-9	0.0	0.0	0.0	0.0	0.0	
10+	0.0	0.0	0.2	0.0	0.1	
N of Valid	463	436	426	301	1626	
N of Miss	25	46	12	20	103	

Table 162: On how many occasions have you used other chemical products (bath salts, plant food, etc.) in your lifetime?






Response	6	8	10	12	Total	
0	96.1	97.7	98.8	99.7	97.9	
1-2	2.6	1.4	0.7	0.0	1.3	
3-5	0.9	0.7	0.2	0.0	0.5	
6-9	0.2	0.2	0.0	0.0	0.1	
10+	0.2	0.0	0.2	0.3	0.2	
N of Valid	463	438	427	301	1629	
N of Miss	25	44	11	20	100	

Table 163: On how many occasions have you used other chemical products (bath salts, plant food, etc.) during the past 30 days?





Response	6	8	10	12	Total	
0	99.6	99.3	99.5	100.0	99.6	
1-2	0.2	0.5	0.2	0.0	0.2	
3-5	0.0	0.2	0.0	0.0	0.1	
6-9	0.2	0.0	0.2	0.0	0.1	
10+	0.0	0.0	0.0	0.0	0.0	
N of Valid	458	431	424	301	1614	
N of Miss	30	51	14	20	115	

Table 164: On how many occasions have you used heroin or other opiates in your lifetime?






Response	6	8	10	12	Total	
0	99.6	99.5	98.3	98.7	99.1	
1-2	0.2	0.5	1.2	0.3	0.6	
3-5	0.0	0.0	0.2	0.7	0.2	
6-9	0.2	0.0	0.2	0.0	0.1	
10+	0.0	0.0	0.0	0.3	0.1	
N of Valid	457	436	424	302	1619	
N of Miss	31	46	14	19	110	

Table 165: On how many occasions have you used heroin or other opiates during the past 30 days?




Response	6	8	10	12	Total	
0	99.8	100.0	99.3	99.7	99.7	
1-2	0.2	0.0	0.5	0.0	0.2	
3-5	0.0	0.0	0.0	0.0	0.0	
6-9	0.0	0.0	0.2	0.3	0.1	
10+	0.0	0.0	0.0	0.0	0.0	
N of Valid	456	425	422	300	1603	
N of Miss	32	57	16	21	126	

Table 166: On how many occasions have you used MDMA ('X', 'E', or ecstasy) in your lifetime?





Response	6	8	10	12	Total	
0	100.0	99.8	98.8	98.3	99.3	
1-2	0.0	0.2	1.0	1.0	0.5	
3-5	0.0	0.0	0.0	0.3	0.1	
6-9	0.0	0.0	0.0	0.0	0.0	
10+	0.0	0.0	0.2	0.3	0.1	
N of Valid	452	429	420	299	1600	
N of Miss	36	53	18	22	129	

Table 167: On how many occasions have you used MDMA ('X', 'E', or ecstasy) during the past 30 days?





Response	6	8	10	12	Total	
0	99.8	99.8	99.5	99.3	99.6	
1-2	0.0	0.2	0.2	0.3	0.2	
3-5	0.0	0.0	0.0	0.0	0.0	
6-9	0.2	0.0	0.0	0.3	0.1	
10+	0.0	0.0	0.2	0.0	0.1	
N of Valid	445	425	424	300	1594	
N of Miss	43	57	14	21	135	

Table 168: On how many occasions have you taken prescription drugs (such as Valium, Xanax, Ritalin, Adderall, OxyContin, Tramadol, or sleeping pills) not prescribed to you in your lifetime?


Response	6	8	10	12	Total	
0	96.1	93.5	91.8	91.7	93.5	
1-2	1.3	3.7	2.1	3.3	2.5	
3-5	0.4	1.2	2.4	3.0	1.6	
6-9	0.2	0.7	1.2	0.7	0.7	
10+	2.0	0.9	2.6	1.3	1.7	
N of Valid	460	432	425	302	1619	
N of Miss	28	50	13	19	110	

Table 169: On how many occasions have you taken prescription drugs (such as Valium, Xanax, Ritalin, Adderall, OxyContin, Tramadol, or sleeping pills) not prescribed to you during the past 30 days?


Response	6	8	10	12	Total	
0	97.0	97.7	96.7	97.7	97.2	
1-2	1.9	2.1	1.6	2.0	1.9	
3-5	0.2	0.0	1.2	0.0	0.4	
6-9	0.2	0.0	0.2	0.0	0.1	
10+	0.6	0.2	0.2	0.3	0.4	
N of Valid	463	429	425	302	1619	
N of Miss	25	53	13	19	110	

Table 170: On how many occasions have you taken non-prescription medicines such as diet pills (for example, Dietac, Dexatrim or Prolamine), stay-awake pills (for example No-Doz, Vivarin, or Wake), or cough or cold medicines (robos, DXM, etc.) to get high in your lifetime?


Response	6	8	10	12	Total	
0	98.1	98.6	95.8	98.3	97.7	
1-2	0.2	0.2	1.4	0.3	0.6	
3-5	0.6	0.5	0.2	0.7	0.5	
6-9	0.6	0.5	0.9	0.3	0.6	
10+	0.4	0.2	1.6	0.3	0.7	
N of Valid	464	434	426	302	1626	
N of Miss	24	48	12	19	103	

Table 171: On how many occasions have you taken non-prescription medicines such as diet pills (for example, Dietac, Dexatrim or Prolamine), stay-awake pills (for example No-Doz, Vivarin, or Wake), or cough or cold medicines (robos, DXM, etc.) to get high during the past 30 days?





Response	6	8	10	12	Total	
0	98.5	98.4	97.6	99.3	98.4	
1-2	1.1	1.6	1.6	0.3	1.2	
3-5	0.2	0.0	0.2	0.0	0.1	
6-9	0.0	0.0	0.0	0.0	0.0	
10+	0.2	0.0	0.5	0.3	0.2	
N of Valid	461	430	425	300	1616	
N of Miss	27	52	13	21	113	

Table 172: On how many occasions have you been drunk or very high from drinking alcoholic beverages during the past 30 days?






Response	6	8	10	12	Total	
0	98.5	97.9	91.7	88.9	94.8	
1-2	0.4	1.6	5.0	5.7	2.9	
3-5	0.7	0.5	0.7	3.4	1.1	
6-9	0.2	0.0	0.7	0.7	0.4	
10+	0.2	0.0	1.9	1.3	0.8	
N of Valid	459	430	422	298	1609	
N of Miss	29	52	16	23	120	

Table 173: On how many occasions have you drunk flavored alcoholic beverages, sometimes called 'alcopops' (like Mike's Hard Lemonade, Smirnoff Ice, Bacardi Breezers, etc.) in your lifetime?






Response	6	8	10	12	Total	
0	95.7	93.5	82.4	74.0	87.6	
1-2	3.0	2.3	4.5	4.3	3.5	
3-5	0.9	2.1	5.4	8.3	3.8	
6-9	0.0	0.9	1.4	5.3	1.6	
10+	0.4	1.2	6.3	8.0	3.6	
N of Valid	464	433	426	300	1623	
N of Miss	24	49	12	21	106	

Table 174: On how many occasions have you drunk flavored alcoholic beverages, sometimes called 'alcopops' (like Mike's Hard Lemonade, Smirnoff Ice, Bacardi Breezers, etc.) during the past 30 days?






Response	6	8	10	12	Total	
0	98.1	97.4	93.2	88.4	94.8	
1-2	1.7	1.6	3.7	7.3	3.3	
3-5	0.0	0.7	0.7	2.6	0.9	
6-9	0.0	0.2	0.9	0.7	0.4	
10+	0.2	0.0	1.4	1.0	0.6	
N of Valid	463	430	428	302	1623	
N of Miss	25	52	10	19	106	

Table 175: If you smoked cigarettes (not just a puff or drag) in the past year, how did you usually get them?












Response	6	8	10	12	Total	
I did not smoke cigarettes in the past year	98.9	94.5	90.9	86.3	93.3	
I bought them myself with a fake ID	0.0	0.2	0.0	0.7	0.2	
I bought them myself without a fake ID	0.0	0.0	0.0	1.3	0.3	
I got them from someone I know age 18 or older	0.0	1.7	3.8	6.0	2.6	
I got them from someone I know under age 18	0.2	1.9	1.4	1.7	1.3	
I got them from my brother or sister	0.0	0.0	0.2	0.0	0.1	
I got them from home with my parents' permission	0.0	0.0	0.5	0.7	0.3	
I got them from home without my parents' permission	0.4	0.7	0.7	1.3	0.8	
I got them from another relative	0.4	0.5	0.2	0.3	0.4	
A stranger bought them for me	0.0	0.0	0.5	0.0	0.1	
I took them from a store or shop	0.0	0.0	0.0	0.0	0.0	
Other	0.0	0.5	1.7	1.7	0.9	
N of Valid	453	419	417	299	1588	
N of Miss	35	63	21	22	141	

Table 176: If you used e-cigarettes, e-cigars, or e-hookahs (not just a puff or drag) in the past year, how did you usually get them? - I did not use e-cigarettes, e-cigars, or e-hookahs in the past year



Response	6	8	10	12	Total	
No	2.9	8.4	26.5	28.1	15.4	
Yes	97.1	91.6	73.5	71.9	84.6	
N of Valid	445	415	422	299	1581	
N of Miss	0	0	0	0	0	

Table 177: If you used e-cigarettes, e-cigars, or e-hookahs (not just a puff or drag) in the past year, how did you usually get them? - I bought them in a store such as a convenience store, supermarket, discount store, or gas station



Response	6	8	10	12	Total	
No	99.8	99.8	98.8	96.7	98.9	
Yes	0.2	0.2	1.2	3.3	1.1	
N of Valid	445	415	422	299	1581	
N of Miss	0	0	0	0	0	

Table 178: If you used e-cigarettes, e-cigars, or e-hookahs (not just a puff or drag) in the past year, how did you usually get them? - I got them on the Internet



Response	6	8	10	12	Total	
No	99.8	100.0	98.8	98.0	99.2	
Yes	0.2	0.0	1.2	2.0	0.8	
N of Valid	445	415	422	299	1581	
N of Miss	0	0	0	0	0	

Table 179: If you used e-cigarettes, e-cigars, or e-hookahs (not just a puff or drag) in the past year, how did you usually get them? - I got them at a store that sells electronic cigarettes, such as a "vape shop"



Response	6	8	10	12	Total	
No	100.0	99.5	98.8	94.0	98.4	
Yes	0.0	0.5	1.2	6.0	1.6	
N of Valid	445	415	422	299	1581	
N of Miss	0	0	0	0	0	

Table 180: If you used e-cigarettes, e-cigars, or e-hookahs (not just a puff or drag) in the past year, how did you usually get them? - I got them from a family member



Response	6	8	10	12	Total	
No	99.1	98.3	95.7	97.7	97.7	
Yes	0.9	1.7	4.3	2.3	2.3	
N of Valid	445	415	422	299	1581	
N of Miss	0	0	0	0	0	

Table 181: If you used e-cigarettes, e-cigars, or e-hookahs (not just a puff or drag) in the past year, how did you usually get them? - I got them from a friend



Response	6	8	10	12	Total	
No	98.4	94.5	78.9	82.3	89.1	
Yes	1.6	5.5	21.1	17.7	10.9	
N of Valid	445	415	422	299	1581	
N of Miss	0	0	0	0	0	

Table 182: If you used e-cigarettes, e-cigars, or e-hookahs (not just a puff or drag) in the past year, how did you usually get them? - A stranger got them for me



Response	6	8	10	12	Total	
No	99.6	100.0	99.1	98.3	99.3	
Yes	0.4	0.0	0.9	1.7	0.7	
N of Valid	445	415	422	299	1581	
N of Miss	0	0	0	0	0	

Table 183: If you used e-cigarettes, e-cigars, or e-hookahs (not just a puff or drag) in the past year, how did you usually get them? - I took them from a store or shop



Response	6	8	10	12	Total	
No	100.0	100.0	99.8	100.0	99.9	
Yes	0.0	0.0	0.2	0.0	0.1	
N of Valid	445	415	422	299	1581	
N of Miss	0	0	0	0	0	

Table 184: If you used e-cigarettes, e-cigars, or e-hookahs (not just a puff or drag) in the past year, how did you usually get them? - I got them some other way



Response	6	8	10	12	Total	
No	99.1	98.8	96.7	97.3	98.0	
Yes	0.9	1.2	3.3	2.7	2.0	
N of Valid	445	415	422	299	1581	
N of Miss	0	0	0	0	0	

Table 185: If you used marijuana (grass, pot) (not just a puff or drag) in the past year, how did you usually get it? - I did not use marijuana (grass, pot) in the past year



Response	6	8	10	12	Total	
No	1.6	4.6	15.8	22.7	10.2	
Yes	98.4	95.4	84.2	77.3	89.8	
N of Valid	444	411	417	300	1572	
N of Miss	0	0	0	0	0	

Table 186: If you used marijuana (grass, pot) (not just a puff or drag) in the past year, how did you usually get it? - I bought it myself



Response	6	8	10	12	Total	
No	100.0	99.5	94.2	89.0	96.2	
Yes	0.0	0.5	5.8	11.0	3.8	
N of Valid	444	411	417	300	1572	
N of Miss	0	0	0	0	0	

Table 187: If you used marijuana (grass, pot) (not just a puff or drag) in the past year, how did you usually get it? - I got it from someone at school



Response	6	8	10	12	Total	
No	100.0	99.8	96.2	96.7	98.3	
Yes	0.0	0.2	3.8	3.3	1.7	
N of Valid	444	411	417	300	1572	
N of Miss	0	0	0	0	0	

Table 188: If you used marijuana (grass, pot) (not just a puff or drag) in the past year, how did you usually get it? - I got it from someone with a medical marijuana card



Response	6	8	10	12	Total	
No	99.8	99.8	98.8	99.0	99.4	
Yes	0.2	0.2	1.2	1.0	0.6	
N of Valid	444	411	417	300	1572	
N of Miss	0	0	0	0	0	

Table 189: If you used marijuana (grass, pot) (not just a puff or drag) in the past year, how did you usually get it? - I got it from my brother or sister



Response	6	8	10	12	Total	
No	100.0	99.8	97.1	98.0	98.8	
Yes	0.0	0.2	2.9	2.0	1.2	
N of Valid	444	411	417	300	1572	
N of Miss	0	0	0	0	0	

Table 190: If you used marijuana (grass, pot) (not just a puff or drag) in the past year, how did you usually get it? - I got it from another relative



Response	6	8	10	12	Total	
No	99.8	98.8	97.6	97.7	98.5	
Yes	0.2	1.2	2.4	2.3	1.5	
N of Valid	444	411	417	300	1572	
N of Miss	0	0	0	0	0	

Table 191: If you used marijuana (grass, pot) (not just a puff or drag) in the past year, how did you usually get it? - Other



Response	6	8	10	12	Total	
No	98.4	97.8	94.5	91.0	95.8	
Yes	1.6	2.2	5.5	9.0	4.2	
N of Valid	444	411	417	300	1572	
N of Miss	0	0	0	0	0	

Table 192: If you drank alcohol (not just a sip or taste) in the past year, how did you usually get it?













Response	6	8	10	12	Total	
I did not drink alcohol in the past year	94.9	91.0	75.8	62.3	82.7	
I bought it myself with a fake ID	0.0	0.2	0.0	0.3	0.1	
I bought it myself without a fake ID	0.0	0.0	0.0	1.0	0.2	
I got it from someone I know age 21 or older	1.1	2.2	6.0	10.3	4.4	
I got it from someone I know under age 21	0.0	0.7	2.9	6.2	2.1	
I got it from my brother or sister	0.0	0.2	0.7	1.4	0.5	
I got it from home with my parents' permission	1.3	1.5	4.8	10.3	3.9	
I got it from home without my parents' permission	0.9	1.5	4.5	2.4	2.3	
I got it from another relative	0.2	0.7	1.2	0.3	0.6	
A stranger bought it for me	0.0	0.0	0.0	0.3	0.1	
I took it from a store or shop	0.0	0.0	0.0	0.3	0.1	
Other	1.6	1.9	4.1	4.8	2.9	
N of Valid	448	412	418	292	1570	
N of Miss	40	70	20	29	159	

Table 193: If you used prescription drugs or over the counter drugs without a doctor telling you to use it or for the purpose of getting high, where did you get these drugs? - Did not use



Response	6	8	10	12	Total	
No	1.3	1.5	4.6	5.0	2.9	
Yes	98.7	98.5	95.4	95.0	97.1	
N of Valid	449	413	415	300	1577	
N of Miss	0	0	0	0	0	

Table 194: If you used prescription drugs or over the counter drugs without a doctor telling you to use it or for the purpose of getting high, where did you get these drugs? -
Bought or took from store or shop



Response	6	8	10	12	Total	
No	99.6	100.0	99.0	99.7	99.6	
Yes	0.4	0.0	1.0	0.3	0.4	
N of Valid	449	413	415	300	1577	
N of Miss	0	0	0	0	0	

Table 195: If you used prescription drugs or over the counter drugs without a doctor telling you to use it or for the purpose of getting high, where did you get these drugs? -
Got from parents with permission



Response	6	8	10	12	Total	
No	99.8	99.5	99.5	99.0	99.5	
Yes	0.2	0.5	0.5	1.0	0.5	
N of Valid	449	413	415	300	1577	
N of Miss	0	0	0	0	0	

Table 196: If you used prescription drugs or over the counter drugs without a doctor telling you to use it or for the purpose of getting high, where did you get these drugs? -
Got from home without permission



Response	6	8	10	12	Total	
No	99.6	99.3	97.8	100.0	99.1	
Yes	0.4	0.7	2.2	0.0	0.9	
N of Valid	449	413	415	300	1577	
N of Miss	0	0	0	0	0	

Table 197: If you used prescription drugs or over the counter drugs without a doctor telling you to use it or for the purpose of getting high, where did you get these drugs? -
Got from relative with permission



Response	6	8	10	12	Total	
No	100.0	100.0	99.5	99.3	99.7	
Yes	0.0	0.0	0.5	0.7	0.3	
N of Valid	449	413	415	300	1577	
N of Miss	0	0	0	0	0	

Table 198: If you used prescription drugs or over the counter drugs without a doctor telling you to use it or for the purpose of getting high, where did you get these drugs? -
Got from relative without permission



Response	6	8	10	12	Total	
No	100.0	100.0	99.3	100.0	99.8	
Yes	0.0	0.0	0.7	0.0	0.2	
N of Valid	449	413	415	300	1577	
N of Miss	0	0	0	0	0	

Table 199: If you used prescription drugs or over the counter drugs without a doctor telling you to use it or for the purpose of getting high, where did you get these drugs? -
Got from friend's home with permission



Response	6	8	10	12	Total	
No	100.0	100.0	99.0	98.7	99.5	
Yes	0.0	0.0	1.0	1.3	0.5	
N of Valid	449	413	415	300	1577	
N of Miss	0	0	0	0	0	

Table 200: If you used prescription drugs or over the counter drugs without a doctor telling you to use it or for the purpose of getting high, where did you get these drugs? -
Got from friend's home without permission



Response	6	8	10	12	Total	
No	100.0	100.0	99.0	100.0	99.7	
Yes	0.0	0.0	1.0	0.0	0.3	
N of Valid	449	413	415	300	1577	
N of Miss	0	0	0	0	0	

Table 201: If you used prescription drugs or over the counter drugs without a doctor telling you to use it or for the purpose of getting high, where did you get these drugs? -
Got from friend at school



Response	6	8	10	12	Total	
No	100.0	99.8	99.5	99.7	99.7	
Yes	0.0	0.2	0.5	0.3	0.3	
N of Valid	449	413	415	300	1577	
N of Miss	0	0	0	0	0	

Table 202: If you used prescription drugs or over the counter drugs without a doctor telling you to use it or for the purpose of getting high, where did you get these drugs? -
Got from friend at party



Response	6	8	10	12	Total	
No	100.0	100.0	99.5	99.3	99.7	
Yes	0.0	0.0	0.5	0.7	0.3	
N of Valid	449	413	415	300	1577	
N of Miss	0	0	0	0	0	

Table 203: If you used prescription drugs or over the counter drugs without a doctor telling you to use it or for the purpose of getting high, where did you get these drugs? -
Got from friend, elsewhere



Response	6	8	10	12	Total	
No	99.8	100.0	98.8	97.3	99.1	
Yes	0.2	0.0	1.2	2.7	0.9	
N of Valid	449	413	415	300	1577	
N of Miss	0	0	0	0	0	

Table 204: If you used prescription drugs or over the counter drugs without a doctor telling you to use it or for the purpose of getting high, where did you get these drugs? -
Got from internet sale



Response	6	8	10	12	Total	
No	99.8	100.0	99.5	99.7	99.7	
Yes	0.2	0.0	0.5	0.3	0.3	
N of Valid	449	413	415	300	1577	
N of Miss	0	0	0	0	0	

Table 205: During the last month, about how many marijuana cigarettes, or the equivalent, did you smoke a day, on the average?


Response	6	8	10	12	Total	
None	98.5	97.4	93.5	92.6	95.8	
Less than 1 a day	0.9	2.2	4.3	3.0	2.5	
1 a day	0.0	0.2	1.2	2.0	0.8	
2-3 a day	0.2	0.2	0.5	1.0	0.4	
4-6 a day	0.0	0.0	0.2	0.7	0.2	
7-10 a day	0.2	0.0	0.0	0.0	0.1	
11 or more a day	0.2	0.0	0.2	0.7	0.3	
N of Valid	454	418	414	296	1582	
N of Miss	34	64	24	25	147	

Table 206: How wrong do your friends feel it would be for YOU to: have one or two drinks of an alcoholic beverage nearly every day?


Response	6	8	10	12	Total	
Very wrong	76.9	70.3	50.7	47.3	62.8	
Wrong	15.0	20.6	28.7	23.7	21.7	
A little bit wrong	5.8	7.3	12.6	16.3	9.9	
Not at all wrong	2.4	1.9	8.1	12.7	5.6	
N of Valid	467	427	422	300	1616	
N of Miss	21	55	16	21	113	

Table 207: How wrong do your friends feel it would be for YOU to: smoke tobacco?


Response	6	8	10	12	Total	
Very wrong	82.6	73.9	61.9	55.4	69.8	
Wrong	11.4	19.5	23.8	20.5	18.5	
A little bit wrong	3.9	5.4	9.3	10.7	7.0	
Not at all wrong	2.2	1.2	5.0	13.4	4.7	
N of Valid	465	425	420	298	1608	
N of Miss	23	57	18	23	121	

Table 208: How wrong do your friends feel it would be for YOU to: smoke marijuana?

Response	6	8	10	12	Total	
Very wrong	84.6	74.3	53.3	45.2	66.3	
Wrong	10.0	17.0	18.3	16.7	15.3	
A little bit wrong	2.8	6.1	13.1	19.1	9.4	
Not at all wrong	2.6	2.6	15.2	19.1	9.0	
N of Valid	460	424	420	299	1603	
N of Miss	28	58	18	22	126	

Table 209: How wrong do your friends feel it would be for YOU to: use prescription drugs not prescribed to you?

Response	6	8	10	12	Total	
Very wrong	85.3	77.3	70.5	70.1	76.5	
Wrong	10.7	17.3	18.1	16.4	15.4	
A little bit wrong	1.5	4.3	8.3	9.4	5.5	
Not at all wrong	2.4	1.2	3.1	4.0	2.6	
N of Valid	457	423	421	298	1599	
N of Miss	31	59	17	23	130	

Table 210: How wrong would most adults (over 21) in your neighborhood think it is for kids your age: to use marijuana?

Response	6	8	10	12	Total	
Very wrong	91.4	81.2	71.3	63.3	78.2	
Wrong	5.0	12.8	17.2	19.5	12.9	
A little bit wrong	1.7	4.7	9.3	10.1	6.1	
Not at all wrong	1.9	1.2	2.2	7.1	2.8	
N of Valid	464	405	418	297	1584	
N of Miss	24	77	20	24	145	

Table 211: How wrong would most adults (over 21) in your neighborhood think it is for kids your age: to drink alcohol?





Response	6	8	10	12	Total	
Very wrong	84.7	74.7	64.3	55.6	71.3	
Wrong	10.8	17.6	20.2	19.3	16.6	
A little bit wrong	2.4	6.2	11.1	16.6	8.3	
Not at all wrong	2.2	1.5	4.3	8.5	3.7	
N of Valid	463	403	415	295	1576	
N of Miss	25	79	23	26	153	

Table 212: How wrong would most adults (over 21) in your neighborhood think it is for kids your age: to smoke cigarettes?





Response	6	8	10	12	Total	
Very wrong	87.5	77.4	73.1	61.8	76.3	
Wrong	7.8	15.8	18.7	20.6	15.1	
A little bit wrong	2.8	5.0	6.2	11.8	6.0	
Not at all wrong	1.9	1.8	1.9	5.7	2.6	
N of Valid	463	399	417	296	1575	
N of Miss	25	83	21	25	154	

Table 213: How much do each of the following statements describe your neighborhood? crime and/or drug selling





Response	6	8	10	12	Total	
NO!	79.8	73.4	73.8	71.3	75.0	
no	14.1	19.9	17.1	18.6	17.2	
yes	2.8	5.0	7.5	7.1	5.4	
YES!	3.3	1.7	1.7	3.0	2.4	
N of Valid	461	403	416	296	1576	
N of Miss	27	79	22	25	153	

Table 214: How much do each of the following statements describe your neighborhood? fights


Response	6	8	10	12	Total	
NO!	76.2	73.4	75.8	75.5	75.2	
no	14.2	21.4	16.5	19.7	17.7	
yes	6.8	3.7	5.8	3.4	5.1	
YES!	2.8	1.5	1.9	1.4	2.0	
N of Valid	458	402	417	294	1571	
N of Miss	30	80	21	27	158	

Table 215: How much do each of the following statements describe your neighborhood? lots of empty or abandoned buildings


Response	6	8	10	12	Total	
NO!	78.4	76.1	74.0	76.9	76.4	
no	15.3	17.8	19.2	18.0	17.5	
yes	5.9	5.0	5.3	3.4	5.0	
YES!	0.4	1.0	1.4	1.7	1.1	
N of Valid	458	398	416	295	1567	
N of Miss	30	84	22	26	162	

Table 216: How much do each of the following statements describe your neighborhood? lots of graffiti


Response	6	8	10	12	Total	
NO!	83.9	80.5	78.3	79.9	80.8	
no	12.3	17.2	19.8	17.7	16.6	
yes	2.2	1.5	1.2	1.0	1.5	
YES!	1.5	0.8	0.7	1.4	1.1	
N of Valid	454	390	415	293	1552	
N of Miss	34	92	23	28	177	

Table 217: I feel safe in my neighborhood.

Response	6	8	10	12	Total
NO!	3.4	2.7	1.9	2.7	2.7
no	8.0	5.2	3.6	9.8	6.5
yes	37.7	42.8	46.3	39.7	41.6
YES!	50.9	49.3	48.2	47.8	49.2
N of Valid	464	402	415	295	1576
N of Miss	24	80	23	26	153

Table 218: If a kid smoked marijuana in your neighborhood would he or she be caught by the police?

Response	6	8	10	12	Total
NO!	11.5	13.6	14.4	22.4	14.8
no	20.3	32.7	44.5	42.0	34.0
yes	37.3	31.7	27.8	24.7	31.0
YES!	30.9	22.0	13.4	10.8	20.2
N of Valid	453	404	418	295	1570
N of Miss	35	78	20	26	159

Table 219: If a kid drank some beer, wine or hard liquor (for example, vodka, whiskey, or gin) in your neighborhood would he or she be caught by the police?

Response	6	8	10	12	Total
NO!	11.6	14.2	18.3	26.6	16.9
no	27.2	38.1	49.5	44.7	39.2
yes	34.5	30.6	20.4	21.5	27.3
YES!	26.7	17.2	11.8	7.2	16.6
N of Valid	449	402	416	293	1560
N of Miss	39	80	22	28	169

Table 220: If a kid carried a handgun in your neighborhood would he or she be caught by the police?

Response	6	8	10	12	Total
NO!	10.4	12.9	14.7	17.9	13.6
no	15.3	25.1	29.9	28.0	24.1
yes	33.4	27.6	34.7	33.1	32.2
YES!	40.9	34.3	20.7	20.9	30.1
N of Valid	452	402	415	296	1565
N of Miss	36	80	23	25	164

Table 221: If you wanted to get some cigarettes, how easy would it be for you to get some?

Response	6	8	10	12	Total
Very hard	78.0	66.1	44.8	33.3	57.6
Sort of hard	8.2	15.9	19.9	15.3	14.6
Sort of easy	8.0	11.3	21.1	22.4	15.1
Very easy	5.8	6.7	14.1	28.9	12.6
N of Valid	450	389	417	294	1550
N of Miss	38	93	21	27	179

Table 222: If you wanted to get some beer, wine or hard liquor (for example, vodka, whiskey, or gin), how easy would it be for you to get some?

Response	6	8	10	12	Total
Very hard	70.5	63.0	37.7	28.0	51.8
Sort of hard	10.0	12.1	17.1	15.4	13.5
Sort of easy	10.7	13.4	22.2	21.5	16.5
Very easy	8.7	11.4	22.9	35.2	18.2
N of Valid	448	387	414	293	1542
N of Miss	40	95	24	28	187

Table 223: If you wanted to get a drug like cocaine, LSD, or amphetamines, how easy would it be for you to get some?


Response	6	8	10	12	Total	
Very hard	91.7	88.3	72.8	66.7	81.0	
Sort of hard	4.9	6.8	15.7	15.3	10.3	
Sort of easy	2.2	3.9	6.5	10.5	5.4	
Very easy	1.1	1.0	5.1	7.5	3.4	
N of Valid	445	385	415	294	1539	
N of Miss	43	97	23	27	190	

Table 224: If you wanted to get a handgun, how easy would it be for you to get one?


Response	6	8	10	12	Total	
Very hard	72.6	63.0	57.4	54.1	62.6	
Sort of hard	13.3	16.9	15.1	15.4	15.1	
Sort of easy	8.1	10.9	13.6	14.4	11.5	
Very easy	5.9	9.1	13.9	16.1	10.8	
N of Valid	442	384	418	292	1536	
N of Miss	46	98	20	29	193	

Table 225: If you wanted to get some marijuana, how easy would it be for you to get some?


Response	6	8	10	12	Total	
Very hard	88.1	81.1	49.4	38.9	66.5	
Sort of hard	5.4	6.5	14.6	10.9	9.2	
Sort of easy	2.9	7.5	12.7	16.4	9.3	
Very easy	3.6	4.9	23.3	33.8	15.0	
N of Valid	444	387	417	293	1541	
N of Miss	44	95	21	28	188	

Table 226: If you wanted to get prescription drugs for the purpose of getting high, how easy would it be for you to get some?

Response	6	8	10	12	Total	
Very hard	78.2	71.1	54.9	50.0	64.8	
Sort of hard	9.7	9.0	15.3	16.8	12.4	
Sort of easy	6.5	10.3	14.6	12.3	10.8	
Very easy	5.6	9.6	15.1	20.9	12.1	
N of Valid	445	387	417	292	1541	
N of Miss	43	95	21	29	188	

Table 227: If you wanted to get synthetic marijuana such as K2 or chemical products such as bath salts to get high, how easy would it be for you to get some?

Response	6	8	10	12	Total	
Very hard	88.5	86.3	72.0	67.5	79.5	
Sort of hard	5.6	6.5	12.8	15.8	9.7	
Sort of easy	3.8	4.4	8.9	7.9	6.1	
Very easy	2.0	2.8	6.3	8.9	4.7	
N of Valid	444	386	415	292	1537	
N of Miss	44	96	23	29	192	

Table 228: If you wanted to get steroids to use or to enhance athletic performance, how easy would it be for you to get some?

Response	6	8	10	12	Total	
Very hard	87.6	84.9	74.2	71.8	80.3	
Sort of hard	7.0	9.1	12.0	15.6	10.5	
Sort of easy	4.1	3.9	8.0	6.8	5.6	
Very easy	1.4	2.1	5.8	5.8	3.6	
N of Valid	442	385	415	294	1536	
N of Miss	46	97	23	27	193	

Table 229: If you wanted to get e-cigarettes, e-cigars, or e-hookahs, how easy would it be for you to get some?





Response	6	8	10	12	Total	
Very hard	82.4	75.1	43.5	31.7	60.4	
Sort of hard	6.5	6.2	7.7	8.2	7.1	
Sort of easy	6.1	8.8	12.7	10.9	9.5	
Very easy	5.0	9.9	36.1	49.1	23.1	
N of Valid	444	385	418	293	1540	
N of Miss	44	97	20	28	189	

Table 230: During the past 12 months, have you participated in any alcohol prevention programs or seen any alcohol prevention messages in your school or community? Yes, a school-based program focused on preventing underage drinking and/or drinking and driving.



Response	6	8	10	12	Total	
No	63.6	71.0	80.8	80.5	73.4	
Yes	36.4	29.0	19.2	19.5	26.6	
N of Valid	440	397	416	293	1546	
N of Miss	0	0	0	0	0	

Table 231: During the past 12 months, have you participated in any alcohol prevention programs or seen any alcohol prevention messages in your school or community? Yes, a community-based program focused on preventing underage drinking and/or drinking and driving (for example, through your church or temple or through youth groups like Boys and Girls Club or 4-H).



Response	6	8	10	12	Total	
No	88.6	91.9	94.2	94.5	92.1	
Yes	11.4	8.1	5.8	5.5	7.9	
N of Valid	440	397	416	293	1546	
N of Miss	0	0	0	0	0	

Table 232: During the past 12 months, have you participated in any alcohol prevention programs or seen any alcohol prevention messages in your school or community? Yes, a media campaign addressing underage drinking and/or drinking and driving (for example, newspaper ads, posters, pamphlets, radio, TV).



Response	6	8	10	12	Total	
No	89.3	88.9	87.7	89.4	88.8	
Yes	10.7	11.1	12.3	10.6	11.2	
N of Valid	440	397	416	293	1546	
N of Miss	0	0	0	0	0	

Table 233: During the past 12 months, have you participated in any alcohol prevention programs or seen any alcohol prevention messages in your school or community? No



Response	6	8	10	12	Total	
No	40.9	36.0	27.9	26.6	33.4	
Yes	59.1	64.0	72.1	73.4	66.6	
N of Valid	440	397	416	293	1546	
N of Miss	0	0	0	0	0	

Table 234: How wrong do your parents feel it would be for YOU to: have one or two drinks of an alcoholic beverage nearly every day?





Response	6	8	10	12	Total	
Very wrong	92.5	89.0	84.0	78.4	86.6	
Wrong	5.4	8.2	10.0	13.5	8.9	
A little bit wrong	1.7	2.5	4.1	5.1	3.2	
Not at all wrong	0.4	0.3	1.9	3.0	1.3	
N of Valid	464	364	419	296	1543	
N of Miss	24	118	19	25	186	

Table 235: How wrong do your parents feel it would be for YOU to: smoke tobacco?





Response	6	8	10	12	Total	
Very wrong	95.0	91.2	88.5	81.1	89.6	
Wrong	3.7	5.8	7.9	13.5	7.2	
A little bit wrong	0.9	2.5	1.9	3.0	2.0	
Not at all wrong	0.4	0.6	1.7	2.4	1.2	
N of Valid	461	362	417	296	1536	
N of Miss	27	120	21	25	193	

Table 236: How wrong do your parents feel it would be for YOU to: smoke marijuana?





Response	6	8	10	12	Total	
Very wrong	96.5	90.5	84.9	75.6	87.9	
Wrong	2.0	6.1	7.0	12.9	6.4	
A little bit wrong	1.1	1.9	5.0	5.4	3.2	
Not at all wrong	0.4	1.4	3.1	6.1	2.5	
N of Valid	460	359	417	295	1531	
N of Miss	28	123	21	26	198	

Table 237: How wrong do your parents feel it would be for YOU to: use prescription drugs not prescribed to you?





Response	6	8	10	12	Total	
Very wrong	96.3	91.8	89.2	85.5	91.2	
Wrong	2.6	5.2	7.9	9.8	6.0	
A little bit wrong	0.9	1.9	1.7	4.1	1.9	
Not at all wrong	0.2	1.1	1.2	0.7	0.8	
N of Valid	462	364	417	296	1539	
N of Miss	26	118	21	25	190	

Table 238: How wrong do your parents feel it would be for YOU to: steal something?





Response	6	8	10	12	Total	
Very wrong	91.4	88.4	87.8	86.4	88.8	
Wrong	6.6	10.2	9.4	11.9	9.2	
A little bit wrong	1.3	0.6	2.2	1.0	1.3	
Not at all wrong	0.7	0.8	0.7	0.7	0.7	
N of Valid	456	362	417	295	1530	
N of Miss	32	120	21	26	199	

Table 239: How wrong do your parents feel it would be for YOU to: draw graffiti, write things, or draw pictures on buildings or other property (without the owner's permission)?

Response	6	8	10	12	Total	
Very wrong	90.0	86.5	85.4	82.3	86.4	
Wrong	7.2	9.4	9.1	13.3	9.4	
A little bit wrong	2.0	3.0	4.1	3.1	3.0	
Not at all wrong	0.9	1.1	1.4	1.4	1.2	
N of Valid	459	363	418	294	1534	
N of Miss	29	119	20	27	195	

Table 240: How wrong do your parents feel it would be for YOU to: pick a fight with someone?

Response	6	8	10	12	Total	
Very wrong	72.9	67.2	65.7	66.9	68.4	
Wrong	19.0	21.2	20.7	21.2	20.4	
A little bit wrong	5.2	9.1	11.7	9.2	8.7	
Not at all wrong	2.8	2.5	1.9	2.7	2.5	
N of Valid	458	363	420	293	1534	
N of Miss	30	119	18	28	195	

Table 241: During the past 12 months, have you talked with at least one of your parents about the dangers of underage drinking and/or drinking and driving? By parents, we mean either your biological parents, adoptive parents, stepparents, or adult guardians - whether or not they live with you.

Response	6	8	10	12	Total	
No	46.9	44.4	47.0	55.4	48.0	
Yes	53.1	55.6	53.0	44.6	52.0	
N of Valid	441	351	402	287	1481	
N of Miss	47	131	36	34	248	

Table 242: The rules in my family are clear.

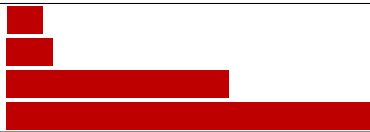
Response	6	8	10	12	Total	
NO!	3.1	2.5	3.6	3.7	3.2	
no	4.2	3.9	5.3	7.5	5.1	
yes	30.8	34.3	37.4	34.4	34.1	
YES!	61.9	59.3	53.7	54.4	57.6	
N of Valid	452	359	417	294	1522	
N of Miss	36	123	21	27	207	

Table 243: People in my family have serious arguments about the same things, and often insult or yell at each other.

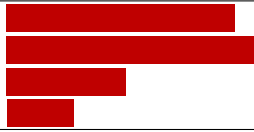
Response	6	8	10	12	Total	
NO!	42.1	34.0	31.1	31.2	35.1	
no	37.5	42.6	38.8	39.0	39.3	
yes	12.9	14.9	21.1	21.0	17.2	
YES!	7.5	8.6	9.1	8.8	8.4	
N of Valid	456	350	418	295	1519	
N of Miss	32	132	20	26	210	

Table 244: When I am not at home, one of my parents knows where I am and who I am with.

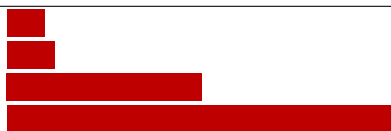
Response	6	8	10	12	Total	
NO!	4.6	1.7	3.1	5.1	3.6	
no	2.6	3.6	5.5	10.8	5.2	
yes	22.9	30.2	33.2	34.1	29.6	
YES!	69.9	64.5	58.2	50.0	61.6	
N of Valid	458	358	416	296	1528	
N of Miss	30	124	22	25	201	

Table 245: My family has clear rules about alcohol and drug use.

Response	6	8	10	12	Total
NO!	6.2	2.0	4.1	5.4	4.5
no	3.8	5.4	7.2	9.8	6.3
yes	19.9	26.2	27.9	31.9	25.9
YES!	70.2	66.5	60.8	52.9	63.4
N of Valid	453	355	416	295	1519
N of Miss	35	127	22	26	210

Table 246: If you skipped school would you be caught by your parents?

Response	6	8	10	12	Total
NO!	2.9	2.0	4.6	8.1	4.2
no	4.6	7.9	10.1	14.6	8.8
yes	17.0	26.6	32.3	35.6	27.0
YES!	75.6	63.6	53.0	41.7	60.0
N of Valid	454	354	415	295	1518
N of Miss	34	128	23	26	211

Table 247: My parents ask if I've gotten my homework done.

Response	6	8	10	12	Total
NO!	4.8	4.5	7.5	12.2	6.9
no	6.8	16.9	16.4	24.7	15.2
yes	24.1	28.4	30.6	31.4	28.3
YES!	64.3	50.3	45.5	31.8	49.6
N of Valid	456	356	415	296	1523
N of Miss	32	126	23	25	206

Table 248: Would your parents know if you did not come home on time?

Response	6	8	10	12	Total	
NO!	2.9	2.5	3.6	7.1	3.8	
no	5.3	8.5	8.6	11.5	8.2	
yes	21.0	26.2	30.2	33.1	27.1	
YES!	70.8	62.8	57.6	48.3	60.9	
N of Valid	452	355	417	296	1520	
N of Miss	36	127	21	25	209	

Table 249: Do you know how to properly dispose of leftover prescription drugs?

Response	6	8	10	12	Total	
No	79.4	70.5	62.7	54.3	67.9	
Yes	20.6	29.5	37.3	45.7	32.1	
N of Valid	437	346	405	282	1470	
N of Miss	51	136	33	39	259	

Table 250: Have any of your brothers or sisters ever: drunk beer, wine or hard liquor (for example, vodka, whiskey or gin)?

Response	6	8	10	12	Total	
No	77.7	66.6	48.4	46.3	61.0	
Yes	18.2	28.1	45.6	47.0	33.6	
I don't have any brothers or sisters	4.2	5.3	6.0	6.8	5.4	
N of Valid	457	359	419	296	1531	
N of Miss	31	123	19	25	198	

Table 251: Have any of your brothers or sisters ever: smoked marijuana?

Response	6	8	10	12	Total	
No	89.9	83.2	64.9	64.2	76.5	
Yes	5.9	11.6	29.3	29.4	18.2	
I don't have any brothers or sisters	4.2	5.1	5.8	6.4	5.3	
N of Valid	454	352	416	296	1518	
N of Miss	34	130	22	25	211	

Table 252: Have any of your brothers or sisters ever: smoked cigarettes?




Response	6	8	10	12	Total	
No	87.1	80.3	68.4	65.4	76.2	
Yes	8.8	14.2	25.3	28.1	18.3	
I don't have any brothers or sisters	4.2	5.4	6.3	6.4	5.5	
N of Valid	457	351	415	295	1518	
N of Miss	31	131	23	26	211	

Table 253: Have any of your brothers or sisters ever: taken a handgun to school?




Response	6	8	10	12	Total	
No	94.1	94.0	93.0	92.9	93.5	
Yes	1.8	0.9	1.0	0.7	1.1	
I don't have any brothers or sisters	4.2	5.1	6.0	6.4	5.3	
N of Valid	455	350	416	295	1516	
N of Miss	33	132	22	26	213	

Table 254: Have any of your brothers or sisters ever: been suspended or expelled from school?




Response	6	8	10	12	Total	
No	82.3	74.2	73.0	75.0	76.4	
Yes	13.5	20.4	21.1	18.2	18.1	
I don't have any brothers or sisters	4.2	5.3	6.0	6.8	5.5	
N of Valid	451	357	418	296	1522	
N of Miss	37	125	20	25	207	

Table 255: Have any of your brothers or sisters ever: used e-cigarettes, e-cigars or e-hookahs (vaping)?




Response	6	8	10	12	Total	
No	82.2	77.1	58.4	59.3	70.0	
Yes	13.6	17.8	35.6	34.7	24.7	
I don't have any brothers or sisters	4.2	5.1	6.0	6.1	5.2	
N of Valid	455	354	418	297	1524	
N of Miss	33	128	20	24	205	

Table 256: Have any of your brothers or sisters ever: used prescription drugs not prescribed to him/her?




Response	6	8	10	12	Total	
No	93.8	89.7	86.3	83.8	88.9	
Yes	2.0	5.1	7.4	9.8	5.7	
I don't have any brothers or sisters	4.2	5.1	6.2	6.4	5.4	
N of Valid	453	351	417	296	1517	
N of Miss	35	131	21	25	212	

Table 257: Have you changed homes in the past year (the last 12 months)?



Response	6	8	10	12	Total	
No	74.7	71.5	76.7	80.1	75.5	
Yes	25.3	28.5	23.3	19.9	24.5	
N of Valid	451	355	408	291	1505	
N of Miss	37	127	30	30	224	

Table 258: How many times have you changed homes since kindergarten?






Response	6	8	10	12	Total	
Never	35.2	30.2	29.2	30.2	31.4	
1 or 2 times	33.2	33.0	34.5	31.2	33.1	
3 or 4 times	20.7	21.2	17.3	19.5	19.7	
5 or 6 times	6.6	9.5	8.9	7.7	8.1	
7 or more times	4.4	6.1	10.1	11.4	7.7	
N of Valid	455	358	415	298	1526	
N of Miss	33	124	23	23	203	

Table 259: Have you changed schools (including changing from elementary to middle and middle to high school) in the past year?



Response	6	8	10	12	Total	
No	45.6	52.0	37.9	79.3	51.6	
Yes	54.4	48.0	62.1	20.7	48.4	
N of Valid	445	354	414	295	1508	
N of Miss	43	128	24	26	221	

Table 260: How many times have you changed schools since kindergarten (including changing from elementary to middle and middle to high school)?

Response	6	8	10	12	Total	
Never	23.1	30.1	19.6	21.7	23.5	
1 or 2 times	48.0	28.4	18.4	20.0	29.9	
3 or 4 times	18.3	29.5	38.4	36.6	30.0	
5 or 6 times	6.6	8.6	14.3	13.2	10.4	
7 or more times	4.0	3.3	9.4	8.5	6.2	
N of Valid	454	359	414	295	1522	
N of Miss	34	123	24	26	207	

Table 261: Has anyone in your family ever had severe alcohol or drug problems?

Response	6	8	10	12	Total	
No	71.4	68.1	59.0	52.4	63.6	
Yes	28.6	31.9	41.0	47.6	36.4	
N of Valid	451	348	412	290	1501	
N of Miss	37	134	26	31	228	

Table 262: About how many adults (over 21) have you known personally who in the past year have: used marijuana, crack, cocaine, or other drugs?

Response	6	8	10	12	Total	
0	79.2	74.9	62.4	54.2	68.8	
1	12.0	14.5	14.1	14.6	13.7	
2	3.9	3.9	9.6	13.2	7.3	
3-4	1.3	3.9	6.5	8.5	4.7	
5	3.5	2.8	7.4	9.5	5.6	
N of Valid	457	359	418	295	1529	
N of Miss	31	123	20	26	200	

Table 263: About how many adults (over 21) have you known personally who in the past year have: sold or dealt drugs?






Response	6	8	10	12	Total	
0	89.9	85.7	76.4	72.8	81.9	
1	5.5	9.8	9.9	9.9	8.6	
2	1.8	1.1	5.5	9.2	4.1	
3-4	1.5	2.0	4.6	3.7	2.9	
5	1.3	1.4	3.6	4.4	2.6	
N of Valid	454	356	415	294	1519	
N of Miss	34	126	23	27	210	

Table 264: About how many adults (over 21) have you known personally who in the past year have: done other things that could get them in trouble with the police, like stealing, selling stolen goods, mugging or assaulting others, etc.?






Response	6	8	10	12	Total	
0	85.0	79.9	75.0	71.4	78.4	
1	8.0	12.7	12.3	9.9	10.6	
2	3.3	3.1	4.3	8.2	4.5	
3-4	1.8	2.3	4.3	5.1	3.2	
5	2.0	2.0	4.1	5.4	3.2	
N of Valid	452	354	416	294	1516	
N of Miss	36	128	22	27	213	

Table 265: About how many adults (over 21) have you known personally who in the past year have: gotten drunk or high?










Response	6	8	10	12	Total	
0	63.4	55.6	44.0	40.5	51.8	
1	16.2	20.3	11.8	12.2	15.2	
2	7.0	6.6	13.9	12.2	9.8	
3-4	3.5	8.0	12.3	11.6	8.5	
5	9.9	9.5	18.0	23.5	14.7	
N of Valid	456	349	416	294	1515	
N of Miss	32	133	22	27	214	

Table 266: How honest were you in filling out this survey?

Response	6	8	10	12	Total	
I was very honest	82.0	79.3	79.3	79.1	80.1	
I was honest pretty much of the time	15.8	16.9	18.0	16.2	16.7	
I was honest some of the time	1.7	3.2	2.2	3.7	2.6	
I was honest once in a while	0.4	0.5	0.5	1.0	0.6	
I was not honest at all	0.0	0.0	0.0	0.0	0.0	
N of Valid	462	372	416	297	1547	
N of Miss	26	110	22	24	182	