

2013 APNA

Arkansas Prevention Needs Assessment Student Survey



Poinsett County Tables

Arkansas Department of Human Services
Division of Behavioral Health Services
Prevention Services

Conducted by International Survey Associates dba Pride Surveys

Contents

1	INTRODUCTION	10
2	PERCENTAGE TABLES	15

List of Tables

1	Sex	16
2	Age	16
3	Are you Hispanic or Latino?	16
4	What is your race? Black or African American	17
5	What is your race? Asian	17
6	What is your race? American Indian	17
7	What is your race? Alaska Native	17
8	What is your race? White	18
9	What is your race? Native Hawaiian or Other Pacific Islander	18
10	What is your race? Other	18
11	What is the highest level of schooling completed by your mother or father?	19
12	Think of where you live most of the time. Which of the following people live there with you? Mother	19
13	Think of where you live most of the time. Which of the following people live there with you? Stepmother	19
14	Think of where you live most of the time. Which of the following people live there with you? Foster Mother	20
15	Think of where you live most of the time. Which of the following people live there with you? Grandmother	20
16	Think of where you live most of the time. Which of the following people live there with you? Aunt	20
17	Think of where you live most of the time. Which of the following people live there with you? Father	20
18	Think of where you live most of the time. Which of the following people live there with you? Stepfather	21
19	Think of where you live most of the time. Which of the following people live there with you? Foster Father	21
20	Think of where you live most of the time. Which of the following people live there with you? Grandfather	21
21	Think of where you live most of the time. Which of the following people live there with you? Uncle	21
22	Think of where you live most of the time. Which of the following people live there with you? Other Adults	22
23	Think of where you live most of the time. Which of the following people live there with you? Brother(s)	22
24	Think of where you live most of the time. Which of the following people live there with you? Stepbrother(s)	22
25	Think of where you live most of the time. Which of the following people live there with you? Sister(s)	22
26	Think of where you live most of the time. Which of the following people live there with you? Stepsister(s)	23

27	Think of where you live most of the time. Which of the following people live there with you? Other Children	23
28	In my school, students have lots of chances to help decide things like class activities and rules.	23
29	Teachers ask me to work on special classroom projects.	23
30	My teacher(s) notices when I am doing a good job and lets me know about it.	24
31	There are lots of chances for students in my school to get involved in sports, clubs, and other school activities outside of class.	24
32	There are lots of chances for students in my school to talk with a teacher one-on-one.	24
33	I feel safe at my school.	25
34	The school lets my parents know when I have done something well.	25
35	My teachers praise me when I work hard in school.	25
36	Are your school grades better than the grades of most students in your class?	26
37	I have lots of chances to be part of class discussions or activities.	26
38	Now thinking back over the past year in school, how often did you: enjoy being in school?	26
39	Now thinking back over the past year in school, how often did you: hate being in school?	27
40	Now thinking back over the past year in school, how often did you: try to do your best work in school?	27
41	How often do you feel that the school work you are assigned is meaningful and important?	27
42	Putting them all together, what were your grades like last year?	28
43	How important do you think the things you are learning in school are going to be for your later life?	28
44	How interesting are most of your courses to you?	28
45	During the LAST FOUR WEEKS how many whole days of school have you missed because you skipped or 'cut'?	29
46	What are the chances you would be seen as cool if you: smoked cigarettes?	29
47	What are the chances you would be seen as cool if you: worked hard at school?	29
48	What are the chances you would be seen as cool if you: began drinking alcoholic beverages regularly, that is, at least once or twice a month?	30
49	What are the chances you would be seen as cool if you: defended someone who was being verbally abused at school?	30
50	What are the chances you would be seen as cool if you: smoked marijuana?	30
51	What are the chances you would be seen as cool if you: carried a handgun?	31

52	Think of your four best friends (the friends you feel closest to). In the past year (12 months), how many of your best friends have: participated in clubs, organizations or activities at school?	31
53	Think of your four best friends (the friends you feel closest to). In the past year (12 months), how many of your best friends have: smoked cigarettes?	31
54	Think of your four best friends (the friends you feel closest to). In the past year (12 months), how many of your best friends have: tried beer, wine or hard liquor (for example, vodka, whiskey, or gin) when their parents didn't know about it?	32
55	Think of your four best friends (the friends you feel closest to). In the past year (12 months), how many of your best friends have: made a commitment to stay drug-free?	32
56	Think of your four best friends (the friends you feel closest to). In the past year (12 months), how many of your best friends have: used marijuana?	32
57	Think of your four best friends (the friends you feel closest to). In the past year (12 months), how many of your best friends have: used prescription drugs or non-prescription drugs for the purposes of getting high?	33
58	Think of your four best friends (the friends you feel closest to). In the past year (12 months), how many of your best friends have: used synthetic marijuana (K2, spice) or bath salts?	33
59	Think of your four best friends (the friends you feel closest to). In the past year (12 months), how many of your best friends have: used LSD, cocaine, amphetamines, or other illegal drugs?	33
60	Think of your four best friends (the friends you feel closest to). In the past year (12 months), how many of your best friends have: tried to do well in school?	34
61	Think of your four best friends (the friends you feel closest to). In the past year (12 months), how many of your best friends have: been suspended from school?	34
62	Think of your four best friends (the friends you feel closest to). In the past year (12 months), how many of your best friends have: liked school?	34
63	Think of your four best friends (the friends you feel closest to). In the past year (12 months), how many of your best friends have: carried a handgun?	35
64	Think of your four best friends (the friends you feel closest to). In the past year (12 months), how many of your best friends have: sold illegal drugs?	35
65	Think of your four best friends (the friends you feel closest to). In the past year (12 months), how many of your best friends have: regularly attended religious services?	35

66	Think of your four best friends (the friends you feel closest to). In the past year (12 months), how many of your best friends have: stolen or tried to steal a motor vehicle such as a car or motorcycle?	36
67	Think of your four best friends (the friends you feel closest to). In the past year (12 months), how many of your best friends have: been arrested?	36
68	Think of your four best friends (the friends you feel closest to). In the past year (12 months), how many of your best friends have: dropped out of school?	36
69	Think of your four best friends (the friends you feel closest to). In the past year (12 months), how many of your best friends have: been members of a gang?	37
70	How old were you when you first: smoked marijuana?	37
71	How old were you when you first: smoked a cigarette, even just a puff?	38
72	How old were you when you first: had more than a sip or two of beer, wine or hard liquor (for example, vodka, whiskey, or gin)?	38
73	How old were you when you first: began drinking alcoholic beverages regularly, that is, at least once or twice a month?	39
74	How old were you when you first: used Daztrex?	39
75	How old were you when you first: got suspended from school?	40
76	How old were you when you first: got arrested?	40
77	How old were you when you first: carried a handgun?	41
78	How old were you when you first: attacked someone with the idea of seriously hurting them?	41
79	How old were you when you first: belonged to a gang?	42
80	How wrong do you think it is for someone your age to: take a handgun to school?	42
81	How wrong do you think it is for someone your age to: steal anything worth more than \$5?	42
82	How wrong do you think it is for someone your age to: pick a fight with someone?	43
83	How wrong do you think it is for someone your age to: attack someone with the idea of seriously hurting them?	43
84	How wrong do you think it is for someone your age to: stay away from school all day when their parents think they are at school?	43
85	How wrong do you think it is for someone your age to: drink beer, wine or hard liquor (for example, vodka, whiskey, or gin) regularly?	44
86	How wrong do you think it is for someone your age to: smoke cigarettes?	44
87	How wrong do you think it is for someone your age to: smoke marijuana?	44
88	How wrong do you think it is for someone your age to: use prescription drugs or non-prescription drugs for the purpose of getting high?	45

89	How wrong do you think it is for someone your age to: use synthetic marijuana (K2, spice) or bath salts?	45
90	How wrong do you think it is for someone your age to: use LSD, cocaine, amphetamines or another illegal drug?	45
91	At school during the past 12 months, did you receive help from the resource teacher, speech therapist or other special education teacher?	46
92	How many times in the past year (12 months) have you: been suspended from school?	46
93	How many times in the past year (12 months) have you: carried a handgun?	46
94	How many times in the past year (12 months) have you: sold illegal drugs?	47
95	How many times in the past year (12 months) have you: stolen or tried to steal a motor vehicle such as a car or motorcycle?	47
96	How many times in the past year (12 months) have you: participated in clubs, organizations or activities at school?	48
97	How many times in the past year (12 months) have you: been arrested?	48
98	How many times in the past year (12 months) have you: attacked someone with the idea of seriously hurting them?	49
99	How many times in the past year (12 months) have you: been drunk or high at school?	49
100	How many times in the past year (12 months) have you: taken a handgun to school?	50
101	Are you currently on probation, or assigned a probation officer with Juvenile Court?	50
102	Have you ever belonged to a gang?	50
103	If you have ever belonged to a gang, did that gang have a name?	51
104	You are at a party at someone's house, and one of your friends offers you a drink containing alcohol. What would you say or do?	51
105	How often do you attend religious services or activities?	51
106	I think sometimes it's okay to cheat at school.	52
107	It is important to think before you act.	52
108	Sometimes I think that life is not worth it.	52
109	At times I think I am no good at all.	53
110	All in all, I am inclined to think that I am a failure.	53
111	In the past year, have you felt depressed or sad MOST days, even if you felt okay sometimes?	53
112	It is all right to beat up people if they start the fight.	54
113	I think it is okay to take something without asking if you can get away with it.	54
114	Where do you get the most information about living a drug and alcohol free life? Parents/guardians	54
115	Where do you get the most information about living a drug and alcohol free life? Friends	55

116	Where do you get the most information about living a drug and alcohol free life? Family members	55
117	Where do you get the most information about living a drug and alcohol free life? School	55
118	Where do you get the most information about living a drug and alcohol free life? Internet	56
119	Where do you get the most information about living a drug and alcohol free life? TV	56
120	Where do you get the most information about living a drug and alcohol free life? Social media	56
121	How much do you think people risk harming themselves (physically or in other ways) if they: smoked one or more packs of cigarettes per day?	57
122	How much do you think people risk harming themselves (physically or in other ways) if they: try marijuana once or twice?	57
123	How much do you think people risk harming themselves (physically or in other ways) if they: smoke marijuana once or twice a week?	57
124	How much do you think people risk harming themselves (physically or in other ways) if they: take one or two drinks of an alcoholic beverage (beer, wine, liquor) nearly every day?	58
125	How much do you think people risk harming themselves (physically or in other ways) if they: have five or more drinks of an alcoholic beverage once or twice each weekend?	58
126	How much do you think people risk harming themselves (physically or in other ways) if they: use prescription drugs that are not prescribed to them?	58
127	How much do you think people risk harming themselves (physically or in other ways) if they: use non-prescription drugs to get high?	59
128	Have you ever used smokeless tobacco (chew, snuff, plug, dipping tobacco, or chewing tobacco)?	59
129	How often have you taken smokeless tobacco during the past 30 days?	59
130	Have you ever smoked cigarettes?	60
131	How frequently have you smoked cigarettes during the past 30 days?	60
132	Which statement best describes rules about smoking inside your home?	60
133	Which statement best describes rules about smoking in your family cars?	61
134	During this school year, were you taught in any of your classes about the dangers of tobacco use?	61
135	During the past 12 months, have you participated in any community activities to discourage people your age from using cigarettes, chewing tobacco, snuff, dip or cigars?	61
136	Think back over the last two weeks. How many times have you had five or more alcoholic drinks in a row?	62

137	During the past 30 days, how many times did you ride in a car or other vehicle driven by someone who had been drinking alcohol or using drugs to get high?	62
138	During the past 30 days, how many times did you drive a car or other vehicle when you had been drinking alcohol or using drugs to get high?	62
139	If you drank alcohol (not just a sip or taste) in the past year, how did you usually get it?	63
140	If you drank alcohol (not just a sip or taste) in the past year, where did you usually drink it?	63
141	How do you feel about someone your age having one or two drinks of an alcoholic beverage nearly every day?	64
142	On how many occasions have you had alcoholic beverages (beer, wine or hard liquor) to drink in your lifetime - more than just a few sips?	64
143	On how many occasions have you drunk one of more drinks of an alcoholic beverage during the past 30 days?	64
144	On how many occasions have you used marijuana (grass, pot) or hashish (hash, hash oil) in your lifetime?	65
145	On how many occasions have you used marijuana (grass, pot) or hashish (hash, hash oil) during the past 30 days?	65
146	On how many occasions have you used LSD or other psychedelics in your lifetime?	65
147	On how many occasions have you used LSD or other psychedelics during the past 30 days?	66
148	On how many occasions have you used cocaine or crack in your lifetime?	66
149	On how many occasions have you used cocaine or crack during the past 30 days?	66
150	On how many occasions have you sniffed glue, breathed the contents of an aerosol spray can, or inhaled other gases or sprays, in order to get high in your lifetime?	67
151	On how many occasions have you sniffed glue, breathed the contents of an aerosol spray can, or inhaled other gases or sprays, in order to get high during the past 30 days?	67
152	On how many occasions have you used Daztrex in your lifetime?	68
153	On how many occasions have you used Daztrex during the past 30 days?	68
154	On how many occasions have you used synthetic marijuana in your lifetime?	68
155	On how many occasions have you used synthetic marijuana during the past 30 days?	69
156	On how many occasions have you used methamphetamines (meth, speed, crank, crystal meth) in your lifetime?	69

157	On how many occasions have you used methamphetamines (meth, speed, crank, crystal meth) in the past 30 days?	69
158	On how many occasions have you used other chemical products (bath salts, plant food, etc.) in your lifetime?	70
159	On how many occasions have you used other chemical products (bath salts, plant food, etc.) during the past 30 days?	70
160	On how many occasions have you used heroin or other opiates in your lifetime?	70
161	On how many occasions have you used heroin or other opiates during the past 30 days?	71
162	On how many occasions have you used MDMA ('X', 'E', or ecstasy) in your lifetime?	71
163	On how many occasions have you used MDMA ('X', 'E', or ecstasy) during the past 30 days?	71
164	On how many occasions have you taken prescription drugs (such as Valium, Xanax, Ritalin, Adderall, OxyContin, Darvocet, or sleeping pills) not prescribed to you in your lifetime?	72
165	On how many occasions have you taken prescription drugs (such as Valium, Xanax, Ritalin, Adderall, OxyContin, Darvocet, or sleeping pills) not prescribed to you during the past 30 days?	72
166	On how many occasions have you taken non-prescription medicines such as diet pills (for example, Dietac, Dexatrim or Prolamine), stay-awake pills (for example No-Doz, Vivarin, or Wake), or cough or cold medicines (robos, DXM, etc.) to get high in your lifetime?	73
167	On how many occasions have you taken non-prescription medicines such as diet pills (for example, Dietac, Dexatrim or Prolamine), stay-awake pills (for example No-Doz, Vivarin, or Wake), or cough or cold medicines (robos, DXM, etc.) to get high during the past 30 days?	73
168	On how many occasions have you been drunk or very high from drinking alcoholic beverages during the past 30 days?	74
169	On how many occasions have you drunk flavored alcoholic beverages, sometimes called 'alcopops' (like Mike's Hard Lemonade, Smirnoff Ice, Bacardi Breezers, etc.) in your lifetime?	74
170	On how many occasions have you drunk flavored alcoholic beverages, sometimes called 'alcopops' (like Mike's Hard Lemonade, Smirnoff Ice, Bacardi Breezers, etc.) during the past 30 days?	75
171	If you used prescription drugs or over the counter drugs without a doctor telling you to use it or for the purpose of getting high, where did you get these drugs?	75
172	During the last month, about how many marijuana cigarettes, or the equivalent, did you smoke a day, on the average?	76
173	How wrong do your friends feel it would be for YOU to: drink alcohol?	76
174	How wrong do your friends feel it would be for YOU to: smoke tobacco?	76

175	How wrong do your friends feel it would be for YOU to: smoke marijuana?	77
176	How wrong do your friends feel it would be for YOU to: use prescription drugs not prescribed to you	77
177	How wrong would most adults (over 21) in your neighborhood think it is for kids your age: to use marijuana?	77
178	How wrong would most adults (over 21) in your neighborhood think it is for kids your age: to drink alcohol?	78
179	How wrong would most adults (over 21) in your neighborhood think it is for kids your age: to smoke cigarettes?	78
180	How much do each of the following statements describe your neighborhood? crime and/or drug selling	78
181	How much do each of the following statements describe your neighborhood? fights	79
182	How much do each of the following statements describe your neighborhood? lots of empty or abandoned buildings	79
183	How much do each of the following statements describe your neighborhood? lots of graffiti	79
184	I feel safe in my neighborhood.	80
185	If a kid smoked marijuana in your neighborhood would he or she be caught by the police?	80
186	If a kid drank some beer, wine or hard liquor (for example, vodka, whiskey, or gin) in your neighborhood would he or she be caught by the police?	80
187	If a kid carried a handgun in your neighborhood would he or she be caught by the police?	81
188	If you wanted to get some cigarettes, how easy would it be for you to get some?	81
189	If you wanted to get some beer, wine or hard liquor (for example, vodka, whiskey, or gin), how easy would it be for you to get some?	81
190	If you wanted to get a drug like cocaine, LSD, or amphetamines, how easy would it be for you to get some?	82
191	If you wanted to get a handgun, how easy would it be for you to get one?	82
192	If you wanted to get some marijuana, how easy would it be for you to get some?	82
193	If you wanted to get prescription drugs for the purpose of getting high, how easy would it be for you to get some?	83
194	If you wanted to get synthetic marijuana such as K2 or chemical products such as bath salts to get high, how easy would it be for you to get some?	83
195	If you wanted to get steroids to enhance athletic performance, how easy would it be for you to get some?	83

196	During the past 12 months, have you participated in any alcohol prevention programs or seen any alcohol prevention messages in your school or community? Yes, a school-based program focused on preventing underage drinking and/or drinking and driving. . . .	84
197	During the past 12 months, have you participated in any alcohol prevention programs or seen any alcohol prevention messages in your school or community? Yes, a community-based program focused on preventing underage drinking and/or drinking and driving (for example, through your church or temple or through youth groups like Boys and Girls Club or 4-H). . . .	84
198	During the past 12 months, have you participated in any alcohol prevention programs or seen any alcohol prevention messages in your school or community? Yes, a media campaign addressing underage drinking and/or drinking and driving (for example, newspaper ads, posters, pamphlets, radio, TV). . . .	84
199	During the past 12 months, have you participated in any alcohol prevention programs or seen any alcohol prevention messages in your school or community? No	84
200	How wrong do your parents feel it would be for YOU to: drink beer, wine or hard liquor (for example, vodka, whiskey or gin) regularly? .	85
201	How wrong do your parents feel it would be for YOU to: smoke tobacco?	85
202	How wrong do your parents feel it would be for YOU to: smoke marijuana?	85
203	How wrong do your parents feel it would be for YOU to: use prescription drugs not prescribed to you?	86
204	How wrong do your parents feel it would be for YOU to: steal something worth more than \$5?	86
205	How wrong do your parents feel it would be for YOU to: draw graffiti, write things, or draw pictures on buildings or other property (without the owner's permission)?	86
206	How wrong do your parents feel it would be for YOU to: pick a fight with someone?	87
207	During the past 12 months, have you talked with at least one of your parents about the dangers of underage drinking and/or drinking and driving? By parents, we mean either your biological parents, adoptive parents, stepparents, or adult guardians - whether or not they live with you. . . .	87
208	The rules in my family are clear. . . .	87
209	People in my family often insult or yell at each other. . . .	88
210	When I am not at home, one of my parents knows where I am and who I am with. . . .	88
211	We argue about the same things in my family over and over. . . .	88

212	If you drank some beer or wine or liquor (for example, vodka, whiskey, or gin) without your parents' permission, would you be caught by your parents?	89
213	My family has clear rules about alcohol and drug use. . . .	89
214	If you carried a handgun without your parents' permission, would you be caught by your parents?	89
215	If you skipped school would you be caught by your parents?	90
216	My parents ask if I've gotten my homework done. . . .	90
217	People in my family have serious arguments. . . .	90
218	Would your parents know if you did not come home on time?	91
219	Have any of your brothers or sisters ever: drunk beer, wine or hard liquor (for example, vodka, whiskey or gin)?	91
220	Have any of your brothers or sisters ever: smoked marijuana?	91
221	Have any of your brothers or sisters ever: smoked cigarettes?	91
222	Have any of your brothers or sisters ever: taken a handgun to school? .	92
223	Have any of your brothers or sisters ever: been suspended or expelled from school?	92
224	Have you changed homes in the past year (the last 12 months)? . .	92
225	How many times have you changed homes since kindergarten? . . .	92
226	Have you changed schools (including changing from elementary to middle and middle to high school) in the past year?	93
227	How many times have you changed schools since kindergarten (including changing from elementary to middle and middle to high school)?	93
228	Has anyone in your family ever had severe alcohol or drug problems? .	93
229	About how many adults (over 21) have you known personally who in the past year have: used marijuana, crack, cocaine, or other drugs? .	94
230	About how many adults (over 21) have you known personally who in the past year have: sold or dealt drugs?	94
231	About how many adults (over 21) have you known personally who in the past year have: done other things that could get them in trouble with the police, like stealing, selling stolen goods, mugging or assaulting others, etc.?	94
232	About how many adults (over 21) have you known personally who in the past year have: gotten drunk or high?	95
233	Have you seen or heard information about underage drinking in the past 12 months from the following sources? Radio	95
234	Have you seen or heard information about underage drinking in the past 12 months from the following sources? TV. . . .	95
235	Have you seen or heard information about underage drinking in the past 12 months from the following sources? Print. This includes information on underage drinking you may have seen in the newspaper, on a billboard, in pamphlets, on stickers, etc. . . .	95

236	Have you seen or heard information about underage drinking in the past 12 months from the following sources? Website or social media? (Facebook, Myspace, website, etc.)	96
237	The next questions ask about your opinions of the information you saw or heard. If you have seen or heard more than one ad, please think about your favorite ad when answering these questions. The information about underage drinking that I saw or heard was convincing.	96
238	The next questions ask about your opinions of the information you saw or heard. If you have seen or heard more than one ad, please think about your favorite ad when answering these questions. The information about underage drinking that I saw or heard grabbed my attention.	96
239	The next questions ask about your opinions of the information you saw or heard. If you have seen or heard more than one ad, please think about your favorite ad when answering these questions. The information about underage drinking that I saw or heard said something important to me.	97
240	The next questions ask about your opinions of the information you saw or heard. If you have seen or heard more than one ad, please think about your favorite ad when answering these questions. Seeing or hearing this information about underage drinking made me want to stop or decrease my drinking.	97
241	How honest were you in filling out this survey?	97

List of Figures

1	Grade Chart	11
2	Gender Chart	12
3	Age Chart	13
4	Ethnic Origin Chart	14

1 INTRODUCTION

This report was generated from data collected on the *2013 Arkansas Prevention Needs Assessment Student Survey*. This report contains basic frequency tables of all data collected and graphs on the selected demographic variables of grade, gender, age and ethnic origin. The graph on ethnic origin is represented as a bar chart rather than as a pie chart. This is because students were allowed to mark more than one response for ethnic origin as opposed to being allowed to mark only one response. The bars represent the percent of students who marked each of the ethnic categories.

Questions regarding the information found in this report can be directed to:

Pride Surveys

160 Vanderbilt Court
Bowling Green, KY 42103
1-800-279-6361
www.pridesurveys.com

Grade Chart

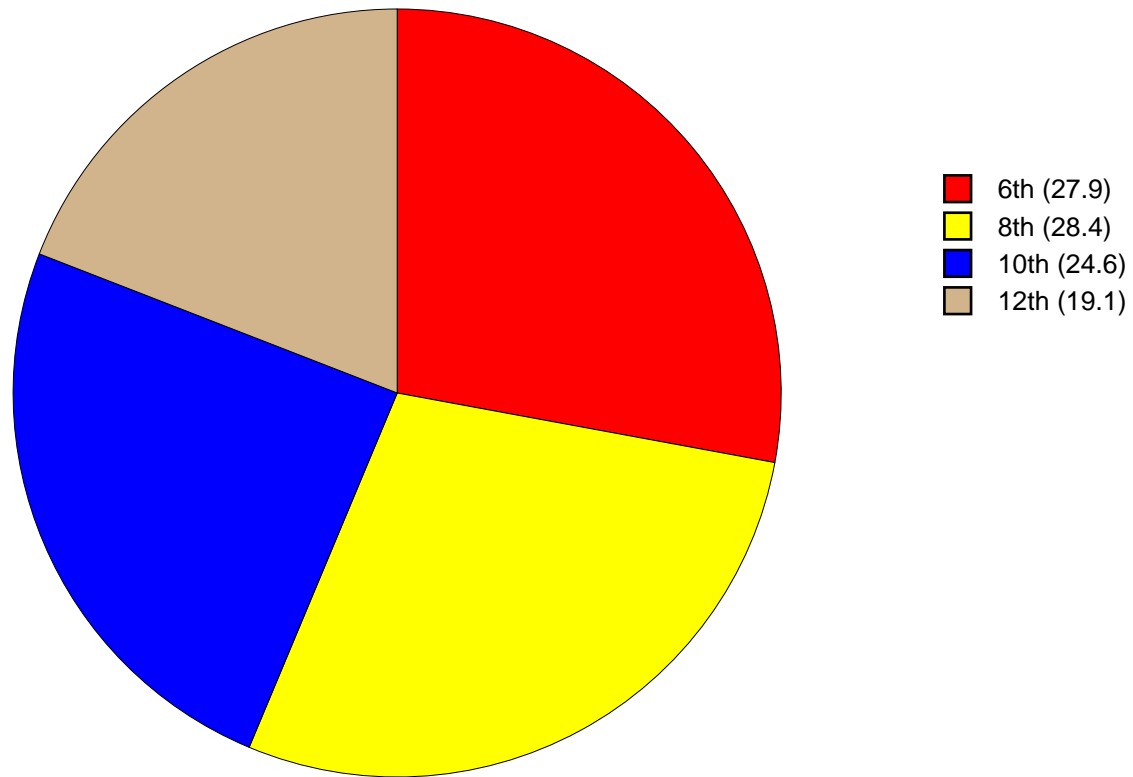


Figure 1: Grade Chart

Gender Chart

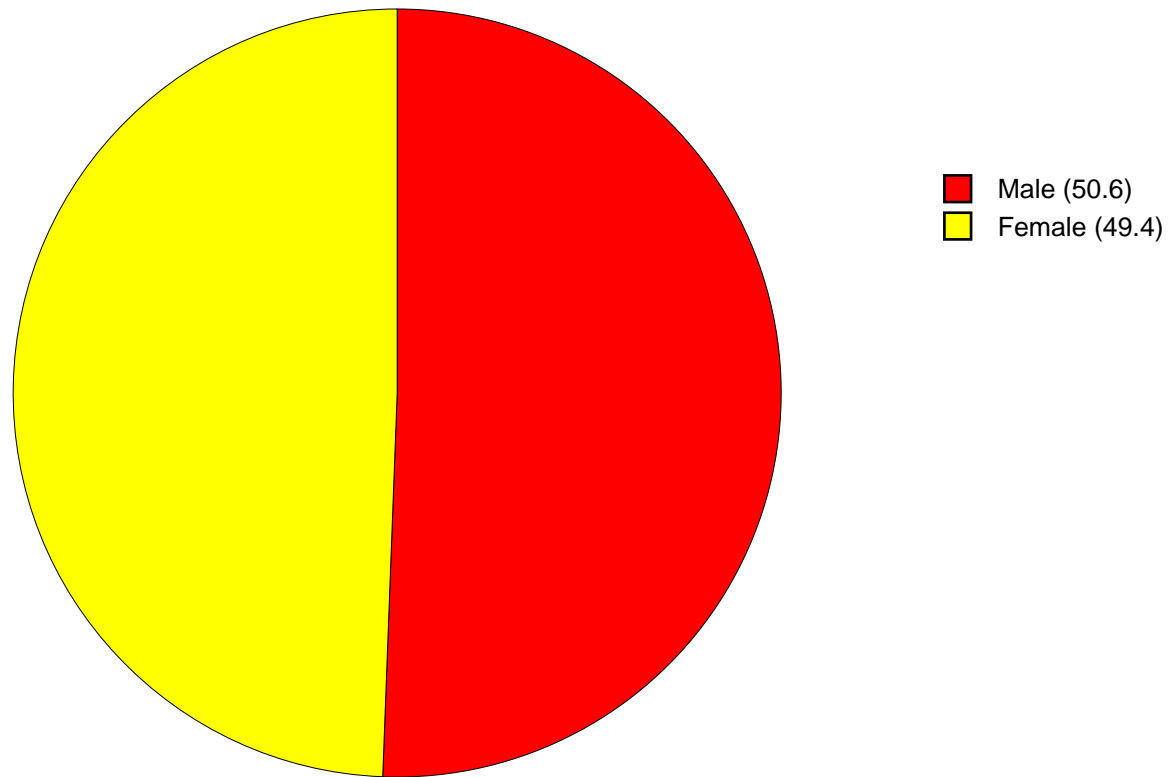


Figure 2: Gender Chart

Age Chart

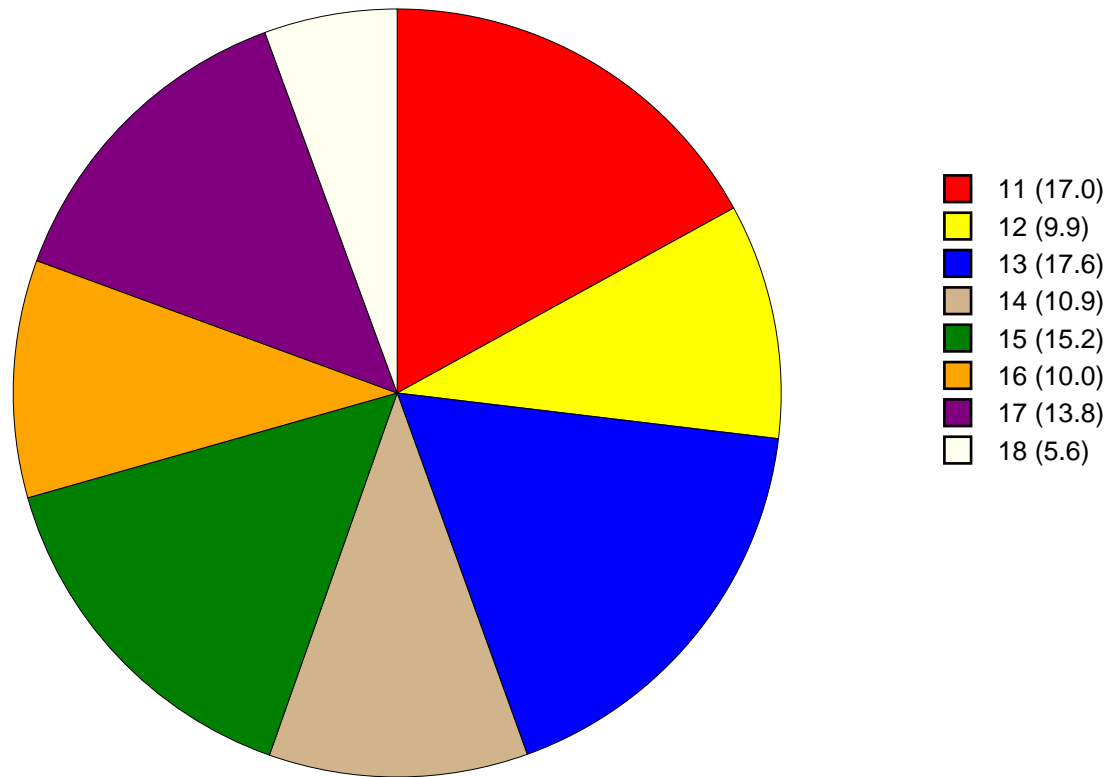


Figure 3: Age Chart

Ethnic Origin Chart

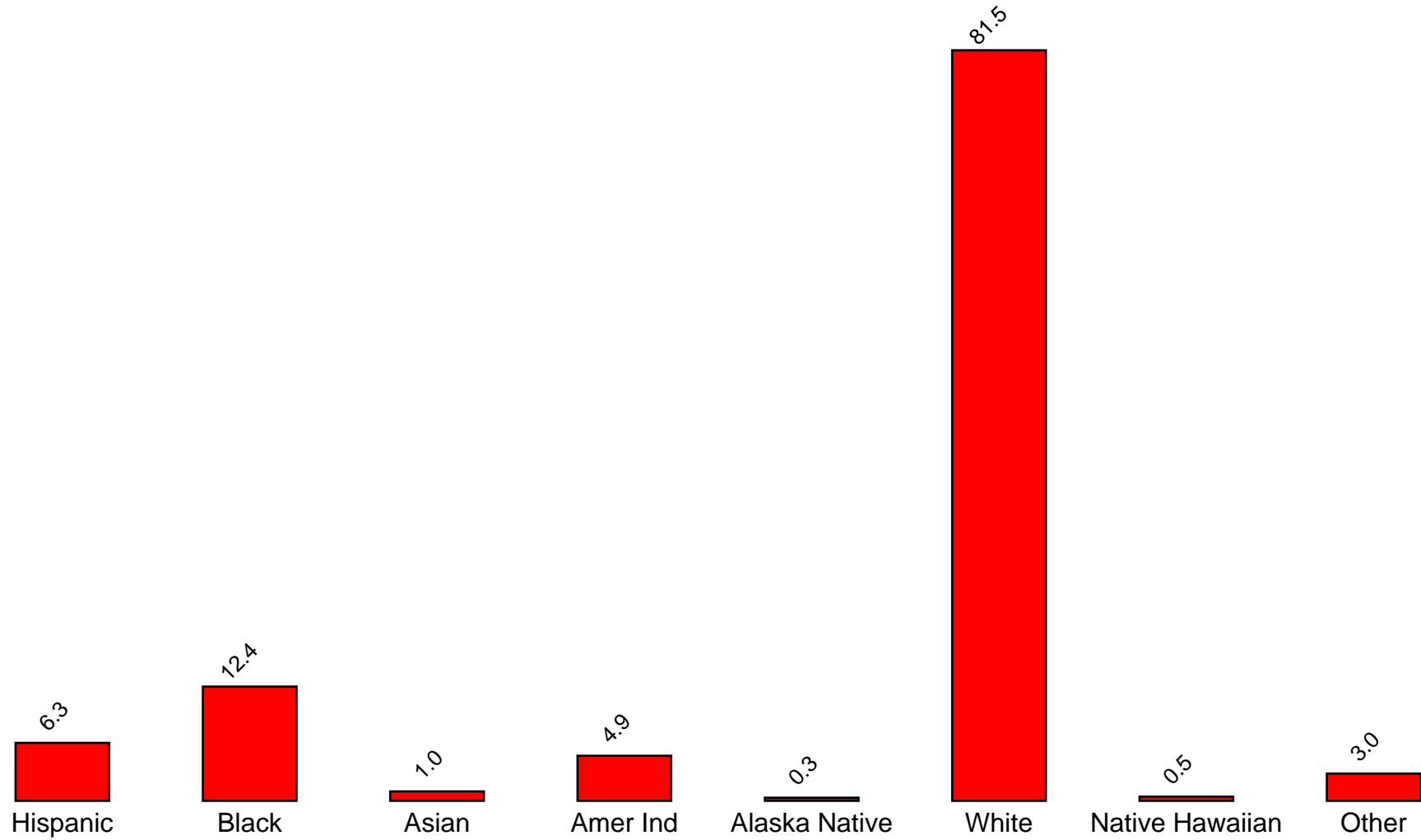


Figure 4: Ethnic Origin Chart

2 PERCENTAGE TABLES

The following tables contain frequency distribution detailing how your students responded to each question on the survey. The tables appear in the same order as the questions on the survey. The tables include breakdowns by grade level as well as overall percentages. The *N of Valid* row is a frequency count of the number of valid responses to each question for each grade and overall. The *N of Miss* row is a frequency count of the number of invalid(marked more than one response) or missing (i.e. did not respond) responses to each question for each grade and overall.

For the questions that allowed more than one response (i.e. race, live with, etc.) each response becomes a separate table. If a student did not mark the response, that was counted as a NO response, and if they did mark the response, that was counted as a YES response. Since a non response is a valid response for these questions, the *N of Miss* will always be zero for these questions.

Table 1: Sex



Response	6	8	10	12	Total	
Male	51.6	50.4	50.5	49.4	50.6	
Female	48.4	49.6	49.5	50.6	49.4	
N of Valid	244	250	216	168	878	
N of Miss	1	0	0	0	1	

Table 2: Age









Response	6	8	10	12	Total	
10 or younger	0.0	0.0	0.0	0.0	0.0	
11	60.8	0.0	0.0	0.0	17.0	
12	35.1	0.4	0.0	0.0	9.9	
13	4.1	57.6	0.0	0.0	17.6	
14	0.0	38.0	0.5	0.0	10.9	
15	0.0	4.0	56.9	0.0	15.2	
16	0.0	0.0	40.7	0.0	10.0	
17	0.0	0.0	1.9	70.5	13.8	
18	0.0	0.0	0.0	29.5	5.6	
19 or older	0.0	0.0	0.0	0.0	0.0	
N of Valid	245	250	216	166	877	
N of Miss	0	0	0	2	2	

Table 3: Are you Hispanic or Latino?



Response	6	8	10	12	Total	
No	94.1	91.9	93.8	95.8	93.7	
Yes	5.9	8.1	6.2	4.2	6.3	
N of Valid	204	246	211	166	827	
N of Miss	41	4	5	2	52	

Table 4: What is your race? Black or African American



Response	6	8	10	12	Total	
No	90.6	88.8	85.2	84.5	87.6	
Yes	9.4	11.2	14.8	15.5	12.4	
N of Valid	245	250	216	168	879	
N of Miss	0	0	0	0	0	

Table 5: What is your race? Asian



Response	6	8	10	12	Total	
No	99.2	99.6	98.1	98.8	99.0	
Yes	0.8	0.4	1.9	1.2	1.0	
N of Valid	245	250	216	168	879	
N of Miss	0	0	0	0	0	

Table 6: What is your race? American Indian



Response	6	8	10	12	Total	
No	93.9	96.0	94.4	96.4	95.1	
Yes	6.1	4.0	5.6	3.6	4.9	
N of Valid	245	250	216	168	879	
N of Miss	0	0	0	0	0	

Table 7: What is your race? Alaska Native



Response	6	8	10	12	Total	
No	100.0	100.0	99.5	98.8	99.7	
Yes	0.0	0.0	0.5	1.2	0.3	
N of Valid	245	250	216	168	879	
N of Miss	0	0	0	0	0	

Table 8: What is your race? White



Response	6	8	10	12	Total	
No	20.0	18.0	15.3	21.4	18.5	
Yes	80.0	82.0	84.7	78.6	81.5	
N of Valid	245	250	216	168	879	
N of Miss	0	0	0	0	0	

Table 9: What is your race? Native Hawaiian or Other Pacific Islander



Response	6	8	10	12	Total	
No	99.2	100.0	99.1	100.0	99.5	
Yes	0.8	0.0	0.9	0.0	0.5	
N of Valid	245	250	216	168	879	
N of Miss	0	0	0	0	0	

Table 10: What is your race? Other



Response	6	8	10	12	Total	
No	95.1	97.2	97.7	98.8	97.0	
Yes	4.9	2.8	2.3	1.2	3.0	
N of Valid	245	250	216	168	879	
N of Miss	0	0	0	0	0	

Table 11: What is the highest level of schooling completed by your mother or father?









Response	6	8	10	12	Total	
Completed grade school or less	1.8	1.2	3.4	0.6	1.8	
Some high school	5.3	7.9	11.1	13.8	9.1	
Completed high school	19.3	17.8	25.1	28.1	22.0	
Some college	8.8	15.3	18.4	19.8	15.2	
Completed college	16.2	19.4	20.3	22.8	19.4	
Graduate or professional school after college	8.3	6.6	2.4	7.8	6.3	
Don't know	39.0	29.8	15.9	5.4	24.1	
Does not apply	1.3	2.1	3.4	1.8	2.1	
N of Valid	228	242	207	167	844	
N of Miss	17	8	9	1	35	

Table 12: Think of where you live most of the time. Which of the following people live there with you? Mother



Response	6	8	10	12	Total	
No	13.9	20.8	20.8	15.5	17.9	
Yes	86.1	79.2	79.2	84.5	82.1	
N of Valid	245	250	216	168	879	
N of Miss	0	0	0	0	0	

Table 13: Think of where you live most of the time. Which of the following people live there with you? Stepmother



Response	6	8	10	12	Total	
No	96.3	93.2	94.9	94.0	94.7	
Yes	3.7	6.8	5.1	6.0	5.3	
N of Valid	245	250	216	168	879	
N of Miss	0	0	0	0	0	

Table 14: Think of where you live most of the time. Which of the following people live there with you? Foster Mother



Response	6	8	10	12	Total	
No	99.2	99.2	99.5	100.0	99.4	
Yes	0.8	0.8	0.5	0.0	0.6	
N of Valid	245	250	216	168	879	
N of Miss	0	0	0	0	0	

Table 15: Think of where you live most of the time. Which of the following people live there with you? Grandmother



Response	6	8	10	12	Total	
No	87.3	84.4	87.0	91.7	87.3	
Yes	12.7	15.6	13.0	8.3	12.7	
N of Valid	245	250	216	168	879	
N of Miss	0	0	0	0	0	

Table 16: Think of where you live most of the time. Which of the following people live there with you? Aunt



Response	6	8	10	12	Total	
No	93.9	95.6	94.9	98.8	95.6	
Yes	6.1	4.4	5.1	1.2	4.4	
N of Valid	245	250	216	168	879	
N of Miss	0	0	0	0	0	

Table 17: Think of where you live most of the time. Which of the following people live there with you? Father



Response	6	8	10	12	Total	
No	42.9	54.4	50.0	46.4	48.6	
Yes	57.1	45.6	50.0	53.6	51.4	
N of Valid	245	250	216	168	879	
N of Miss	0	0	0	0	0	

Table 18: Think of where you live most of the time. Which of the following people live there with you? Stepfather



Response	6	8	10	12	Total	
No	86.5	77.6	81.5	85.7	82.6	
Yes	13.5	22.4	18.5	14.3	17.4	
N of Valid	245	250	216	168	879	
N of Miss	0	0	0	0	0	

Table 19: Think of where you live most of the time. Which of the following people live there with you? Foster Father



Response	6	8	10	12	Total	
No	99.2	99.2	99.5	100.0	99.4	
Yes	0.8	0.8	0.5	0.0	0.6	
N of Valid	245	250	216	168	879	
N of Miss	0	0	0	0	0	

Table 20: Think of where you live most of the time. Which of the following people live there with you? Grandfather



Response	6	8	10	12	Total	
No	91.4	94.0	93.1	97.0	93.6	
Yes	8.6	6.0	6.9	3.0	6.4	
N of Valid	245	250	216	168	879	
N of Miss	0	0	0	0	0	

Table 21: Think of where you live most of the time. Which of the following people live there with you? Uncle



Response	6	8	10	12	Total	
No	93.9	94.4	95.4	99.4	95.4	
Yes	6.1	5.6	4.6	0.6	4.6	
N of Valid	245	250	216	168	879	
N of Miss	0	0	0	0	0	

Table 22: Think of where you live most of the time. Which of the following people live there with you? Other Adults

Response	6	8	10	12	Total	
No	99.2	96.8	97.7	97.6	97.8	
Yes	0.8	3.2	2.3	2.4	2.2	
N of Valid	245	250	216	168	879	
N of Miss	0	0	0	0	0	

Table 23: Think of where you live most of the time. Which of the following people live there with you? Brother(s)

Response	6	8	10	12	Total	
No	53.9	58.8	64.8	63.7	59.8	
Yes	46.1	41.2	35.2	36.3	40.2	
N of Valid	245	250	216	168	879	
N of Miss	0	0	0	0	0	

Table 24: Think of where you live most of the time. Which of the following people live there with you? Stepbrother(s)

Response	6	8	10	12	Total	
No	94.7	94.4	97.2	97.0	95.7	
Yes	5.3	5.6	2.8	3.0	4.3	
N of Valid	245	250	216	168	879	
N of Miss	0	0	0	0	0	

Table 25: Think of where you live most of the time. Which of the following people live there with you? Sister(s)

Response	6	8	10	12	Total	
No	58.0	64.4	68.1	75.0	65.5	
Yes	42.0	35.6	31.9	25.0	34.5	
N of Valid	245	250	216	168	879	
N of Miss	0	0	0	0	0	

Table 26: Think of where you live most of the time. Which of the following people live there with you? Stepsister(s)

Response	6	8	10	12	Total	
No	94.7	93.6	95.8	98.2	95.3	
Yes	5.3	6.4	4.2	1.8	4.7	
N of Valid	245	250	216	168	879	
N of Miss	0	0	0	0	0	

Table 27: Think of where you live most of the time. Which of the following people live there with you? Other Children

Response	6	8	10	12	Total	
No	95.1	94.8	91.2	95.8	94.2	
Yes	4.9	5.2	8.8	4.2	5.8	
N of Valid	245	250	216	168	879	
N of Miss	0	0	0	0	0	

Table 28: In my school, students have lots of chances to help decide things like class activities and rules.

Response	6	8	10	12	Total	
NO!	17.2	15.0	16.4	15.1	16.0	
no	40.9	39.4	27.5	25.9	34.3	
yes	36.2	42.3	48.8	48.8	43.5	
YES!	5.6	3.3	7.2	10.2	6.2	
N of Valid	232	246	207	166	851	
N of Miss	13	4	9	2	28	

Table 29: Teachers ask me to work on special classroom projects.

Response	6	8	10	12	Total	
NO!	12.2	10.1	6.3	7.2	9.2	
no	36.3	51.2	37.4	43.1	42.2	
yes	40.1	33.9	42.7	38.9	38.7	
YES!	11.4	4.8	13.6	10.8	9.9	
N of Valid	237	248	206	167	858	
N of Miss	8	2	10	1	21	

Table 30: My teacher(s) notices when I am doing a good job and lets me know about it.

Response	6	8	10	12	Total
NO!	4.5	7.3	10.8	7.3	7.4
no	10.3	19.1	17.6	21.8	16.8
yes	49.2	50.0	51.0	53.3	50.6
YES!	36.0	23.6	20.6	17.6	25.2
N of Valid	242	246	204	165	857
N of Miss	3	4	12	3	22

Table 31: There are lots of chances for students in my school to get involved in sports, clubs, and other school activities outside of class.

Response	6	8	10	12	Total
NO!	4.6	2.0	3.9	1.8	3.1
no	8.8	6.9	3.4	7.2	6.6
yes	39.6	41.9	37.2	48.8	41.5
YES!	47.1	49.2	55.6	42.2	48.8
N of Valid	240	248	207	166	861
N of Miss	5	2	9	2	18

Table 32: There are lots of chances for students in my school to talk with a teacher one-on-one.

Response	6	8	10	12	Total
NO!	3.4	4.5	5.8	3.6	4.3
no	13.1	22.3	22.8	21.1	19.6
yes	54.0	51.4	48.1	57.8	52.6
YES!	29.5	21.9	23.3	17.5	23.5
N of Valid	237	247	206	166	856
N of Miss	8	3	10	2	23

Table 33: I feel safe at my school.

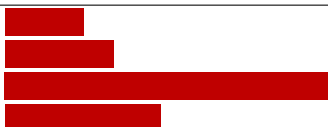
Response	6	8	10	12	Total	
NO!	8.0	8.1	15.0	11.4	10.4	
no	11.4	14.2	18.0	19.9	15.4	
yes	41.4	59.9	50.5	52.4	51.1	
YES!	39.2	17.8	16.5	16.3	23.1	
N of Valid	237	247	206	166	856	
N of Miss	8	3	10	2	23	

Table 34: The school lets my parents know when I have done something well.


Response	6	8	10	12	Total	
NO!	10.4	15.1	14.1	19.4	14.4	
no	27.5	40.4	33.2	45.5	36.0	
yes	45.4	36.3	41.5	23.6	37.7	
YES!	16.7	8.2	11.2	11.5	11.9	
N of Valid	240	245	205	165	855	
N of Miss	5	5	11	3	24	

Table 35: My teachers praise me when I work hard in school.

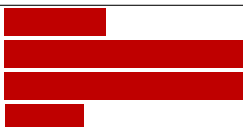
Response	6	8	10	12	Total	
NO!	13.2	16.5	12.2	14.5	14.2	
no	27.8	47.5	36.6	38.8	37.7	
yes	42.7	29.3	40.5	39.4	37.7	
YES!	16.2	6.6	10.7	7.3	10.4	
N of Valid	234	242	205	165	846	
N of Miss	11	8	11	3	33	

Table 36: Are your school grades better than the grades of most students in your class?





Response	6	8	10	12	Total	
NO!	8.4	7.3	12.7	3.0	8.1	
no	27.4	28.2	27.8	21.4	26.5	
yes	49.8	46.5	43.9	51.8	47.8	
YES!	14.3	18.0	15.6	23.8	17.5	
N of Valid	237	245	205	168	855	
N of Miss	8	5	11	0	24	

Table 37: I have lots of chances to be part of class discussions or activities.





Response	6	8	10	12	Total	
NO!	6.7	3.2	4.9	1.8	4.3	
no	14.6	22.6	15.5	18.0	17.8	
yes	48.5	52.4	62.6	59.9	55.2	
YES!	30.1	21.8	17.0	20.4	22.7	
N of Valid	239	248	206	167	860	
N of Miss	6	2	10	1	19	

Table 38: Now thinking back over the past year in school, how often did you: enjoy being in school?






Response	6	8	10	12	Total	
Never	9.9	10.5	10.0	11.4	10.4	
Seldom	7.9	10.1	16.3	18.1	12.5	
Sometimes	39.3	45.2	38.8	42.2	41.4	
Often	21.1	22.6	23.4	19.9	21.8	
Almost always	21.9	11.7	11.5	8.4	13.9	
N of Valid	242	248	209	166	865	
N of Miss	3	2	7	2	14	

Table 39: Now thinking back over the past year in school, how often did you: hate being in school?






Response	6	8	10	12	Total	
Never	19.8	6.5	6.7	9.6	10.9	
Seldom	21.1	24.4	28.6	16.9	23.0	
Sometimes	34.7	36.6	27.1	37.3	33.9	
Often	14.9	20.7	21.9	22.9	19.8	
Almost always	9.5	11.8	15.7	13.3	12.4	
N of Valid	242	246	210	166	864	
N of Miss	3	4	6	2	15	

Table 40: Now thinking back over the past year in school, how often did you: try to do your best work in school?






Response	6	8	10	12	Total	
Never	0.4	0.8	1.4	1.2	0.9	
Seldom	0.4	1.2	2.9	3.6	1.9	
Sometimes	2.9	10.5	11.5	18.2	10.1	
Often	19.9	25.4	25.5	33.3	25.4	
Almost always	76.3	62.1	58.7	43.6	61.7	
N of Valid	241	248	208	165	862	
N of Miss	4	2	8	3	17	

Table 41: How often do you feel that the school work you are assigned is meaningful and important?






Response	6	8	10	12	Total	
Never	4.2	4.9	8.7	7.2	6.1	
Seldom	7.1	15.9	14.4	27.1	15.3	
Sometimes	23.8	28.6	42.3	41.6	33.1	
Often	25.1	29.0	22.1	18.7	24.2	
Almost always	39.7	21.6	12.5	5.4	21.3	
N of Valid	239	245	208	166	858	
N of Miss	6	5	8	2	21	

Table 42: Putting them all together, what were your grades like last year?

Response	6	8	10	12	Total	
Mostly F's	2.2	1.3	1.4	0.0	1.3	
Mostly D's	1.8	3.8	2.9	4.2	3.1	
Mostly C's	10.1	10.5	26.6	18.5	15.9	
Mostly B's	43.4	45.8	43.0	38.1	42.9	
Mostly A's	42.5	38.7	26.1	39.3	36.7	
N of Valid	228	238	207	168	841	
N of Miss	17	12	9	0	38	

Table 43: How important do you think the things you are learning in school are going to be for your later life?

Response	6	8	10	12	Total	
Very important	58.3	38.2	20.7	10.2	34.2	
Quite important	21.1	25.2	24.0	22.9	23.3	
Fairly important	14.5	23.6	28.4	28.3	23.1	
Slightly important	4.1	11.0	19.2	32.5	15.2	
Not at all important	2.1	2.0	7.7	6.0	4.2	
N of Valid	242	246	208	166	862	
N of Miss	3	4	8	2	17	

Table 44: How interesting are most of your courses to you?

Response	6	8	10	12	Total	
Very interesting and stimulating	21.3	7.3	7.2	6.6	11.0	
Quite interesting	37.4	24.8	27.1	19.9	27.9	
Fairly interesting	28.9	40.2	39.6	38.6	36.7	
Slightly dull	7.7	19.5	18.4	25.3	17.1	
Very dull	4.7	8.1	7.7	9.6	7.4	
N of Valid	235	246	207	166	854	
N of Miss	10	4	9	2	25	

Table 45: During the LAST FOUR WEEKS how many whole days of school have you missed because you skipped or 'cut'?








Response	6	8	10	12	Total	
None	72.1	75.2	72.6	59.8	70.7	
1	10.4	10.6	12.0	14.6	11.7	
2	7.1	7.3	7.2	11.6	8.0	
3	4.6	4.1	2.9	4.3	4.0	
04/05/13	4.2	2.4	2.4	3.7	3.1	
06/10/13	1.7	0.0	2.4	3.7	1.7	
11 or more	0.0	0.4	0.5	2.4	0.7	
N of Valid	240	246	208	164	858	
N of Miss	5	4	8	4	21	

Table 46: What are the chances you would be seen as cool if you: smoked cigarettes?






Response	6	8	10	12	Total	
No or very little chance	91.2	75.3	69.6	55.7	74.5	
Little chance	5.9	11.5	14.5	13.8	11.1	
Some chance	1.7	9.5	8.2	16.8	8.4	
Pretty good chance	1.3	2.9	4.3	10.2	4.2	
Very good chance	0.0	0.8	3.4	3.6	1.8	
N of Valid	238	243	207	167	855	
N of Miss	7	7	9	1	24	

Table 47: What are the chances you would be seen as cool if you: worked hard at school?






Response	6	8	10	12	Total	
No or very little chance	10.4	13.6	14.6	13.3	12.9	
Little chance	8.8	14.0	14.6	19.9	13.8	
Some chance	13.8	20.2	26.7	25.3	21.0	
Pretty good chance	21.2	22.7	22.3	20.5	21.8	
Very good chance	45.8	29.3	21.8	21.1	30.6	
N of Valid	240	242	206	166	854	
N of Miss	5	8	10	2	25	

Table 48: What are the chances you would be seen as cool if you: began drinking alcoholic beverages regularly, that is, at least once or twice a month?






Response	6	8	10	12	Total	
No or very little chance	87.0	70.9	58.7	41.9	66.8	
Little chance	6.3	11.9	15.0	13.2	11.3	
Some chance	5.0	9.0	7.8	18.0	9.3	
Pretty good chance	0.8	5.3	12.1	14.4	7.5	
Very good chance	0.8	2.9	6.3	12.6	5.0	
N of Valid	239	244	206	167	856	
N of Miss	6	6	10	1	23	

Table 49: What are the chances you would be seen as cool if you: defended someone who was being verbally abused at school?






Response	6	8	10	12	Total	
No or very little chance	15.7	15.2	17.1	15.7	15.9	
Little chance	10.2	12.7	14.6	14.5	12.8	
Some chance	12.8	22.1	27.3	25.3	21.4	
Pretty good chance	16.2	25.8	22.0	25.9	22.2	
Very good chance	45.1	24.2	19.0	18.7	27.6	
N of Valid	235	244	205	166	850	
N of Miss	10	6	11	2	29	

Table 50: What are the chances you would be seen as cool if you: smoked marijuana?






Response	6	8	10	12	Total	
No or very little chance	92.8	74.2	60.7	45.5	70.5	
Little chance	3.0	6.1	13.1	12.0	8.1	
Some chance	1.7	8.2	7.8	13.8	7.4	
Pretty good chance	1.3	6.6	9.7	11.4	6.8	
Very good chance	1.3	4.9	8.7	17.4	7.3	
N of Valid	236	244	206	167	853	
N of Miss	9	6	10	1	26	

Table 51: What are the chances you would be seen as cool if you: carried a handgun?






Response	6	8	10	12	Total	
No or very little chance	88.7	79.9	79.6	67.7	79.9	
Little chance	5.4	8.6	8.7	12.6	8.5	
Some chance	1.3	6.6	5.8	7.2	5.0	
Pretty good chance	1.3	3.3	2.9	4.2	2.8	
Very good chance	3.3	1.6	2.9	8.4	3.7	
N of Valid	239	244	206	167	856	
N of Miss	6	6	10	1	23	

Table 52: Think of your four best friends (the friends you feel closest to). In the past year (12 months), how many of your best friends have: participated in clubs, organizations or activities at school?






Response	6	8	10	12	Total	
0	14.3	17.1	7.7	9.8	12.6	
1	8.0	10.6	8.7	10.4	9.4	
2	18.5	18.3	15.5	15.9	17.2	
3	15.1	12.6	13.5	12.8	13.6	
4	44.1	41.5	54.6	51.2	47.3	
N of Valid	238	246	207	164	855	
N of Miss	7	4	9	4	24	

Table 53: Think of your four best friends (the friends you feel closest to). In the past year (12 months), how many of your best friends have: smoked cigarettes?






Response	6	8	10	12	Total	
0	90.3	76.0	58.5	39.0	68.7	
1	7.1	10.2	21.3	20.7	14.0	
2	0.8	4.5	7.2	18.3	6.8	
3	0.8	6.1	3.9	7.9	4.4	
4	0.8	3.3	9.2	14.0	6.1	
N of Valid	238	246	207	164	855	
N of Miss	7	4	9	4	24	

Table 54: Think of your four best friends (the friends you feel closest to). In the past year (12 months), how many of your best friends have: tried beer, wine or hard liquor (for example, vodka, whiskey, or gin) when their parents didn't know about it?






Response	6	8	10	12	Total	
0	91.7	62.4	52.2	33.7	62.6	
1	5.0	14.0	15.9	12.7	11.7	
2	1.7	8.3	13.0	13.3	8.5	
3	0.0	8.3	5.8	9.6	5.6	
4	1.7	7.0	13.0	30.7	11.6	
N of Valid	240	242	207	166	855	
N of Miss	5	8	9	2	24	

Table 55: Think of your four best friends (the friends you feel closest to). In the past year (12 months), how many of your best friends have: made a commitment to stay drug-free?






Response	6	8	10	12	Total	
0	11.0	25.4	25.4	41.0	24.4	
1	3.8	9.4	13.7	18.7	10.7	
2	8.1	9.0	9.8	12.0	9.5	
3	8.5	14.8	13.2	7.8	11.3	
4	68.6	41.4	38.0	20.5	44.1	
N of Valid	236	244	205	166	851	
N of Miss	9	6	11	2	28	

Table 56: Think of your four best friends (the friends you feel closest to). In the past year (12 months), how many of your best friends have: used marijuana?






Response	6	8	10	12	Total	
0	97.5	78.4	64.7	41.8	73.4	
1	1.3	9.4	14.0	15.8	9.5	
2	0.8	5.3	7.7	12.7	6.1	
3	0.0	2.9	3.4	11.5	3.9	
4	0.4	4.1	10.1	18.2	7.2	
N of Valid	239	245	207	165	856	
N of Miss	6	5	9	3	23	

Table 57: Think of your four best friends (the friends you feel closest to). In the past year (12 months), how many of your best friends have: used prescription drugs or non-prescription drugs for the purposes of getting high?






Response	6	8	10	12	Total	
0	96.6	86.1	76.3	64.2	82.4	
1	2.1	8.2	14.0	14.5	9.1	
2	0.4	1.2	2.4	11.5	3.3	
3	0.0	2.5	3.4	4.8	2.5	
4	0.8	2.0	3.9	4.8	2.7	
N of Valid	237	244	207	165	853	
N of Miss	8	6	9	3	26	

Table 58: Think of your four best friends (the friends you feel closest to). In the past year (12 months), how many of your best friends have: used synthetic marijuana (K2, spice) or bath salts?






Response	6	8	10	12	Total	
0	98.7	96.3	88.8	85.5	93.1	
1	0.8	1.6	4.4	6.6	3.0	
2	0.4	1.6	2.9	4.2	2.1	
3	0.0	0.4	1.5	1.2	0.7	
4	0.0	0.0	2.4	2.4	1.1	
N of Valid	237	246	206	166	855	
N of Miss	8	4	10	2	24	

Table 59: Think of your four best friends (the friends you feel closest to). In the past year (12 months), how many of your best friends have: used LSD, cocaine, amphetamines, or other illegal drugs?






Response	6	8	10	12	Total	
0	98.3	93.9	89.9	78.2	91.1	
1	1.3	3.3	5.8	12.1	5.0	
2	0.0	0.8	1.9	3.6	1.4	
3	0.4	1.2	1.0	0.6	0.8	
4	0.0	0.8	1.4	5.5	1.6	
N of Valid	237	246	208	165	856	
N of Miss	8	4	8	3	23	

Table 60: Think of your four best friends (the friends you feel closest to). In the past year (12 months), how many of your best friends have: tried to do well in school?






Response	6	8	10	12	Total	
0	1.7	4.1	5.3	6.1	4.1	
1	2.5	7.4	2.4	5.5	4.4	
2	8.3	9.0	12.6	15.2	10.9	
3	12.9	16.8	16.4	19.4	16.1	
4	74.7	62.7	63.3	53.9	64.5	
N of Valid	241	244	207	165	857	
N of Miss	4	6	9	3	22	

Table 61: Think of your four best friends (the friends you feel closest to). In the past year (12 months), how many of your best friends have: been suspended from school?






Response	6	8	10	12	Total	
0	61.3	50.8	59.7	64.8	58.6	
1	19.6	22.4	14.6	15.2	18.3	
2	8.3	13.4	12.1	8.5	10.7	
3	7.1	4.5	5.3	4.2	5.4	
4	3.8	8.9	8.3	7.3	7.0	
N of Valid	240	246	206	165	857	
N of Miss	5	4	10	3	22	

Table 62: Think of your four best friends (the friends you feel closest to). In the past year (12 months), how many of your best friends have: liked school?






Response	6	8	10	12	Total	
0	19.2	35.9	26.7	37.4	29.3	
1	12.9	10.6	12.1	16.0	12.6	
2	16.2	17.6	25.2	22.1	19.9	
3	15.8	16.3	16.0	9.8	14.9	
4	35.8	19.6	19.9	14.7	23.3	
N of Valid	240	245	206	163	854	
N of Miss	5	5	10	5	25	

Table 63: Think of your four best friends (the friends you feel closest to). In the past year (12 months), how many of your best friends have: carried a handgun?






Response	6	8	10	12	Total	
0	97.9	96.3	90.8	90.3	94.3	
1	0.0	2.8	5.3	1.8	2.4	
2	1.2	0.0	1.9	3.0	1.4	
3	0.0	0.4	0.0	2.4	0.6	
4	0.8	0.4	1.9	2.4	1.3	
N of Valid	241	246	207	165	859	
N of Miss	4	4	9	3	20	

Table 64: Think of your four best friends (the friends you feel closest to). In the past year (12 months), how many of your best friends have: sold illegal drugs?






Response	6	8	10	12	Total	
0	99.6	93.0	87.0	76.8	90.3	
1	0.0	3.7	6.3	11.0	4.7	
2	0.4	1.6	3.4	5.5	2.5	
3	0.0	0.4	1.0	1.8	0.7	
4	0.0	1.2	2.4	4.9	1.9	
N of Valid	239	244	207	164	854	
N of Miss	6	6	9	4	25	

Table 65: Think of your four best friends (the friends you feel closest to). In the past year (12 months), how many of your best friends have: regularly attended religious services?






Response	6	8	10	12	Total	
0	25.6	19.3	25.1	29.3	24.4	
1	9.6	14.4	15.9	15.2	13.7	
2	11.0	14.4	15.9	20.7	15.1	
3	15.5	21.4	15.5	13.4	16.8	
4	38.4	30.5	27.5	21.3	30.0	
N of Valid	219	243	207	164	833	
N of Miss	26	7	9	4	46	

Table 66: Think of your four best friends (the friends you feel closest to). In the past year (12 months), how many of your best friends have: stolen or tried to steal a motor vehicle such as a car or motorcycle?

Response	6	8	10	12	Total	
0	97.9	94.7	93.3	95.8	95.5	
1	1.7	2.8	4.3	1.2	2.6	
2	0.4	0.0	0.0	1.8	0.5	
3	0.0	0.8	1.4	0.0	0.6	
4	0.0	1.6	1.0	1.2	0.9	
N of Valid	238	246	208	166	858	
N of Miss	7	4	8	2	21	

Table 67: Think of your four best friends (the friends you feel closest to). In the past year (12 months), how many of your best friends have: been arrested?

Response	6	8	10	12	Total	
0	95.8	83.3	79.2	75.9	84.3	
1	3.4	11.0	13.0	12.7	9.7	
2	0.0	4.5	3.4	4.8	3.0	
3	0.0	0.4	1.4	2.4	0.9	
4	0.8	0.8	2.9	4.2	2.0	
N of Valid	238	245	207	166	856	
N of Miss	7	5	9	2	23	

Table 68: Think of your four best friends (the friends you feel closest to). In the past year (12 months), how many of your best friends have: dropped out of school?

Response	6	8	10	12	Total	
0	93.3	95.1	87.9	81.9	90.3	
1	4.6	3.3	5.3	12.0	5.8	
2	2.1	0.8	3.4	3.6	2.3	
3	0.0	0.4	1.0	1.2	0.6	
4	0.0	0.4	2.4	1.2	0.9	
N of Valid	239	244	206	166	855	
N of Miss	6	6	10	2	24	

Table 69: Think of your four best friends (the friends you feel closest to). In the past year (12 months), how many of your best friends have: been members of a gang?






Response	6	8	10	12	Total	
0	94.2	92.2	85.9	89.7	90.8	
1	2.5	3.3	6.8	3.6	4.0	
2	0.8	1.2	2.4	3.6	1.9	
3	1.7	0.0	1.9	0.0	0.9	
4	0.8	3.3	2.9	3.0	2.5	
N of Valid	240	245	206	165	856	
N of Miss	5	5	10	3	23	

Table 70: How old were you when you first: smoked marijuana?










Response	6	8	10	12	Total	
Never	99.6	90.7	83.4	60.1	85.6	
10 or younger	0.0	1.6	0.5	2.5	1.1	
11	0.0	0.0	0.5	0.0	0.1	
12	0.4	3.7	2.0	2.5	2.1	
13	0.0	3.3	2.0	6.1	2.6	
14	0.0	0.8	5.4	6.1	2.7	
15	0.0	0.0	5.4	6.1	2.5	
16	0.0	0.0	1.0	9.2	2.0	
17 or older	0.0	0.0	0.0	7.4	1.4	
N of Valid	241	246	205	163	855	
N of Miss	4	4	11	5	24	

Table 71: How old were you when you first: smoked a cigarette, even just a puff?










Response	6	8	10	12	Total	
Never	92.9	75.1	68.9	52.7	74.3	
10 or younger	5.8	7.8	6.8	8.5	7.1	
11	0.8	7.8	4.4	2.4	4.0	
12	0.4	3.3	3.4	2.4	2.3	
13	0.0	4.9	3.9	8.5	4.0	
14	0.0	1.2	6.3	4.8	2.8	
15	0.0	0.0	4.9	7.3	2.6	
16	0.0	0.0	1.0	7.3	1.6	
17 or older	0.0	0.0	0.5	6.1	1.3	
N of Valid	241	245	206	165	857	
N of Miss	4	5	10	3	22	

Table 72: How old were you when you first: had more than a sip or two of beer, wine or hard liquor (for example, vodka, whiskey, or gin)?










Response	6	8	10	12	Total	
Never	88.8	69.0	64.2	34.4	66.8	
10 or younger	7.9	10.6	8.8	6.1	8.6	
11	2.9	5.3	0.5	3.1	3.1	
12	0.4	6.9	3.4	4.3	3.8	
13	0.0	7.3	5.4	8.6	5.0	
14	0.0	0.8	8.3	8.6	3.9	
15	0.0	0.0	7.8	10.4	3.9	
16	0.0	0.0	1.5	16.0	3.4	
17 or older	0.0	0.0	0.0	8.6	1.6	
N of Valid	240	245	204	163	852	
N of Miss	5	5	12	5	27	

Table 73: How old were you when you first: began drinking alcoholic beverages regularly, that is, at least once or twice a month?










Response	6	8	10	12	Total	
Never	100.0	91.4	90.3	72.4	90.0	
10 or younger	0.0	1.6	0.5	1.8	0.9	
11	0.0	0.8	0.0	2.5	0.7	
12	0.0	2.0	1.0	0.6	0.9	
13	0.0	2.9	1.0	2.5	1.5	
14	0.0	1.2	2.9	3.7	1.8	
15	0.0	0.0	3.9	3.7	1.6	
16	0.0	0.0	0.5	9.2	1.9	
17 or older	0.0	0.0	0.0	3.7	0.7	
N of Valid	242	245	207	163	857	
N of Miss	3	5	9	5	22	

Table 74: How old were you when you first: used Daztrex?


Response	6	8	10	12	Total	
Never	100.0	100.0	100.0	100.0	100.0	
10 or younger	0.0	0.0	0.0	0.0	0.0	
11	0.0	0.0	0.0	0.0	0.0	
12	0.0	0.0	0.0	0.0	0.0	
13	0.0	0.0	0.0	0.0	0.0	
14	0.0	0.0	0.0	0.0	0.0	
15	0.0	0.0	0.0	0.0	0.0	
16	0.0	0.0	0.0	0.0	0.0	
17 or older	0.0	0.0	0.0	0.0	0.0	
N of Valid	234	243	206	163	846	
N of Miss	11	7	10	5	33	

Table 75: How old were you when you first: got suspended from school?










Response	6	8	10	12	Total	
Never	83.1	74.5	74.9	74.2	77.0	
10 or younger	9.1	5.8	7.2	6.7	7.2	
11	6.2	5.3	1.0	1.2	3.7	
12	1.6	7.0	1.9	1.2	3.2	
13	0.0	6.2	3.4	6.1	3.7	
14	0.0	1.2	4.8	2.5	2.0	
15	0.0	0.0	5.3	3.1	1.9	
16	0.0	0.0	1.4	2.5	0.8	
17 or older	0.0	0.0	0.0	2.5	0.5	
N of Valid	243	243	207	163	856	
N of Miss	2	7	9	5	23	

Table 76: How old were you when you first: got arrested?










Response	6	8	10	12	Total	
Never	98.3	95.5	91.3	88.3	93.9	
10 or younger	1.7	0.0	0.5	0.6	0.7	
11	0.0	1.6	0.0	1.8	0.8	
12	0.0	0.8	1.4	1.8	0.9	
13	0.0	1.2	1.9	0.0	0.8	
14	0.0	0.4	3.4	0.6	1.1	
15	0.0	0.4	1.0	1.2	0.6	
16	0.0	0.0	0.0	2.5	0.5	
17 or older	0.0	0.0	0.5	3.1	0.7	
N of Valid	242	243	207	163	855	
N of Miss	3	7	9	5	24	

Table 77: How old were you when you first: carried a handgun?










Response	6	8	10	12	Total	
Never	98.3	97.5	94.7	92.1	96.0	
10 or younger	1.2	0.4	2.9	2.4	1.6	
11	0.4	0.4	1.0	0.6	0.6	
12	0.0	0.8	0.0	0.0	0.2	
13	0.0	0.4	0.0	1.2	0.4	
14	0.0	0.4	1.0	0.6	0.5	
15	0.0	0.0	0.0	1.2	0.2	
16	0.0	0.0	0.5	1.2	0.4	
17 or older	0.0	0.0	0.0	0.6	0.1	
N of Valid	240	242	206	164	852	
N of Miss	5	8	10	4	27	

Table 78: How old were you when you first: attacked someone with the idea of seriously hurting them?









Response	6	8	10	12	Total	
Never	90.9	87.3	87.0	81.7	87.2	
10 or younger	5.4	2.9	3.4	6.7	4.4	
11	2.9	2.0	1.0	1.8	2.0	
12	0.8	3.3	1.4	1.2	1.8	
13	0.0	3.3	0.5	2.4	1.5	
14	0.0	1.2	3.9	2.4	1.8	
15	0.0	0.0	1.9	0.6	0.6	
16	0.0	0.0	1.0	3.0	0.8	
17 or older	0.0	0.0	0.0	0.0	0.0	
N of Valid	241	245	207	164	857	
N of Miss	4	5	9	4	22	

Table 79: How old were you when you first: belonged to a gang?










Response	6	8	10	12	Total	
Never	97.5	95.1	97.1	96.4	96.5	
10 or younger	1.2	1.6	0.0	1.8	1.2	
11	0.8	0.8	0.5	0.0	0.6	
12	0.4	0.4	0.0	0.0	0.2	
13	0.0	2.0	0.0	0.0	0.6	
14	0.0	0.0	1.4	0.0	0.3	
15	0.0	0.0	0.5	1.2	0.3	
16	0.0	0.0	0.5	0.0	0.1	
17 or older	0.0	0.0	0.0	0.6	0.1	
N of Valid	242	245	207	165	859	
N of Miss	3	5	9	3	20	

Table 80: How wrong do you think it is for someone your age to: take a handgun to school?





Response	6	8	10	12	Total	
Very wrong	93.8	88.2	93.7	90.9	91.6	
Wrong	5.4	9.3	3.9	6.1	6.3	
A little bit wrong	0.4	2.4	1.0	1.2	1.3	
Not wrong at all	0.4	0.0	1.4	1.8	0.8	
N of Valid	242	246	207	164	859	
N of Miss	3	4	9	4	20	

Table 81: How wrong do you think it is for someone your age to: steal anything worth more than \$5?





Response	6	8	10	12	Total	
Very wrong	74.1	69.9	69.4	70.7	71.1	
Wrong	21.4	19.5	23.3	20.7	21.2	
A little bit wrong	3.7	9.3	5.8	7.9	6.6	
Not wrong at all	0.8	1.2	1.5	0.6	1.0	
N of Valid	243	246	206	164	859	
N of Miss	2	4	10	4	20	

Table 82: How wrong do you think it is for someone your age to: pick a fight with someone?





Response	6	8	10	12	Total	
Very wrong	64.3	45.5	47.1	48.8	51.8	
Wrong	20.2	33.2	30.6	28.9	28.1	
A little bit wrong	13.0	17.2	18.0	18.7	16.5	
Not wrong at all	2.5	4.1	4.4	3.6	3.6	
N of Valid	238	244	206	166	854	
N of Miss	7	6	10	2	25	

Table 83: How wrong do you think it is for someone your age to: attack someone with the idea of seriously hurting them?





Response	6	8	10	12	Total	
Very wrong	87.1	71.8	71.8	66.7	75.1	
Wrong	10.0	19.6	14.6	18.2	15.4	
A little bit wrong	2.1	5.7	9.7	10.3	6.5	
Not wrong at all	0.8	2.9	3.9	4.8	2.9	
N of Valid	241	245	206	165	857	
N of Miss	4	5	10	3	22	

Table 84: How wrong do you think it is for someone your age to: stay away from school all day when their parents think they are at school?





Response	6	8	10	12	Total	
Very wrong	85.0	68.4	58.0	56.6	68.3	
Wrong	12.9	20.9	28.8	20.5	20.5	
A little bit wrong	1.7	8.6	11.2	16.3	8.8	
Not wrong at all	0.4	2.0	2.0	6.6	2.5	
N of Valid	240	244	205	166	855	
N of Miss	5	6	11	2	24	

Table 85: How wrong do you think it is for someone your age to: drink beer, wine or hard liquor (for example, vodka, whiskey, or gin) regularly?

Response	6	8	10	12	Total	
Very wrong	92.5	69.8	61.8	46.3	69.7	
Wrong	5.4	14.3	17.4	17.7	13.2	
A little bit wrong	1.2	13.9	13.5	20.7	11.6	
Not wrong at all	0.8	2.0	7.2	15.2	5.5	
N of Valid	240	245	207	164	856	
N of Miss	5	5	9	4	23	

Table 86: How wrong do you think it is for someone your age to: smoke cigarettes?

Response	6	8	10	12	Total	
Very wrong	88.0	71.5	59.7	49.1	69.0	
Wrong	7.4	15.4	21.4	13.9	14.3	
A little bit wrong	4.1	8.1	9.2	12.1	8.0	
Not wrong at all	0.4	4.9	9.7	24.8	8.6	
N of Valid	242	246	206	165	859	
N of Miss	3	4	10	3	20	

Table 87: How wrong do you think it is for someone your age to: smoke marijuana?

Response	6	8	10	12	Total	
Very wrong	96.2	80.4	69.6	55.8	77.5	
Wrong	2.9	9.8	9.7	9.1	7.7	
A little bit wrong	0.4	5.3	8.7	12.7	6.2	
Not wrong at all	0.4	4.5	12.1	22.4	8.6	
N of Valid	240	245	207	165	857	
N of Miss	5	5	9	3	22	

Table 88: How wrong do you think it is for someone your age to: use prescription drugs or non-prescription drugs for the purpose of getting high?





Response	6	8	10	12	Total	
Very wrong	98.3	88.6	82.1	73.3	86.9	
Wrong	1.2	7.7	9.7	14.5	7.7	
A little bit wrong	0.0	2.8	5.3	6.7	3.4	
Not wrong at all	0.4	0.8	2.9	5.5	2.1	
N of Valid	242	246	207	165	860	
N of Miss	3	4	9	3	19	

Table 89: How wrong do you think it is for someone your age to: use synthetic marijuana (K2, spice) or bath salts?





Response	6	8	10	12	Total	
Very wrong	97.1	91.5	87.0	80.0	89.8	
Wrong	1.7	6.1	6.3	9.7	5.6	
A little bit wrong	0.4	2.0	4.8	5.5	2.9	
Not wrong at all	0.8	0.4	1.9	4.8	1.7	
N of Valid	241	247	207	165	860	
N of Miss	4	3	9	3	19	

Table 90: How wrong do you think it is for someone your age to: use LSD, cocaine, amphetamines or another illegal drug?





Response	6	8	10	12	Total	
Very wrong	97.5	91.5	92.7	82.4	91.7	
Wrong	1.7	6.1	3.4	8.5	4.7	
A little bit wrong	0.4	2.0	2.4	3.0	1.9	
Not wrong at all	0.4	0.4	1.5	6.1	1.7	
N of Valid	241	247	206	165	859	
N of Miss	4	3	10	3	20	

Table 91: At school during the past 12 months, did you receive help from the resource teacher, speech therapist or other special education teacher?



Response	6	8	10	12	Total	
No	80.4	89.7	87.1	92.7	87.0	
Yes	19.6	10.3	12.9	7.3	13.0	
N of Valid	224	223	194	151	792	
N of Miss	21	27	22	17	87	

Table 92: How many times in the past year (12 months) have you: been suspended from school?







Response	6	8	10	12	Total	
Never	87.1	83.4	85.9	83.7	85.1	
1 to 2 times	11.2	14.6	12.6	11.4	12.6	
3 to 5 times	0.8	2.0	1.5	0.6	1.3	
6 to 9 times	0.4	0.0	0.0	1.2	0.3	
10 to 19 times	0.4	0.0	0.0	1.2	0.3	
20 to 29 times	0.0	0.0	0.0	0.0	0.0	
30 to 39 times	0.0	0.0	0.0	0.0	0.0	
40+ times	0.0	0.0	0.0	1.8	0.3	
N of Valid	241	247	206	166	860	
N of Miss	4	3	10	2	19	

Table 93: How many times in the past year (12 months) have you: carried a handgun?








Response	6	8	10	12	Total	
Never	97.1	97.2	95.6	92.2	95.8	
1 to 2 times	0.8	1.6	1.9	1.8	1.5	
3 to 5 times	2.1	0.4	1.0	1.8	1.3	
6 to 9 times	0.0	0.4	0.0	1.2	0.3	
10 to 19 times	0.0	0.0	0.5	0.0	0.1	
20 to 29 times	0.0	0.0	0.0	0.6	0.1	
30 to 39 times	0.0	0.0	0.0	0.0	0.0	
40+ times	0.0	0.4	1.0	2.4	0.8	
N of Valid	242	246	206	166	860	
N of Miss	3	4	10	2	19	

Table 94: How many times in the past year (12 months) have you: sold illegal drugs?

Response	6	8	10	12	Total	
Never	99.6	98.4	96.6	92.7	97.2	
1 to 2 times	0.4	0.8	1.5	3.0	1.3	
3 to 5 times	0.0	0.4	1.0	0.0	0.4	
6 to 9 times	0.0	0.0	0.5	0.6	0.2	
10 to 19 times	0.0	0.0	0.0	0.0	0.0	
20 to 29 times	0.0	0.0	0.0	0.0	0.0	
30 to 39 times	0.0	0.0	0.0	0.6	0.1	
40+ times	0.0	0.4	0.5	3.0	0.8	
N of Valid	242	245	204	165	856	
N of Miss	3	5	12	3	23	

Table 95: How many times in the past year (12 months) have you: stolen or tried to steal a motor vehicle such as a car or motorcycle?

Response	6	8	10	12	Total	
Never	100.0	96.7	99.5	98.2	98.6	
1 to 2 times	0.0	2.0	0.0	1.2	0.8	
3 to 5 times	0.0	0.0	0.5	0.0	0.1	
6 to 9 times	0.0	0.8	0.0	0.0	0.2	
10 to 19 times	0.0	0.0	0.0	0.6	0.1	
20 to 29 times	0.0	0.4	0.0	0.0	0.1	
30 to 39 times	0.0	0.0	0.0	0.0	0.0	
40+ times	0.0	0.0	0.0	0.0	0.0	
N of Valid	241	245	206	165	857	
N of Miss	4	5	10	3	22	

Table 96: How many times in the past year (12 months) have you: participated in clubs, organizations or activities at school?









Response	6	8	10	12	Total	
Never	29.7	33.6	25.1	33.1	30.4	
1 to 2 times	27.2	19.3	13.3	6.6	17.6	
3 to 5 times	16.7	17.6	17.2	13.3	16.4	
6 to 9 times	8.4	6.6	14.8	7.2	9.2	
10 to 19 times	5.0	3.7	6.9	7.2	5.5	
20 to 29 times	2.9	4.9	5.9	6.0	4.8	
30 to 39 times	1.7	1.2	1.5	6.6	2.5	
40+ times	8.4	13.1	15.3	19.9	13.6	
N of Valid	239	244	203	166	852	
N of Miss	6	6	13	2	27	

Table 97: How many times in the past year (12 months) have you: been arrested?







Response	6	8	10	12	Total	
Never	100.0	97.1	95.1	89.6	96.0	
1 to 2 times	0.0	2.4	4.4	7.3	3.2	
3 to 5 times	0.0	0.4	0.5	1.2	0.5	
6 to 9 times	0.0	0.0	0.0	0.6	0.1	
10 to 19 times	0.0	0.0	0.0	0.0	0.0	
20 to 29 times	0.0	0.0	0.0	0.0	0.0	
30 to 39 times	0.0	0.0	0.0	0.6	0.1	
40+ times	0.0	0.0	0.0	0.6	0.1	
N of Valid	240	245	206	164	855	
N of Miss	5	5	10	4	24	

Table 98: How many times in the past year (12 months) have you: attacked someone with the idea of seriously hurting them?


Response	6	8	10	12	Total	
Never	92.9	88.6	91.2	85.5	89.8	
1 to 2 times	5.8	5.7	6.3	4.8	5.7	
3 to 5 times	0.4	2.9	1.0	4.8	2.1	
6 to 9 times	0.4	0.4	1.5	0.6	0.7	
10 to 19 times	0.4	0.4	0.0	0.6	0.4	
20 to 29 times	0.0	0.4	0.0	1.8	0.5	
30 to 39 times	0.0	0.0	0.0	0.6	0.1	
40+ times	0.0	1.6	0.0	1.2	0.7	
N of Valid	241	245	205	165	856	
N of Miss	4	5	11	3	23	

Table 99: How many times in the past year (12 months) have you: been drunk or high at school?


Response	6	8	10	12	Total	
Never	99.6	95.1	94.1	83.7	93.9	
1 to 2 times	0.4	1.6	2.4	4.8	2.1	
3 to 5 times	0.0	1.6	0.5	1.8	0.9	
6 to 9 times	0.0	0.8	0.5	2.4	0.8	
10 to 19 times	0.0	0.4	0.0	3.0	0.7	
20 to 29 times	0.0	0.4	1.5	1.2	0.7	
30 to 39 times	0.0	0.0	0.5	0.0	0.1	
40+ times	0.0	0.0	0.5	3.0	0.7	
N of Valid	242	244	205	166	857	
N of Miss	3	6	11	2	22	

Table 100: How many times in the past year (12 months) have you: taken a handgun to school?





Response	6	8	10	12	Total	
Never	100.0	100.0	100.0	98.2	99.7	
1 to 2 times	0.0	0.0	0.0	0.6	0.1	
3 to 5 times	0.0	0.0	0.0	0.6	0.1	
6 to 9 times	0.0	0.0	0.0	0.0	0.0	
10 to 19 times	0.0	0.0	0.0	0.0	0.0	
20 to 29 times	0.0	0.0	0.0	0.0	0.0	
30 to 39 times	0.0	0.0	0.0	0.0	0.0	
40+ times	0.0	0.0	0.0	0.6	0.1	
N of Valid	242	245	205	166	858	
N of Miss	3	5	11	2	21	

Table 101: Are you currently on probation, or assigned a probation officer with Juvenile Court?



Response	6	8	10	12	Total	
No	99.5	97.3	96.9	96.2	97.6	
Yes	0.5	2.7	3.1	3.8	2.4	
N of Valid	221	220	192	159	792	
N of Miss	24	30	24	9	87	

Table 102: Have you ever belonged to a gang?





Response	6	8	10	12	Total	
No	95.5	94.3	94.1	93.4	94.4	
No, but would like to	0.8	1.6	2.9	3.0	2.0	
Yes, in the past	2.0	2.0	2.9	2.4	2.3	
Yes, belong now	1.6	2.0	0.0	1.2	1.3	
Yes, but would like to get out	0.0	0.0	0.0	0.0	0.0	
N of Valid	244	245	205	166	860	
N of Miss	1	5	11	2	19	

Table 103: If you have ever belonged to a gang, did that gang have a name?




Response	6	8	10	12	Total	
No	8.7	10.3	14.4	19.4	12.6	
Yes	2.5	5.0	3.0	3.6	3.5	
I have never belonged to a gang	88.8	84.7	82.7	77.0	83.9	
N of Valid	241	242	202	165	850	
N of Miss	4	8	14	3	29	

Table 104: You are at a party at someone's house, and one of your friends offers you a drink containing alcohol. What would you say or do?





Response	6	8	10	12	Total	
Drink it	1.7	19.7	22.4	45.1	20.1	
Tell your friend, 'No thanks, I don't drink' and suggest that you and your friend go and do something else	44.0	37.3	35.1	23.8	36.1	
Just say, 'No thanks' and walk away	34.4	28.3	27.3	22.6	28.7	
Make up a good excuse, tell your friend you had something else to do, and leave	19.9	14.8	15.1	8.5	15.1	
N of Valid	241	244	205	164	854	
N of Miss	4	6	11	4	25	

Table 105: How often do you attend religious services or activities?





Response	6	8	10	12	Total	
Never	13.4	12.0	15.4	22.4	15.3	
Rarely	18.2	23.1	27.4	23.6	22.9	
1-2 Times a Month	13.9	9.9	13.4	10.9	12.0	
About Once a Week or More	54.5	55.0	43.8	43.0	49.8	
N of Valid	231	242	201	165	839	
N of Miss	14	8	15	3	40	

Table 106: I think sometimes it's okay to cheat at school.

Response	6	8	10	12	Total	
NO!	71.8	35.8	34.6	25.3	43.6	
no	22.8	44.4	38.5	30.7	34.3	
yes	5.0	16.5	22.9	34.3	18.2	
YES!	0.4	3.3	3.9	9.6	3.9	
N of Valid	241	243	205	166	855	
N of Miss	4	7	11	2	24	

Table 107: It is important to think before you act.

Response	6	8	10	12	Total	
NO!	2.1	2.5	2.5	3.0	2.5	
no	0.8	3.7	6.9	3.6	3.6	
yes	21.2	33.3	35.3	33.3	30.4	
YES!	75.9	60.5	55.4	60.0	63.5	
N of Valid	241	243	204	165	853	
N of Miss	4	7	12	3	26	

Table 108: Sometimes I think that life is not worth it.

Response	6	8	10	12	Total	
NO!	63.8	48.7	48.5	47.0	52.5	
no	21.0	24.4	21.6	29.9	23.8	
yes	10.9	18.9	20.6	16.5	16.6	
YES!	4.4	8.0	9.3	6.7	7.1	
N of Valid	229	238	204	164	835	
N of Miss	16	12	12	4	44	

Table 109: At times I think I am no good at all.





Response	6	8	10	12	Total	
NO!	43.9	38.3	36.0	39.2	39.5	
no	22.2	21.2	22.7	25.3	22.6	
yes	23.8	30.8	28.1	32.5	28.5	
YES!	10.0	9.6	13.3	3.0	9.3	
N of Valid	239	240	203	166	848	
N of Miss	6	10	13	2	31	

Table 110: All in all, I am inclined to think that I am a failure.





Response	6	8	10	12	Total	
NO!	55.6	47.9	48.0	47.0	49.9	
no	27.6	26.7	30.4	36.7	29.8	
yes	12.5	18.8	13.2	15.1	15.0	
YES!	4.3	6.7	8.3	1.2	5.3	
N of Valid	232	240	204	166	842	
N of Miss	13	10	12	2	37	

Table 111: In the past year, have you felt depressed or sad MOST days, even if you felt okay sometimes?





Response	6	8	10	12	Total	
NO!	33.6	32.9	30.2	32.1	32.3	
no	22.1	24.4	25.4	33.3	25.7	
yes	27.7	28.2	25.4	26.7	27.1	
YES!	16.6	14.5	19.0	7.9	14.9	
N of Valid	235	234	205	165	839	
N of Miss	10	16	11	3	40	

Table 112: It is all right to beat up people if they start the fight.





Response	6	8	10	12	Total	
NO!	50.0	32.9	28.9	28.9	35.9	
no	19.9	18.3	24.5	20.5	20.7	
yes	17.8	25.4	23.0	30.1	23.6	
YES!	12.3	23.3	23.5	20.5	19.7	
N of Valid	236	240	204	166	846	
N of Miss	9	10	12	2	33	

Table 113: I think it is okay to take something without asking if you can get away with it.





Response	6	8	10	12	Total	
NO!	83.6	68.6	69.8	59.4	71.3	
no	14.7	28.5	26.3	36.4	25.6	
yes	0.4	2.5	2.0	4.2	2.1	
YES!	1.3	0.4	2.0	0.0	0.9	
N of Valid	238	239	205	165	847	
N of Miss	7	11	11	3	32	

Table 114: Where do you get the most information about living a drug and alcohol free life? Parents/guardians





Response	6	8	10	12	Total	
All the time	57.9	50.0	47.8	41.1	49.9	
Most	21.5	25.2	28.9	22.1	24.5	
Some	12.3	15.5	14.4	20.9	15.4	
Very little	8.3	9.2	9.0	16.0	10.2	
N of Valid	228	238	201	163	830	
N of Miss	17	12	15	5	49	

Table 115: Where do you get the most information about living a drug and alcohol free life? Friends





Response	6	8	10	12	Total	
All the time	20.5	18.4	17.3	14.0	17.8	
Most	17.4	20.5	14.7	13.4	16.8	
Some	21.4	21.8	28.4	29.9	24.9	
Very little	40.6	39.3	39.6	42.7	40.4	
N of Valid	224	234	197	164	819	
N of Miss	21	16	19	4	60	

Table 116: Where do you get the most information about living a drug and alcohol free life? Family members





Response	6	8	10	12	Total	
All the time	50.7	43.8	34.7	26.8	40.1	
Most	22.0	23.0	22.6	22.6	22.5	
Some	16.7	20.0	27.1	28.7	22.5	
Very little	10.6	13.2	15.6	22.0	14.8	
N of Valid	227	235	199	164	825	
N of Miss	18	15	17	4	54	

Table 117: Where do you get the most information about living a drug and alcohol free life? School





Response	6	8	10	12	Total	
All the time	56.0	40.4	39.7	30.1	42.6	
Most	24.6	23.0	27.1	21.5	24.1	
Some	8.6	18.3	20.6	25.8	17.6	
Very little	10.8	18.3	12.6	22.7	15.7	
N of Valid	232	235	199	163	829	
N of Miss	13	15	17	5	50	

Table 118: Where do you get the most information about living a drug and alcohol free life? Internet





Response	6	8	10	12	Total	
All the time	17.6	13.4	13.2	13.0	14.4	
Most	11.3	12.1	9.1	15.4	11.8	
Some	16.7	22.9	28.9	19.1	21.9	
Very little	54.3	51.5	48.7	52.5	51.8	
N of Valid	221	231	197	162	811	
N of Miss	24	19	19	6	68	

Table 119: Where do you get the most information about living a drug and alcohol free life? TV





Response	6	8	10	12	Total	
All the time	20.9	14.3	14.2	14.8	16.2	
Most	14.2	17.7	9.1	13.6	13.9	
Some	22.2	26.0	30.5	24.7	25.8	
Very little	42.7	42.0	46.2	46.9	44.2	
N of Valid	225	231	197	162	815	
N of Miss	20	19	19	6	64	

Table 120: Where do you get the most information about living a drug and alcohol free life? Social media





Response	6	8	10	12	Total	
All the time	19.8	12.6	10.1	14.7	14.4	
Most	9.7	15.7	7.6	9.2	10.8	
Some	21.7	17.8	28.3	18.4	21.5	
Very little	48.8	53.9	54.0	57.7	53.3	
N of Valid	217	230	198	163	808	
N of Miss	28	20	18	5	71	

Table 121: How much do you think people risk harming themselves (physically or in other ways) if they: smoked one or more packs of cigarettes per day?





Response	6	8	10	12	Total	
No risk	15.7	6.0	8.5	12.4	10.6	
Slight risk	11.1	9.0	7.5	14.3	10.2	
Moderate risk	17.0	20.9	23.5	19.9	20.2	
Great risk	56.2	64.1	60.5	53.4	58.9	
N of Valid	235	234	200	161	830	
N of Miss	10	16	16	7	49	

Table 122: How much do you think people risk harming themselves (physically or in other ways) if they: try marijuana once or twice?





Response	6	8	10	12	Total	
No risk	15.9	17.6	30.5	37.7	24.2	
Slight risk	19.7	29.2	25.5	26.5	25.1	
Moderate risk	22.3	21.9	14.5	9.9	17.9	
Great risk	42.1	31.3	29.5	25.9	32.9	
N of Valid	233	233	200	162	828	
N of Miss	12	17	16	6	51	

Table 123: How much do you think people risk harming themselves (physically or in other ways) if they: smoke marijuana once or twice a week?





Response	6	8	10	12	Total	
No risk	15.4	13.4	23.6	28.7	19.4	
Slight risk	8.5	15.2	11.6	26.2	14.6	
Moderate risk	22.2	26.8	23.6	14.4	22.3	
Great risk	53.8	44.6	41.2	30.6	43.7	
N of Valid	234	231	199	160	824	
N of Miss	11	19	17	8	55	

Table 124: How much do you think people risk harming themselves (physically or in other ways) if they: take one or two drinks of an alcoholic beverage (beer, wine, liquor) nearly every day?


Response	6	8	10	12	Total	
No risk	16.2	15.0	15.0	18.0	15.9	
Slight risk	15.7	16.2	18.5	23.0	18.0	
Moderate risk	19.6	32.9	29.5	27.3	27.2	
Great risk	48.5	35.9	37.0	31.7	38.9	
N of Valid	235	234	200	161	830	
N of Miss	10	16	16	7	49	

Table 125: How much do you think people risk harming themselves (physically or in other ways) if they: have five or more drinks of an alcoholic beverage once or twice each weekend?


Response	6	8	10	12	Total	
No risk	17.0	9.8	11.1	14.8	13.1	
Slight risk	9.4	17.5	15.7	21.6	15.6	
Moderate risk	24.7	27.4	22.2	23.5	24.6	
Great risk	48.9	45.3	51.0	40.1	46.7	
N of Valid	235	234	198	162	829	
N of Miss	10	16	18	6	50	

Table 126: How much do you think people risk harming themselves (physically or in other ways) if they: use prescription drugs that are not prescribed to them?


Response	6	8	10	12	Total	
No risk	15.5	8.1	8.0	8.1	10.2	
Slight risk	4.7	7.7	7.5	15.0	8.2	
Moderate risk	9.0	19.1	14.6	17.5	14.9	
Great risk	70.8	65.1	69.8	59.4	66.7	
N of Valid	233	235	199	160	827	
N of Miss	12	15	17	8	52	

Table 127: How much do you think people risk harming themselves (physically or in other ways) if they: use non-prescription drugs to get high?


Response	6	8	10	12	Total	
No risk	16.2	6.8	8.5	8.1	10.1	
Slight risk	1.7	3.8	5.5	12.4	5.3	
Moderate risk	7.2	16.5	15.1	16.1	13.5	
Great risk	74.9	72.9	70.9	63.4	71.1	
N of Valid	235	236	199	161	831	
N of Miss	10	14	17	7	48	

Table 128: Have you ever used smokeless tobacco (chew, snuff, plug, dipping tobacco, or chewing tobacco)?


Response	6	8	10	12	Total	
Never	94.6	85.2	84.8	71.0	85.1	
Once or Twice	4.5	8.9	8.6	10.5	7.9	
Once in a while but not regularly	0.0	3.0	2.5	6.8	2.7	
Regularly in the past	0.4	0.8	3.5	4.3	2.0	
Regularly now	0.4	2.1	0.5	7.4	2.3	
N of Valid	242	237	198	162	839	
N of Miss	3	13	18	6	40	

Table 129: How often have you taken smokeless tobacco during the past 30 days?


Response	6	8	10	12	Total	
Not at all	99.2	94.1	94.9	86.2	94.3	
Once or twice	0.4	2.5	2.5	1.9	1.8	
Once or twice per week	0.0	1.3	1.5	3.1	1.3	
Three to five times per week	0.0	0.8	0.5	1.9	0.7	
About once a day	0.4	0.0	0.5	0.6	0.4	
More than once a day	0.0	1.3	0.0	6.2	1.6	
N of Valid	241	237	197	160	835	
N of Miss	4	13	19	8	44	

Table 130: Have you ever smoked cigarettes?






Response	6	8	10	12	Total	
Never	93.0	75.4	71.7	53.1	75.4	
Once or Twice	6.6	13.6	13.6	15.6	12.0	
Once in a while but not regularly	0.4	5.5	5.6	13.8	5.6	
Regularly in the past	0.0	1.3	4.5	5.0	2.4	
Regularly now	0.0	4.2	4.5	12.5	4.7	
N of Valid	242	236	198	160	836	
N of Miss	3	14	18	8	43	

Table 131: How frequently have you smoked cigarettes during the past 30 days?







Response	6	8	10	12	Total	
Not at all	99.6	92.8	87.8	72.2	89.7	
Less than one cigarette per day	0.0	1.7	7.1	10.8	4.2	
One to five cigarettes per day	0.0	4.2	1.0	8.9	3.1	
About one-half pack per day	0.4	1.3	2.5	5.7	2.2	
About one pack per day	0.0	0.0	1.0	1.3	0.5	
About one and one-half packs per day	0.0	0.0	0.5	1.3	0.4	
Two packs or more per day	0.0	0.0	0.0	0.0	0.0	
N of Valid	242	237	197	158	834	
N of Miss	3	13	19	10	45	

Table 132: Which statement best describes rules about smoking inside your home?






Response	6	8	10	12	Total	
Smoking is not allowed anywhere inside your home	61.6	57.0	60.9	61.4	60.1	
Smoking is allowed in some places and at some times	10.5	8.5	9.1	9.5	9.4	
Smoking is allowed anywhere inside the home	3.0	4.7	2.5	6.3	4.0	
There are no rules about smoking inside the home	2.5	9.8	13.7	12.0	9.1	
I don't know	22.4	20.0	13.7	10.8	17.4	
N of Valid	237	235	197	158	827	
N of Miss	8	15	19	10	52	

Table 133: Which statement best describes rules about smoking in your family cars?

Response	6	8	10	12	Total	
Smoking is never allowed in any car	57.0	45.7	49.7	53.1	51.3	
Smoking is allowed sometimes or in some cars	13.5	15.8	15.2	14.4	14.7	
Smoking is allowed in any car anytime	1.7	6.0	8.1	8.1	5.7	
There are no rules about smoking in the car	4.6	12.0	12.2	13.1	10.1	
We do not have a family car	0.8	2.6	2.0	2.5	1.9	
I don't know	22.4	17.9	12.7	8.8	16.2	
N of Valid	237	234	197	160	828	
N of Miss	8	16	19	8	51	

Table 134: During this school year, were you taught in any of your classes about the dangers of tobacco use?

Response	6	8	10	12	Total	
Strongly agree	34.5	19.5	15.3	15.2	22.0	
Agree	30.2	25.1	29.1	20.9	26.7	
Disagree	6.4	17.3	19.4	17.7	14.8	
Strongly disagree	4.7	17.7	19.4	27.8	16.3	
I don't know	24.3	20.3	16.8	18.4	20.2	
N of Valid	235	231	196	158	820	
N of Miss	10	19	20	10	59	

Table 135: During the past 12 months, have you participated in any community activities to discourage people your age from using cigarettes, chewing tobacco, snuff, dip or cigars?

Response	6	8	10	12	Total	
Strongly agree	21.0	12.2	12.9	16.7	15.7	
Agree	13.1	9.1	14.4	14.7	12.6	
Disagree	12.7	23.9	27.8	17.9	20.5	
Strongly disagree	17.9	32.2	25.3	33.3	26.7	
I don't know	35.4	22.6	19.6	17.3	24.5	
N of Valid	229	230	194	156	809	
N of Miss	16	20	22	12	70	

Table 136: Think back over the last two weeks. How many times have you had five or more alcoholic drinks in a row?







Response	6	8	10	12	Total	
None	98.7	95.3	91.8	73.2	91.3	
Once	1.3	1.7	4.6	8.9	3.6	
Twice	0.0	1.7	1.5	8.3	2.4	
3-5 times	0.0	1.3	1.5	6.4	1.9	
6-9 times	0.0	0.0	0.5	1.3	0.4	
10 or more times	0.0	0.0	0.0	1.9	0.4	
N of Valid	239	234	196	157	826	
N of Miss	6	16	20	11	53	

Table 137: During the past 30 days, how many times did you ride in a car or other vehicle driven by someone who had been drinking alcohol or using drugs to get high?






Response	6	8	10	12	Total	
0 times	91.1	88.4	86.2	77.4	86.6	
1 time	3.8	4.7	5.6	3.2	4.4	
2 or 3 times	3.0	3.9	4.6	11.6	5.2	
4 or 5 times	0.4	0.9	0.5	3.2	1.1	
6 or more times	1.7	2.1	3.1	4.5	2.7	
N of Valid	236	233	196	155	820	
N of Miss	9	17	20	13	59	

Table 138: During the past 30 days, how many times did you drive a car or other vehicle when you had been drinking alcohol or using drugs to get high?







Response	6	8	10	12	Total	
I did not drive a car in the past 30 days	44.2	49.6	35.9	22.7	39.6	
0 times	55.4	48.7	60.0	66.2	56.7	
1 time	0.0	1.3	2.1	4.5	1.7	
2 or 3 times	0.0	0.0	1.5	3.2	1.0	
4 or 5 times	0.0	0.0	0.5	1.9	0.5	
6 or more times	0.4	0.4	0.0	1.3	0.5	
N of Valid	231	226	195	154	806	
N of Miss	14	24	21	14	73	

Table 139: If you drank alcohol (not just a sip or taste) in the past year, how did you usually get it?













Response	6	8	10	12	Total	
I did not drink alcohol in the past year	93.8	82.0	80.6	50.0	78.8	
I bought it myself with a fake ID	0.0	0.4	0.5	0.6	0.4	
I bought it myself without a fake ID	0.0	0.0	0.0	0.6	0.1	
I got it from someone I know age 21 or older	0.9	3.9	8.2	25.0	8.2	
I got it from someone I know under age 21	0.0	1.8	2.0	1.9	1.4	
I got it from my brother or sister	0.4	0.9	0.0	2.6	0.9	
I got it from home with my parents' permission	0.4	2.2	2.0	4.5	2.1	
I got it from home without my parents' permission	0.9	3.1	0.5	0.6	1.4	
I got it from another relative	0.4	1.3	0.0	0.0	0.5	
A stranger bought it for me	0.0	0.0	0.5	1.9	0.5	
I took it from a store or shop	0.0	0.0	0.0	0.6	0.1	
Other	3.1	4.4	5.6	11.5	5.7	
N of Valid	225	228	196	156	805	
N of Miss	20	22	20	12	74	

Table 140: If you drank alcohol (not just a sip or taste) in the past year, where did you usually drink it?










Response	6	8	10	12	Total	
I did not drink alcohol in the past year	95.9	84.2	82.9	51.9	80.9	
at my home	1.4	6.8	3.1	8.4	4.7	
at someone else's home	1.8	4.1	8.8	24.7	8.6	
at an open area like a park, beach, field, back road, woods, or a street corner	0.0	3.6	2.6	7.8	3.2	
at a sporting event or concert	0.5	0.5	0.0	1.9	0.6	
at a restaurant, bar, or a nightclub	0.5	0.0	0.5	0.6	0.4	
at an empty building or a construction site	0.0	0.5	0.0	0.0	0.1	
at a hotel/motel	0.0	0.0	0.0	2.6	0.5	
in a car	0.0	0.5	2.1	1.9	1.0	
at school	0.0	0.0	0.0	0.0	0.0	
N of Valid	220	222	193	154	789	
N of Miss	25	28	23	14	90	

Table 141: How do you feel about someone your age having one or two drinks of an alcoholic beverage nearly every day?





Response	6	8	10	12	Total	
Neither approve nor disapprove	18.4	33.2	31.4	40.3	30.0	
Somewhat disapprove	4.5	10.6	14.4	16.9	11.0	
Strongly disapprove	54.7	46.9	42.8	36.4	46.0	
Don't know or can't say	22.4	9.3	11.3	6.5	12.9	
N of Valid	223	226	194	154	797	
N of Miss	22	24	22	14	82	

Table 142: On how many occasions have you had alcoholic beverages (beer, wine or hard liquor) to drink in your lifetime - more than just a few sips?








Response	6	8	10	12	Total	
0	89.0	75.0	69.7	43.3	71.7	
01/02/13	8.5	10.5	13.1	10.8	10.6	
03/05/13	2.1	3.9	3.5	12.1	4.9	
06/09/13	0.0	5.7	4.0	5.7	3.7	
10/19/13	0.4	2.6	3.5	7.6	3.2	
20-39	0.0	1.3	2.0	7.6	2.3	
40	0.0	0.9	4.0	12.7	3.7	
N of Valid	236	228	198	157	819	
N of Miss	9	22	18	11	60	

Table 143: On how many occasions have you drunk one of more drinks of an alcoholic beverage during the past 30 days?








Response	6	8	10	12	Total	
0	99.6	92.0	91.4	69.2	89.7	
01/02/13	0.4	5.3	3.6	13.5	5.0	
03/05/13	0.0	1.8	1.5	8.3	2.5	
06/09/13	0.0	0.4	1.0	4.5	1.2	
10/19/13	0.0	0.0	1.0	2.6	0.7	
20-39	0.0	0.4	0.0	0.6	0.2	
40	0.0	0.0	1.5	1.3	0.6	
N of Valid	236	226	197	156	815	
N of Miss	9	24	19	12	64	

Table 144: On how many occasions have you used marijuana (grass, pot) or hashish (hash, hash oil) in your lifetime?


Response	6	8	10	12	Total	
0	99.2	90.8	83.7	65.8	86.8	
01/02/13	0.4	3.5	4.6	6.5	3.4	
03/05/13	0.4	1.7	2.0	3.9	1.8	
06/09/13	0.0	1.7	1.0	5.2	1.7	
10/19/13	0.0	0.9	2.6	4.5	1.7	
20-39	0.0	0.0	2.0	2.6	1.0	
40	0.0	1.3	4.1	11.6	3.6	
N of Valid	236	229	196	155	816	
N of Miss	9	21	20	13	63	

Table 145: On how many occasions have you used marijuana (grass, pot) or hashish (hash, hash oil) during the past 30 days?


Response	6	8	10	12	Total	
0	100.0	97.4	93.4	79.6	93.8	
01/02/13	0.0	1.3	2.0	7.6	2.3	
03/05/13	0.0	0.4	1.5	3.2	1.1	
06/09/13	0.0	0.0	0.5	1.3	0.4	
10/19/13	0.0	0.4	0.5	1.9	0.6	
20-39	0.0	0.0	0.0	1.3	0.2	
40	0.0	0.4	2.0	5.1	1.6	
N of Valid	237	228	198	157	820	
N of Miss	8	22	18	11	59	

Table 146: On how many occasions have you used LSD or other psychedelics in your lifetime?


Response	6	8	10	12	Total	
0	99.6	100.0	100.0	96.7	99.3	
01/02/13	0.4	0.0	0.0	0.7	0.2	
03/05/13	0.0	0.0	0.0	2.0	0.4	
06/09/13	0.0	0.0	0.0	0.7	0.1	
10/19/13	0.0	0.0	0.0	0.0	0.0	
20-39	0.0	0.0	0.0	0.0	0.0	
40	0.0	0.0	0.0	0.0	0.0	
N of Valid	233	228	198	153	812	
N of Miss	12	22	18	15	67	

Table 147: On how many occasions have you used LSD or other psychedelics during the past 30 days?

Response	6	8	10	12	Total	
0	100.0	100.0	100.0	98.7	99.8	
01/02/13	0.0	0.0	0.0	0.0	0.0	
03/05/13	0.0	0.0	0.0	0.6	0.1	
06/09/13	0.0	0.0	0.0	0.6	0.1	
10/19/13	0.0	0.0	0.0	0.0	0.0	
20-39	0.0	0.0	0.0	0.0	0.0	
40	0.0	0.0	0.0	0.0	0.0	
N of Valid	235	226	198	154	813	
N of Miss	10	24	18	14	66	

Table 148: On how many occasions have you used cocaine or crack in your lifetime?

Response	6	8	10	12	Total	
0	99.6	99.6	99.5	93.5	98.4	
01/02/13	0.0	0.4	0.5	4.5	1.1	
03/05/13	0.0	0.0	0.0	0.6	0.1	
06/09/13	0.4	0.0	0.0	0.0	0.1	
10/19/13	0.0	0.0	0.0	0.0	0.0	
20-39	0.0	0.0	0.0	0.6	0.1	
40	0.0	0.0	0.0	0.6	0.1	
N of Valid	237	228	198	155	818	
N of Miss	8	22	18	13	61	

Table 149: On how many occasions have you used cocaine or crack during the past 30 days?

Response	6	8	10	12	Total	
0	100.0	99.6	100.0	100.0	99.9	
01/02/13	0.0	0.4	0.0	0.0	0.1	
03/05/13	0.0	0.0	0.0	0.0	0.0	
06/09/13	0.0	0.0	0.0	0.0	0.0	
10/19/13	0.0	0.0	0.0	0.0	0.0	
20-39	0.0	0.0	0.0	0.0	0.0	
40	0.0	0.0	0.0	0.0	0.0	
N of Valid	236	228	198	153	815	
N of Miss	9	22	18	15	64	

Table 150: On how many occasions have you sniffed glue, breathed the contents of an aerosol spray can, or inhaled other gases or sprays, in order to get high in your lifetime?


Response	6	8	10	12	Total	
0	97.0	92.6	94.4	92.2	94.2	
01/02/13	3.0	3.1	3.0	1.9	2.8	
03/05/13	0.0	3.5	1.5	2.6	1.8	
06/09/13	0.0	0.0	0.5	3.2	0.7	
10/19/13	0.0	0.0	0.0	0.0	0.0	
20-39	0.0	0.4	0.5	0.0	0.2	
40	0.0	0.4	0.0	0.0	0.1	
N of Valid	236	229	198	154	817	
N of Miss	9	21	18	14	62	

Table 151: On how many occasions have you sniffed glue, breathed the contents of an aerosol spray can, or inhaled other gases or sprays, in order to get high during the past 30 days?


Response	6	8	10	12	Total	
0	99.2	96.9	98.5	99.3	98.4	
01/02/13	0.8	1.8	1.5	0.0	1.1	
03/05/13	0.0	0.9	0.0	0.7	0.4	
06/09/13	0.0	0.4	0.0	0.0	0.1	
10/19/13	0.0	0.0	0.0	0.0	0.0	
20-39	0.0	0.0	0.0	0.0	0.0	
40	0.0	0.0	0.0	0.0	0.0	
N of Valid	236	227	198	153	814	
N of Miss	9	23	18	15	65	

Table 152: On how many occasions have you used Daztrex in your lifetime?


Response	6	8	10	12	Total	
0	100.0	100.0	100.0	100.0	100.0	
01/02/13	0.0	0.0	0.0	0.0	0.0	
03/05/13	0.0	0.0	0.0	0.0	0.0	
06/09/13	0.0	0.0	0.0	0.0	0.0	
10/19/13	0.0	0.0	0.0	0.0	0.0	
20-39	0.0	0.0	0.0	0.0	0.0	
40	0.0	0.0	0.0	0.0	0.0	
N of Valid	232	227	198	153	810	
N of Miss	13	23	18	15	69	

Table 153: On how many occasions have you used Daztrex during the past 30 days?


Response	6	8	10	12	Total	
0	100.0	100.0	100.0	100.0	100.0	
01/02/13	0.0	0.0	0.0	0.0	0.0	
03/05/13	0.0	0.0	0.0	0.0	0.0	
06/09/13	0.0	0.0	0.0	0.0	0.0	
10/19/13	0.0	0.0	0.0	0.0	0.0	
20-39	0.0	0.0	0.0	0.0	0.0	
40	0.0	0.0	0.0	0.0	0.0	
N of Valid	232	227	198	153	810	
N of Miss	13	23	18	15	69	

Table 154: On how many occasions have you used synthetic marijuana in your lifetime?







Response	6	8	10	12	Total	
0	100.0	98.2	96.0	94.8	97.5	
01/02/13	0.0	1.8	2.0	3.3	1.6	
03/05/13	0.0	0.0	1.0	0.7	0.4	
06/09/13	0.0	0.0	0.5	0.7	0.2	
10/19/13	0.0	0.0	0.0	0.7	0.1	
20-39	0.0	0.0	0.0	0.0	0.0	
40	0.0	0.0	0.5	0.0	0.1	
N of Valid	236	227	198	153	814	
N of Miss	9	23	18	15	65	

Table 155: On how many occasions have you used synthetic marijuana during the past 30 days?


Response	6	8	10	12	Total	
0	100.0	99.1	99.0	98.7	99.3	
01/02/13	0.0	0.9	0.5	0.0	0.4	
03/05/13	0.0	0.0	0.0	1.3	0.2	
06/09/13	0.0	0.0	0.5	0.0	0.1	
10/19/13	0.0	0.0	0.0	0.0	0.0	
20-39	0.0	0.0	0.0	0.0	0.0	
40	0.0	0.0	0.0	0.0	0.0	
N of Valid	235	227	198	153	813	
N of Miss	10	23	18	15	66	

Table 156: On how many occasions have you used methamphetamines (meth, speed, crank, crystal meth) in your lifetime?


Response	6	8	10	12	Total	
0	99.6	99.1	98.0	96.7	98.5	
01/02/13	0.0	0.4	1.0	2.0	0.7	
03/05/13	0.4	0.0	1.0	1.3	0.6	
06/09/13	0.0	0.0	0.0	0.0	0.0	
10/19/13	0.0	0.0	0.0	0.0	0.0	
20-39	0.0	0.4	0.0	0.0	0.1	
40	0.0	0.0	0.0	0.0	0.0	
N of Valid	234	227	198	153	812	
N of Miss	11	23	18	15	67	

Table 157: On how many occasions have you used methamphetamines (meth, speed, crank, crystal meth) in the past 30 days?


Response	6	8	10	12	Total	
0	100.0	99.6	99.5	99.3	99.6	
01/02/13	0.0	0.0	0.5	0.0	0.1	
03/05/13	0.0	0.0	0.0	0.7	0.1	
06/09/13	0.0	0.4	0.0	0.0	0.1	
10/19/13	0.0	0.0	0.0	0.0	0.0	
20-39	0.0	0.0	0.0	0.0	0.0	
40	0.0	0.0	0.0	0.0	0.0	
N of Valid	233	227	198	153	811	
N of Miss	12	23	18	15	68	

Table 158: On how many occasions have you used other chemical products (bath salts, plant food, etc.) in your lifetime?




Response	6	8	10	12	Total	
0	99.6	100.0	99.5	98.7	99.5	
01/02/13	0.4	0.0	0.5	0.7	0.4	
03/05/13	0.0	0.0	0.0	0.0	0.0	
06/09/13	0.0	0.0	0.0	0.0	0.0	
10/19/13	0.0	0.0	0.0	0.7	0.1	
20-39	0.0	0.0	0.0	0.0	0.0	
40	0.0	0.0	0.0	0.0	0.0	
N of Valid	235	226	198	152	811	
N of Miss	10	24	18	16	68	

Table 159: On how many occasions have you used other chemical products (bath salts, plant food, etc.) during the past 30 days?


Response	6	8	10	12	Total	
0	100.0	100.0	100.0	100.0	100.0	
01/02/13	0.0	0.0	0.0	0.0	0.0	
03/05/13	0.0	0.0	0.0	0.0	0.0	
06/09/13	0.0	0.0	0.0	0.0	0.0	
10/19/13	0.0	0.0	0.0	0.0	0.0	
20-39	0.0	0.0	0.0	0.0	0.0	
40	0.0	0.0	0.0	0.0	0.0	
N of Valid	234	227	198	152	811	
N of Miss	11	23	18	16	68	

Table 160: On how many occasions have you used heroin or other opiates in your lifetime?






Response	6	8	10	12	Total	
0	100.0	100.0	99.0	98.7	99.5	
01/02/13	0.0	0.0	0.5	0.0	0.1	
03/05/13	0.0	0.0	0.0	0.7	0.1	
06/09/13	0.0	0.0	0.0	0.7	0.1	
10/19/13	0.0	0.0	0.0	0.0	0.0	
20-39	0.0	0.0	0.0	0.0	0.0	
40	0.0	0.0	0.5	0.0	0.1	
N of Valid	234	226	198	153	811	
N of Miss	11	24	18	15	68	

Table 161: On how many occasions have you used heroin or other opiates during the past 30 days?



Response	6	8	10	12	Total	
0	100.0	100.0	99.5	100.0	99.9	
01/02/13	0.0	0.0	0.0	0.0	0.0	
03/05/13	0.0	0.0	0.5	0.0	0.1	
06/09/13	0.0	0.0	0.0	0.0	0.0	
10/19/13	0.0	0.0	0.0	0.0	0.0	
20-39	0.0	0.0	0.0	0.0	0.0	
40	0.0	0.0	0.0	0.0	0.0	
N of Valid	235	227	198	153	813	
N of Miss	10	23	18	15	66	

Table 162: On how many occasions have you used MDMA ('X', 'E', or ecstasy) in your lifetime?






Response	6	8	10	12	Total	
0	100.0	100.0	99.5	96.1	99.1	
01/02/13	0.0	0.0	0.5	2.0	0.5	
03/05/13	0.0	0.0	0.0	0.7	0.1	
06/09/13	0.0	0.0	0.0	0.0	0.0	
10/19/13	0.0	0.0	0.0	0.7	0.1	
20-39	0.0	0.0	0.0	0.0	0.0	
40	0.0	0.0	0.0	0.7	0.1	
N of Valid	230	226	198	153	807	
N of Miss	15	24	18	15	72	

Table 163: On how many occasions have you used MDMA ('X', 'E', or ecstasy) during the past 30 days?



Response	6	8	10	12	Total	
0	100.0	100.0	100.0	99.3	99.9	
01/02/13	0.0	0.0	0.0	0.7	0.1	
03/05/13	0.0	0.0	0.0	0.0	0.0	
06/09/13	0.0	0.0	0.0	0.0	0.0	
10/19/13	0.0	0.0	0.0	0.0	0.0	
20-39	0.0	0.0	0.0	0.0	0.0	
40	0.0	0.0	0.0	0.0	0.0	
N of Valid	230	226	198	153	807	
N of Miss	15	24	18	15	72	

Table 164: On how many occasions have you taken prescription drugs (such as Valium, Xanax, Ritalin, Adderall, OxyContin, Darvocet, or sleeping pills) not prescribed to you in your lifetime?








Response	6	8	10	12	Total	
0	99.1	95.1	91.4	86.3	93.7	
01/02/13	0.0	1.3	1.5	4.6	1.6	
03/05/13	0.0	0.4	3.0	2.0	1.2	
06/09/13	0.0	2.2	1.5	0.7	1.1	
10/19/13	0.4	0.0	1.5	2.6	1.0	
20-39	0.4	0.0	0.0	1.3	0.4	
40	0.0	0.9	1.0	2.6	1.0	
N of Valid	234	225	198	153	810	
N of Miss	11	25	18	15	69	

Table 165: On how many occasions have you taken prescription drugs (such as Valium, Xanax, Ritalin, Adderall, OxyContin, Darvocet, or sleeping pills) not prescribed to you during the past 30 days?








Response	6	8	10	12	Total	
0	99.1	97.8	95.5	93.4	96.8	
01/02/13	0.0	1.3	3.5	2.0	1.6	
03/05/13	0.0	0.4	1.0	1.3	0.6	
06/09/13	0.4	0.0	0.0	0.7	0.2	
10/19/13	0.4	0.0	0.0	1.3	0.4	
20-39	0.0	0.0	0.0	0.7	0.1	
40	0.0	0.4	0.0	0.7	0.2	
N of Valid	234	226	198	152	810	
N of Miss	11	24	18	16	69	

Table 166: On how many occasions have you taken non-prescription medicines such as diet pills (for example, Dietac, Dexatrim or Prolamine), stay-awake pills (for example No-Doz, Vivarin, or Wake), or cough or cold medicines (robos, DXM, etc.) to get high in your lifetime?








Response	6	8	10	12	Total	
0	99.6	95.6	96.0	97.4	97.2	
01/02/13	0.4	3.6	0.5	0.0	1.2	
03/05/13	0.0	0.0	0.5	0.0	0.1	
06/09/13	0.0	0.0	1.0	1.3	0.5	
10/19/13	0.0	0.4	0.0	0.7	0.2	
20-39	0.0	0.4	1.5	0.7	0.6	
40	0.0	0.0	0.5	0.0	0.1	
N of Valid	233	225	198	153	809	
N of Miss	12	25	18	15	70	

Table 167: On how many occasions have you taken non-prescription medicines such as diet pills (for example, Dietac, Dexatrim or Prolamine), stay-awake pills (for example No-Doz, Vivarin, or Wake), or cough or cold medicines (robos, DXM, etc.) to get high during the past 30 days?






Response	6	8	10	12	Total	
0	99.6	98.2	98.0	99.3	98.8	
01/02/13	0.4	1.3	0.5	0.0	0.6	
03/05/13	0.0	0.4	1.0	0.0	0.4	
06/09/13	0.0	0.0	0.0	0.0	0.0	
10/19/13	0.0	0.0	0.5	0.0	0.1	
20-39	0.0	0.0	0.0	0.7	0.1	
40	0.0	0.0	0.0	0.0	0.0	
N of Valid	234	226	197	153	810	
N of Miss	11	24	19	15	69	

Table 168: On how many occasions have you been drunk or very high from drinking alcoholic beverages during the past 30 days?








Response	6	8	10	12	Total	
0	99.6	94.6	94.9	79.5	93.3	
01/02/13	0.4	3.1	2.5	11.9	3.9	
03/05/13	0.0	0.9	1.5	4.0	1.4	
06/09/13	0.0	0.4	0.0	2.0	0.5	
10/19/13	0.0	0.4	1.0	1.3	0.6	
20-39	0.0	0.4	0.0	0.7	0.2	
40	0.0	0.0	0.0	0.7	0.1	
N of Valid	232	223	198	151	804	
N of Miss	13	27	18	17	75	

Table 169: On how many occasions have you drunk flavored alcoholic beverages, sometimes called 'alcopops' (like Mike's Hard Lemonade, Smirnoff Ice, Bacardi Breezers, etc.) in your lifetime?








Response	6	8	10	12	Total	
0	95.3	84.0	82.3	62.7	82.8	
01/02/13	3.4	5.3	5.6	5.9	4.9	
03/05/13	0.9	4.4	5.1	9.8	4.6	
06/09/13	0.4	3.1	2.0	8.5	3.1	
10/19/13	0.0	1.8	2.0	3.3	1.6	
20-39	0.0	0.9	0.5	4.6	1.2	
40	0.0	0.4	2.5	5.2	1.7	
N of Valid	234	225	198	153	810	
N of Miss	11	25	18	15	69	

Table 170: On how many occasions have you drunk flavored alcoholic beverages, sometimes called 'alcopops' (like Mike's Hard Lemonade, Smirnoff Ice, Bacardi Breezers, etc.) during the past 30 days?







Response	6	8	10	12	Total	
0	100.0	95.1	92.9	81.7	93.4	
01/02/13	0.0	3.6	4.5	9.8	4.0	
03/05/13	0.0	0.9	2.0	2.6	1.2	
06/09/13	0.0	0.4	0.5	3.9	1.0	
10/19/13	0.0	0.0	0.0	0.0	0.0	
20-39	0.0	0.0	0.0	0.7	0.1	
40	0.0	0.0	0.0	1.3	0.2	
N of Valid	234	223	198	153	808	
N of Miss	11	27	18	15	71	

Table 171: If you used prescription drugs or over the counter drugs without a doctor telling you to use it or for the purpose of getting high, where did you get these drugs?










Response	6	8	10	12	Total	
I did not use prescription drugs or over the counter drugs to get high.	100.0	97.7	93.2	86.0	95.0	
I bought it or took it from a store or shop.	0.0	0.0	0.0	1.3	0.3	
I got it from my parents with permission.	0.0	0.0	2.6	0.7	0.8	
I got it from home without permission.	0.0	0.0	0.5	3.3	0.8	
I got it from a relative with permission.	0.0	0.9	1.0	2.0	0.9	
I got it from a relative without permission.	0.0	0.0	0.0	0.0	0.0	
I got it from a friends home with permission.	0.0	0.0	0.0	0.7	0.1	
I got it from a friends home without permission.	0.0	0.0	0.0	0.0	0.0	
I got it from a friend while at school.	0.0	0.9	0.5	2.0	0.8	
I got it from a friend while at a party.	0.0	0.0	0.0	0.7	0.1	
I got it from a friend, elsewhere	0.0	0.5	2.1	3.3	1.3	
N of Valid	222	213	192	150	777	
N of Miss	23	37	24	18	102	

Table 172: During the last month, about how many marijuana cigarettes, or the equivalent, did you smoke a day, on the average?








Response	6	8	10	12	Total	
None	100.0	95.4	91.7	79.3	92.8	
Less than 1 a day	0.0	1.4	4.1	7.3	2.8	
1 a day	0.0	0.0	1.6	3.3	1.0	
2-3 a day	0.0	1.8	0.5	3.3	1.3	
4-6 a day	0.0	0.9	1.6	2.7	1.1	
7-10 a day	0.0	0.5	0.0	4.0	0.9	
11 or more a day	0.0	0.0	0.5	0.0	0.1	
N of Valid	227	218	193	150	788	
N of Miss	18	32	23	18	91	

Table 173: How wrong do your friends feel it would be for YOU to: drink alcohol?





Response	6	8	10	12	Total	
Very wrong	84.1	59.1	54.7	39.1	61.4	
Wrong	11.5	15.3	17.2	16.6	14.9	
A little bit wrong	3.5	15.8	16.1	19.9	13.1	
Not wrong at all	0.9	9.8	12.0	24.5	10.6	
N of Valid	226	215	192	151	784	
N of Miss	19	35	24	17	95	

Table 174: How wrong do your friends feel it would be for YOU to: smoke tobacco?





Response	6	8	10	12	Total	
Very wrong	87.9	62.1	58.9	42.3	65.0	
Wrong	10.3	19.6	18.2	14.1	15.5	
A little bit wrong	0.4	9.8	8.9	14.1	7.7	
Not wrong at all	1.3	8.4	14.1	29.5	11.8	
N of Valid	224	214	192	149	779	
N of Miss	21	36	24	19	100	

Table 175: How wrong do your friends feel it would be for YOU to: smoke marijuana?

Response	6	8	10	12	Total	
Very wrong	93.8	70.8	61.1	46.4	70.4	
Wrong	4.4	13.0	11.9	15.9	10.8	
A little bit wrong	0.4	6.9	10.9	10.6	6.7	
Not wrong at all	1.3	9.3	16.1	27.2	12.1	
N of Valid	226	216	193	151	786	
N of Miss	19	34	23	17	93	

Table 176: How wrong do your friends feel it would be for YOU to: use prescription drugs not prescribed to you

Response	6	8	10	12	Total	
Very wrong	92.4	79.8	73.6	60.9	78.2	
Wrong	5.4	13.1	8.8	20.5	11.3	
A little bit wrong	0.4	5.2	10.9	7.9	5.8	
Not wrong at all	1.8	1.9	6.7	10.6	4.7	
N of Valid	223	213	193	151	780	
N of Miss	22	37	23	17	99	

Table 177: How wrong would most adults (over 21) in your neighborhood think it is for kids your age: to use marijuana?

Response	6	8	10	12	Total	
Very wrong	91.7	80.4	65.5	50.0	74.3	
Wrong	5.7	11.2	21.1	25.0	14.6	
A little bit wrong	1.7	6.1	10.3	10.8	6.8	
Not wrong at all	0.9	2.3	3.1	14.2	4.3	
N of Valid	229	214	194	148	785	
N of Miss	16	36	22	20	94	

Table 178: How wrong would most adults (over 21) in your neighborhood think it is for kids your age: to drink alcohol?





Response	6	8	10	12	Total	
Very wrong	87.6	73.6	62.4	39.2	68.3	
Wrong	7.6	12.3	20.6	27.0	15.8	
A little bit wrong	2.7	10.8	12.9	19.6	10.7	
Not wrong at all	2.2	3.3	4.1	14.2	5.3	
N of Valid	225	212	194	148	779	
N of Miss	20	38	22	20	100	

Table 179: How wrong would most adults (over 21) in your neighborhood think it is for kids your age: to smoke cigarettes?





Response	6	8	10	12	Total	
Very wrong	85.0	71.7	66.0	40.3	68.1	
Wrong	9.3	15.6	18.0	24.2	16.0	
A little bit wrong	3.5	9.0	10.8	13.4	8.7	
Not wrong at all	2.2	3.8	5.2	22.1	7.2	
N of Valid	226	212	194	149	781	
N of Miss	19	38	22	19	98	

Table 180: How much do each of the following statements describe your neighborhood? crime and/or drug selling





Response	6	8	10	12	Total	
NO!	78.1	62.9	54.9	45.6	62.0	
no	12.5	18.6	26.9	30.9	21.3	
yes	6.2	13.8	15.0	18.8	12.9	
YES!	3.1	4.8	3.1	4.7	3.9	
N of Valid	224	210	193	149	776	
N of Miss	21	40	23	19	103	

Table 181: How much do each of the following statements describe your neighborhood? fights





Response	6	8	10	12	Total	
NO!	61.7	55.2	52.8	45.3	54.6	
no	18.5	25.2	23.8	27.0	23.3	
yes	13.5	14.3	18.7	23.0	16.8	
YES!	6.3	5.2	4.7	4.7	5.3	
N of Valid	222	210	193	148	773	
N of Miss	23	40	23	20	106	

Table 182: How much do each of the following statements describe your neighborhood? lots of empty or abandoned buildings





Response	6	8	10	12	Total	
NO!	62.2	58.8	57.8	50.3	57.9	
no	21.2	29.4	26.0	26.2	25.6	
yes	12.6	8.5	13.0	19.5	12.9	
YES!	4.1	3.3	3.1	4.0	3.6	
N of Valid	222	211	192	149	774	
N of Miss	23	39	24	19	105	

Table 183: How much do each of the following statements describe your neighborhood? lots of graffiti





Response	6	8	10	12	Total	
NO!	78.2	67.6	64.6	58.5	68.1	
no	16.2	28.5	32.3	34.7	27.2	
yes	5.1	3.4	2.6	4.8	3.9	
YES!	0.5	0.5	0.5	2.0	0.8	
N of Valid	216	207	192	147	762	
N of Miss	29	43	24	21	117	

Table 184: I feel safe in my neighborhood.

Response	6	8	10	12	Total
NO!	12.2	5.2	12.0	12.9	10.4
no	5.0	8.5	6.3	13.6	7.9
yes	25.3	35.8	39.3	34.7	33.5
YES!	57.5	50.5	42.4	38.8	48.2
N of Valid	221	212	191	147	771
N of Miss	24	38	25	21	108

Table 185: If a kid smoked marijuana in your neighborhood would he or she be caught by the police?

Response	6	8	10	12	Total
NO!	11.4	17.3	18.6	28.2	17.9
no	15.9	36.0	44.1	43.7	33.6
yes	24.5	22.9	23.4	19.0	22.8
YES!	48.2	23.8	13.8	9.2	25.7
N of Valid	220	214	188	142	764
N of Miss	25	36	28	26	115

Table 186: If a kid drank some beer, wine or hard liquor (for example, vodka, whiskey, or gin) in your neighborhood would he or she be caught by the police?

Response	6	8	10	12	Total
NO!	12.7	18.2	21.9	28.7	19.5
no	21.8	42.1	47.1	51.0	39.1
yes	27.3	20.1	18.7	13.3	20.5
YES!	38.2	19.6	12.3	7.0	20.8
N of Valid	220	214	187	143	764
N of Miss	25	36	29	25	115

Table 187: If a kid carried a handgun in your neighborhood would he or she be caught by the police?





Response	6	8	10	12	Total	
NO!	12.8	11.3	19.3	25.9	16.4	
no	14.6	31.5	26.7	28.0	24.8	
yes	23.3	28.6	31.0	28.7	27.7	
YES!	49.3	28.6	23.0	17.5	31.1	
N of Valid	219	213	187	143	762	
N of Miss	26	37	29	25	117	

Table 188: If you wanted to get some cigarettes, how easy would it be for you to get some?





Response	6	8	10	12	Total	
Very hard	81.3	52.9	38.8	21.7	51.3	
Sort of hard	7.2	14.4	11.7	5.6	10.0	
Sort of easy	5.7	19.2	19.7	16.8	15.1	
Very easy	5.7	13.5	29.8	55.9	23.5	
N of Valid	209	208	188	143	748	
N of Miss	36	42	28	25	131	

Table 189: If you wanted to get some beer, wine or hard liquor (for example, vodka, whiskey, or gin), how easy would it be for you to get some?





Response	6	8	10	12	Total	
Very hard	84.2	51.0	43.6	21.5	52.7	
Sort of hard	6.2	15.5	13.8	6.2	10.7	
Sort of easy	5.3	19.9	20.2	25.7	17.0	
Very easy	4.3	13.6	22.3	46.5	19.5	
N of Valid	209	206	188	144	747	
N of Miss	36	44	28	24	132	

Table 190: If you wanted to get a drug like cocaine, LSD, or amphetamines, how easy would it be for you to get some?





Response	6	8	10	12	Total	
Very hard	96.2	87.9	72.7	56.2	80.3	
Sort of hard	1.9	8.3	12.8	17.4	9.4	
Sort of easy	0.5	1.0	8.6	11.8	4.8	
Very easy	1.4	2.9	5.9	14.6	5.5	
N of Valid	209	206	187	144	746	
N of Miss	36	44	29	24	133	

Table 191: If you wanted to get a handgun, how easy would it be for you to get one?





Response	6	8	10	12	Total	
Very hard	81.8	68.1	64.2	49.3	67.3	
Sort of hard	5.7	10.6	16.0	10.4	10.6	
Sort of easy	6.2	9.2	8.6	19.4	10.2	
Very easy	6.2	12.1	11.2	20.8	11.9	
N of Valid	209	207	187	144	747	
N of Miss	36	43	29	24	132	

Table 192: If you wanted to get some marijuana, how easy would it be for you to get some?





Response	6	8	10	12	Total	
Very hard	94.2	72.2	47.8	33.1	64.8	
Sort of hard	3.4	7.8	11.8	7.0	7.4	
Sort of easy	1.0	9.8	13.4	14.8	9.2	
Very easy	1.4	10.2	26.9	45.1	18.6	
N of Valid	208	205	186	142	741	
N of Miss	37	45	30	26	138	

Table 193: If you wanted to get prescription drugs for the purpose of getting high, how easy would it be for you to get some?


Response	6	8	10	12	Total	
Very hard	90.5	69.3	50.0	39.2	64.7	
Sort of hard	3.8	12.2	15.2	14.7	11.1	
Sort of easy	2.4	9.3	17.4	16.8	10.8	
Very easy	3.3	9.3	17.4	29.4	13.5	
N of Valid	210	205	184	143	742	
N of Miss	35	45	32	25	137	

Table 194: If you wanted to get synthetic marijuana such as K2 or chemical products such as bath salts to get high, how easy would it be for you to get some?


Response	6	8	10	12	Total	
Very hard	95.7	87.8	71.5	55.6	79.7	
Sort of hard	0.5	6.8	9.7	16.7	7.7	
Sort of easy	1.9	2.0	9.1	11.8	5.6	
Very easy	1.9	3.4	9.7	16.0	7.0	
N of Valid	209	205	186	144	744	
N of Miss	36	45	30	24	135	

Table 195: If you wanted to get steroids to enhance athletic performance, how easy would it be for you to get some?


Response	6	8	10	12	Total	
Very hard	93.7	83.3	69.0	51.7	76.5	
Sort of hard	3.4	10.8	15.5	17.5	11.2	
Sort of easy	2.4	2.0	7.5	16.8	6.3	
Very easy	0.5	3.9	8.0	14.0	5.9	
N of Valid	207	204	187	143	741	
N of Miss	38	46	29	25	138	

Table 196: During the past 12 months, have you participated in any alcohol prevention programs or seen any alcohol prevention messages in your school or community? Yes, a school-based program focused on preventing underage drinking and/or drinking and driving.



Response	6	8	10	12	Total	
No	69.8	86.8	81.5	79.2	79.3	
Yes	30.2	13.2	18.5	20.8	20.7	
N of Valid	245	250	216	168	879	
N of Miss	0	0	0	0	0	

Table 197: During the past 12 months, have you participated in any alcohol prevention programs or seen any alcohol prevention messages in your school or community? Yes, a community-based program focused on preventing underage drinking and/or drinking and driving (for example, through your church or temple or through youth groups like Boys and Girls Club or 4-H).



Response	6	8	10	12	Total	
No	90.2	95.2	92.6	95.8	93.3	
Yes	9.8	4.8	7.4	4.2	6.7	
N of Valid	245	250	216	168	879	
N of Miss	0	0	0	0	0	

Table 198: During the past 12 months, have you participated in any alcohol prevention programs or seen any alcohol prevention messages in your school or community? Yes, a media campaign addressing underage drinking and/or drinking and driving (for example, newspaper ads, posters, pamphlets, radio, TV).



Response	6	8	10	12	Total	
No	88.6	92.8	94.0	92.9	91.9	
Yes	11.4	7.2	6.0	7.1	8.1	
N of Valid	245	250	216	168	879	
N of Miss	0	0	0	0	0	

Table 199: During the past 12 months, have you participated in any alcohol prevention programs or seen any alcohol prevention messages in your school or community? No



Response	6	8	10	12	Total	
No	57.1	36.8	37.0	42.3	43.6	
Yes	42.9	63.2	63.0	57.7	56.4	
N of Valid	245	250	216	168	879	
N of Miss	0	0	0	0	0	

Table 200: How wrong do your parents feel it would be for YOU to: drink beer, wine or hard liquor (for example, vodka, whiskey or gin) regularly?





Response	6	8	10	12	Total	
Very wrong	90.6	85.8	85.4	73.1	84.5	
Wrong	6.9	9.0	8.3	13.1	9.1	
A little bit wrong	1.5	3.8	3.6	5.5	3.5	
Not wrong at all	1.0	1.4	2.6	8.3	2.9	
N of Valid	202	211	192	145	750	
N of Miss	43	39	24	23	129	

Table 201: How wrong do your parents feel it would be for YOU to: smoke tobacco?





Response	6	8	10	12	Total	
Very wrong	97.0	90.6	84.4	69.7	86.7	
Wrong	2.0	4.7	7.3	15.2	6.7	
A little bit wrong	0.0	2.4	3.6	7.6	3.1	
Not wrong at all	1.0	2.4	4.7	7.6	3.6	
N of Valid	202	212	192	145	751	
N of Miss	43	38	24	23	128	

Table 202: How wrong do your parents feel it would be for YOU to: smoke marijuana?





Response	6	8	10	12	Total	
Very wrong	98.0	93.4	85.3	77.1	89.4	
Wrong	1.0	5.2	8.4	9.7	5.8	
A little bit wrong	0.5	0.5	2.6	4.9	1.9	
Not wrong at all	0.5	0.9	3.7	8.3	3.0	
N of Valid	198	212	191	144	745	
N of Miss	47	38	25	24	134	

Table 203: How wrong do your parents feel it would be for YOU to: use prescription drugs not prescribed to you?

Response	6	8	10	12	Total	
Very wrong	97.0	93.9	90.5	85.4	92.2	
Wrong	1.5	4.2	5.8	8.3	4.7	
A little bit wrong	1.0	0.9	1.6	2.8	1.5	
Not wrong at all	0.5	0.9	2.1	3.5	1.6	
N of Valid	199	212	190	144	745	
N of Miss	46	38	26	24	134	

Table 204: How wrong do your parents feel it would be for YOU to: steal something worth more than \$5?

Response	6	8	10	12	Total	
Very wrong	92.5	92.4	87.4	86.9	90.1	
Wrong	5.0	3.8	8.9	7.6	6.2	
A little bit wrong	2.5	2.8	3.1	4.1	3.1	
Not wrong at all	0.0	0.9	0.5	1.4	0.7	
N of Valid	200	211	191	145	747	
N of Miss	45	39	25	23	132	

Table 205: How wrong do your parents feel it would be for YOU to: draw graffiti, write things, or draw pictures on buildings or other property (without the owner's permission)?

Response	6	8	10	12	Total	
Very wrong	93.0	92.5	83.9	81.2	88.2	
Wrong	5.5	4.2	11.5	9.7	7.5	
A little bit wrong	0.5	1.4	2.1	4.2	1.9	
Not wrong at all	1.0	1.9	2.6	4.9	2.4	
N of Valid	200	212	192	144	748	
N of Miss	45	38	24	24	131	

Table 206: How wrong do your parents feel it would be for YOU to: pick a fight with someone?





Response	6	8	10	12	Total	
Very wrong	80.1	66.0	71.9	60.4	70.2	
Wrong	14.9	16.7	15.1	19.4	16.4	
A little bit wrong	4.0	13.9	11.5	16.0	11.0	
Not wrong at all	1.0	3.3	1.6	4.2	2.4	
N of Valid	201	209	192	144	746	
N of Miss	44	41	24	24	133	

Table 207: During the past 12 months, have you talked with at least one of your parents about the dangers of underage drinking and/or drinking and driving? By parents, we mean either your biological parents, adoptive parents, stepparents, or adult guardians - whether or not they live with you.



Response	6	8	10	12	Total	
No	46.2	59.5	55.7	59.2	54.8	
Yes	53.8	40.5	44.3	40.8	45.2	
N of Valid	195	200	185	142	722	
N of Miss	50	50	31	26	157	

Table 208: The rules in my family are clear.





Response	6	8	10	12	Total	
NO!	1.0	5.1	3.6	7.6	4.1	
no	5.0	5.6	7.8	6.9	6.3	
yes	27.1	36.0	38.5	40.3	35.1	
YES!	66.8	53.3	50.0	45.1	54.5	
N of Valid	199	214	192	144	749	
N of Miss	46	36	24	24	130	

Table 209: People in my family often insult or yell at each other.

Response	6	8	10	12	Total	
NO!	43.9	29.0	23.0	28.7	31.4	
no	33.3	39.0	44.0	35.7	38.1	
yes	17.2	21.4	21.5	23.8	20.8	
YES!	5.6	10.5	11.5	11.9	9.7	
N of Valid	198	210	191	143	742	
N of Miss	47	40	25	25	137	

Table 210: When I am not at home, one of my parents knows where I am and who I am with.

Response	6	8	10	12	Total	
NO!	2.1	4.3	4.2	8.4	4.5	
no	1.5	4.8	8.9	5.6	5.2	
yes	20.6	33.5	38.2	37.1	32.0	
YES!	75.8	57.4	48.7	49.0	58.3	
N of Valid	194	209	191	143	737	
N of Miss	51	41	25	25	142	

Table 211: We argue about the same things in my family over and over.

Response	6	8	10	12	Total	
NO!	42.0	26.2	17.9	23.8	27.7	
no	30.6	31.9	39.5	32.9	33.7	
yes	19.2	30.5	30.0	28.0	26.9	
YES!	8.3	11.4	12.6	15.4	11.7	
N of Valid	193	210	190	143	736	
N of Miss	52	40	26	25	143	

Table 212: If you drank some beer or wine or liquor (for example, vodka, whiskey, or gin) without your parents' permission, would you be caught by your parents?

Response	6	8	10	12	Total	
NO!	6.2	8.7	12.6	16.0	10.5	
no	7.8	17.5	19.4	35.4	19.0	
yes	13.0	22.8	26.2	18.8	20.3	
YES!	72.9	51.0	41.9	29.9	50.2	
N of Valid	192	206	191	144	733	
N of Miss	53	44	25	24	146	

Table 213: My family has clear rules about alcohol and drug use.

Response	6	8	10	12	Total	
NO!	3.7	6.3	5.3	11.1	6.3	
no	6.9	11.1	11.6	12.5	10.4	
yes	16.9	20.3	25.4	29.2	22.5	
YES!	72.5	62.3	57.7	47.2	60.8	
N of Valid	189	207	189	144	729	
N of Miss	56	43	27	24	150	

Table 214: If you carried a handgun without your parents' permission, would you be caught by your parents?

Response	6	8	10	12	Total	
NO!	5.3	7.7	7.9	10.3	7.7	
no	3.7	6.3	14.7	17.9	10.1	
yes	15.5	21.7	16.8	29.0	20.3	
YES!	75.4	64.3	60.7	42.8	61.9	
N of Valid	187	207	191	145	730	
N of Miss	58	43	25	23	149	

Table 215: If you skipped school would you be caught by your parents?

Response	6	8	10	12	Total	
NO!	5.3	6.3	7.3	9.9	7.0	
no	4.3	10.1	18.8	21.1	13.0	
yes	18.6	25.1	23.0	26.8	23.2	
YES!	71.8	58.5	50.8	42.3	56.7	
N of Valid	188	207	191	142	728	
N of Miss	57	43	25	26	151	

Table 216: My parents ask if I've gotten my homework done.

Response	6	8	10	12	Total	
NO!	3.2	6.8	9.5	11.9	7.5	
no	6.3	14.1	16.3	21.0	14.0	
yes	21.6	31.1	32.6	35.7	29.9	
YES!	68.9	48.1	41.6	31.5	48.6	
N of Valid	190	206	190	143	729	
N of Miss	55	44	26	25	150	

Table 217: People in my family have serious arguments.

Response	6	8	10	12	Total	
NO!	49.5	33.8	29.9	29.2	36.0	
no	34.6	40.1	36.9	39.6	37.7	
yes	8.5	15.9	20.9	20.8	16.3	
YES!	7.4	10.1	12.3	10.4	10.1	
N of Valid	188	207	187	144	726	
N of Miss	57	43	29	24	153	

Table 218: Would your parents know if you did not come home on time?





Response	6	8	10	12	Total	
NO!	2.7	3.9	5.8	9.8	5.2	
no	3.2	8.7	12.2	14.7	9.4	
yes	22.5	32.0	31.2	30.8	29.1	
YES!	71.7	55.3	50.8	44.8	56.3	
N of Valid	187	206	189	143	725	
N of Miss	58	44	27	25	154	

Table 219: Have any of your brothers or sisters ever: drunk beer, wine or hard liquor (for example, vodka, whiskey or gin)?




Response	6	8	10	12	Total	
No	79.7	63.8	50.0	42.4	60.0	
Yes	16.0	31.4	43.2	55.6	35.3	
I don't have any brothers or sisters	4.3	4.8	6.8	2.1	4.7	
N of Valid	187	207	190	144	728	
N of Miss	58	43	26	24	151	

Table 220: Have any of your brothers or sisters ever: smoked marijuana?




Response	6	8	10	12	Total	
No	92.5	79.1	68.6	58.5	75.8	
Yes	3.2	16.0	24.6	39.4	19.6	
I don't have any brothers or sisters	4.3	4.9	6.8	2.1	4.7	
N of Valid	187	206	191	142	726	
N of Miss	58	44	25	26	153	

Table 221: Have any of your brothers or sisters ever: smoked cigarettes?




Response	6	8	10	12	Total	
No	77.8	68.0	55.5	51.7	64.0	
Yes	17.8	27.2	37.7	46.2	31.3	
I don't have any brothers or sisters	4.3	4.9	6.8	2.1	4.7	
N of Valid	185	206	191	143	725	
N of Miss	60	44	25	25	154	

Table 222: Have any of your brothers or sisters ever: taken a handgun to school?




Response	6	8	10	12	Total	
No	95.7	94.7	90.1	95.1	93.8	
Yes	0.0	0.5	2.1	2.1	1.1	
I don't have any brothers or sisters	4.3	4.9	7.9	2.8	5.1	
N of Valid	186	206	191	143	726	
N of Miss	59	44	25	25	153	

Table 223: Have any of your brothers or sisters ever: been suspended or expelled from school?




Response	6	8	10	12	Total	
No	72.2	67.2	63.7	67.8	67.7	
Yes	23.5	27.9	29.5	29.4	27.5	
I don't have any brothers or sisters	4.3	4.9	6.8	2.8	4.8	
N of Valid	187	204	190	143	724	
N of Miss	58	46	26	25	155	

Table 224: Have you changed homes in the past year (the last 12 months)?



Response	6	8	10	12	Total	
No	67.7	73.0	80.7	78.6	74.8	
Yes	32.3	27.0	19.3	21.4	25.2	
N of Valid	192	204	192	145	733	
N of Miss	53	46	24	23	146	

Table 225: How many times have you changed homes since kindergarten?






Response	6	8	10	12	Total	
Never	43.2	29.3	37.7	29.4	35.1	
1 or 2 times	27.4	33.7	31.9	27.3	30.3	
3 or 4 times	16.8	18.0	17.3	17.5	17.4	
5 or 6 times	4.2	8.3	6.8	10.5	7.3	
7 or more times	8.4	10.7	6.3	15.4	9.9	
N of Valid	190	205	191	143	729	
N of Miss	55	45	25	25	150	

Table 226: Have you changed schools (including changing from elementary to middle and middle to high school) in the past year?



Response	6	8	10	12	Total	
No	65.2	72.9	78.5	78.9	73.6	
Yes	34.8	27.1	21.5	21.1	26.4	
N of Valid	184	199	191	142	716	
N of Miss	61	51	25	26	163	

Table 227: How many times have you changed schools since kindergarten (including changing from elementary to middle and middle to high school)?






Response	6	8	10	12	Total	
Never	35.8	30.5	31.9	36.6	33.5	
1 or 2 times	51.9	47.3	29.8	26.8	39.8	
3 or 4 times	5.3	13.3	25.7	23.9	16.6	
5 or 6 times	3.2	3.9	7.9	7.0	5.4	
7 or more times	3.7	4.9	4.7	5.6	4.7	
N of Valid	187	203	191	142	723	
N of Miss	58	47	25	26	156	

Table 228: Has anyone in your family ever had severe alcohol or drug problems?



Response	6	8	10	12	Total	
No	77.2	59.8	54.5	53.1	61.7	
Yes	22.8	40.2	45.5	46.9	38.3	
N of Valid	193	204	189	143	729	
N of Miss	52	46	27	25	150	

Table 229: About how many adults (over 21) have you known personally who in the past year have: used marijuana, crack, cocaine, or other drugs?






Response	6	8	10	12	Total	
0	84.8	66.5	58.9	45.5	64.8	
1	6.7	14.0	10.9	14.7	11.5	
2	3.9	7.5	13.5	9.8	8.7	
03/04/13	2.2	3.5	6.8	8.4	5.0	
5	2.2	8.5	9.9	21.7	10.0	
N of Valid	178	200	192	143	713	
N of Miss	67	50	24	25	166	

Table 230: About how many adults (over 21) have you known personally who in the past year have: sold or dealt drugs?






Response	6	8	10	12	Total	
0	88.6	76.3	71.2	58.0	74.3	
1	8.0	8.6	10.5	8.4	8.9	
2	1.7	4.0	7.3	13.3	6.2	
03/04/13	1.1	5.1	5.8	7.7	4.8	
5	0.6	6.1	5.2	12.6	5.8	
N of Valid	176	198	191	143	708	
N of Miss	69	52	25	25	171	

Table 231: About how many adults (over 21) have you known personally who in the past year have: done other things that could get them in trouble with the police, like stealing, selling stolen goods, mugging or assaulting others, etc.?






Response	6	8	10	12	Total	
0	85.3	72.2	69.3	58.0	71.8	
1	9.0	10.1	10.9	10.5	10.1	
2	2.8	6.1	7.8	11.2	6.8	
03/04/13	1.1	3.5	4.2	4.9	3.4	
5	1.7	8.1	7.8	15.4	7.9	
N of Valid	177	198	192	143	710	
N of Miss	68	52	24	25	169	

Table 232: About how many adults (over 21) have you known personally who in the past year have: gotten drunk or high?






Response	6	8	10	12	Total	
0	69.7	46.5	46.6	25.2	47.9	
1	15.4	23.2	10.6	18.9	17.0	
2	5.7	8.6	9.5	10.5	8.5	
03/04/13	4.0	6.6	9.0	11.9	7.7	
5	5.1	15.2	24.3	33.6	18.9	
N of Valid	175	198	189	143	705	
N of Miss	70	52	27	25	174	

Table 233: Have you seen or heard information about underage drinking in the past 12 months from the following sources? Radio



Response	6	8	10	12	Total	
No	51.1	60.3	56.7	51.4	55.2	
Yes	48.9	39.7	43.3	48.6	44.8	
N of Valid	182	199	194	146	721	
N of Miss	63	51	22	22	158	

Table 234: Have you seen or heard information about underage drinking in the past 12 months from the following sources? TV.



Response	6	8	10	12	Total	
No	35.7	39.9	35.4	39.6	37.6	
Yes	64.3	60.1	64.6	60.4	62.4	
N of Valid	182	198	192	144	716	
N of Miss	63	52	24	24	163	

Table 235: Have you seen or heard information about underage drinking in the past 12 months from the following sources? Print. This includes information on underage drinking you may have seen in the newspaper, on a billboard, in pamphlets, on stickers, etc.



Response	6	8	10	12	Total	
No	50.0	59.6	52.1	46.6	52.5	
Yes	50.0	40.4	47.9	53.4	47.5	
N of Valid	180	198	192	146	716	
N of Miss	65	52	24	22	163	

Table 236: Have you seen or heard information about underage drinking in the past 12 months from the following sources? Website or social media? (Facebook, Myspace, website, etc.)



Response	6	8	10	12	Total	
No	51.1	54.5	48.9	42.5	49.7	
Yes	48.9	45.5	51.1	57.5	50.3	
N of Valid	182	198	190	146	716	
N of Miss	63	52	26	22	163	

Table 237: The next questions ask about your opinions of the information you saw or heard. If you have seen or heard more than one ad, please think about your favorite ad when answering these questions. The information about underage drinking that I saw or heard was convincing.






Response	6	8	10	12	Total	
NO!	24.0	21.8	22.9	20.8	22.4	
no	4.6	11.4	17.2	17.4	12.5	
yes	20.0	26.4	31.2	27.8	26.4	
YES!	24.6	17.6	15.1	20.8	19.3	
I have not seen or heard any ads about underage drinking in the past 12 months.	26.9	22.8	13.5	13.2	19.3	
N of Valid	175	193	192	144	704	
N of Miss	70	57	24	24	175	

Table 238: The next questions ask about your opinions of the information you saw or heard. If you have seen or heard more than one ad, please think about your favorite ad when answering these questions. The information about underage drinking that I saw or heard grabbed my attention.






Response	6	8	10	12	Total	
NO!	22.9	19.7	22.9	17.4	20.9	
no	7.4	13.5	18.2	22.9	15.2	
yes	19.4	24.4	30.7	26.4	25.3	
YES!	25.1	18.7	14.1	19.4	19.2	
I have not seen or heard any ads about underage drinking in the past 12 months.	25.1	23.8	14.1	13.9	19.5	
N of Valid	175	193	192	144	704	
N of Miss	70	57	24	24	175	

Table 239: The next questions ask about your opinions of the information you saw or heard. If you have seen or heard more than one ad, please think about your favorite ad when answering these questions. The information about underage drinking that I saw or heard said something important to me.






Response	6	8	10	12	Total	
NO!	20.1	19.1	24.0	20.1	20.9	
no	7.5	16.0	18.2	20.1	15.3	
yes	20.1	18.6	27.1	29.9	23.6	
YES!	27.6	22.2	16.1	16.7	20.7	
I have not seen or heard any ads about underage drinking in the past 12 months.	24.7	24.2	14.6	13.2	19.5	
N of Valid	174	194	192	144	704	
N of Miss	71	56	24	24	175	

Table 240: The next questions ask about your opinions of the information you saw or heard. If you have seen or heard more than one ad, please think about your favorite ad when answering these questions. Seeing or hearing this information about underage drinking made me want to stop or decrease my drinking.










Response	6	8	10	12	Total	
NO!	27.3	21.2	23.2	21.5	23.2	
no	2.6	11.1	17.4	17.4	12.3	
yes	8.4	11.6	17.9	20.8	14.6	
YES!	17.5	23.3	20.0	23.6	21.1	
I have not seen or heard any ads about underage drinking in the past 12 months.	44.2	32.8	21.6	16.7	28.8	
N of Valid	154	189	190	144	677	
N of Miss	91	61	26	24	202	

Table 241: How honest were you in filling out this survey?

Response	6	8	10	12	Total	
I was very honest	88.6	81.3	81.8	76.9	82.4	
I was honest pretty much of the time	8.7	17.2	12.5	14.3	13.2	
I was honest some of the time	2.7	1.0	4.7	7.5	3.7	
I was honest once in a while	0.0	0.5	1.0	1.4	0.7	
I was not honest at all	0.0	0.0	0.0	0.0	0.0	
N of Valid	184	198	192	147	721	
N of Miss	61	52	24	21	158	