

A background image showing a row of students in a classroom, sitting at desks and holding yellow pencils, ready to take a test or survey. The students are out of focus, with the focus on the foreground hands and pencils.

# 2017 APNA

## Arkansas Prevention Needs Assessment Survey

**Ouachita County  
Tables**

Arkansas Department of Human Services,  
Division of Aging, Adults and Behavioral  
Health Services  
And  
University of Arkansas at Little Rock  
MidSOUTH Center for Prevention and Training

Conducted by International Survey Associates dba Pride Surveys



## Contents

1	INTRODUCTION	11
2	PERCENTAGE TABLES	15

## List of Frequency Distribution Tables

1	Gender	16
2	Age	16
3	Are you Hispanic or Latino?	16
4	What is your race? Black or African American	17
5	What is your race? Asian	17
6	What is your race? American Indian	17
7	What is your race? Alaska Native	17
8	What is your race? White	18
9	What is your race? Native Hawaiian or Other Pacific Islander	18
10	What is your race? Other	18
11	What is the highest level of schooling completed by your mother or father?	19
12	Think of where you live most of the time. Which of the following people live there with you? Mother	19
13	Think of where you live most of the time. Which of the following people live there with you? Stepmother	19
14	Think of where you live most of the time. Which of the following people live there with you? Foster Mother	20
15	Think of where you live most of the time. Which of the following people live there with you? Grandmother	20
16	Think of where you live most of the time. Which of the following people live there with you? Aunt	20
17	Think of where you live most of the time. Which of the following people live there with you? Father	20
18	Think of where you live most of the time. Which of the following people live there with you? Stepfather	21
19	Think of where you live most of the time. Which of the following people live there with you? Foster Father	21
20	Think of where you live most of the time. Which of the following people live there with you? Grandfather	21
21	Think of where you live most of the time. Which of the following people live there with you? Uncle	21
22	Think of where you live most of the time. Which of the following people live there with you? Other Adults	22
23	Think of where you live most of the time. Which of the following people live there with you? Brother(s)	22
24	Think of where you live most of the time. Which of the following people live there with you? Stepbrother(s)	22
25	Think of where you live most of the time. Which of the following people live there with you? Sister(s)	22
26	Think of where you live most of the time. Which of the following people live there with you? Stepsister(s)	23

27	Think of where you live most of the time. Which of the following people live there with you? Other Children . . . . .	23
28	In my school, students have lots of chances to help decide things like class activities and rules. . . . .	23
29	Teachers ask me to work on special classroom projects. . . . .	23
30	My teacher(s) notices when I am doing a good job and lets me know about it. . . . .	24
31	There are lots of chances for students in my school to get involved in sports, clubs, and other school activities outside of class. . . . .	24
32	There are lots of chances for students in my school to talk with a teacher one-on-one. . . . .	24
33	I feel safe at my school. . . . .	25
34	The school lets my parents know when I have done something well. . . . .	25
35	My teachers praise me when I work hard in school. . . . .	25
36	Are your school grades better than the grades of most students in your class? . . . . .	26
37	I have lots of chances to be part of class discussions or activities. . . . .	26
38	Now thinking back over the past year in school, how often did you: enjoy being in school? . . . . .	26
39	Now thinking back over the past year in school, how often did you: hate being in school? . . . . .	27
40	Now thinking back over the past year in school, how often did you: try to do your best work in school? . . . . .	27
41	How often do you feel that the school work you are assigned is meaningful and important? . . . . .	27
42	Putting them all together, what were your grades like last year? . . . . .	28
43	How important do you think the things you are learning in school are going to be for your later life? . . . . .	28
44	During the LAST FOUR WEEKS how many whole days of school have you missed because you skipped or "cut"? . . . . .	28
45	What are the chances you would be seen as cool if you: smoked cigarettes? . . . . .	29
46	What are the chances you would be seen as cool if you: worked hard at school? . . . . .	29
47	What are the chances you would be seen as cool if you: began drinking alcoholic beverages regularly, that is, at least once or twice a month? . . . . .	29
48	What are the chances you would be seen as cool if you: defended someone who was being bullied? . . . . .	30
49	What are the chances you would be seen as cool if you: smoked marijuana? . . . . .	30
50	What are the chances you would be seen as cool if you: carried a handgun? . . . . .	30
51	What are the chances you would be seen as cool if you: used e-cigarettes, e-cigars or e-hookahs (vaping)? . . . . .	31

52	What are the chances you would be seen as cool if you: bullied someone or cyber bullied someone? . . . . .	31
53	Think of your four best friends (the friends you feel closest to). In the past year (12 months), how many of your best friends have: participated in clubs, organizations or activities at school? . . . . .	31
54	Think of your four best friends (the friends you feel closest to). In the past year (12 months), how many of your best friends have: smoked cigarettes? . . . . .	32
55	Think of your four best friends (the friends you feel closest to). In the past year (12 months), how many of your best friends have: tried beer, wine or hard liquor (for example, vodka, whiskey, or gin) when their parents didn't know about it? . . . . .	32
56	Think of your four best friends (the friends you feel closest to). In the past year (12 months), how many of your best friends have: used e-cigarettes, e-cigars, or e-hookahs? . . . . .	32
57	Think of your four best friends (the friends you feel closest to). In the past year (12 months), how many of your best friends have: used marijuana? . . . . .	33
58	Think of your four best friends (the friends you feel closest to). In the past year (12 months), how many of your best friends have: used prescription drugs or non-prescription drugs for the purpose of getting high? . . . . .	33
59	Think of your four best friends (the friends you feel closest to). In the past year (12 months), how many of your best friends have: used synthetic marijuana (K2, spice) or bath salts? . . . . .	33
60	Think of your four best friends (the friends you feel closest to). In the past year (12 months), how many of your best friends have: used LSD, cocaine, amphetamines, or other illegal drugs? . . . . .	34
61	Think of your four best friends (the friends you feel closest to). In the past year (12 months), how many of your best friends have: been bullied? . . . . .	34
62	Think of your four best friends (the friends you feel closest to). In the past year (12 months), how many of your best friends have: been suspended from school? . . . . .	34
63	Think of your four best friends (the friends you feel closest to). In the past year (12 months), how many of your best friends have: carried a handgun? . . . . .	35
64	Think of your four best friends (the friends you feel closest to). In the past year (12 months), how many of your best friends have: sold illegal drugs? . . . . .	35
65	Think of your four best friends (the friends you feel closest to). In the past year (12 months), how many of your best friends have: regularly attended religious services? . . . . .	35

66	Think of your four best friends (the friends you feel closest to). In the past year (12 months), how many of your best friends have: stolen or tried to steal a motor vehicle such as a car or motorcycle?	36
67	Think of your four best friends (the friends you feel closest to). In the past year (12 months), how many of your best friends have: been arrested?	36
68	Think of your four best friends (the friends you feel closest to). In the past year (12 months), how many of your best friends have: dropped out of school?	36
69	Think of your four best friends (the friends you feel closest to). In the past year (12 months), how many of your best friends have: been members of a gang?	37
70	How old were you when you first: smoked marijuana?	37
71	How old were you when you first: smoked a cigarette, even just a puff?	38
72	How old were you when you first: had more than a sip or two of beer, wine or hard liquor (for example, vodka, whiskey, or gin)?	38
73	How old were you when you first: began drinking alcoholic beverages regularly, that is, at least once or twice a month?	39
74	How old were you when you first: used Pegaramide (peg, Peggy)?	39
75	How old were you when you first: got suspended from school?	40
76	How old were you when you first: got arrested?	40
77	How old were you when you first: carried a handgun?	41
78	How old were you when you first: used e-cigarettes, e-cigars, or e-hookahs (vaping)?	41
79	How old were you when you first: belonged to a gang?	42
80	How old were you when you first: used prescription drugs not prescribed to you?	42
81	How wrong do you think it is for someone your age to: take a handgun to school?	43
82	How wrong do you think it is for someone your age to: steal anything?	43
83	How wrong do you think it is for someone your age to: pick a fight with someone?	43
84	How wrong do you think it is for someone your age to: attack someone with the idea of seriously hurting them?	44
85	How wrong do you think it is for someone your age to: stay away from school all day when their parents think they are at school?	44
86	How wrong do you think it is for someone your age to: drink beer, wine or hard liquor (for example, vodka, whiskey, or gin) regularly?	44
87	How wrong do you think it is for someone your age to: smoke cigarettes?	45
88	How wrong do you think it is for someone your age to: smoke marijuana?	45

89	How wrong do you think it is for someone your age to: use prescription drugs or non-prescription drugs for the purpose of getting high?	45
90	How wrong do you think it is for someone your age to: use synthetic marijuana (K2, spice) or bath salts?	46
91	How wrong do you think it is for someone your age to: use LSD, cocaine, amphetamines or another illegal drug?	46
92	How wrong do you think it is for someone your age to: use e-cigarettes, e-cigars or e-hookahs (vaping)?	46
93	At school during the past 12 months, did you receive help from the resource teacher, speech therapist or other special education teacher?	47
94	How many times in the past year (12 months) have you: been suspended from school?	47
95	How many times in the past year (12 months) have you: carried a handgun?	47
96	How many times in the past year (12 months) have you: sold illegal drugs?	48
97	How many times in the past year (12 months) have you: stolen or tried to steal a motor vehicle such as a car or motorcycle?	48
98	How many times in the past year (12 months) have you: participated in clubs, organizations or activities at school?	48
99	How many times in the past year (12 months) have you: been arrested?	49
100	How many times in the past year (12 months) have you: attacked someone with the idea of seriously hurting them?	49
101	How many times in the past year (12 months) have you: been drunk or high at school?	49
102	How many times in the past year (12 months) have you: taken a handgun to school?	50
103	How many times in the past year (12 months) have you: used e-cigarettes, e-cigars, or e-hookahs (vaping)?	50
104	Are you currently on probation, or assigned a probation officer with Juvenile Court?	50
105	Have you ever belonged to a gang?	51
106	If you have ever belonged to a gang, did that gang have a name?	51
107	You are at a party at someone's house, and one of your friends offers you a drink containing alcohol. What would you say or do?	51
108	How often do you attend religious services or activities?	52
109	I think sometimes it's okay to cheat at school.	52
110	It is important to think before you act.	52
111	Sometimes I think that life is not worth it.	53
112	At times I think I am no good at all.	53
113	All in all, I am inclined to think that I am a failure.	53
114	In the past year, have you felt depressed or sad MOST days, even if you felt okay sometimes?	54
115	It is all right to beat up people if they start the fight.	54

116	I think it is okay to take something without asking if you can get away with it. . . . .	54
117	Where do you get the most information about living a drug and alcohol free life? Parents/guardians . . . . .	55
118	Where do you get the most information about living a drug and alcohol free life? Friends . . . . .	55
119	Where do you get the most information about living a drug and alcohol free life? Family members . . . . .	55
120	Where do you get the most information about living a drug and alcohol free life? School . . . . .	56
121	Where do you get the most information about living a drug and alcohol free life? Internet . . . . .	56
122	Where do you get the most information about living a drug and alcohol free life? TV . . . . .	56
123	Where do you get the most information about living a drug and alcohol free life? Social media . . . . .	57
124	How much do you think people risk harming themselves (physically or in other ways) if they: smoked one or more packs of cigarettes per day? . . . . .	57
125	How much do you think people risk harming themselves (physically or in other ways) if they: try marijuana once or twice? . . . . .	57
126	How much do you think people risk harming themselves (physically or in other ways) if they: smoke marijuana once or twice a week? . . . . .	58
127	How much do you think people risk harming themselves (physically or in other ways) if they: take one or two drinks of an alcoholic beverage (beer, wine, liquor) nearly every day? . . . . .	58
128	How much do you think people risk harming themselves (physically or in other ways) if they: have five or more drinks of an alcoholic beverage once or twice a weekend? . . . . .	58
129	How much do you think people risk harming themselves (physically or in other ways) if they: use prescription drugs that are not prescribed to them? . . . . .	59
130	How much do you think people risk harming themselves (physically or in other ways) if they: use non-prescription drugs to get high? . . . . .	59
131	How much do you think people risk harming themselves (physically or in other ways) if they: use e-cigarettes, e-cigars, or e-hookahs? . . . . .	59
132	Have you ever used smokeless tobacco (chew, snuff, plug, dipping tobacco, or chewing tobacco)? . . . . .	60
133	How often have you used smokeless tobacco during the past 30 days? . . . . .	60
134	Have you ever smoked cigarettes? . . . . .	60
135	How frequently have you smoked cigarettes during the past 30 days? . . . . .	61
136	Which statement best describes rules about smoking inside your home or your family cars? . . . . .	61
137	Have you ever used e-cigarettes, e-cigars, or e-hookahs (vaping)? . . . . .	61

138	How frequently have you used e-cigarettes, e-cigars, or e-hookahs (vaping)? . . . . .	62
139	During this school year, were you taught in any of your classes about the dangers of tobacco use? . . . . .	62
140	During the past 12 months, have you participated in any community activities to discourage people your age from using cigarettes, chewing tobacco, snuff, dip or cigars, e-cigarettes, e-cigars, or e-hookahs? . . . . .	62
141	Think back over the last two weeks. How many times have you had five or more alcoholic drinks in a row? . . . . .	63
142	During the past 30 days, how many times did you ride in a car or other vehicle driven by someone who had been drinking alcohol or using drugs to get high? . . . . .	63
143	During the past 30 days, how many times did you drive a car or other vehicle when you had been drinking alcohol or using drugs to get high? . . . . .	63
144	If you drank alcohol (not just a sip or taste) in the past year, where did you usually drink it? . . . . .	64
145	How do you feel about someone your age having one or two drinks of an alcoholic beverage nearly every day? . . . . .	64
146	On how many occasions have you had alcoholic beverages (beer, wine or hard liquor) to drink in your lifetime - more than just a few sips? . . . . .	64
147	On how many occasions have you drunk one or more drinks of an alcoholic beverage during the past 30 days? . . . . .	65
148	On how many occasions have you used marijuana (grass, pot) or hashish (hash, hash oil) in your lifetime? . . . . .	65
149	On how many occasions have you used marijuana (grass, pot) or hashish (hash, hash oil) during the past 30 days? . . . . .	65
150	On how many occasions have you used LSD or other psychedelics in your lifetime? . . . . .	66
151	On how many occasions have you used LSD or other psychedelics during the past 30 days? . . . . .	66
152	On how many occasions have you used cocaine or crack in your lifetime? . . . . .	66
153	On how many occasions have you used cocaine or crack during the past 30 days? . . . . .	67
154	On how many occasions have you sniffed glue, breathed the contents of an aerosol spray can, or inhaled other gases or sprays, in order to get high in your lifetime? . . . . .	67
155	On how many occasions have you sniffed glue, breathed the contents of an aerosol spray can, or inhaled other gases or sprays, in order to get high during the past 30 days? . . . . .	67
156	On how many occasions have you used Pegaramide (peg, Peggy, etc.) in your lifetime? . . . . .	68



157	On how many occasions have you used Pegaramide (peg, Peggy, etc.) during the past 30 days? . . . . .	68
158	On how many occasions have you used synthetic marijuana (K2, spice) in your lifetime? . . . . .	68
159	On how many occasions have you used synthetic marijuana (K2, spice) during the past 30 days? . . . . .	69
160	On how many occasions have you used methamphetamines (meth, speed, crank, crystal meth) in your lifetime? . . . . .	69
161	On how many occasions have you used methamphetamines (meth, speed, crank, crystal meth) in the past 30 days? . . . . .	69
162	On how many occasions have you used other chemical products (bath salts, plant food, etc.) in your lifetime? . . . . .	70
163	On how many occasions have you used other chemical products (bath salts, plant food, etc.) during the past 30 days? . . . . .	70
164	On how many occasions have you used heroin or other opiates in your lifetime? . . . . .	70
165	On how many occasions have you used heroin or other opiates during the past 30 days? . . . . .	71
166	On how many occasions have you used MDMA ('X', 'E', or ecstasy) in your lifetime? . . . . .	71
167	On how many occasions have you used MDMA ('X', 'E', or ecstasy) during the past 30 days? . . . . .	71
168	On how many occasions have you taken prescription drugs (such as Valium, Xanax, Ritalin, Adderall, OxyContin, Tramadol, or sleeping pills) not prescribed to you in your lifetime? . . . . .	72
169	On how many occasions have you taken prescription drugs (such as Valium, Xanax, Ritalin, Adderall, OxyContin, Tramadol, or sleeping pills) not prescribed to you during the past 30 days? . . . . .	72
170	On how many occasions have you taken non-prescription medicines such as diet pills (for example, Dietac, Dexatrim or Prolamine), stay-awake pills (for example No-Doz, Vivarin, or Wake), or cough or cold medicines (robos, DXM, etc.) to get high in your lifetime? . . . . .	72
171	On how many occasions have you taken non-prescription medicines such as diet pills (for example, Dietac, Dexatrim or Prolamine), stay-awake pills (for example No-Doz, Vivarin, or Wake), or cough or cold medicines (robos, DXM, etc.) to get high during the past 30 days? . . . . .	73
172	On how many occasions have you been drunk or very high from drinking alcoholic beverages during the past 30 days? . . . . .	73
173	On how many occasions have you drunk flavored alcoholic beverages, sometimes called 'alcopops' (like Mike's Hard Lemonade, Smirnoff Ice, Bacardi Breezers, etc.) in your lifetime? . . . . .	73
174	On how many occasions have you drunk flavored alcoholic beverages, sometimes called 'alcopops' (like Mike's Hard Lemonade, Smirnoff Ice, Bacardi Breezers, etc.) during the past 30 days? . . . . .	74

175	If you smoked cigarettes (not just a puff or drag) in the past year, how did you usually get them? . . . . .	74
176	If you used e-cigarettes, e-cigars, or e-hookahs (not just a puff or drag) in the past year, how did you usually get them? - I did not use e-cigarettes, e-cigars, or e-hookahs in the past year . . . . .	75
177	If you used e-cigarettes, e-cigars, or e-hookahs (not just a puff or drag) in the past year, how did you usually get them? - I bought them in a store such as a convenience store, supermarket, discount store, or gas station . . . . .	75
178	If you used e-cigarettes, e-cigars, or e-hookahs (not just a puff or drag) in the past year, how did you usually get them? - I got them on the Internet . . . . .	75
179	If you used e-cigarettes, e-cigars, or e-hookahs (not just a puff or drag) in the past year, how did you usually get them? - I got them at a store that sells electronic cigarettes, such as a "vape shop" . . . . .	75
180	If you used e-cigarettes, e-cigars, or e-hookahs (not just a puff or drag) in the past year, how did you usually get them? - I got them from a family member . . . . .	76
181	If you used e-cigarettes, e-cigars, or e-hookahs (not just a puff or drag) in the past year, how did you usually get them? - I got them from a friend . . . . .	76
182	If you used e-cigarettes, e-cigars, or e-hookahs (not just a puff or drag) in the past year, how did you usually get them? - A stranger got them for me . . . . .	76
183	If you used e-cigarettes, e-cigars, or e-hookahs (not just a puff or drag) in the past year, how did you usually get them? - I took them from a store or shop . . . . .	76
184	If you used e-cigarettes, e-cigars, or e-hookahs (not just a puff or drag) in the past year, how did you usually get them? - I got them some other way . . . . .	77
185	If you used marijuana (grass, pot) (not just a puff or drag) in the past year, how did you usually get it? - I did not use marijuana (grass, pot) in the past year . . . . .	77
186	If you used marijuana (grass, pot) (not just a puff or drag) in the past year, how did you usually get it? - I bought it myself . . . . .	77
187	If you used marijuana (grass, pot) (not just a puff or drag) in the past year, how did you usually get it? - I got it from someone at school . . . . .	77
188	If you used marijuana (grass, pot) (not just a puff or drag) in the past year, how did you usually get it? - I got it from someone with a medical marijuana card . . . . .	78
189	If you used marijuana (grass, pot) (not just a puff or drag) in the past year, how did you usually get it? - I got it from my brother or sister . . . . .	78

190	If you used marijuana (grass, pot) (not just a puff or drag) in the past year, how did you usually get it? - I got it from another relative	78
191	If you used marijuana (grass, pot) (not just a puff or drag) in the past year, how did you usually get it? - Other	78
192	If you drank alcohol (not just a sip or taste) in the past year, how did you usually get it?	79
193	If you used prescription drugs or over the counter drugs without a doctor telling you to use it or for the purpose of getting high, where did you get these drugs? - Did not use	79
194	If you used prescription drugs or over the counter drugs without a doctor telling you to use it or for the purpose of getting high, where did you get these drugs? - Bought or took from store or shop	80
195	If you used prescription drugs or over the counter drugs without a doctor telling you to use it or for the purpose of getting high, where did you get these drugs? - Got from parents with permission	80
196	If you used prescription drugs or over the counter drugs without a doctor telling you to use it or for the purpose of getting high, where did you get these drugs? - Got from home without permission	80
197	If you used prescription drugs or over the counter drugs without a doctor telling you to use it or for the purpose of getting high, where did you get these drugs? - Got from relative with permission	80
198	If you used prescription drugs or over the counter drugs without a doctor telling you to use it or for the purpose of getting high, where did you get these drugs? - Got from relative without permission	81
199	If you used prescription drugs or over the counter drugs without a doctor telling you to use it or for the purpose of getting high, where did you get these drugs? - Got from friend's home with permission	81
200	If you used prescription drugs or over the counter drugs without a doctor telling you to use it or for the purpose of getting high, where did you get these drugs? - Got from friend's home without permission	81
201	If you used prescription drugs or over the counter drugs without a doctor telling you to use it or for the purpose of getting high, where did you get these drugs? - Got from friend at school	81
202	If you used prescription drugs or over the counter drugs without a doctor telling you to use it or for the purpose of getting high, where did you get these drugs? - Got from friend at party	82
203	If you used prescription drugs or over the counter drugs without a doctor telling you to use it or for the purpose of getting high, where did you get these drugs? - Got from friend, elsewhere	82
204	If you used prescription drugs or over the counter drugs without a doctor telling you to use it or for the purpose of getting high, where did you get these drugs? - Got from internet sale	82
205	During the last month, about how many marijuana cigarettes, or the equivalent, did you smoke a day, on the average?	83

206	How wrong do your friends feel it would be for YOU to: have one or two drinks of an alcoholic beverage nearly every day?	83
207	How wrong do your friends feel it would be for YOU to: smoke tobacco?	83
208	How wrong do your friends feel it would be for YOU to: smoke marijuana?	84
209	How wrong do your friends feel it would be for YOU to: use prescription drugs not prescribed to you?	84
210	How wrong would most adults (over 21) in your neighborhood think it is for kids your age: to use marijuana?	84
211	How wrong would most adults (over 21) in your neighborhood think it is for kids your age: to drink alcohol?	85
212	How wrong would most adults (over 21) in your neighborhood think it is for kids your age: to smoke cigarettes?	85
213	How much do each of the following statements describe your neighborhood? crime and/or drug selling	85
214	How much do each of the following statements describe your neighborhood? fights	86
215	How much do each of the following statements describe your neighborhood? lots of empty or abandoned buildings	86
216	How much do each of the following statements describe your neighborhood? lots of graffiti	86
217	I feel safe in my neighborhood.	87
218	If a kid smoked marijuana in your neighborhood would he or she be caught by the police?	87
219	If a kid drank some beer, wine or hard liquor (for example, vodka, whiskey, or gin) in your neighborhood would he or she be caught by the police?	87
220	If a kid carried a handgun in your neighborhood would he or she be caught by the police?	88
221	If you wanted to get some cigarettes, how easy would it be for you to get some?	88
222	If you wanted to get some beer, wine or hard liquor (for example, vodka, whiskey, or gin), how easy would it be for you to get some?	88
223	If you wanted to get a drug like cocaine, LSD, or amphetamines, how easy would it be for you to get some?	89
224	If you wanted to get a handgun, how easy would it be for you to get one?	89
225	If you wanted to get some marijuana, how easy would it be for you to get some?	89
226	If you wanted to get prescription drugs for the purpose of getting high, how easy would it be for you to get some?	90
227	If you wanted to get synthetic marijuana such as K2 or chemical products such as bath salts to get high, how easy would it be for you to get some?	90



228	If you wanted to get steroids to use or to enhance athletic performance, how easy would it be for you to get some? . . . . .	90
229	If you wanted to get e-cigarettes, e-cigars, or e-hookahs, how easy would it be for you to get some? . . . . .	91
230	During the past 12 months, have you participated in any alcohol prevention programs or seen any alcohol prevention messages in your school or community? Yes, a school-based program focused on preventing underage drinking and/or drinking and driving. . . . .	91
231	During the past 12 months, have you participated in any alcohol prevention programs or seen any alcohol prevention messages in your school or community? Yes, a community-based program focused on preventing underage drinking and/or drinking and driving (for example, through your church or temple or through youth groups like Boys and Girls Club or 4-H). . . . .	91
232	During the past 12 months, have you participated in any alcohol prevention programs or seen any alcohol prevention messages in your school or community? Yes, a media campaign addressing underage drinking and/or drinking and driving (for example, newspaper ads, posters, pamphlets, radio, TV). . . . .	92
233	During the past 12 months, have you participated in any alcohol prevention programs or seen any alcohol prevention messages in your school or community? No . . . . .	92
234	How wrong do your parents feel it would be for YOU to: have one or two drinks of an alcoholic beverage nearly every day? . . . . .	92
235	How wrong do your parents feel it would be for YOU to: smoke tobacco? . . . . .	92
236	How wrong do your parents feel it would be for YOU to: smoke marijuana? . . . . .	93
237	How wrong do your parents feel it would be for YOU to: use prescription drugs not prescribed to you? . . . . .	93
238	How wrong do your parents feel it would be for YOU to: steal something? . . . . .	93
239	How wrong do your parents feel it would be for YOU to: draw graffiti, write things, or draw pictures on buildings or other property (without the owner's permission)? . . . . .	94
240	How wrong do your parents feel it would be for YOU to: pick a fight with someone? . . . . .	94
241	During the past 12 months, have you talked with at least one of your parents about the dangers of underage drinking and/or drinking and driving? By parents, we mean either your biological parents, adoptive parents, stepparents, or adult guardians - whether or not they live with you. . . . .	94
242	The rules in my family are clear. . . . .	95
243	People in my family have serious arguments about the same things, and often insult or yell at each other. . . . .	95

244	When I am not at home, one of my parents knows where I am and who I am with. . . . .	95
245	My family has clear rules about alcohol and drug use. . . . .	96
246	If you skipped school would you be caught by your parents? . . . . .	96
247	My parents ask if I've gotten my homework done. . . . .	96
248	Would your parents know if you did not come home on time? . . . . .	97
249	Do you know how to properly dispose of leftover prescription drugs? . . . . .	97
250	Have any of your brothers or sisters ever: drunk beer, wine or hard liquor (for example, vodka, whiskey or gin)? . . . . .	97
251	Have any of your brothers or sisters ever: smoked marijuana? . . . . .	97
252	Have any of your brothers or sisters ever: smoked cigarettes? . . . . .	98
253	Have any of your brothers or sisters ever: taken a handgun to school? . . . . .	98
254	Have any of your brothers or sisters ever: been suspended or expelled from school? . . . . .	98
255	Have any of your brothers or sisters ever: used e-cigarettes, e-cigars or e-hookahs (vaping)? . . . . .	98
256	Have any of your brothers or sisters ever: used prescription drugs not prescribed to him/her? . . . . .	99
257	Have you changed homes in the past year (the last 12 months)? . . . . .	99
258	How many times have you changed homes since kindergarten? . . . . .	99
259	Have you changed schools (including changing from elementary to middle and middle to high school) in the past year? . . . . .	99
260	How many times have you changed schools since kindergarten (including changing from elementary to middle and middle to high school)? . . . . .	100
261	Has anyone in your family ever had severe alcohol or drug problems? . . . . .	100
262	About how many adults (over 21) have you known personally who in the past year have: used marijuana, crack, cocaine, or other drugs? . . . . .	100
263	About how many adults (over 21) have you known personally who in the past year have: sold or dealt drugs? . . . . .	101
264	About how many adults (over 21) have you known personally who in the past year have: done other things that could get them in trouble with the police, like stealing, selling stolen goods, mugging or assaulting others, etc.? . . . .	101
265	About how many adults (over 21) have you known personally who in the past year have: gotten drunk or high? . . . . .	101
266	How honest were you in filling out this survey? . . . . .	102

List of Figures

1	Grade Chart . . . . .	12
2	Gender Chart . . . . .	13
3	Age Chart . . . . .	14

# 1 INTRODUCTION

This report was generated from data collected on the *2017 Arkansas Prevention Needs Assessment Student Survey*. This report contains basic frequency tables of all data collected and graphs on the selected demographic variables of grade, gender and age.

Questions regarding the information found in this report can be directed to:

**International Survey Associates dba Pride Surveys**

Mr. Jay Gleaton

2140 Newmarket Parkway

Suite 116

Marietta, GA 30067

Telephone: (800) 279-6361

Fax: (770) 726-9327

Website: <http://www.pridesurveys.com>

# Grade Chart

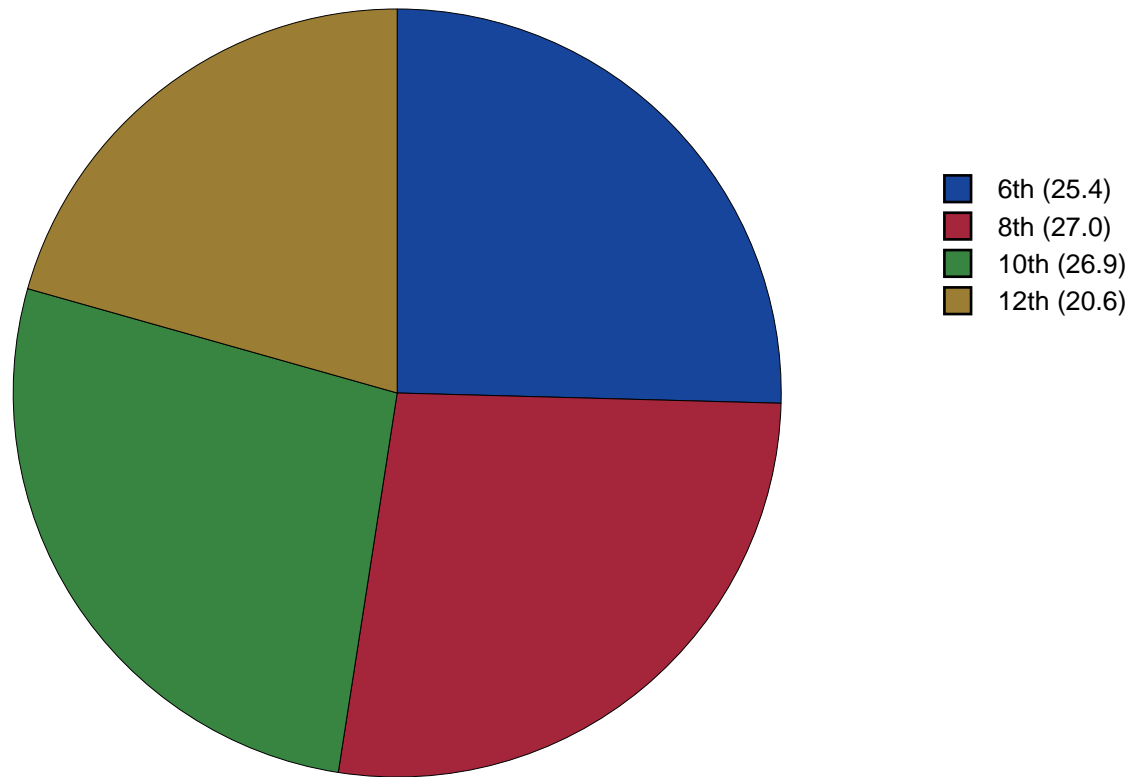


Figure 1: Grade Chart

## Gender Chart

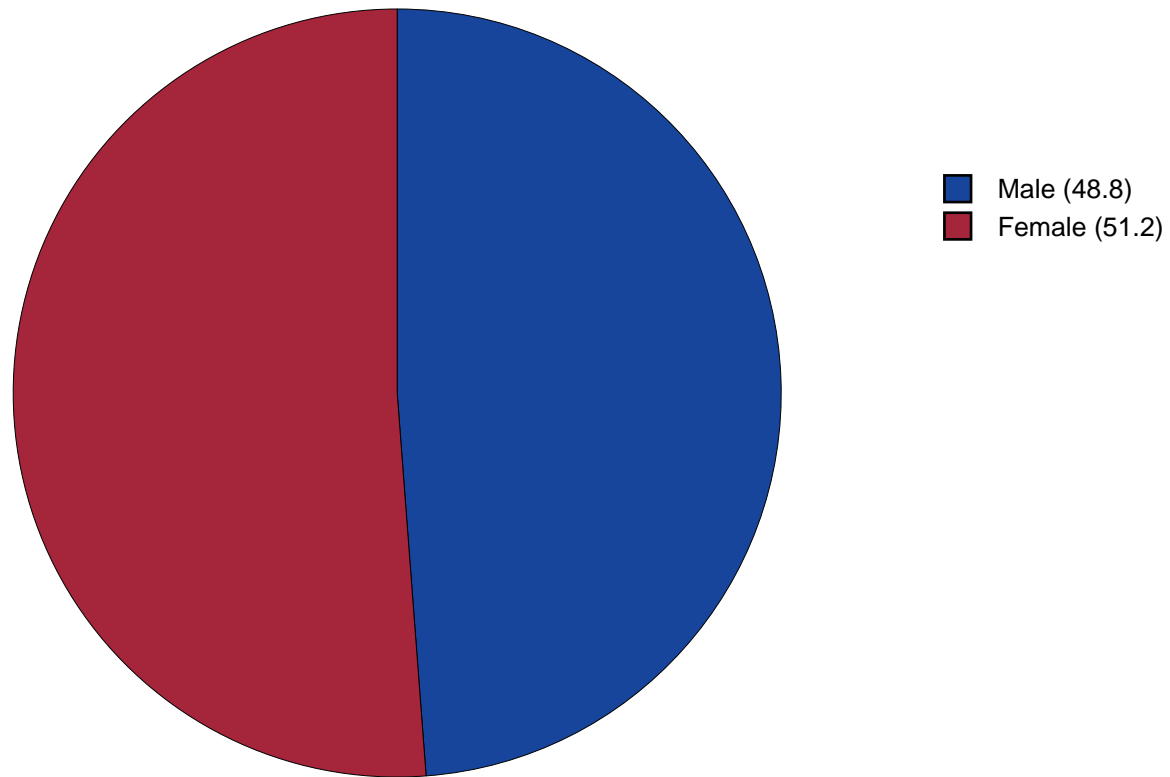


Figure 2: Gender Chart

# Age Chart

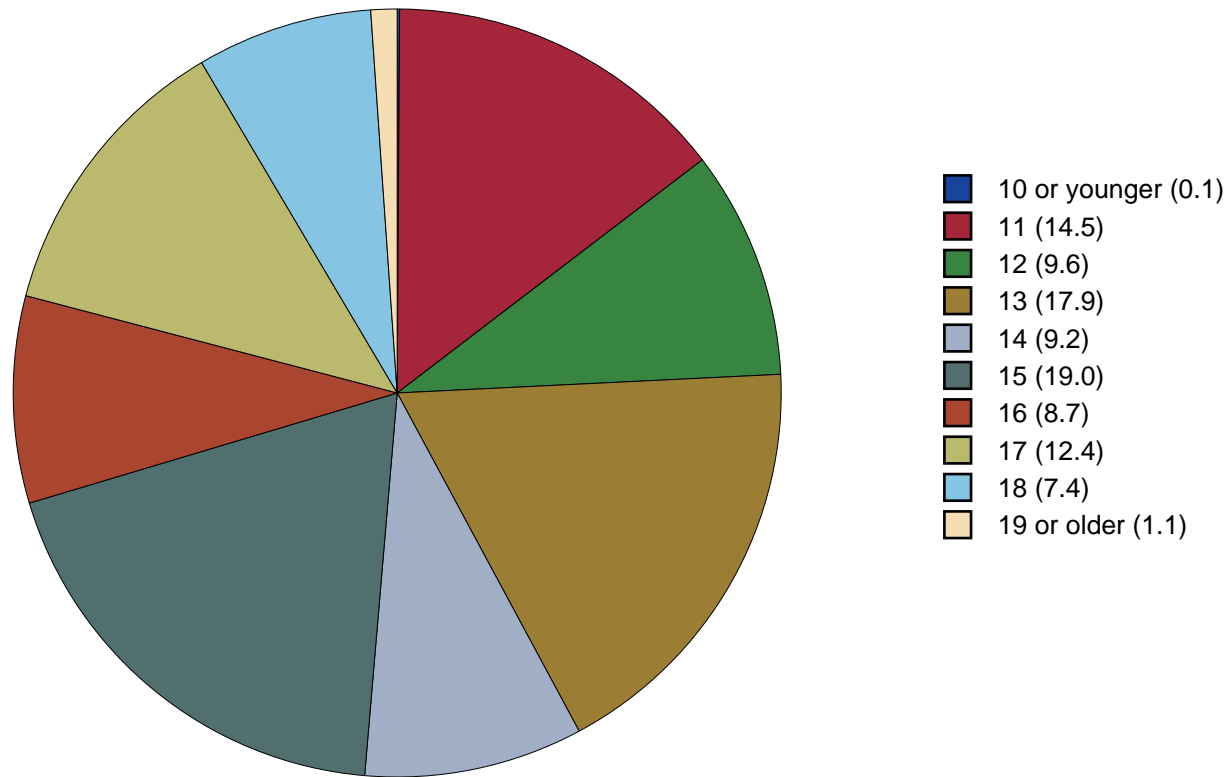


Figure 3: Age Chart



## 2 PERCENTAGE TABLES

The following tables contain frequency distribution detailing how your students responded to each question on the survey. The tables appear in the same order as the questions on the survey. The tables include breakdowns by grade level as well as overall percentages. The *N of Valid* row is a frequency count of the number of valid responses to each question for each grade and overall. The *N of Miss* row is a frequency count of the number of invalid (marked more than one response) or missing (i.e. did not respond) responses to each question for each grade and overall.

For the questions that allowed more than one response (i.e. race, live with, etc.) each response becomes a separate table. If a student did not mark the response, that was counted as a NO response, and if they did mark the response, that was counted as a YES response. Since a non response is a valid response for these questions, the *N of Miss* will always be zero for these questions.

Table 1: Gender



Response	6	8	10	12	Total	
Male	51.0	48.9	43.4	53.1	48.8	
Female	49.0	51.1	56.6	46.9	51.2	
N of Valid	202	219	212	160	793	
N of Miss	5	1	7	8	21	

Table 2: Age











Response	6	8	10	12	Total	
10 or younger	0.5	0.0	0.0	0.0	0.1	
11	57.6	0.0	0.0	0.0	14.5	
12	38.0	0.0	0.0	0.0	9.6	
13	3.9	62.3	0.0	0.0	17.9	
14	0.0	34.1	0.0	0.0	9.2	
15	0.0	3.6	66.7	0.0	19.0	
16	0.0	0.0	32.4	0.0	8.7	
17	0.0	0.0	0.9	58.9	12.4	
18	0.0	0.0	0.0	35.7	7.4	
19 or older	0.0	0.0	0.0	5.4	1.1	
N of Valid	205	220	219	168	812	
N of Miss	2	0	0	0	2	

Table 3: Are you Hispanic or Latino?



Response	6	8	10	12	Total	
No	89.9	94.6	92.6	94.4	92.9	
Yes	10.1	5.4	7.4	5.6	7.1	
N of Valid	178	203	215	162	758	
N of Miss	29	17	4	6	56	

Table 4: What is your race? Black or African American



Response	6	8	10	12	Total	
No	52.2	50.9	56.7	58.7	54.4	
Yes	47.8	49.1	43.3	41.3	45.6	
N of Valid	203	218	217	167	805	
N of Miss	0	0	0	0	0	

Table 5: What is your race? Asian



Response	6	8	10	12	Total	
No	99.0	99.5	98.6	97.0	98.6	
Yes	1.0	0.5	1.4	3.0	1.4	
N of Valid	203	218	217	167	805	
N of Miss	0	0	0	0	0	

Table 6: What is your race? American Indian



Response	6	8	10	12	Total	
No	94.1	96.3	99.1	94.0	96.0	
Yes	5.9	3.7	0.9	6.0	4.0	
N of Valid	203	218	217	167	805	
N of Miss	0	0	0	0	0	

Table 7: What is your race? Alaska Native



Response	6	8	10	12	Total	
No	100.0	100.0	99.5	99.4	99.8	
Yes	0.0	0.0	0.5	0.6	0.2	
N of Valid	203	218	217	167	805	
N of Miss	0	0	0	0	0	

Table 8: What is your race? White



Response	6	8	10	12	Total	
No	55.7	52.3	47.9	43.1	50.1	
Yes	44.3	47.7	52.1	56.9	49.9	
N of Valid	203	218	217	167	805	
N of Miss	0	0	0	0	0	

Table 9: What is your race? Native Hawaiian or Other Pacific Islander



Response	6	8	10	12	Total	
No	100.0	99.5	100.0	98.8	99.6	
Yes	0.0	0.5	0.0	1.2	0.4	
N of Valid	203	218	217	167	805	
N of Miss	0	0	0	0	0	

Table 10: What is your race? Other



Response	6	8	10	12	Total	
No	89.7	92.7	94.5	97.6	93.4	
Yes	10.3	7.3	5.5	2.4	6.6	
N of Valid	203	218	217	167	805	
N of Miss	0	0	0	0	0	

Table 11: What is the highest level of schooling completed by your mother or father?









Response	6	8	10	12	Total	
Completed grade school or less	3.6	1.9	0.9	0.6	1.8	
Some high school	1.5	5.7	17.2	16.8	10.2	
Completed high school	12.4	22.3	19.5	29.3	20.6	
Some college	6.2	17.1	10.2	15.6	12.2	
Completed college	26.3	25.6	27.9	20.4	25.3	
Graduate or professional school after college	11.3	9.5	11.2	9.0	10.3	
Don't know	35.6	15.6	11.6	6.0	17.4	
Does not apply	3.1	2.4	1.4	2.4	2.3	
N of Valid	194	211	215	167	787	
N of Miss	13	9	4	1	27	

Table 12: Think of where you live most of the time. Which of the following people live there with you? Mother



Response	6	8	10	12	Total	
No	10.6	21.5	12.4	18.2	15.6	
Yes	89.4	78.5	87.6	81.8	84.4	
N of Valid	207	219	218	165	809	
N of Miss	0	0	0	0	0	

Table 13: Think of where you live most of the time. Which of the following people live there with you? Stepmother



Response	6	8	10	12	Total	
No	92.3	94.1	98.6	95.8	95.2	
Yes	7.7	5.9	1.4	4.2	4.8	
N of Valid	207	219	218	165	809	
N of Miss	0	0	0	0	0	

Table 14: Think of where you live most of the time. Which of the following people live there with you? Foster Mother



Response	6	8	10	12	Total	
No	100.0	99.5	100.0	100.0	99.9	
Yes	0.0	0.5	0.0	0.0	0.1	
N of Valid	207	219	218	165	809	
N of Miss	0	0	0	0	0	

Table 15: Think of where you live most of the time. Which of the following people live there with you? Grandmother



Response	6	8	10	12	Total	
No	81.6	77.6	84.4	81.8	81.3	
Yes	18.4	22.4	15.6	18.2	18.7	
N of Valid	207	219	218	165	809	
N of Miss	0	0	0	0	0	

Table 16: Think of where you live most of the time. Which of the following people live there with you? Aunt



Response	6	8	10	12	Total	
No	89.4	94.5	94.5	95.8	93.4	
Yes	10.6	5.5	5.5	4.2	6.6	
N of Valid	207	219	218	165	809	
N of Miss	0	0	0	0	0	

Table 17: Think of where you live most of the time. Which of the following people live there with you? Father



Response	6	8	10	12	Total	
No	52.2	57.1	59.6	61.8	57.5	
Yes	47.8	42.9	40.4	38.2	42.5	
N of Valid	207	219	218	165	809	
N of Miss	0	0	0	0	0	



Table 18: Think of where you live most of the time. Which of the following people live there with you? Stepfather



Response	6	8	10	12	Total	
No	81.6	84.0	82.6	94.5	85.2	
Yes	18.4	16.0	17.4	5.5	14.8	
N of Valid	207	219	218	165	809	
N of Miss	0	0	0	0	0	

Table 19: Think of where you live most of the time. Which of the following people live there with you? Foster Father



Response	6	8	10	12	Total	
No	99.0	99.1	100.0	100.0	99.5	
Yes	1.0	0.9	0.0	0.0	0.5	
N of Valid	207	219	218	165	809	
N of Miss	0	0	0	0	0	

Table 20: Think of where you live most of the time. Which of the following people live there with you? Grandfather



Response	6	8	10	12	Total	
No	90.8	84.9	94.0	86.1	89.1	
Yes	9.2	15.1	6.0	13.9	10.9	
N of Valid	207	219	218	165	809	
N of Miss	0	0	0	0	0	

Table 21: Think of where you live most of the time. Which of the following people live there with you? Uncle



Response	6	8	10	12	Total	
No	93.2	93.2	96.8	95.2	94.6	
Yes	6.8	6.8	3.2	4.8	5.4	
N of Valid	207	219	218	165	809	
N of Miss	0	0	0	0	0	

Table 22: Think of where you live most of the time. Which of the following people live there with you? Other Adults



Response	6	8	10	12	Total	
No	96.6	99.1	97.7	98.8	98.0	
Yes	3.4	0.9	2.3	1.2	2.0	
N of Valid	207	219	218	165	809	
N of Miss	0	0	0	0	0	

Table 23: Think of where you live most of the time. Which of the following people live there with you? Brother(s)



Response	6	8	10	12	Total	
No	44.0	55.3	58.3	66.1	55.4	
Yes	56.0	44.7	41.7	33.9	44.6	
N of Valid	207	219	218	165	809	
N of Miss	0	0	0	0	0	

Table 24: Think of where you live most of the time. Which of the following people live there with you? Stepbrother(s)



Response	6	8	10	12	Total	
No	93.7	95.9	96.8	98.8	96.2	
Yes	6.3	4.1	3.2	1.2	3.8	
N of Valid	207	219	218	165	809	
N of Miss	0	0	0	0	0	

Table 25: Think of where you live most of the time. Which of the following people live there with you? Sister(s)



Response	6	8	10	12	Total	
No	51.2	63.9	56.0	68.5	59.5	
Yes	48.8	36.1	44.0	31.5	40.5	
N of Valid	207	219	218	165	809	
N of Miss	0	0	0	0	0	

Table 26: Think of where you live most of the time. Which of the following people live there with you? Stepsister(s)

Response	6	8	10	12	Total	
No	94.7	95.0	96.3	98.2	95.9	
Yes	5.3	5.0	3.7	1.8	4.1	
N of Valid	207	219	218	165	809	
N of Miss	0	0	0	0	0	

Table 27: Think of where you live most of the time. Which of the following people live there with you? Other Children

Response	6	8	10	12	Total	
No	92.3	96.3	95.4	95.8	94.9	
Yes	7.7	3.7	4.6	4.2	5.1	
N of Valid	207	219	218	165	809	
N of Miss	0	0	0	0	0	

Table 28: In my school, students have lots of chances to help decide things like class activities and rules.

Response	6	8	10	12	Total	
NO!	20.1	13.0	13.3	24.7	17.3	
no	27.3	34.3	40.8	36.1	34.7	
yes	44.8	47.7	42.7	32.5	42.4	
YES!	7.7	5.1	3.3	6.6	5.6	
N of Valid	194	216	211	166	787	
N of Miss	13	4	8	2	27	

Table 29: Teachers ask me to work on special classroom projects.

Response	6	8	10	12	Total	
NO!	7.1	12.7	9.0	9.1	9.6	
no	30.6	38.2	38.4	36.4	36.0	
yes	45.4	39.2	46.4	46.1	44.1	
YES!	16.8	9.9	6.2	8.5	10.3	
N of Valid	196	212	211	165	784	
N of Miss	11	8	8	3	30	

Table 30: My teacher(s) notices when I am doing a good job and lets me know about it.

Response	6	8	10	12	Total
NO!	6.1	5.5	5.3	11.6	6.9
no	14.2	22.6	28.7	19.5	21.5
yes	45.2	48.4	51.7	45.7	47.9
YES!	34.5	23.5	14.4	23.2	23.8
N of Valid	197	217	209	164	787
N of Miss	10	3	10	4	27

Table 31: There are lots of chances for students in my school to get involved in sports, clubs, and other school activities outside of class.

Response	6	8	10	12	Total
NO!	6.0	2.3	3.3	5.6	4.2
no	7.5	3.2	6.2	11.7	6.8
yes	31.8	34.6	44.1	38.3	37.2
YES!	54.7	59.9	46.4	44.4	51.8
N of Valid	201	217	211	162	791
N of Miss	6	3	8	6	23

Table 32: There are lots of chances for students in my school to talk with a teacher one-on-one.

Response	6	8	10	12	Total
NO!	4.6	2.8	6.7	9.8	5.7
no	18.4	16.7	19.7	19.5	18.5
yes	41.3	54.6	55.3	50.0	50.5
YES!	35.7	25.9	18.3	20.7	25.3
N of Valid	196	216	208	164	784
N of Miss	11	4	11	4	30

Table 33: I feel safe at my school.

Response	6	8	10	12	Total
NO!	10.5	7.9	11.5	12.2	10.4
no	13.6	19.6	20.1	20.1	18.4
yes	43.5	55.1	52.6	48.8	50.3
YES!	32.5	17.3	15.8	18.9	21.0
N of Valid	191	214	209	164	778
N of Miss	16	6	10	4	36

Table 34: The school lets my parents know when I have done something well.

Response	6	8	10	12	Total
NO!	13.8	16.1	26.4	23.3	19.8
no	29.1	42.9	36.1	48.5	38.8
yes	34.7	25.8	30.3	23.3	28.7
YES!	22.4	15.2	7.2	4.9	12.8
N of Valid	196	217	208	163	784
N of Miss	11	3	11	5	30

Table 35: My teachers praise me when I work hard in school.

Response	6	8	10	12	Total
NO!	17.6	15.7	18.8	16.5	17.2
no	30.6	40.7	41.8	32.9	36.9
yes	35.2	33.8	33.7	42.1	35.9
YES!	16.6	9.7	5.8	8.5	10.1
N of Valid	193	216	208	164	781
N of Miss	14	4	11	4	33

Table 36: Are your school grades better than the grades of most students in your class?

Response	6	8	10	12	Total
NO!	7.2	4.2	6.2	6.7	6.0
no	23.7	27.4	27.8	23.0	25.7
yes	43.8	46.5	50.7	48.5	47.4
YES!	25.3	21.9	15.3	21.8	20.9
N of Valid	194	215	209	165	783
N of Miss	13	5	10	3	31

Table 37: I have lots of chances to be part of class discussions or activities.

Response	6	8	10	12	Total
NO!	6.1	3.2	6.7	6.1	5.5
no	11.2	16.2	16.7	20.0	15.9
yes	48.5	55.6	58.9	52.7	54.1
YES!	34.2	25.0	17.7	21.2	24.6
N of Valid	196	216	209	165	786
N of Miss	11	4	10	3	28

Table 38: Now thinking back over the past year in school, how often did you: enjoy being in school?

Response	6	8	10	12	Total
Never	9.5	9.3	12.4	23.5	13.1
Seldom	9.5	15.0	15.8	22.8	15.4
Sometimes	39.7	42.5	47.4	33.3	41.2
Often	15.1	23.8	19.6	16.0	18.9
Almost always	26.1	9.3	4.8	4.3	11.4
N of Valid	199	214	209	162	784
N of Miss	8	6	10	6	30



Table 39: Now thinking back over the past year in school, how often did you: hate being in school?

Response	6	8	10	12	Total	
Never	15.9	6.5	4.8	4.9	8.1	
Seldom	24.6	23.8	16.3	16.0	20.4	
Sometimes	30.3	37.4	38.8	29.4	34.3	
Often	17.4	18.7	24.9	23.3	21.0	
Almost always	11.8	13.6	15.3	26.4	16.3	
N of Valid	195	214	209	163	781	
N of Miss	12	6	10	5	33	

Table 40: Now thinking back over the past year in school, how often did you: try to do your best work in school?

Response	6	8	10	12	Total	
Never	0.0	0.0	1.4	3.7	1.1	
Seldom	0.0	1.9	2.4	1.9	1.5	
Sometimes	8.5	11.6	12.0	16.1	11.8	
Often	11.0	27.4	27.3	25.5	22.8	
Almost always	80.5	59.1	56.9	52.8	62.7	
N of Valid	200	215	209	161	785	
N of Miss	7	5	10	7	29	

Table 41: How often do you feel that the school work you are assigned is meaningful and important?

Response	6	8	10	12	Total	
Never	5.9	6.1	6.2	12.9	7.5	
Seldom	12.4	13.7	23.0	22.1	17.6	
Sometimes	19.8	30.2	35.9	39.9	31.0	
Often	28.2	30.7	27.8	15.3	26.1	
Almost always	33.7	19.3	7.2	9.8	17.8	
N of Valid	202	212	209	163	786	
N of Miss	5	8	10	5	28	

Table 42: Putting them all together, what were your grades like last year?

Response	6	8	10	12	Total
Mostly F's	1.8	0.5	0.5	0.6	0.8
Mostly D's	3.0	2.5	3.0	4.4	3.1
Mostly C's	13.6	18.6	15.3	16.2	16.1
Mostly B's	30.2	37.3	43.6	39.4	37.8
Mostly A's	51.5	41.2	37.6	39.4	42.2
N of Valid	169	204	202	160	735
N of Miss	38	16	17	8	79

Table 43: How important do you think the things you are learning in school are going to be for your later life?

Response	6	8	10	12	Total
Very important	61.5	37.5	19.2	13.4	33.8
Quite important	18.5	23.6	28.8	20.7	23.1
Fairly important	10.5	23.6	29.8	29.3	23.1
Slightly important	7.5	13.0	16.8	27.4	15.6
Not at all important	2.0	2.3	5.3	9.1	4.4
N of Valid	200	216	208	164	788
N of Miss	7	4	11	4	26

Table 44: During the LAST FOUR WEEKS how many whole days of school have you missed because you skipped or "cut"?

Response	6	8	10	12	Total
None	56.7	65.3	81.8	66.7	67.7
1	13.8	9.7	4.8	9.9	9.5
2	9.4	9.3	5.3	9.9	8.4
3	6.9	6.5	2.4	3.1	4.8
4-5	7.9	7.4	2.9	4.9	5.8
6-10	3.4	0.9	2.9	3.1	2.5
11 or more	2.0	0.9	0.0	2.5	1.3
N of Valid	203	216	209	162	790
N of Miss	4	4	10	6	24

Table 45: What are the chances you would be seen as cool if you: smoked cigarettes?






Response	6	8	10	12	Total	
No or very little chance	86.9	83.6	72.9	72.7	79.4	
Little chance	5.2	8.4	14.6	10.6	9.6	
Some chance	4.7	5.6	6.8	8.1	6.2	
Pretty good chance	0.5	1.9	3.6	3.1	2.2	
Very good chance	2.6	0.5	2.1	5.6	2.5	
N of Valid	191	214	192	161	758	
N of Miss	16	6	27	7	56	

Table 46: What are the chances you would be seen as cool if you: worked hard at school?






Response	6	8	10	12	Total	
No or very little chance	3.0	8.9	6.8	9.4	7.0	
Little chance	8.1	7.9	14.7	15.0	11.2	
Some chance	7.1	19.6	21.5	23.1	17.6	
Pretty good chance	15.2	25.2	33.5	30.6	25.9	
Very good chance	66.5	38.3	23.6	21.9	38.5	
N of Valid	197	214	191	160	762	
N of Miss	10	6	28	8	52	

Table 47: What are the chances you would be seen as cool if you: began drinking alcoholic beverages regularly, that is, at least once or twice a month?






Response	6	8	10	12	Total	
No or very little chance	82.8	77.6	56.1	47.2	67.1	
Little chance	7.3	10.3	18.5	15.5	12.7	
Some chance	5.7	6.5	9.5	13.7	8.6	
Pretty good chance	1.0	3.7	9.0	13.0	6.3	
Very good chance	3.1	1.9	6.9	10.6	5.3	
N of Valid	192	214	189	161	756	
N of Miss	15	6	30	7	58	

Table 48: What are the chances you would be seen as cool if you: defended someone who was being bullied?






Response	6	8	10	12	Total	
No or very little chance	10.3	14.7	11.0	14.3	12.6	
Little chance	5.7	8.3	14.7	16.1	10.9	
Some chance	11.3	24.0	27.2	29.2	22.7	
Pretty good chance	25.3	26.7	23.6	19.3	24.0	
Very good chance	47.4	26.3	23.6	21.1	29.9	
N of Valid	194	217	191	161	763	
N of Miss	13	3	28	7	51	

Table 49: What are the chances you would be seen as cool if you: smoked marijuana?






Response	6	8	10	12	Total	
No or very little chance	88.9	76.6	57.6	42.2	67.6	
Little chance	3.7	8.9	8.4	10.6	7.8	
Some chance	2.6	5.1	11.0	15.5	8.2	
Pretty good chance	2.1	4.7	8.4	11.2	6.3	
Very good chance	2.6	4.7	14.7	20.5	10.1	
N of Valid	190	214	191	161	756	
N of Miss	17	6	28	7	58	

Table 50: What are the chances you would be seen as cool if you: carried a handgun?






Response	6	8	10	12	Total	
No or very little chance	75.1	76.1	70.3	59.6	70.9	
Little chance	8.3	10.8	12.0	16.1	11.6	
Some chance	5.2	6.1	8.3	10.6	7.4	
Pretty good chance	3.1	3.3	4.2	5.0	3.8	
Very good chance	8.3	3.8	5.2	8.7	6.3	
N of Valid	193	213	192	161	759	
N of Miss	14	7	27	7	55	

Table 51: What are the chances you would be seen as cool if you: used e-cigarettes, e-cigars or e-hookahs (vaping)?






Response	6	8	10	12	Total	
No or very little chance	83.3	76.6	62.5	54.7	70.1	
Little chance	8.3	10.3	13.5	9.9	10.5	
Some chance	5.2	4.7	10.4	14.9	8.4	
Pretty good chance	0.0	3.7	6.8	8.7	4.6	
Very good chance	3.1	4.7	6.8	11.8	6.3	
N of Valid	192	214	192	161	759	
N of Miss	15	6	27	7	55	

Table 52: What are the chances you would be seen as cool if you: bullied someone or cyber bullied someone?






Response	6	8	10	12	Total	
No or very little chance	83.3	76.6	62.5	54.7	70.1	
Little chance	8.3	10.3	13.5	9.9	10.5	
Some chance	5.2	4.7	10.4	14.9	8.4	
Pretty good chance	0.0	3.7	6.8	8.7	4.6	
Very good chance	3.1	4.7	6.8	11.8	6.3	
N of Valid	192	214	192	161	759	
N of Miss	15	6	27	7	55	

Table 53: Think of your four best friends (the friends you feel closest to). In the past year (12 months), how many of your best friends have: participated in clubs, organizations or activities at school?






Response	6	8	10	12	Total	
0	26.2	8.4	8.4	18.6	15.0	
1	15.0	7.5	10.0	7.5	10.0	
2	11.8	19.2	15.3	16.8	15.8	
3	13.4	15.0	15.3	13.0	14.2	
4	33.7	50.0	51.1	44.1	44.9	
N of Valid	187	214	190	161	752	
N of Miss	20	6	29	7	62	

Table 54: Think of your four best friends (the friends you feel closest to). In the past year (12 months), how many of your best friends have: smoked cigarettes?






Response	6	8	10	12	Total	
0	89.5	87.4	77.8	68.1	81.4	
1	8.9	6.5	10.6	13.1	9.5	
2	0.0	3.3	8.5	8.1	4.8	
3	1.0	1.9	1.1	5.6	2.3	
4	0.5	0.9	2.1	5.0	2.0	
N of Valid	191	214	189	160	754	
N of Miss	16	6	30	8	60	

Table 55: Think of your four best friends (the friends you feel closest to). In the past year (12 months), how many of your best friends have: tried beer, wine or hard liquor (for example, vodka, whiskey, or gin) when their parents didn't know about it?






Response	6	8	10	12	Total	
0	81.8	70.1	44.7	40.6	60.4	
1	12.0	14.0	20.0	13.1	14.8	
2	2.6	7.9	8.4	16.2	8.5	
3	2.1	3.3	5.3	8.8	4.6	
4	1.6	4.7	21.6	21.2	11.6	
N of Valid	192	214	190	160	756	
N of Miss	15	6	29	8	58	

Table 56: Think of your four best friends (the friends you feel closest to). In the past year (12 months), how many of your best friends have: used e-cigarettes, e-cigars, or e-hookahs?






Response	6	8	10	12	Total	
0	95.9	88.7	79.7	64.4	83.1	
1	2.6	7.0	8.0	10.0	6.8	
2	0.5	1.9	4.3	8.8	3.6	
3	0.5	1.4	3.2	5.0	2.4	
4	0.5	0.9	4.8	11.9	4.1	
N of Valid	193	213	187	160	753	
N of Miss	14	7	32	8	61	



Table 57: Think of your four best friends (the friends you feel closest to). In the past year (12 months), how many of your best friends have: used marijuana?






Response	6	8	10	12	Total	
0	95.7	85.8	65.8	50.6	75.8	
1	2.1	6.1	12.1	11.4	7.8	
2	0.5	4.2	8.9	9.5	5.6	
3	0.5	2.4	3.7	7.0	3.2	
4	1.1	1.4	9.5	21.5	7.6	
N of Valid	188	212	190	158	748	
N of Miss	19	8	29	10	66	

Table 58: Think of your four best friends (the friends you feel closest to). In the past year (12 months), how many of your best friends have: used prescription drugs or non-prescription drugs for the purpose of getting high?






Response	6	8	10	12	Total	
0	96.3	92.0	87.8	81.2	89.8	
1	3.2	5.6	7.4	8.1	6.0	
2	0.0	0.9	1.6	5.6	1.9	
3	0.0	1.4	1.6	0.6	0.9	
4	0.5	0.0	1.6	4.4	1.5	
N of Valid	190	213	189	160	752	
N of Miss	17	7	30	8	62	

Table 59: Think of your four best friends (the friends you feel closest to). In the past year (12 months), how many of your best friends have: used synthetic marijuana (K2, spice) or bath salts?






Response	6	8	10	12	Total	
0	97.9	95.8	94.2	90.0	94.7	
1	0.5	1.4	2.6	3.8	2.0	
2	1.1	1.9	2.1	3.1	2.0	
3	0.0	0.9	0.0	0.6	0.4	
4	0.5	0.0	1.1	2.5	0.9	
N of Valid	187	215	190	160	752	
N of Miss	20	5	29	8	62	

Table 60: Think of your four best friends (the friends you feel closest to). In the past year (12 months), how many of your best friends have: used LSD, cocaine, amphetamines, or other illegal drugs?






Response	6	8	10	12	Total	
0	97.3	96.2	95.8	89.9	95.0	
1	1.6	0.0	2.1	5.1	2.0	
2	0.0	1.4	0.5	0.6	0.7	
3	0.5	0.9	0.5	0.6	0.7	
4	0.5	1.4	1.1	3.8	1.6	
N of Valid	187	212	189	158	746	
N of Miss	20	8	30	10	68	

Table 61: Think of your four best friends (the friends you feel closest to). In the past year (12 months), how many of your best friends have: been bullied?

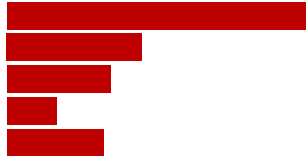




Response	6	8	10	12	Total	
0	25.9	39.0	61.5	65.0	46.8	
1	28.6	20.2	15.0	14.0	19.7	
2	18.0	18.8	11.2	8.3	14.5	
3	6.3	9.9	1.1	4.5	5.6	
4	21.2	12.2	11.2	8.3	13.4	
N of Valid	189	213	187	157	746	
N of Miss	18	7	32	11	68	

Table 62: Think of your four best friends (the friends you feel closest to). In the past year (12 months), how many of your best friends have: been suspended from school?

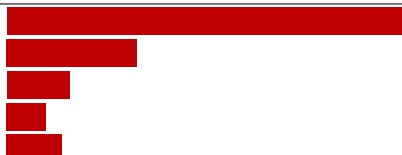




Response	6	8	10	12	Total	
0	57.2	62.0	65.4	68.4	63.0	
1	20.3	20.2	16.2	18.4	18.8	
2	10.7	8.0	7.3	4.4	7.7	
3	4.8	3.8	5.2	1.3	3.9	
4	7.0	6.1	5.8	7.6	6.5	
N of Valid	187	213	191	158	749	
N of Miss	20	7	28	10	65	

Table 63: Think of your four best friends (the friends you feel closest to). In the past year (12 months), how many of your best friends have: carried a handgun?






Response	6	8	10	12	Total	
0	91.5	89.6	89.4	84.3	88.9	
1	3.2	4.2	6.9	6.9	5.2	
2	1.1	2.4	1.6	0.6	1.5	
3	1.1	0.9	0.0	3.8	1.3	
4	3.2	2.8	2.1	4.4	3.1	
N of Valid	188	212	189	159	748	
N of Miss	19	8	30	9	66	

Table 64: Think of your four best friends (the friends you feel closest to). In the past year (12 months), how many of your best friends have: sold illegal drugs?






Response	6	8	10	12	Total	
0	98.9	94.3	93.2	87.3	93.7	
1	0.5	2.4	4.2	4.4	2.8	
2	0.0	2.4	1.6	3.2	1.7	
3	0.0	0.5	0.0	1.3	0.4	
4	0.5	0.5	1.1	3.8	1.3	
N of Valid	189	212	190	158	749	
N of Miss	18	8	29	10	65	

Table 65: Think of your four best friends (the friends you feel closest to). In the past year (12 months), how many of your best friends have: regularly attended religious services?






Response	6	8	10	12	Total	
0	56.0	27.8	17.6	29.7	32.7	
1	7.1	9.6	14.4	13.9	11.1	
2	3.8	15.3	19.8	19.6	14.5	
3	10.3	14.8	17.6	12.7	14.0	
4	22.8	32.5	30.5	24.1	27.8	
N of Valid	184	209	187	158	738	
N of Miss	23	11	32	10	76	

Table 66: Think of your four best friends (the friends you feel closest to). In the past year (12 months), how many of your best friends have: stolen or tried to steal a motor vehicle such as a car or motorcycle?






Response	6	8	10	12	Total	
0	96.3	96.2	95.3	89.8	94.6	
1	2.7	1.9	3.2	6.4	3.4	
2	0.5	0.9	0.0	0.6	0.5	
3	0.5	0.9	0.5	0.6	0.7	
4	0.0	0.0	1.1	2.5	0.8	
N of Valid	187	212	190	157	746	
N of Miss	20	8	29	11	68	

Table 67: Think of your four best friends (the friends you feel closest to). In the past year (12 months), how many of your best friends have: been arrested?






Response	6	8	10	12	Total	
0	89.5	93.0	85.9	82.2	88.0	
1	6.8	4.7	9.9	8.9	7.5	
2	2.6	2.3	2.6	4.5	2.9	
3	0.5	0.0	0.0	1.9	0.5	
4	0.5	0.0	1.6	2.5	1.1	
N of Valid	190	213	191	157	751	
N of Miss	17	7	28	11	63	

Table 68: Think of your four best friends (the friends you feel closest to). In the past year (12 months), how many of your best friends have: dropped out of school?






Response	6	8	10	12	Total	
0	92.6	96.7	98.4	87.9	94.3	
1	6.4	2.8	0.5	8.3	4.3	
2	0.5	0.5	0.0	1.3	0.5	
3	0.0	0.0	0.0	1.9	0.4	
4	0.5	0.0	1.1	0.6	0.5	
N of Valid	188	213	190	157	748	
N of Miss	19	7	29	11	66	

Table 69: Think of your four best friends (the friends you feel closest to). In the past year (12 months), how many of your best friends have: been members of a gang?






Response	6	8	10	12	Total	
0	84.5	86.4	86.3	83.0	85.2	
1	9.1	6.1	3.7	6.9	6.4	
2	1.1	2.3	3.7	1.9	2.3	
3	1.1	1.4	2.6	1.3	1.6	
4	4.3	3.7	3.7	6.9	4.5	
N of Valid	187	214	190	159	750	
N of Miss	20	6	29	9	64	

Table 70: How old were you when you first: smoked marijuana?










Response	6	8	10	12	Total	
Never	98.0	92.9	82.1	62.7	85.2	
10 or younger	1.5	2.4	0.0	1.9	1.5	
11	0.5	0.9	2.6	0.6	1.2	
12	0.0	1.4	2.1	1.9	1.3	
13	0.0	2.4	3.2	2.5	2.0	
14	0.0	0.0	4.7	1.9	1.6	
15	0.0	0.0	3.7	7.6	2.5	
16	0.0	0.0	1.6	12.7	3.0	
17 or older	0.0	0.0	0.0	8.2	1.7	
N of Valid	197	212	190	158	757	
N of Miss	10	8	29	10	57	

Table 71: How old were you when you first: smoked a cigarette, even just a puff?


Response	6	8	10	12	Total	
Never	91.2	84.4	81.5	72.7	83.0	
10 or younger	5.7	9.0	4.2	6.5	6.4	
11	1.5	2.4	1.6	3.9	2.3	
12	1.5	2.8	2.6	2.6	2.4	
13	0.0	1.4	3.2	0.6	1.3	
14	0.0	0.0	2.6	2.6	1.2	
15	0.0	0.0	3.7	4.5	1.9	
16	0.0	0.0	0.5	3.9	0.9	
17 or older	0.0	0.0	0.0	2.6	0.5	
N of Valid	194	212	189	154	749	
N of Miss	13	8	30	14	65	

Table 72: How old were you when you first: had more than a sip or two of beer, wine or hard liquor (for example, vodka, whiskey, or gin)?


Response	6	8	10	12	Total	
Never	87.0	69.5	48.9	45.5	63.8	
10 or younger	9.4	10.3	5.9	5.1	7.9	
11	2.6	4.2	4.3	0.6	3.1	
12	1.0	7.0	4.8	3.8	4.3	
13	0.0	7.0	10.6	6.4	6.0	
14	0.0	1.4	11.7	4.5	4.3	
15	0.0	0.5	12.2	12.2	5.7	
16	0.0	0.0	1.6	15.4	3.6	
17 or older	0.0	0.0	0.0	6.4	1.3	
N of Valid	192	213	188	156	749	
N of Miss	15	7	31	12	65	

Table 73: How old were you when you first: began drinking alcoholic beverages regularly, that is, at least once or twice a month?










Response	6	8	10	12	Total	
Never	98.0	94.8	88.9	76.9	90.5	
10 or younger	1.0	1.4	1.1	0.6	1.1	
11	0.5	0.9	0.5	0.0	0.5	
12	0.5	0.5	0.0	1.9	0.7	
13	0.0	2.3	0.5	1.3	1.1	
14	0.0	0.0	2.1	1.3	0.8	
15	0.0	0.0	6.3	3.2	2.3	
16	0.0	0.0	0.5	7.7	1.7	
17 or older	0.0	0.0	0.0	7.1	1.5	
N of Valid	196	213	189	156	754	
N of Miss	11	7	30	12	60	

Table 74: How old were you when you first: used Pegaramide (peg, Peggy)?


Response	6	8	10	12	Total	
Never	100.0	100.0	100.0	100.0	100.0	
10 or younger	0.0	0.0	0.0	0.0	0.0	
11	0.0	0.0	0.0	0.0	0.0	
12	0.0	0.0	0.0	0.0	0.0	
13	0.0	0.0	0.0	0.0	0.0	
14	0.0	0.0	0.0	0.0	0.0	
15	0.0	0.0	0.0	0.0	0.0	
16	0.0	0.0	0.0	0.0	0.0	
17 or older	0.0	0.0	0.0	0.0	0.0	
N of Valid	192	213	190	155	750	
N of Miss	15	7	29	13	64	

Table 75: How old were you when you first: got suspended from school?


Response	6	8	10	12	Total	
Never	81.2	75.9	77.9	81.8	79.0	
10 or younger	11.5	8.5	6.8	5.8	8.3	
11	5.7	4.2	1.6	1.3	3.3	
12	1.0	6.6	3.7	3.2	3.7	
13	0.5	3.8	3.7	3.2	2.8	
14	0.0	0.5	2.1	1.9	1.1	
15	0.0	0.5	4.2	1.3	1.5	
16	0.0	0.0	0.0	0.6	0.1	
17 or older	0.0	0.0	0.0	0.6	0.1	
N of Valid	192	212	190	154	748	
N of Miss	15	8	29	14	66	

Table 76: How old were you when you first: got arrested?


Response	6	8	10	12	Total	
Never	98.0	96.7	95.7	90.4	95.5	
10 or younger	1.5	0.5	0.0	1.3	0.8	
11	0.0	0.5	0.0	0.6	0.3	
12	0.5	1.4	0.0	0.0	0.5	
13	0.0	0.5	0.5	1.3	0.5	
14	0.0	0.5	2.2	1.3	0.9	
15	0.0	0.0	1.6	1.9	0.8	
16	0.0	0.0	0.0	1.3	0.3	
17 or older	0.0	0.0	0.0	1.9	0.4	
N of Valid	197	211	186	156	750	
N of Miss	10	9	33	12	64	



Table 77: How old were you when you first: carried a handgun?










Response	6	8	10	12	Total	
Never	92.3	90.5	92.1	85.9	90.4	
10 or younger	3.6	1.0	3.7	4.5	3.1	
11	2.1	2.4	0.5	0.6	1.5	
12	1.0	2.9	1.1	0.6	1.5	
13	0.5	2.9	0.0	0.6	1.1	
14	0.0	0.5	1.6	1.9	0.9	
15	0.0	0.0	1.1	1.9	0.7	
16	0.0	0.0	0.0	1.9	0.4	
17 or older	0.5	0.0	0.0	1.9	0.5	
N of Valid	194	210	189	156	749	
N of Miss	13	10	30	12	65	

Table 78: How old were you when you first: used e-cigarettes, e-cigars, or e-hookahs (vaping)?










Response	6	8	10	12	Total	
Never	97.9	90.1	85.6	74.2	87.7	
10 or younger	0.5	1.4	1.1	0.6	0.9	
11	0.5	0.9	0.5	0.6	0.7	
12	1.0	2.8	1.1	0.6	1.5	
13	0.0	3.8	2.7	1.9	2.1	
14	0.0	0.9	5.3	3.2	2.3	
15	0.0	0.0	3.2	3.9	1.6	
16	0.0	0.0	0.5	7.1	1.6	
17 or older	0.0	0.0	0.0	7.7	1.6	
N of Valid	194	213	188	155	750	
N of Miss	13	7	31	13	64	

Table 79: How old were you when you first: belonged to a gang?










Response	6	8	10	12	Total	
Never	93.3	92.0	94.7	92.3	93.1	
10 or younger	2.6	1.4	1.6	1.3	1.7	
11	2.6	0.5	0.5	0.0	0.9	
12	0.5	0.5	0.5	0.6	0.5	
13	0.5	4.2	1.1	1.9	2.0	
14	0.0	1.4	0.5	1.3	0.8	
15	0.0	0.0	1.1	1.3	0.5	
16	0.0	0.0	0.0	0.6	0.1	
17 or older	0.5	0.0	0.0	0.6	0.3	
N of Valid	195	213	189	156	753	
N of Miss	12	7	30	12	61	

Table 80: How old were you when you first: used prescription drugs not prescribed to you?










Response	6	8	10	12	Total	
Never	97.9	93.9	93.2	89.8	93.9	
10 or younger	1.5	0.9	3.2	3.2	2.1	
11	0.0	1.4	0.0	1.3	0.7	
12	0.5	0.5	0.0	1.3	0.5	
13	0.0	2.8	0.5	0.6	1.1	
14	0.0	0.5	2.1	1.3	0.9	
15	0.0	0.0	0.5	1.9	0.5	
16	0.0	0.0	0.5	0.0	0.1	
17 or older	0.0	0.0	0.0	0.6	0.1	
N of Valid	195	212	190	157	754	
N of Miss	12	8	29	11	60	

Table 81: How wrong do you think it is for someone your age to: take a handgun to school?


Response	6	8	10	12	Total	
Very wrong	89.8	90.7	90.2	84.6	89.1	
Wrong	8.1	6.0	7.8	5.1	6.8	
A little bit wrong	1.0	2.8	2.1	5.8	2.8	
Not at all wrong	1.0	0.5	0.0	4.5	1.3	
N of Valid	197	215	193	156	761	
N of Miss	10	5	26	12	53	

Table 82: How wrong do you think it is for someone your age to: steal anything?


Response	6	8	10	12	Total	
Very wrong	73.3	70.0	67.4	77.8	71.8	
Wrong	19.0	24.4	26.4	14.4	21.5	
A little bit wrong	6.2	4.2	5.7	5.9	5.4	
Not at all wrong	1.5	1.4	0.5	2.0	1.3	
N of Valid	195	213	193	153	754	
N of Miss	12	7	26	15	60	

Table 83: How wrong do you think it is for someone your age to: pick a fight with someone?

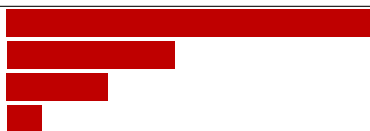
Response	6	8	10	12	Total	
Very wrong	64.1	54.0	55.5	57.1	57.7	
Wrong	20.5	27.0	28.8	24.0	25.2	
A little bit wrong	10.8	17.5	14.1	13.6	14.1	
Not at all wrong	4.6	1.4	1.6	5.2	3.1	
N of Valid	195	211	191	154	751	
N of Miss	12	9	28	14	63	

Table 84: How wrong do you think it is for someone your age to: attack someone with the idea of seriously hurting them?





Response	6	8	10	12	Total	
Very wrong	84.9	80.9	73.6	72.1	78.2	
Wrong	9.4	14.0	18.7	16.2	14.5	
A little bit wrong	3.1	2.8	6.2	8.4	4.9	
Not at all wrong	2.6	2.3	1.6	3.2	2.4	
N of Valid	192	215	193	154	754	
N of Miss	15	5	26	14	60	

Table 85: How wrong do you think it is for someone your age to: stay away from school all day when their parents think they are at school?





Response	6	8	10	12	Total	
Very wrong	79.4	73.7	67.9	64.5	71.8	
Wrong	13.9	19.7	21.2	19.4	18.5	
A little bit wrong	5.7	6.1	10.9	12.9	8.6	
Not at all wrong	1.0	0.5	0.0	3.2	1.1	
N of Valid	194	213	193	155	755	
N of Miss	13	7	26	13	59	

Table 86: How wrong do you think it is for someone your age to: drink beer, wine or hard liquor (for example, vodka, whiskey, or gin) regularly?





Response	6	8	10	12	Total	
Very wrong	87.2	73.4	60.2	51.6	69.1	
Wrong	9.7	15.9	15.7	17.4	14.6	
A little bit wrong	2.1	8.9	22.0	18.1	12.3	
Not at all wrong	1.0	1.9	2.1	12.9	4.0	
N of Valid	195	214	191	155	755	
N of Miss	12	6	28	13	59	

Table 87: How wrong do you think it is for someone your age to: smoke cigarettes?





Response	6	8	10	12	Total	
Very wrong	91.2	80.0	77.0	69.2	79.9	
Wrong	6.2	13.0	13.1	13.5	11.4	
A little bit wrong	1.5	5.1	8.9	8.3	5.8	
Not at all wrong	1.0	1.9	1.0	9.0	2.9	
N of Valid	194	215	191	156	756	
N of Miss	13	5	28	12	58	

Table 88: How wrong do you think it is for someone your age to: smoke marijuana?





Response	6	8	10	12	Total	
Very wrong	92.8	84.1	62.1	53.9	74.6	
Wrong	4.1	9.8	13.7	11.7	9.7	
A little bit wrong	2.1	3.7	15.3	16.2	8.8	
Not at all wrong	1.0	2.3	8.9	18.2	6.9	
N of Valid	194	214	190	154	752	
N of Miss	13	6	29	14	62	

Table 89: How wrong do you think it is for someone your age to: use prescription drugs or non-prescription drugs for the purpose of getting high?





Response	6	8	10	12	Total	
Very wrong	92.8	90.2	85.5	77.9	87.2	
Wrong	5.2	8.4	11.4	11.7	9.0	
A little bit wrong	1.0	0.5	1.6	7.8	2.4	
Not at all wrong	1.0	0.9	1.6	2.6	1.5	
N of Valid	194	215	193	154	756	
N of Miss	13	5	26	14	58	

Table 90: How wrong do you think it is for someone your age to: use synthetic marijuana (K2, spice) or bath salts?

Response	6	8	10	12	Total	
Very wrong	95.3	93.0	93.3	86.4	92.3	
Wrong	4.2	5.6	5.2	7.8	5.6	
A little bit wrong	0.0	0.5	0.5	2.6	0.8	
Not at all wrong	0.5	0.9	1.0	3.2	1.3	
N of Valid	191	214	193	154	752	
N of Miss	16	6	26	14	62	

Table 91: How wrong do you think it is for someone your age to: use LSD, cocaine, amphetamines or another illegal drug?

Response	6	8	10	12	Total	
Very wrong	95.4	93.0	94.8	85.8	92.6	
Wrong	3.6	6.1	3.6	6.5	4.9	
A little bit wrong	0.0	0.5	1.0	3.9	1.2	
Not at all wrong	1.0	0.5	0.5	3.9	1.3	
N of Valid	194	214	193	155	756	
N of Miss	13	6	26	13	58	

Table 92: How wrong do you think it is for someone your age to: use e-cigarettes, e-cigars or e-hookahs (vaping)?

Response	6	8	10	12	Total	
Very wrong	89.2	79.4	69.4	60.4	75.5	
Wrong	7.2	11.2	9.8	11.7	9.9	
A little bit wrong	2.6	5.1	12.4	10.4	7.4	
Not at all wrong	1.0	4.2	8.3	17.5	7.1	
N of Valid	195	214	193	154	756	
N of Miss	12	6	26	14	58	

Table 93: At school during the past 12 months, did you receive help from the resource teacher, speech therapist or other special education teacher?

Response	6	8	10	12	Total
No	0.0	0.0	0.0	0.0	0.0
Yes	0.0	0.0	0.0	0.0	0.0
N of Valid	0	0	0	0	0
N of Miss	0	0	0	0	0

Table 94: How many times in the past year (12 months) have you: been suspended from school?

Response	6	8	10	12	Total
Never	90.6	83.6	87.2	88.7	87.4
1 to 2 times	8.4	14.5	11.2	7.5	10.7
3 to 5 times	1.0	1.4	0.5	2.5	1.3
6 to 9 times	0.0	0.0	0.5	0.0	0.1
10+ times	0.0	0.5	0.5	1.3	0.5
N of Valid	191	214	196	159	760
N of Miss	16	6	23	9	54

Table 95: How many times in the past year (12 months) have you: carried a handgun?

Response	6	8	10	12	Total
Never	96.9	91.1	92.9	87.3	92.2
1 to 2 times	0.0	2.8	3.1	2.5	2.1
3 to 5 times	1.6	4.2	1.0	3.8	2.6
6 to 9 times	0.5	0.0	0.0	1.9	0.5
10+ times	1.0	1.9	3.1	4.5	2.5
N of Valid	191	213	196	157	757
N of Miss	16	7	23	11	57

Table 96: How many times in the past year (12 months) have you: sold illegal drugs?





Response	6	8	10	12	Total	
Never	99.5	98.6	99.0	93.6	97.9	
1 to 2 times	0.0	0.5	0.5	1.9	0.7	
3 to 5 times	0.5	0.9	0.5	2.5	1.1	
6 to 9 times	0.0	0.0	0.0	0.0	0.0	
10+ times	0.0	0.0	0.0	1.9	0.4	
N of Valid	190	215	193	157	755	
N of Miss	17	5	26	11	59	

Table 97: How many times in the past year (12 months) have you: stolen or tried to steal a motor vehicle such as a car or motorcycle?





Response	6	8	10	12	Total	
Never	98.9	99.5	99.5	96.8	98.8	
1 to 2 times	1.1	0.5	0.5	1.3	0.8	
3 to 5 times	0.0	0.0	0.0	0.6	0.1	
6 to 9 times	0.0	0.0	0.0	0.0	0.0	
10+ times	0.0	0.0	0.0	1.3	0.3	
N of Valid	189	213	195	157	754	
N of Miss	18	7	24	11	60	

Table 98: How many times in the past year (12 months) have you: participated in clubs, organizations or activities at school?






Response	6	8	10	12	Total	
Never	47.4	29.6	28.9	44.9	37.1	
1 to 2 times	24.7	21.1	19.1	9.5	19.1	
3 to 5 times	14.2	17.8	17.5	11.4	15.5	
6 to 9 times	3.2	9.9	7.7	7.0	7.0	
10+ times	10.5	21.6	26.8	27.2	21.3	
N of Valid	190	213	194	158	755	
N of Miss	17	7	25	10	59	



Table 99: How many times in the past year (12 months) have you: been arrested?

Response	6	8	10	12	Total	
Never	97.9	98.1	94.9	93.0	96.2	
1 to 2 times	1.6	1.4	4.6	3.8	2.8	
3 to 5 times	0.0	0.0	0.0	0.6	0.1	
6 to 9 times	0.0	0.5	0.5	1.9	0.7	
10+ times	0.5	0.0	0.0	0.6	0.3	
N of Valid	191	215	196	157	759	
N of Miss	16	5	23	11	55	

Table 100: How many times in the past year (12 months) have you: attacked someone with the idea of seriously hurting them?

Response	6	8	10	12	Total	
Never	93.1	91.2	91.3	89.2	91.3	
1 to 2 times	4.2	6.5	6.2	6.4	5.8	
3 to 5 times	1.6	1.9	1.5	1.9	1.7	
6 to 9 times	0.0	0.0	0.5	1.3	0.4	
10+ times	1.1	0.5	0.5	1.3	0.8	
N of Valid	189	216	195	157	757	
N of Miss	18	4	24	11	57	

Table 101: How many times in the past year (12 months) have you: been drunk or high at school?

Response	6	8	10	12	Total	
Never	97.4	95.3	90.8	87.3	93.0	
1 to 2 times	2.1	3.3	6.2	4.5	4.0	
3 to 5 times	0.0	0.9	1.5	2.5	1.2	
6 to 9 times	0.0	0.0	0.0	1.3	0.3	
10+ times	0.5	0.5	1.5	4.5	1.6	
N of Valid	191	214	195	157	757	
N of Miss	16	6	24	11	57	

Table 102: How many times in the past year (12 months) have you: taken a handgun to school?




Response	6	8	10	12	Total	
Never	99.5	98.6	99.5	96.2	98.5	
1 to 2 times	0.0	1.4	0.5	1.9	0.9	
3 to 5 times	0.0	0.0	0.0	0.0	0.0	
6 to 9 times	0.0	0.0	0.0	0.0	0.0	
10+ times	0.5	0.0	0.0	1.9	0.5	
N of Valid	190	214	196	157	757	
N of Miss	17	6	23	11	57	

Table 103: How many times in the past year (12 months) have you: used e-cigarettes, e-cigars, or e-hookahs (vaping)?




Response	6	8	10	12	Total	
Never	99.5	98.6	99.5	96.2	98.5	
1 to 2 times	0.0	1.4	0.5	1.9	0.9	
3 to 5 times	0.0	0.0	0.0	0.0	0.0	
6 to 9 times	0.0	0.0	0.0	0.0	0.0	
10+ times	0.5	0.0	0.0	1.9	0.5	
N of Valid	190	214	196	157	757	
N of Miss	17	6	23	11	57	

Table 104: Are you currently on probation, or assigned a probation officer with Juvenile Court?



Response	6	8	10	12	Total	
No	99.3	99.4	94.6	97.7	97.7	
Yes	0.7	0.6	5.4	2.3	2.3	
N of Valid	134	181	167	130	612	
N of Miss	73	39	52	38	202	

Table 105: Have you ever belonged to a gang?






Response	6	8	10	12	Total	
No	90.7	88.4	88.7	85.8	88.5	
No, but would like to	2.6	2.8	3.6	1.9	2.8	
Yes, in the past	4.7	2.3	3.1	1.9	3.0	
Yes, belong now	1.6	6.5	4.6	9.0	5.3	
Yes, but would like to get out	0.5	0.0	0.0	1.3	0.4	
N of Valid	193	215	194	155	757	
N of Miss	14	5	25	13	57	

Table 106: If you have ever belonged to a gang, did that gang have a name?




Response	6	8	10	12	Total	
No	14.6	10.7	14.9	22.7	15.3	
Yes	4.7	8.4	8.2	13.6	8.5	
I have never belonged to a gang	80.7	80.8	76.8	63.6	76.3	
N of Valid	192	214	194	154	754	
N of Miss	15	6	25	14	60	

Table 107: You are at a party at someone's house, and one of your friends offers you a drink containing alcohol. What would you say or do?





Response	6	8	10	12	Total	
Drink it	6.2	14.0	30.9	42.6	22.2	
Tell your friend, 'No thanks, I don't drink' and suggest that you and your friend go and do something else	44.3	46.0	33.5	25.8	38.2	
Just say, 'No thanks' and walk away	35.9	31.2	26.7	23.2	29.6	
Make up a good excuse, tell your friend you had something else to do, and leave	13.5	8.8	8.9	8.4	10.0	
N of Valid	192	215	191	155	753	
N of Miss	15	5	28	13	61	

Table 108: How often do you attend religious services or activities?





Response	6	8	10	12	Total	
Never	26.5	10.2	8.8	11.6	14.2	
Rarely	25.4	18.1	18.6	27.7	22.0	
1-2 Times a Month	6.5	15.8	10.3	13.5	11.6	
About Once a Week or More	41.6	55.8	62.4	47.1	52.2	
N of Valid	185	215	194	155	749	
N of Miss	22	5	25	13	65	

Table 109: I think sometimes it's okay to cheat at school.





Response	6	8	10	12	Total	
NO!	72.0	46.0	23.6	24.7	42.6	
no	20.7	35.8	31.9	26.6	29.1	
yes	6.2	13.0	35.1	33.8	21.1	
YES!	1.0	5.1	9.4	14.9	7.2	
N of Valid	193	215	191	154	753	
N of Miss	14	5	28	14	61	

Table 110: It is important to think before you act.





Response	6	8	10	12	Total	
NO!	3.6	3.7	4.2	5.8	4.2	
no	2.6	1.9	4.7	2.6	2.9	
yes	17.7	26.9	34.4	30.5	27.2	
YES!	76.0	67.6	56.8	61.0	65.6	
N of Valid	192	216	192	154	754	
N of Miss	15	4	27	14	60	

Table 111: Sometimes I think that life is not worth it.





Response	6	8	10	12	Total	
NO!	58.2	50.0	42.8	46.8	49.6	
no	17.5	15.9	20.9	19.5	18.3	
yes	14.3	22.4	27.3	22.1	21.5	
YES!	10.1	11.7	9.1	11.7	10.6	
N of Valid	189	214	187	154	744	
N of Miss	18	6	32	14	70	

Table 112: At times I think I am no good at all.





Response	6	8	10	12	Total	
NO!	41.3	39.3	29.3	35.1	36.4	
no	13.6	21.5	26.2	26.5	21.8	
yes	31.5	23.8	34.0	26.5	28.9	
YES!	13.6	15.4	10.5	11.9	13.0	
N of Valid	184	214	191	151	740	
N of Miss	23	6	28	17	74	

Table 113: All in all, I am inclined to think that I am a failure.





Response	6	8	10	12	Total	
NO!	61.5	55.4	38.7	48.4	51.2	
no	17.6	20.7	37.2	30.7	26.2	
yes	12.8	13.6	16.2	11.8	13.7	
YES!	8.0	10.3	7.9	9.2	8.9	
N of Valid	187	213	191	153	744	
N of Miss	20	7	28	15	70	

Table 114: In the past year, have you felt depressed or sad MOST days, even if you felt okay sometimes?





Response	6	8	10	12	Total	
NO!	33.2	36.5	28.3	33.1	32.8	
no	15.8	15.6	22.5	18.2	18.0	
yes	27.4	25.1	29.8	29.2	27.7	
YES!	23.7	22.7	19.4	19.5	21.4	
N of Valid	190	211	191	154	746	
N of Miss	17	9	28	14	68	

Table 115: It is all right to beat up people if they start the fight.





Response	6	8	10	12	Total	
NO!	57.9	35.8	24.6	25.3	36.4	
no	14.7	15.6	17.3	15.6	15.8	
yes	11.1	25.5	26.7	22.7	21.6	
YES!	16.3	23.1	31.4	36.4	26.2	
N of Valid	190	212	191	154	747	
N of Miss	17	8	28	14	67	

Table 116: I think it is okay to take something without asking if you can get away with it.





Response	6	8	10	12	Total	
NO!	84.2	71.4	66.0	61.0	71.1	
no	12.6	25.8	27.2	28.6	23.4	
yes	2.1	0.9	5.8	5.2	3.3	
YES!	1.1	1.9	1.0	5.2	2.1	
N of Valid	190	213	191	154	748	
N of Miss	17	7	28	14	66	

Table 117: Where do you get the most information about living a drug and alcohol free life? Parents/guardians





Response	6	8	10	12	Total	
All the time	65.9	60.8	50.0	48.7	56.8	
Most	9.7	15.8	23.2	20.8	17.2	
Some	9.2	14.8	15.3	14.3	13.4	
Very little	15.1	8.6	11.6	16.2	12.6	
N of Valid	185	209	190	154	738	
N of Miss	22	11	29	14	76	

Table 118: Where do you get the most information about living a drug and alcohol free life? Friends





Response	6	8	10	12	Total	
All the time	31.0	17.2	15.4	20.1	20.7	
Most	13.2	19.7	15.4	12.8	15.5	
Some	19.0	27.1	27.7	25.5	24.9	
Very little	36.8	36.0	41.5	41.6	38.8	
N of Valid	174	203	188	149	714	
N of Miss	33	17	31	19	100	

Table 119: Where do you get the most information about living a drug and alcohol free life? Family members





Response	6	8	10	12	Total	
All the time	59.7	51.2	34.9	42.4	47.2	
Most	14.2	20.5	27.5	18.5	20.4	
Some	10.8	15.6	21.2	15.2	15.8	
Very little	15.3	12.7	16.4	23.8	16.6	
N of Valid	176	205	189	151	721	
N of Miss	31	15	30	17	93	

Table 120: Where do you get the most information about living a drug and alcohol free life? School





Response	6	8	10	12	Total	
All the time	68.7	64.2	49.7	48.0	58.1	
Most	11.2	17.9	27.3	23.7	19.9	
Some	7.3	10.0	12.8	17.8	11.7	
Very little	12.8	8.0	10.2	10.5	10.3	
N of Valid	179	201	187	152	719	
N of Miss	28	19	32	16	95	

Table 121: Where do you get the most information about living a drug and alcohol free life? Internet





Response	6	8	10	12	Total	
All the time	33.5	25.0	16.8	21.6	24.2	
Most	10.6	14.5	13.2	14.9	13.3	
Some	18.2	25.5	28.9	26.4	24.9	
Very little	37.6	35.0	41.1	37.2	37.7	
N of Valid	170	200	190	148	708	
N of Miss	37	20	29	20	106	

Table 122: Where do you get the most information about living a drug and alcohol free life? TV





Response	6	8	10	12	Total	
All the time	40.8	28.9	21.7	23.6	28.8	
Most	16.1	12.9	20.6	16.2	16.4	
Some	14.9	28.4	29.6	29.7	25.7	
Very little	28.2	29.9	28.0	30.4	29.1	
N of Valid	174	201	189	148	712	
N of Miss	33	19	30	20	102	



Table 123: Where do you get the most information about living a drug and alcohol free life? Social media





Response	6	8	10	12	Total	
All the time	26.6	20.8	18.6	22.0	21.9	
Most	8.9	12.2	17.6	13.3	13.1	
Some	12.4	23.4	28.2	24.0	22.2	
Very little	52.1	43.7	35.6	40.7	42.9	
N of Valid	169	197	188	150	704	
N of Miss	38	23	31	18	110	

Table 124: How much do you think people risk harming themselves (physically or in other ways) if they: smoked one or more packs of cigarettes per day?





Response	6	8	10	12	Total	
No risk	30.3	15.8	10.2	11.6	17.2	
Slight risk	5.9	7.4	7.5	9.5	7.5	
Moderate risk	13.0	15.3	15.5	13.6	14.4	
Great risk	50.8	61.4	66.8	65.3	60.9	
N of Valid	185	215	187	147	734	
N of Miss	22	5	32	21	80	

Table 125: How much do you think people risk harming themselves (physically or in other ways) if they: try marijuana once or twice?





Response	6	8	10	12	Total	
No risk	31.4	26.5	30.4	43.5	32.1	
Slight risk	12.4	26.5	34.2	27.9	25.2	
Moderate risk	23.2	19.5	15.2	8.2	17.1	
Great risk	33.0	27.4	20.1	20.4	25.6	
N of Valid	185	215	184	147	731	
N of Miss	22	5	35	21	83	

Table 126: How much do you think people risk harming themselves (physically or in other ways) if they: smoke marijuana once or twice a week?





Response	6	8	10	12	Total	
No risk	30.8	21.0	22.2	35.4	26.7	
Slight risk	5.9	15.9	23.8	25.2	17.2	
Moderate risk	18.9	21.5	24.3	15.6	20.4	
Great risk	44.3	41.6	29.7	23.8	35.7	
N of Valid	185	214	185	147	731	
N of Miss	22	6	34	21	83	

Table 127: How much do you think people risk harming themselves (physically or in other ways) if they: take one or two drinks of an alcoholic beverage (beer, wine, liquor) nearly every day?





Response	6	8	10	12	Total	
No risk	31.4	21.5	12.9	19.0	21.4	
Slight risk	12.8	15.4	21.5	33.3	19.9	
Moderate risk	18.1	22.9	26.9	19.7	22.0	
Great risk	37.8	40.2	38.7	27.9	36.7	
N of Valid	188	214	186	147	735	
N of Miss	19	6	33	21	79	

Table 128: How much do you think people risk harming themselves (physically or in other ways) if they: have five or more drinks of an alcoholic beverage once or twice a weekend?





Response	6	8	10	12	Total	
No risk	31.0	19.2	9.2	19.7	19.8	
Slight risk	5.3	8.9	15.1	18.4	11.5	
Moderate risk	13.9	21.1	20.5	19.7	18.9	
Great risk	49.7	50.7	55.1	42.2	49.9	
N of Valid	187	213	185	147	732	
N of Miss	20	7	34	21	82	

Table 129: How much do you think people risk harming themselves (physically or in other ways) if they: use prescription drugs that are not prescribed to them?

Response	6	8	10	12	Total	
No risk	30.5	16.8	9.7	12.2	17.6	
Slight risk	3.7	8.9	9.7	12.2	8.4	
Moderate risk	11.2	11.2	15.1	21.8	14.3	
Great risk	54.5	63.1	65.6	53.7	59.7	
N of Valid	187	214	186	147	734	
N of Miss	20	6	33	21	80	

Table 130: How much do you think people risk harming themselves (physically or in other ways) if they: use non-prescription drugs to get high?

Response	6	8	10	12	Total	
No risk	30.1	16.3	7.6	13.6	17.1	
Slight risk	3.2	4.7	5.4	9.5	5.5	
Moderate risk	8.6	11.2	16.8	18.4	13.4	
Great risk	58.1	67.9	70.3	58.5	64.1	
N of Valid	186	215	185	147	733	
N of Miss	21	5	34	21	81	

Table 131: How much do you think people risk harming themselves (physically or in other ways) if they: use e-cigarettes, e-cigars, or e-hookahs?

Response	6	8	10	12	Total	
No risk	31.9	26.5	22.7	31.7	27.9	
Slight risk	11.4	16.7	24.9	32.4	20.5	
Moderate risk	14.1	20.5	22.7	11.0	17.5	
Great risk	42.7	36.3	29.7	24.8	34.0	
N of Valid	185	215	185	145	730	
N of Miss	22	5	34	23	84	

Table 132: Have you ever used smokeless tobacco (chew, snuff, plug, dipping tobacco, or chewing tobacco)?

Response	6	8	10	12	Total	
Never	95.8	92.1	83.2	79.3	88.3	
Once or Twice	2.6	3.7	10.3	9.0	6.1	
Once in a while but not regularly	1.0	2.3	2.7	4.8	2.6	
Regularly in the past	0.5	0.5	2.7	3.4	1.6	
Regularly now	0.0	1.4	1.1	3.4	1.4	
N of Valid	191	215	185	145	736	
N of Miss	16	5	34	23	78	

Table 133: How often have you used smokeless tobacco during the past 30 days?

Response	6	8	10	12	Total	
Not at all	98.9	95.8	92.9	90.9	94.9	
Once or twice	0.5	1.4	5.4	3.5	2.6	
Once or twice per week	0.5	0.9	0.5	2.8	1.1	
Three to five times per week	0.0	0.9	0.5	0.0	0.4	
About once a day	0.0	0.0	0.5	0.0	0.1	
More than once a day	0.0	0.9	0.0	2.8	0.8	
N of Valid	189	216	184	143	732	
N of Miss	18	4	35	25	82	

Table 134: Have you ever smoked cigarettes?

Response	6	8	10	12	Total	
Never	91.5	82.9	81.7	68.3	82.0	
Once or Twice	6.3	13.4	11.8	14.1	11.3	
Once in a while but not regularly	0.5	1.9	4.8	7.7	3.4	
Regularly in the past	1.1	1.9	1.6	4.2	2.0	
Regularly now	0.5	0.0	0.0	5.6	1.2	
N of Valid	189	216	186	142	733	
N of Miss	18	4	33	26	81	

Table 135: How frequently have you smoked cigarettes during the past 30 days?

Response	6	8	10	12	Total	
Not at all	97.9	97.2	97.2	86.9	95.3	
Less than one cigarette per day	1.6	1.9	2.2	4.8	2.5	
One to five cigarettes per day	0.5	0.9	0.6	4.1	1.4	
About one-half pack per day	0.0	0.0	0.0	2.1	0.4	
About one pack per day	0.0	0.0	0.0	0.7	0.1	
About one and one-half packs per day	0.0	0.0	0.0	0.0	0.0	
Two packs or more per day	0.0	0.0	0.0	1.4	0.3	
N of Valid	189	216	181	145	731	
N of Miss	18	4	38	23	83	

Table 136: Which statement best describes rules about smoking inside your home or your family cars?

Response	6	8	10	12	Total	
Smoking is not allowed anywhere inside your home or cars	60.2	60.8	54.3	62.5	59.4	
Smoking is allowed in some places and at some times or in some cars	11.3	12.7	7.1	7.6	9.9	
Smoking is allowed anywhere inside the home or cars	2.2	2.8	7.1	11.8	5.5	
There are no rules about smoking inside the home or cars	2.2	3.3	7.1	5.6	4.4	
I don't know	24.2	20.3	24.5	12.5	20.8	
N of Valid	186	212	184	144	726	
N of Miss	21	8	35	24	88	

Table 137: Have you ever used e-cigarettes, e-cigars, or e-hookahs (vaping)?

Response	6	8	10	12	Total	
Never	97.3	88.3	78.0	64.3	83.3	
Once or Twice	1.1	7.9	13.2	12.6	8.4	
Once in a while but not regularly	0.0	2.3	7.1	9.8	4.4	
Regularly in the past	1.1	0.9	0.5	4.2	1.5	
Regularly now	0.5	0.5	1.1	9.1	2.3	
N of Valid	185	214	182	143	724	
N of Miss	22	6	37	25	90	

Table 138: How frequently have you used e-cigarettes, e-cigars, or e-hookahs (vaping)?








Response	6	8	10	12	Total	
Not at all	98.4	97.2	89.5	79.3	92.0	
Less than 10 puffs per day	0.5	0.9	7.2	7.6	3.7	
10 to 50 puffs per day	0.0	0.9	0.6	4.8	1.4	
About one-half cartomiser per day	0.0	0.5	1.1	1.4	0.7	
About one cartomiser per day	0.0	0.0	0.6	3.4	0.8	
About one and one-half cartomisers per day	0.5	0.0	0.6	2.8	0.8	
Two cartomisers or more per day	0.5	0.5	0.6	0.7	0.6	
N of Valid	182	214	181	145	722	
N of Miss	25	6	38	23	92	

Table 139: During this school year, were you taught in any of your classes about the dangers of tobacco use?






Response	6	8	10	12	Total	
Never	21.9	23.7	33.5	39.3	28.8	
Rarely	10.9	10.9	16.5	15.2	13.2	
Sometimes	18.6	26.5	23.1	16.6	21.6	
Often	16.9	21.3	16.5	18.6	18.4	
Almost always	31.7	17.5	10.4	10.3	17.9	
N of Valid	183	211	182	145	721	
N of Miss	24	9	37	23	93	

Table 140: During the past 12 months, have you participated in any community activities to discourage people your age from using cigarettes, chewing tobacco, snuff, dip or cigars, e-cigarettes, e-cigars, or e-hookahs?






Response	6	8	10	12	Total	
Never	63.1	61.0	64.1	66.9	63.5	
Rarely	12.3	15.2	16.0	17.2	15.1	
Sometimes	10.1	11.4	10.5	7.6	10.1	
Often	3.9	7.6	5.5	6.9	6.0	
Almost always	10.6	4.8	3.9	1.4	5.3	
N of Valid	179	210	181	145	715	
N of Miss	28	10	38	23	99	

Table 141: Think back over the last two weeks. How many times have you had five or more alcoholic drinks in a row?


Response	6	8	10	12	Total	
None	96.6	94.4	84.4	78.3	89.3	
Once	2.2	4.7	6.7	6.3	4.9	
Twice	0.0	0.9	3.9	6.3	2.5	
3-5 times	0.6	0.0	3.9	4.2	2.0	
6-9 times	0.0	0.0	0.6	2.1	0.6	
10 or more times	0.6	0.0	0.6	2.8	0.8	
N of Valid	179	215	180	143	717	
N of Miss	28	5	39	25	97	

Table 142: During the past 30 days, how many times did you ride in a car or other vehicle driven by someone who had been drinking alcohol or using drugs to get high?


Response	6	8	10	12	Total	
0 times	87.8	86.0	87.9	77.8	85.3	
1 time	5.5	7.0	3.8	8.3	6.1	
2 or 3 times	2.2	2.3	6.0	4.9	3.7	
4 or 5 times	1.1	1.9	0.5	2.8	1.5	
6 or more times	3.3	2.8	1.6	6.2	3.3	
N of Valid	181	215	182	144	722	
N of Miss	26	5	37	24	92	

Table 143: During the past 30 days, how many times did you drive a car or other vehicle when you had been drinking alcohol or using drugs to get high?


Response	6	8	10	12	Total	
I did not drive a car in the past 30 days	44.3	46.9	41.0	26.6	40.6	
0 times	54.6	50.2	56.7	58.0	54.5	
1 time	0.0	1.9	0.6	7.0	2.1	
2 or 3 times	0.0	0.5	0.6	3.5	1.0	
4 or 5 times	0.6	0.0	0.0	1.4	0.4	
6 or more times	0.6	0.5	1.1	3.5	1.3	
N of Valid	174	209	178	143	704	
N of Miss	33	11	41	25	110	

Table 144: If you drank alcohol (not just a sip or taste) in the past year, where did you usually drink it?











Response	6	8	10	12	Total	
I did not drink alcohol in the past year	94.8	88.3	61.7	54.6	76.4	
At my home	2.9	4.9	15.4	16.3	9.4	
At someone else's home	1.2	3.4	21.1	20.6	10.8	
At an open area like a park, beach, field, back road, woods, or a street corner	0.6	1.9	1.7	5.0	2.2	
At a sporting event or concert	0.0	0.0	0.0	0.7	0.1	
At a restaurant, bar, or a nightclub	0.6	0.5	0.0	0.0	0.3	
At an empty building or a construction site	0.0	0.0	0.0	1.4	0.3	
At a hotel/motel	0.0	0.5	0.0	0.0	0.1	
An a car	0.0	0.5	0.0	0.0	0.1	
At school	0.0	0.0	0.0	1.4	0.3	
N of Valid	173	206	175	141	695	
N of Miss	34	14	44	27	119	

Table 145: How do you feel about someone your age having one or two drinks of an alcoholic beverage nearly every day?





Response	6	8	10	12	Total	
Neither approve nor disapprove	21.3	25.5	31.5	43.4	29.6	
Somewhat disapprove	5.6	12.3	16.0	14.5	12.0	
Strongly disapprove	51.1	47.2	38.7	28.3	42.2	
Don't know or can't say	21.9	15.1	13.8	13.8	16.2	
N of Valid	178	212	181	145	716	
N of Miss	29	8	38	23	98	

Table 146: On how many occasions have you had alcoholic beverages (beer, wine or hard liquor) to drink in your lifetime - more than just a few sips?






Response	6	8	10	12	Total	
0	92.3	78.7	56.1	51.8	71.2	
1-2	4.9	12.5	17.8	12.1	11.8	
3-5	1.1	4.6	13.3	11.3	7.2	
6-9	1.6	2.8	4.4	5.7	3.5	
10+	0.0	1.4	8.3	19.1	6.3	
N of Valid	182	216	180	141	719	
N of Miss	25	4	39	27	95	



Table 147: On how many occasions have you drunk one of more drinks of an alcoholic beverage during the past 30 days?






Response	6	8	10	12	Total	
0	96.7	96.3	82.1	73.8	88.4	
1-2	2.7	2.8	11.2	16.3	7.5	
3-5	0.0	0.9	4.5	5.7	2.5	
6-9	0.5	0.0	1.7	1.4	0.8	
10+	0.0	0.0	0.6	2.8	0.7	
N of Valid	182	216	179	141	718	
N of Miss	25	4	40	27	96	

Table 148: On how many occasions have you used marijuana (grass, pot) or hashish (hash, hash oil) in your lifetime?






Response	6	8	10	12	Total	
0	97.8	94.0	86.0	68.1	87.8	
1-2	0.6	1.9	3.4	9.9	3.5	
3-5	0.0	2.3	1.1	7.8	2.5	
6-9	1.1	0.0	2.2	0.0	0.8	
10+	0.6	1.9	7.3	14.2	5.3	
N of Valid	179	215	178	141	713	
N of Miss	28	5	41	27	101	

Table 149: On how many occasions have you used marijuana (grass, pot) or hashish (hash, hash oil) during the past 30 days?






Response	6	8	10	12	Total	
0	98.3	98.6	91.6	83.6	93.8	
1-2	1.1	0.0	3.4	7.1	2.5	
3-5	0.0	0.0	1.1	0.7	0.4	
6-9	0.0	0.0	1.7	2.1	0.8	
10+	0.6	1.4	2.2	6.4	2.4	
N of Valid	179	214	179	140	712	
N of Miss	28	6	40	28	102	

Table 150: On how many occasions have you used LSD or other psychedelics in your lifetime?




Response	6	8	10	12	Total	
0	98.9	100.0	99.4	100.0	99.6	
1-2	0.6	0.0	0.6	0.0	0.3	
3-5	0.0	0.0	0.0	0.0	0.0	
6-9	0.0	0.0	0.0	0.0	0.0	
10+	0.6	0.0	0.0	0.0	0.1	
N of Valid	178	215	179	140	712	
N of Miss	29	5	40	28	102	

Table 151: On how many occasions have you used LSD or other psychedelics during the past 30 days?



Response	6	8	10	12	Total	
0	100.0	100.0	99.4	100.0	99.9	
1-2	0.0	0.0	0.6	0.0	0.1	
3-5	0.0	0.0	0.0	0.0	0.0	
6-9	0.0	0.0	0.0	0.0	0.0	
10+	0.0	0.0	0.0	0.0	0.0	
N of Valid	174	215	178	140	707	
N of Miss	33	5	41	28	107	

Table 152: On how many occasions have you used cocaine or crack in your lifetime?



Response	6	8	10	12	Total	
0	98.9	99.5	99.4	99.3	99.3	
1-2	1.1	0.5	0.6	0.7	0.7	
3-5	0.0	0.0	0.0	0.0	0.0	
6-9	0.0	0.0	0.0	0.0	0.0	
10+	0.0	0.0	0.0	0.0	0.0	
N of Valid	180	216	179	140	715	
N of Miss	27	4	40	28	99	

Table 153: On how many occasions have you used cocaine or crack during the past 30 days?



Response	6	8	10	12	Total	
0	99.4	100.0	99.4	100.0	99.7	
1-2	0.6	0.0	0.6	0.0	0.3	
3-5	0.0	0.0	0.0	0.0	0.0	
6-9	0.0	0.0	0.0	0.0	0.0	
10+	0.0	0.0	0.0	0.0	0.0	
N of Valid	178	216	177	140	711	
N of Miss	29	4	42	28	103	

Table 154: On how many occasions have you sniffed glue, breathed the contents of an aerosol spray can, or inhaled other gases or sprays, in order to get high in your lifetime?






Response	6	8	10	12	Total	
0	96.1	92.1	93.3	97.1	94.4	
1-2	2.8	5.1	3.4	1.4	3.4	
3-5	0.0	1.4	0.0	0.7	0.6	
6-9	0.6	0.0	1.7	0.0	0.6	
10+	0.6	1.4	1.7	0.7	1.1	
N of Valid	180	215	178	140	713	
N of Miss	27	5	41	28	101	

Table 155: On how many occasions have you sniffed glue, breathed the contents of an aerosol spray can, or inhaled other gases or sprays, in order to get high during the past 30 days?






Response	6	8	10	12	Total	
0	98.3	96.3	98.3	99.3	97.9	
1-2	0.6	2.3	1.7	0.7	1.4	
3-5	0.6	0.5	0.0	0.0	0.3	
6-9	0.6	0.0	0.0	0.0	0.1	
10+	0.0	0.9	0.0	0.0	0.3	
N of Valid	178	216	178	140	712	
N of Miss	29	4	41	28	102	

Table 156: On how many occasions have you used Pegaramide (peg, Peggy, etc.) in your lifetime?


Response	6	8	10	12	Total	
0	100.0	100.0	100.0	100.0	100.0	
1-2	0.0	0.0	0.0	0.0	0.0	
3-5	0.0	0.0	0.0	0.0	0.0	
6-9	0.0	0.0	0.0	0.0	0.0	
10+	0.0	0.0	0.0	0.0	0.0	
N of Valid	176	216	178	140	710	
N of Miss	31	4	41	28	104	

Table 157: On how many occasions have you used Pegaramide (peg, Peggy, etc.) during the past 30 days?


Response	6	8	10	12	Total	
0	100.0	100.0	100.0	100.0	100.0	
1-2	0.0	0.0	0.0	0.0	0.0	
3-5	0.0	0.0	0.0	0.0	0.0	
6-9	0.0	0.0	0.0	0.0	0.0	
10+	0.0	0.0	0.0	0.0	0.0	
N of Valid	175	216	178	139	708	
N of Miss	32	4	41	29	106	

Table 158: On how many occasions have you used synthetic marijuana (K2, spice) in your lifetime?





Response	6	8	10	12	Total	
0	99.4	98.6	100.0	97.9	99.0	
1-2	0.0	0.5	0.0	0.7	0.3	
3-5	0.6	0.5	0.0	0.7	0.4	
6-9	0.0	0.0	0.0	0.0	0.0	
10+	0.0	0.5	0.0	0.7	0.3	
N of Valid	179	216	178	141	714	
N of Miss	28	4	41	27	100	

Table 159: On how many occasions have you used synthetic marijuana (K2, spice) during the past 30 days?




Response	6	8	10	12	Total	
0	99.4	99.1	100.0	100.0	99.6	
1-2	0.6	0.5	0.0	0.0	0.3	
3-5	0.0	0.0	0.0	0.0	0.0	
6-9	0.0	0.0	0.0	0.0	0.0	
10+	0.0	0.5	0.0	0.0	0.1	
N of Valid	179	215	177	140	711	
N of Miss	28	5	42	28	103	

Table 160: On how many occasions have you used methamphetamines (meth, speed, crank, crystal meth) in your lifetime?





Response	6	8	10	12	Total	
0	100.0	99.5	100.0	98.6	99.6	
1-2	0.0	0.0	0.0	0.7	0.1	
3-5	0.0	0.5	0.0	0.0	0.1	
6-9	0.0	0.0	0.0	0.0	0.0	
10+	0.0	0.0	0.0	0.7	0.1	
N of Valid	181	216	178	141	716	
N of Miss	26	4	41	27	98	

Table 161: On how many occasions have you used methamphetamines (meth, speed, crank, crystal meth) in the past 30 days?




Response	6	8	10	12	Total	
0	99.4	100.0	100.0	99.3	99.7	
1-2	0.6	0.0	0.0	0.0	0.1	
3-5	0.0	0.0	0.0	0.0	0.0	
6-9	0.0	0.0	0.0	0.0	0.0	
10+	0.0	0.0	0.0	0.7	0.1	
N of Valid	176	216	177	140	709	
N of Miss	31	4	42	28	105	

Table 162: On how many occasions have you used other chemical products (bath salts, plant food, etc.) in your lifetime?

Response	6	8	10	12	Total	
0	99.4	97.2	100.0	97.2	98.5	
1-2	0.0	2.3	0.0	1.4	1.0	
3-5	0.6	0.0	0.0	0.0	0.1	
6-9	0.0	0.0	0.0	0.0	0.0	
10+	0.0	0.5	0.0	1.4	0.4	
N of Valid	175	216	178	141	710	
N of Miss	32	4	41	27	104	

Table 163: On how many occasions have you used other chemical products (bath salts, plant food, etc.) during the past 30 days?

Response	6	8	10	12	Total	
0	99.4	98.6	99.4	99.3	99.2	
1-2	0.6	0.9	0.6	0.0	0.6	
3-5	0.0	0.0	0.0	0.0	0.0	
6-9	0.0	0.0	0.0	0.0	0.0	
10+	0.0	0.5	0.0	0.7	0.3	
N of Valid	174	216	178	140	708	
N of Miss	33	4	41	28	106	

Table 164: On how many occasions have you used heroin or other opiates in your lifetime?

Response	6	8	10	12	Total	
0	98.9	99.5	100.0	98.6	99.3	
1-2	1.1	0.5	0.0	0.7	0.6	
3-5	0.0	0.0	0.0	0.0	0.0	
6-9	0.0	0.0	0.0	0.0	0.0	
10+	0.0	0.0	0.0	0.7	0.1	
N of Valid	176	216	178	140	710	
N of Miss	31	4	41	28	104	

Table 165: On how many occasions have you used heroin or other opiates during the past 30 days?

Response	6	8	10	12	Total	
0	100.0	100.0	100.0	99.3	99.9	
1-2	0.0	0.0	0.0	0.0	0.0	
3-5	0.0	0.0	0.0	0.0	0.0	
6-9	0.0	0.0	0.0	0.0	0.0	
10+	0.0	0.0	0.0	0.7	0.1	
N of Valid	173	215	178	140	706	
N of Miss	34	5	41	28	108	

Table 166: On how many occasions have you used MDMA ('X', 'E', or ecstasy) in your lifetime?

Response	6	8	10	12	Total	
0	99.4	99.1	100.0	98.6	99.3	
1-2	0.6	0.9	0.0	0.0	0.4	
3-5	0.0	0.0	0.0	0.7	0.1	
6-9	0.0	0.0	0.0	0.0	0.0	
10+	0.0	0.0	0.0	0.7	0.1	
N of Valid	176	215	178	142	711	
N of Miss	31	5	41	26	103	

Table 167: On how many occasions have you used MDMA ('X', 'E', or ecstasy) during the past 30 days?

Response	6	8	10	12	Total	
0	100.0	99.5	100.0	98.6	99.6	
1-2	0.0	0.5	0.0	0.7	0.3	
3-5	0.0	0.0	0.0	0.0	0.0	
6-9	0.0	0.0	0.0	0.0	0.0	
10+	0.0	0.0	0.0	0.7	0.1	
N of Valid	174	216	178	141	709	
N of Miss	33	4	41	27	105	

Table 168: On how many occasions have you taken prescription drugs (such as Valium, Xanax, Ritalin, Adderall, OxyContin, Tramadol, or sleeping pills) not prescribed to you in your lifetime?






Response	6	8	10	12	Total	
0	97.2	92.1	92.0	92.9	93.5	
1-2	2.3	5.1	2.8	2.1	3.2	
3-5	0.0	1.4	3.4	0.0	1.3	
6-9	0.0	0.0	0.0	1.4	0.3	
10+	0.6	1.4	1.7	3.5	1.7	
N of Valid	176	215	176	141	708	
N of Miss	31	5	43	27	106	

Table 169: On how many occasions have you taken prescription drugs (such as Valium, Xanax, Ritalin, Adderall, OxyContin, Tramadol, or sleeping pills) not prescribed to you during the past 30 days?





Response	6	8	10	12	Total	
0	100.0	95.8	97.7	93.0	96.7	
1-2	0.0	3.3	1.1	3.5	2.0	
3-5	0.0	0.5	1.1	1.4	0.7	
6-9	0.0	0.0	0.0	0.0	0.0	
10+	0.0	0.5	0.0	2.1	0.6	
N of Valid	172	215	177	142	706	
N of Miss	35	5	42	26	108	

Table 170: On how many occasions have you taken non-prescription medicines such as diet pills (for example, Dietac, Dexatrim or Prolamine), stay-awake pills (for example No-Doz, Vivarin, or Wake), or cough or cold medicines (robos, DXM, etc.) to get high in your lifetime?






Response	6	8	10	12	Total	
0	98.3	95.8	97.7	96.5	97.0	
1-2	1.1	1.9	1.7	1.4	1.5	
3-5	0.6	0.9	0.0	0.0	0.4	
6-9	0.0	0.9	0.0	0.7	0.4	
10+	0.0	0.5	0.6	1.4	0.6	
N of Valid	176	216	177	142	711	
N of Miss	31	4	42	26	103	



Table 171: On how many occasions have you taken non-prescription medicines such as diet pills (for example, Dietac, Dexatrim or Prolamine), stay-awake pills (for example No-Doz, Vivarin, or Wake), or cough or cold medicines (robos, DXM, etc.) to get high during the past 30 days?





Response	6	8	10	12	Total	
0	99.4	96.8	98.3	97.9	98.0	
1-2	0.0	1.4	1.7	0.7	1.0	
3-5	0.6	1.4	0.0	0.0	0.6	
6-9	0.0	0.0	0.0	0.0	0.0	
10+	0.0	0.5	0.0	1.4	0.4	
N of Valid	176	216	176	142	710	
N of Miss	31	4	43	26	104	

Table 172: On how many occasions have you been drunk or very high from drinking alcoholic beverages during the past 30 days?






Response	6	8	10	12	Total	
0	98.9	98.1	89.2	83.0	93.1	
1-2	1.1	0.5	6.2	8.5	3.7	
3-5	0.0	1.4	3.4	2.8	1.8	
6-9	0.0	0.0	0.6	1.4	0.4	
10+	0.0	0.0	0.6	4.3	1.0	
N of Valid	176	214	176	141	707	
N of Miss	31	6	43	27	107	

Table 173: On how many occasions have you drunk flavored alcoholic beverages, sometimes called 'alcopops' (like Mike's Hard Lemonade, Smirnoff Ice, Bacardi Breezers, etc.) in your lifetime?






Response	6	8	10	12	Total	
0	96.0	91.6	76.8	67.4	84.2	
1-2	1.1	3.7	8.5	9.9	5.5	
3-5	1.1	2.3	7.9	7.1	4.4	
6-9	1.1	1.9	2.3	3.5	2.1	
10+	0.6	0.5	4.5	12.1	3.8	
N of Valid	175	215	177	141	708	
N of Miss	32	5	42	27	106	

Table 174: On how many occasions have you drunk flavored alcoholic beverages, sometimes called 'alcopops' (like Mike's Hard Lemonade, Smirnoff Ice, Bacardi Breezers, etc.) during the past 30 days?






Response	6	8	10	12	Total	
0	98.8	97.2	84.2	83.7	91.6	
1-2	1.2	2.3	12.4	7.8	5.7	
3-5	0.0	0.0	2.3	4.3	1.4	
6-9	0.0	0.0	0.6	1.4	0.4	
10+	0.0	0.5	0.6	2.8	0.9	
N of Valid	171	216	177	141	705	
N of Miss	36	4	42	27	109	

Table 175: If you smoked cigarettes (not just a puff or drag) in the past year, how did you usually get them?












Response	6	8	10	12	Total	
I did not smoke cigarettes in the past year	93.5	91.5	85.6	79.3	88.1	
I bought them myself with a fake ID	0.0	0.0	1.1	0.7	0.4	
I bought them myself without a fake ID	0.0	0.5	0.0	3.6	0.9	
I got them from someone I know age 18 or older	0.6	2.4	6.3	6.4	3.7	
I got them from someone I know under age 18	0.0	0.9	1.7	0.0	0.7	
I got them from my brother or sister	0.0	0.5	0.0	0.7	0.3	
I got them from home with my parents' permission	0.6	0.0	0.6	0.0	0.3	
I got them from home without my parents' permission	1.2	0.0	1.1	0.7	0.7	
I got them from another relative	0.0	0.5	0.6	0.7	0.4	
A stranger bought them for me	0.0	0.0	0.0	0.0	0.0	
I took them from a store or shop	0.6	0.0	0.0	0.0	0.1	
Other	3.5	3.8	2.9	7.9	4.3	
N of Valid	170	212	174	140	696	
N of Miss	37	8	45	28	118	

Table 176: If you used e-cigarettes, e-cigars, or e-hookahs (not just a puff or drag) in the past year, how did you usually get them? - I did not use e-cigarettes, e-cigars, or e-hookahs in the past year



Response	6	8	10	12	Total	
No	3.0	7.5	15.6	25.7	12.1	
Yes	97.0	92.5	84.4	74.3	87.9	
N of Valid	166	212	173	136	687	
N of Miss	0	0	0	0	0	

Table 177: If you used e-cigarettes, e-cigars, or e-hookahs (not just a puff or drag) in the past year, how did you usually get them? - I bought them in a store such as a convenience store, supermarket, discount store, or gas station



Response	6	8	10	12	Total	
No	98.8	99.5	100.0	94.9	98.5	
Yes	1.2	0.5	0.0	5.1	1.5	
N of Valid	166	212	173	136	687	
N of Miss	0	0	0	0	0	

Table 178: If you used e-cigarettes, e-cigars, or e-hookahs (not just a puff or drag) in the past year, how did you usually get them? - I got them on the Internet



Response	6	8	10	12	Total	
No	100.0	100.0	98.8	97.8	99.3	
Yes	0.0	0.0	1.2	2.2	0.7	
N of Valid	166	212	173	136	687	
N of Miss	0	0	0	0	0	

Table 179: If you used e-cigarettes, e-cigars, or e-hookahs (not just a puff or drag) in the past year, how did you usually get them? - I got them at a store that sells electronic cigarettes, such as a "vape shop"



Response	6	8	10	12	Total	
No	100.0	100.0	100.0	93.4	98.7	
Yes	0.0	0.0	0.0	6.6	1.3	
N of Valid	166	212	173	136	687	
N of Miss	0	0	0	0	0	

Table 180: If you used e-cigarettes, e-cigars, or e-hookahs (not just a puff or drag) in the past year, how did you usually get them? - I got them from a family member



Response	6	8	10	12	Total	
No	98.8	97.2	95.4	97.1	97.1	
Yes	1.2	2.8	4.6	2.9	2.9	
N of Valid	166	212	173	136	687	
N of Miss	0	0	0	0	0	

Table 181: If you used e-cigarettes, e-cigars, or e-hookahs (not just a puff or drag) in the past year, how did you usually get them? - I got them from a friend



Response	6	8	10	12	Total	
No	99.4	97.6	91.9	89.0	94.9	
Yes	0.6	2.4	8.1	11.0	5.1	
N of Valid	166	212	173	136	687	
N of Miss	0	0	0	0	0	

Table 182: If you used e-cigarettes, e-cigars, or e-hookahs (not just a puff or drag) in the past year, how did you usually get them? - A stranger got them for me


Response	6	8	10	12	Total	
No	100.0	100.0	100.0	100.0	100.0	
Yes	0.0	0.0	0.0	0.0	0.0	
N of Valid	166	212	173	136	687	
N of Miss	0	0	0	0	0	

Table 183: If you used e-cigarettes, e-cigars, or e-hookahs (not just a puff or drag) in the past year, how did you usually get them? - I took them from a store or shop



Response	6	8	10	12	Total	
No	100.0	99.5	100.0	100.0	99.9	
Yes	0.0	0.5	0.0	0.0	0.1	
N of Valid	166	212	173	136	687	
N of Miss	0	0	0	0	0	

Table 184: If you used e-cigarettes, e-cigars, or e-hookahs (not just a puff or drag) in the past year, how did you usually get them? - I got them some other way



Response	6	8	10	12	Total	
No	98.8	98.6	97.7	97.8	98.3	
Yes	1.2	1.4	2.3	2.2	1.7	
N of Valid	166	212	173	136	687	
N of Miss	0	0	0	0	0	

Table 185: If you used marijuana (grass, pot) (not just a puff or drag) in the past year, how did you usually get it? - I did not use marijuana (grass, pot) in the past year



Response	6	8	10	12	Total	
No	6.5	8.0	17.0	30.2	14.3	
Yes	93.5	92.0	83.0	69.8	85.7	
N of Valid	168	212	171	139	690	
N of Miss	0	0	0	0	0	

Table 186: If you used marijuana (grass, pot) (not just a puff or drag) in the past year, how did you usually get it? - I bought it myself



Response	6	8	10	12	Total	
No	100.0	97.6	95.3	89.9	96.1	
Yes	0.0	2.4	4.7	10.1	3.9	
N of Valid	168	212	171	139	690	
N of Miss	0	0	0	0	0	

Table 187: If you used marijuana (grass, pot) (not just a puff or drag) in the past year, how did you usually get it? - I got it from someone at school



Response	6	8	10	12	Total	
No	100.0	99.1	97.7	96.4	98.4	
Yes	0.0	0.9	2.3	3.6	1.6	
N of Valid	168	212	171	139	690	
N of Miss	0	0	0	0	0	

Table 188: If you used marijuana (grass, pot) (not just a puff or drag) in the past year, how did you usually get it? - I got it from someone with a medical marijuana card



Response	6	8	10	12	Total	
No	99.4	100.0	98.2	98.6	99.1	
Yes	0.6	0.0	1.8	1.4	0.9	
N of Valid	168	212	171	139	690	
N of Miss	0	0	0	0	0	

Table 189: If you used marijuana (grass, pot) (not just a puff or drag) in the past year, how did you usually get it? - I got it from my brother or sister



Response	6	8	10	12	Total	
No	99.4	99.1	98.8	99.3	99.1	
Yes	0.6	0.9	1.2	0.7	0.9	
N of Valid	168	212	171	139	690	
N of Miss	0	0	0	0	0	

Table 190: If you used marijuana (grass, pot) (not just a puff or drag) in the past year, how did you usually get it? - I got it from another relative



Response	6	8	10	12	Total	
No	99.4	99.1	97.7	97.8	98.6	
Yes	0.6	0.9	2.3	2.2	1.4	
N of Valid	168	212	171	139	690	
N of Miss	0	0	0	0	0	

Table 191: If you used marijuana (grass, pot) (not just a puff or drag) in the past year, how did you usually get it? - Other



Response	6	8	10	12	Total	
No	95.2	95.3	94.2	85.6	93.0	
Yes	4.8	4.7	5.8	14.4	7.0	
N of Valid	168	212	171	139	690	
N of Miss	0	0	0	0	0	

Table 192: If you drank alcohol (not just a sip or taste) in the past year, how did you usually get it?

Response	6	8	10	12	Total	
I did not drink alcohol in the past year	95.8	84.8	62.6	55.7	75.9	
I bought it myself with a fake ID	0.0	0.5	0.6	1.4	0.6	
I bought it myself without a fake ID	0.6	0.0	0.0	0.0	0.1	
I got it from someone I know age 21 or older	0.0	1.9	8.2	18.6	6.4	
I got it from someone I know under age 21	0.0	1.0	7.6	5.7	3.4	
I got it from my brother or sister	0.0	0.5	2.9	2.9	1.5	
I got it from home with my parents' permission	0.0	3.8	8.8	4.3	4.2	
I got it from home without my parents' permission	1.2	2.9	2.9	0.0	1.9	
I got it from another relative	0.0	0.5	1.2	2.1	0.9	
A stranger bought it for me	0.0	0.0	0.0	1.4	0.3	
I took it from a store or shop	0.0	0.0	0.0	0.0	0.0	
Other	2.4	4.3	5.3	7.9	4.8	
N of Valid	165	210	171	140	686	
N of Miss	42	10	48	28	128	

Table 193: If you used prescription drugs or over the counter drugs without a doctor telling you to use it or for the purpose of getting high, where did you get these drugs? - Did not use

Response	6	8	10	12	Total	
No	3.0	4.7	5.3	10.3	5.5	
Yes	97.0	95.3	94.7	89.7	94.5	
N of Valid	169	211	170	136	686	
N of Miss	0	0	0	0	0	

Table 194: If you used prescription drugs or over the counter drugs without a doctor telling you to use it or for the purpose of getting high, where did you get these drugs? -  
Bought or took from store or shop



Response	6	8	10	12	Total	
No	100.0	100.0	99.4	100.0	99.9	
Yes	0.0	0.0	0.6	0.0	0.1	
N of Valid	169	211	170	136	686	
N of Miss	0	0	0	0	0	

Table 195: If you used prescription drugs or over the counter drugs without a doctor telling you to use it or for the purpose of getting high, where did you get these drugs? -  
Got from parents with permission



Response	6	8	10	12	Total	
No	98.8	99.5	97.6	97.1	98.4	
Yes	1.2	0.5	2.4	2.9	1.6	
N of Valid	169	211	170	136	686	
N of Miss	0	0	0	0	0	

Table 196: If you used prescription drugs or over the counter drugs without a doctor telling you to use it or for the purpose of getting high, where did you get these drugs? -  
Got from home without permission



Response	6	8	10	12	Total	
No	100.0	98.6	100.0	99.3	99.4	
Yes	0.0	1.4	0.0	0.7	0.6	
N of Valid	169	211	170	136	686	
N of Miss	0	0	0	0	0	

Table 197: If you used prescription drugs or over the counter drugs without a doctor telling you to use it or for the purpose of getting high, where did you get these drugs? -  
Got from relative with permission



Response	6	8	10	12	Total	
No	99.4	99.5	98.8	98.5	99.1	
Yes	0.6	0.5	1.2	1.5	0.9	
N of Valid	169	211	170	136	686	
N of Miss	0	0	0	0	0	



Table 198: If you used prescription drugs or over the counter drugs without a doctor telling you to use it or for the purpose of getting high, where did you get these drugs? -  
Got from relative without permission



Response	6	8	10	12	Total	
No	100.0	100.0	100.0	98.5	99.7	
Yes	0.0	0.0	0.0	1.5	0.3	
N of Valid	169	211	170	136	686	
N of Miss	0	0	0	0	0	

Table 199: If you used prescription drugs or over the counter drugs without a doctor telling you to use it or for the purpose of getting high, where did you get these drugs? -  
Got from friend's home with permission


Response	6	8	10	12	Total	
No	100.0	100.0	100.0	100.0	100.0	
Yes	0.0	0.0	0.0	0.0	0.0	
N of Valid	169	211	170	136	686	
N of Miss	0	0	0	0	0	

Table 200: If you used prescription drugs or over the counter drugs without a doctor telling you to use it or for the purpose of getting high, where did you get these drugs? -  
Got from friend's home without permission



Response	6	8	10	12	Total	
No	99.4	99.5	100.0	100.0	99.7	
Yes	0.6	0.5	0.0	0.0	0.3	
N of Valid	169	211	170	136	686	
N of Miss	0	0	0	0	0	

Table 201: If you used prescription drugs or over the counter drugs without a doctor telling you to use it or for the purpose of getting high, where did you get these drugs? -  
Got from friend at school



Response	6	8	10	12	Total	
No	99.4	99.5	100.0	99.3	99.6	
Yes	0.6	0.5	0.0	0.7	0.4	
N of Valid	169	211	170	136	686	
N of Miss	0	0	0	0	0	

Table 202: If you used prescription drugs or over the counter drugs without a doctor telling you to use it or for the purpose of getting high, where did you get these drugs? -  
Got from friend at party



Response	6	8	10	12	Total	
No	100.0	100.0	100.0	99.3	99.9	
Yes	0.0	0.0	0.0	0.7	0.1	
N of Valid	169	211	170	136	686	
N of Miss	0	0	0	0	0	

Table 203: If you used prescription drugs or over the counter drugs without a doctor telling you to use it or for the purpose of getting high, where did you get these drugs? -  
Got from friend, elsewhere



Response	6	8	10	12	Total	
No	100.0	99.5	99.4	98.5	99.4	
Yes	0.0	0.5	0.6	1.5	0.6	
N of Valid	169	211	170	136	686	
N of Miss	0	0	0	0	0	

Table 204: If you used prescription drugs or over the counter drugs without a doctor telling you to use it or for the purpose of getting high, where did you get these drugs? -  
Got from internet sale



Response	6	8	10	12	Total	
No	100.0	99.1	98.2	98.5	99.0	
Yes	0.0	0.9	1.8	1.5	1.0	
N of Valid	169	211	170	136	686	
N of Miss	0	0	0	0	0	

Table 205: During the last month, about how many marijuana cigarettes, or the equivalent, did you smoke a day, on the average?


Response	6	8	10	12	Total	
None	97.1	96.7	91.1	82.6	92.6	
Less than 1 a day	1.2	0.5	5.3	2.9	2.3	
1 a day	1.2	0.0	0.0	3.6	1.0	
2-3 a day	0.6	2.4	1.8	4.3	2.2	
4-6 a day	0.0	0.5	0.6	1.4	0.6	
7-10 a day	0.0	0.0	1.2	2.2	0.7	
11 or more a day	0.0	0.0	0.0	2.9	0.6	
N of Valid	172	212	169	138	691	
N of Miss	35	8	50	30	123	

Table 206: How wrong do your friends feel it would be for YOU to: have one or two drinks of an alcoholic beverage nearly every day?


Response	6	8	10	12	Total	
Very wrong	86.6	68.5	50.6	41.7	63.2	
Wrong	9.3	18.3	19.8	19.4	16.7	
A little bit wrong	2.9	8.9	16.3	15.8	10.6	
Not at all wrong	1.2	4.2	13.4	23.0	9.5	
N of Valid	172	213	172	139	696	
N of Miss	35	7	47	29	118	

Table 207: How wrong do your friends feel it would be for YOU to: smoke tobacco?


Response	6	8	10	12	Total	
Very wrong	86.9	72.6	61.3	52.5	69.2	
Wrong	9.5	19.3	23.1	20.1	18.1	
A little bit wrong	2.4	3.3	8.1	12.9	6.2	
Not at all wrong	1.2	4.7	7.5	14.4	6.5	
N of Valid	168	212	173	139	692	
N of Miss	39	8	46	29	122	

Table 208: How wrong do your friends feel it would be for YOU to: smoke marijuana?





Response	6	8	10	12	Total	
Very wrong	90.4	75.7	56.7	40.3	67.4	
Wrong	4.8	12.9	15.8	20.1	13.1	
A little bit wrong	1.8	6.7	11.7	12.9	8.0	
Not at all wrong	3.0	4.8	15.8	26.6	11.5	
N of Valid	167	210	171	139	687	
N of Miss	40	10	48	29	127	

Table 209: How wrong do your friends feel it would be for YOU to: use prescription drugs not prescribed to you?





Response	6	8	10	12	Total	
Very wrong	89.9	82.5	69.8	68.3	78.3	
Wrong	4.8	11.4	15.1	12.2	10.9	
A little bit wrong	1.8	2.4	7.6	11.5	5.4	
Not at all wrong	3.6	3.8	7.6	7.9	5.5	
N of Valid	168	211	172	139	690	
N of Miss	39	9	47	29	124	

Table 210: How wrong would most adults (over 21) in your neighborhood think it is for kids your age: to use marijuana?





Response	6	8	10	12	Total	
Very wrong	91.1	79.8	74.0	62.6	77.6	
Wrong	4.8	11.7	11.8	16.5	11.0	
A little bit wrong	1.2	5.6	7.7	10.8	6.1	
Not at all wrong	3.0	2.8	6.5	10.1	5.2	
N of Valid	168	213	169	139	689	
N of Miss	39	7	50	29	125	

Table 211: How wrong would most adults (over 21) in your neighborhood think it is for kids your age: to drink alcohol?





Response	6	8	10	12	Total	
Very wrong	91.5	74.5	67.7	50.7	72.1	
Wrong	4.3	15.6	13.8	22.5	13.8	
A little bit wrong	1.2	5.7	12.0	15.9	8.2	
Not at all wrong	3.0	4.2	6.6	10.9	5.9	
N of Valid	164	212	167	138	681	
N of Miss	43	8	52	30	133	

Table 212: How wrong would most adults (over 21) in your neighborhood think it is for kids your age: to smoke cigarettes?





Response	6	8	10	12	Total	
Very wrong	92.1	78.7	72.6	60.1	76.7	
Wrong	4.2	12.3	14.3	21.0	12.6	
A little bit wrong	3.0	5.7	6.5	8.7	5.9	
Not at all wrong	0.6	3.3	6.5	10.1	4.8	
N of Valid	165	211	168	138	682	
N of Miss	42	9	51	30	132	

Table 213: How much do each of the following statements describe your neighborhood? crime and/or drug selling





Response	6	8	10	12	Total	
NO!	84.1	73.2	67.3	70.6	73.8	
no	9.1	15.8	21.1	14.7	15.3	
yes	4.9	8.1	6.4	11.8	7.6	
YES!	1.8	2.9	5.3	2.9	3.2	
N of Valid	164	209	171	136	680	
N of Miss	43	11	48	32	134	

Table 214: How much do each of the following statements describe your neighborhood? fights


Response	6	8	10	12	Total	
NO!	73.3	65.2	68.6	73.5	69.7	
no	8.7	17.4	19.5	16.2	15.6	
yes	13.0	9.2	6.5	8.1	9.2	
YES!	5.0	8.2	5.3	2.2	5.5	
N of Valid	161	207	169	136	673	
N of Miss	46	13	50	32	141	

Table 215: How much do each of the following statements describe your neighborhood? lots of empty or abandoned buildings


Response	6	8	10	12	Total	
NO!	75.8	67.3	68.5	72.3	70.6	
no	13.9	20.2	17.9	18.2	17.7	
yes	6.7	8.7	10.7	8.0	8.6	
YES!	3.6	3.8	3.0	1.5	3.1	
N of Valid	165	208	168	137	678	
N of Miss	42	12	51	31	136	

Table 216: How much do each of the following statements describe your neighborhood? lots of graffiti


Response	6	8	10	12	Total	
NO!	85.1	80.4	78.1	76.3	80.1	
no	11.8	16.2	16.6	20.0	16.0	
yes	2.5	2.0	3.6	1.5	2.4	
YES!	0.6	1.5	1.8	2.2	1.5	
N of Valid	161	204	169	135	669	
N of Miss	46	16	50	33	145	

Table 217: I feel safe in my neighborhood.


Response	6	8	10	12	Total	
NO!	11.7	7.2	9.0	10.9	9.5	
no	4.3	5.7	7.2	5.1	5.6	
yes	28.2	33.5	38.9	35.5	34.0	
YES!	55.8	53.6	44.9	48.6	51.0	
N of Valid	163	209	167	138	677	
N of Miss	44	11	52	30	137	

Table 218: If a kid smoked marijuana in your neighborhood would he or she be caught by the police?


Response	6	8	10	12	Total	
NO!	21.7	22.4	31.4	40.9	28.1	
no	12.7	34.6	43.8	34.3	31.5	
yes	18.1	21.5	13.0	18.2	17.9	
YES!	47.6	21.5	11.8	6.6	22.4	
N of Valid	166	214	169	137	686	
N of Miss	41	6	50	31	128	

Table 219: If a kid drank some beer, wine or hard liquor (for example, vodka, whiskey, or gin) in your neighborhood would he or she be caught by the police?

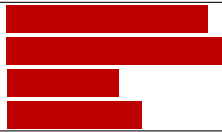
Response	6	8	10	12	Total	
NO!	21.9	25.4	35.9	43.1	30.6	
no	18.9	36.2	41.8	39.4	34.0	
yes	17.2	20.2	12.4	11.7	15.8	
YES!	42.0	18.3	10.0	5.8	19.6	
N of Valid	169	213	170	137	689	
N of Miss	38	7	49	31	125	

Table 220: If a kid carried a handgun in your neighborhood would he or she be caught by the police?





Response	6	8	10	12	Total	
NO!	19.0	21.1	29.0	38.7	26.1	
no	15.5	28.2	35.5	26.3	26.5	
yes	14.9	20.7	23.7	23.4	20.5	
YES!	50.6	30.0	11.8	11.7	26.9	
N of Valid	168	213	169	137	687	
N of Miss	39	7	50	31	127	

Table 221: If you wanted to get some cigarettes, how easy would it be for you to get some?





Response	6	8	10	12	Total	
Very hard	86.1	68.1	50.3	30.7	60.5	
Sort of hard	3.6	12.7	16.0	16.8	12.1	
Sort of easy	6.7	8.5	20.1	15.3	12.3	
Very easy	3.6	10.8	13.6	37.2	15.1	
N of Valid	165	213	169	137	684	
N of Miss	42	7	50	31	130	

Table 222: If you wanted to get some beer, wine or hard liquor (for example, vodka, whiskey, or gin), how easy would it be for you to get some?





Response	6	8	10	12	Total	
Very hard	83.2	61.5	39.3	31.4	55.1	
Sort of hard	6.8	15.5	17.3	17.5	14.3	
Sort of easy	6.8	14.1	22.6	16.1	14.9	
Very easy	3.1	8.9	20.8	35.0	15.8	
N of Valid	161	213	168	137	679	
N of Miss	46	7	51	31	135	



Table 223: If you wanted to get a drug like cocaine, LSD, or amphetamines, how easy would it be for you to get some?





Response	6	8	10	12	Total	
Very hard	92.6	89.1	78.8	71.5	83.9	
Sort of hard	2.5	6.2	12.7	18.2	9.3	
Sort of easy	2.5	2.4	6.1	5.1	3.9	
Very easy	2.5	2.4	2.4	5.1	3.0	
N of Valid	162	211	165	137	675	
N of Miss	45	9	54	31	139	

Table 224: If you wanted to get a handgun, how easy would it be for you to get one?





Response	6	8	10	12	Total	
Very hard	79.5	65.6	61.1	52.6	65.1	
Sort of hard	8.1	10.4	15.0	10.9	11.1	
Sort of easy	8.1	8.0	10.8	13.9	9.9	
Very easy	4.3	16.0	13.2	22.6	13.9	
N of Valid	161	212	167	137	677	
N of Miss	46	8	52	31	137	

Table 225: If you wanted to get some marijuana, how easy would it be for you to get some?





Response	6	8	10	12	Total	
Very hard	91.8	79.3	51.8	38.7	67.2	
Sort of hard	1.3	5.6	13.7	6.6	6.8	
Sort of easy	3.1	5.6	16.7	19.7	10.6	
Very easy	3.8	9.4	17.9	35.0	15.4	
N of Valid	159	213	168	137	677	
N of Miss	48	7	51	31	137	

Table 226: If you wanted to get prescription drugs for the purpose of getting high, how easy would it be for you to get some?





Response	6	8	10	12	Total	
Very hard	88.3	77.7	63.1	54.4	71.9	
Sort of hard	4.3	8.5	12.5	15.4	9.9	
Sort of easy	3.1	4.7	13.1	13.2	8.1	
Very easy	4.3	9.0	11.3	16.9	10.0	
N of Valid	162	211	168	136	677	
N of Miss	45	9	51	32	137	

Table 227: If you wanted to get synthetic marijuana such as K2 or chemical products such as bath salts to get high, how easy would it be for you to get some?





Response	6	8	10	12	Total	
Very hard	92.6	90.1	79.2	66.4	83.2	
Sort of hard	2.5	5.2	10.7	14.6	7.8	
Sort of easy	3.7	2.3	5.4	10.2	5.0	
Very easy	1.2	2.3	4.8	8.8	4.0	
N of Valid	162	213	168	137	680	
N of Miss	45	7	51	31	134	

Table 228: If you wanted to get steroids to use or to enhance athletic performance, how easy would it be for you to get some?





Response	6	8	10	12	Total	
Very hard	92.5	89.2	77.4	72.3	83.6	
Sort of hard	4.3	5.2	13.1	16.8	9.3	
Sort of easy	1.9	2.8	4.8	5.1	3.5	
Very easy	1.2	2.8	4.8	5.8	3.5	
N of Valid	161	212	168	137	678	
N of Miss	46	8	51	31	136	

Table 229: If you wanted to get e-cigarettes, e-cigars, or e-hookahs, how easy would it be for you to get some?





Response	6	8	10	12	Total	
Very hard	89.4	79.2	60.7	46.7	70.5	
Sort of hard	3.1	8.0	11.3	9.5	8.0	
Sort of easy	3.8	5.2	17.9	16.8	10.3	
Very easy	3.8	7.5	10.1	27.0	11.2	
N of Valid	160	212	168	137	677	
N of Miss	47	8	51	31	137	

Table 230: During the past 12 months, have you participated in any alcohol prevention programs or seen any alcohol prevention messages in your school or community? Yes, a school-based program focused on preventing underage drinking and/or drinking and driving.



Response	6	8	10	12	Total	
No	76.6	66.8	72.6	67.4	70.7	
Yes	23.4	33.2	27.4	32.6	29.3	
N of Valid	158	208	168	132	666	
N of Miss	0	0	0	0	0	

Table 231: During the past 12 months, have you participated in any alcohol prevention programs or seen any alcohol prevention messages in your school or community? Yes, a community-based program focused on preventing underage drinking and/or drinking and driving (for example, through your church or temple or through youth groups like Boys and Girls Club or 4-H).



Response	6	8	10	12	Total	
No	92.4	93.8	91.7	95.5	93.2	
Yes	7.6	6.2	8.3	4.5	6.8	
N of Valid	158	208	168	132	666	
N of Miss	0	0	0	0	0	

Table 232: During the past 12 months, have you participated in any alcohol prevention programs or seen any alcohol prevention messages in your school or community? Yes, a media campaign addressing underage drinking and/or drinking and driving (for example, newspaper ads, posters, pamphlets, radio, TV).



Response	6	8	10	12	Total	
No	89.9	89.9	89.3	89.4	89.6	
Yes	10.1	10.1	10.7	10.6	10.4	
N of Valid	158	208	168	132	666	
N of Miss	0	0	0	0	0	

Table 233: During the past 12 months, have you participated in any alcohol prevention programs or seen any alcohol prevention messages in your school or community? No



Response	6	8	10	12	Total	
No	31.6	39.4	36.9	39.4	36.9	
Yes	68.4	60.6	63.1	60.6	63.1	
N of Valid	158	208	168	132	666	
N of Miss	0	0	0	0	0	

Table 234: How wrong do your parents feel it would be for YOU to: have one or two drinks of an alcoholic beverage nearly every day?





Response	6	8	10	12	Total	
Very wrong	94.5	88.6	80.6	66.2	83.6	
Wrong	3.1	8.5	10.9	18.0	9.7	
A little bit wrong	2.5	2.4	6.1	9.8	4.8	
Not at all wrong	0.0	0.5	2.4	6.0	1.9	
N of Valid	163	211	165	133	672	
N of Miss	44	9	54	35	142	

Table 235: How wrong do your parents feel it would be for YOU to: smoke tobacco?





Response	6	8	10	12	Total	
Very wrong	95.2	89.6	82.2	77.4	86.8	
Wrong	3.0	6.2	11.7	10.5	7.6	
A little bit wrong	1.8	3.3	4.9	6.0	3.9	
Not at all wrong	0.0	0.9	1.2	6.0	1.8	
N of Valid	166	211	163	133	673	
N of Miss	41	9	56	35	141	

Table 236: How wrong do your parents feel it would be for YOU to: smoke marijuana?





Response	6	8	10	12	Total	
Very wrong	97.0	91.5	83.5	66.9	86.0	
Wrong	1.8	5.7	9.8	12.8	7.1	
A little bit wrong	0.6	2.8	4.9	14.3	5.1	
Not at all wrong	0.6	0.0	1.8	6.0	1.8	
N of Valid	165	211	164	133	673	
N of Miss	42	9	55	35	141	

Table 237: How wrong do your parents feel it would be for YOU to: use prescription drugs not prescribed to you?





Response	6	8	10	12	Total	
Very wrong	95.1	94.8	84.2	79.5	89.3	
Wrong	2.5	3.3	11.5	11.4	6.7	
A little bit wrong	1.2	1.4	3.6	6.8	3.0	
Not at all wrong	1.2	0.5	0.6	2.3	1.0	
N of Valid	163	211	165	132	671	
N of Miss	44	9	54	36	143	

Table 238: How wrong do your parents feel it would be for YOU to: steal something?





Response	6	8	10	12	Total	
Very wrong	92.6	89.1	82.7	87.3	88.0	
Wrong	6.2	10.4	11.7	7.5	9.1	
A little bit wrong	1.2	0.5	4.3	2.2	1.9	
Not at all wrong	0.0	0.0	1.2	3.0	0.9	
N of Valid	162	211	162	134	669	
N of Miss	45	9	57	34	145	

Table 239: How wrong do your parents feel it would be for YOU to: draw graffiti, write things, or draw pictures on buildings or other property (without the owner's permission)?





Response	6	8	10	12	Total	
Very wrong	92.1	90.5	78.7	76.9	85.3	
Wrong	3.0	4.3	14.6	14.2	8.5	
A little bit wrong	1.2	4.7	6.1	6.7	4.6	
Not at all wrong	3.6	0.5	0.6	2.2	1.6	
N of Valid	165	211	164	134	674	
N of Miss	42	9	55	34	140	

Table 240: How wrong do your parents feel it would be for YOU to: pick a fight with someone?





Response	6	8	10	12	Total	
Very wrong	81.2	72.6	66.3	66.9	72.1	
Wrong	7.3	20.3	20.2	16.5	16.3	
A little bit wrong	10.9	6.1	12.3	11.3	9.8	
Not at all wrong	0.6	0.9	1.2	5.3	1.8	
N of Valid	165	212	163	133	673	
N of Miss	42	8	56	35	141	

Table 241: During the past 12 months, have you talked with at least one of your parents about the dangers of underage drinking and/or drinking and driving? By parents, we mean either your biological parents, adoptive parents, stepparents, or adult guardians - whether or not they live with you.



Response	6	8	10	12	Total	
No	51.0	52.7	67.3	63.3	58.0	
Yes	49.0	47.3	32.7	36.7	42.0	
N of Valid	155	205	162	128	650	
N of Miss	52	15	57	40	164	

Table 242: The rules in my family are clear.

Response	6	8	10	12	Total	
NO!	8.7	2.9	7.8	6.7	6.3	
no	5.0	10.0	6.6	8.2	7.6	
yes	21.7	27.8	39.2	38.8	31.3	
YES!	64.6	59.3	46.4	46.3	54.8	
N of Valid	161	209	166	134	670	
N of Miss	46	11	53	34	144	

Table 243: People in my family have serious arguments about the same things, and often insult or yell at each other.

Response	6	8	10	12	Total	
NO!	48.7	38.5	28.5	31.1	36.9	
no	24.4	31.2	35.2	37.9	31.9	
yes	14.7	23.1	23.0	23.5	21.2	
YES!	12.2	7.2	13.3	7.6	10.0	
N of Valid	156	208	165	132	661	
N of Miss	51	12	54	36	153	

Table 244: When I am not at home, one of my parents knows where I am and who I am with.

Response	6	8	10	12	Total	
NO!	9.6	4.3	5.5	6.7	6.3	
no	3.8	2.8	5.5	9.7	5.1	
yes	21.2	22.3	39.4	38.1	29.4	
YES!	65.4	70.6	49.7	45.5	59.2	
N of Valid	156	211	165	134	666	
N of Miss	51	9	54	34	148	

Table 245: My family has clear rules about alcohol and drug use.

Response	6	8	10	12	Total
NO!	9.4	3.8	7.9	9.7	7.3
no	4.4	7.7	13.9	11.2	9.1
yes	17.6	21.1	30.9	32.1	24.9
YES!	68.6	67.5	47.3	47.0	58.6
N of Valid	159	209	165	134	667
N of Miss	48	11	54	34	147

Table 246: If you skipped school would you be caught by your parents?

Response	6	8	10	12	Total
NO!	13.3	6.2	10.3	15.0	10.7
no	4.4	12.4	14.5	18.8	12.3
yes	17.1	18.2	30.3	24.8	22.3
YES!	65.2	63.2	44.8	41.4	54.7
N of Valid	158	209	165	133	665
N of Miss	49	11	54	35	149

Table 247: My parents ask if I've gotten my homework done.

Response	6	8	10	12	Total
NO!	8.9	7.1	15.2	14.9	11.1
no	5.7	8.1	17.0	25.4	13.2
yes	16.6	24.8	30.3	29.9	25.2
YES!	68.8	60.0	37.6	29.9	50.5
N of Valid	157	210	165	134	666
N of Miss	50	10	54	34	148



Table 248: Would your parents know if you did not come home on time?

Response	6	8	10	12	Total
NO!	7.8	5.2	7.9	9.8	7.4
no	6.5	8.6	11.0	14.3	9.8
yes	16.9	24.3	35.4	35.3	27.5
YES!	68.8	61.9	45.7	40.6	55.2
N of Valid	154	210	164	133	661
N of Miss	53	10	55	35	153

Table 249: Do you know how to properly dispose of leftover prescription drugs?

Response	6	8	10	12	Total
No	77.3	67.8	64.8	57.3	67.2
Yes	22.7	32.2	35.2	42.7	32.8
N of Valid	154	205	159	131	649
N of Miss	53	15	60	37	165

Table 250: Have any of your brothers or sisters ever: drunk beer, wine or hard liquor (for example, vodka, whiskey or gin)?

Response	6	8	10	12	Total
No	82.1	65.1	55.2	40.3	61.7
Yes	15.4	32.5	38.8	54.7	34.5
I don't have any brothers or sisters	2.5	2.4	6.1	5.0	3.8
N of Valid	162	212	165	139	678
N of Miss	45	8	54	29	136

Table 251: Have any of your brothers or sisters ever: smoked marijuana?

Response	6	8	10	12	Total
No	93.3	80.0	67.7	55.5	75.2
Yes	4.3	17.6	26.2	38.7	20.8
I don't have any brothers or sisters	2.5	2.4	6.1	5.8	4.0
N of Valid	163	210	164	137	674
N of Miss	44	10	55	31	140

Table 252: Have any of your brothers or sisters ever: smoked cigarettes?




Response	6	8	10	12	Total	
No	87.5	73.3	65.5	55.1	71.1	
Yes	10.6	23.8	27.9	39.0	24.7	
I don't have any brothers or sisters	1.9	2.9	6.7	5.9	4.2	
N of Valid	160	210	165	136	671	
N of Miss	47	10	54	32	143	

Table 253: Have any of your brothers or sisters ever: taken a handgun to school?




Response	6	8	10	12	Total	
No	98.1	95.2	92.1	90.5	94.2	
Yes	0.0	1.9	1.2	4.4	1.8	
I don't have any brothers or sisters	1.9	2.9	6.7	5.1	4.0	
N of Valid	159	209	165	137	670	
N of Miss	48	11	54	31	144	

Table 254: Have any of your brothers or sisters ever: been suspended or expelled from school?




Response	6	8	10	12	Total	
No	77.9	68.1	69.5	62.0	69.6	
Yes	20.2	29.0	24.4	32.1	26.4	
I don't have any brothers or sisters	1.8	2.9	6.1	5.8	4.0	
N of Valid	163	210	164	137	674	
N of Miss	44	10	55	31	140	

Table 255: Have any of your brothers or sisters ever: used e-cigarettes, e-cigars or e-hookahs (vaping)?




Response	6	8	10	12	Total	
No	95.6	85.2	72.6	66.7	80.8	
Yes	2.5	12.4	20.7	27.5	15.2	
I don't have any brothers or sisters	1.9	2.4	6.7	5.8	4.0	
N of Valid	159	210	164	138	671	
N of Miss	48	10	55	30	143	

Table 256: Have any of your brothers or sisters ever: used prescription drugs not prescribed to him/her?




Response	6	8	10	12	Total	
No	94.3	89.5	87.3	79.7	88.1	
Yes	3.8	8.1	6.7	14.5	8.0	
I don't have any brothers or sisters	1.9	2.4	6.1	5.8	3.9	
N of Valid	159	209	165	138	671	
N of Miss	48	11	54	30	143	

Table 257: Have you changed homes in the past year (the last 12 months)?



Response	6	8	10	12	Total	
No	72.3	73.8	80.6	77.4	75.9	
Yes	27.7	26.2	19.4	22.6	24.1	
N of Valid	159	210	165	137	671	
N of Miss	48	10	54	31	143	

Table 258: How many times have you changed homes since kindergarten?






Response	6	8	10	12	Total	
Never	39.5	35.1	31.3	31.7	34.5	
1 or 2 times	34.6	35.6	29.5	28.9	32.4	
3 or 4 times	15.4	15.4	19.3	20.4	17.4	
5 or 6 times	8.0	7.7	9.0	12.7	9.1	
7 or more times	2.5	6.2	10.8	6.3	6.5	
N of Valid	162	208	166	142	678	
N of Miss	45	12	53	26	136	

Table 259: Have you changed schools (including changing from elementary to middle and middle to high school) in the past year?



Response	6	8	10	12	Total	
No	49.7	66.5	78.6	77.7	67.9	
Yes	50.3	33.5	21.4	22.3	32.1	
N of Valid	159	209	168	139	675	
N of Miss	48	11	51	29	139	

Table 260: How many times have you changed schools since kindergarten (including changing from elementary to middle and middle to high school)?






Response	6	8	10	12	Total	
Never	50.3	33.2	34.1	40.0	38.8	
1 or 2 times	20.6	24.6	24.0	24.3	23.5	
3 or 4 times	16.8	26.1	18.0	15.0	19.6	
5 or 6 times	9.7	9.5	16.8	11.4	11.7	
7 or more times	2.6	6.6	7.2	9.3	6.4	
N of Valid	155	211	167	140	673	
N of Miss	52	9	52	28	141	

Table 261: Has anyone in your family ever had severe alcohol or drug problems?



Response	6	8	10	12	Total	
No	75.5	63.7	57.3	56.1	63.4	
Yes	24.5	36.3	42.7	43.9	36.6	
N of Valid	159	204	164	139	666	
N of Miss	48	16	55	29	148	

Table 262: About how many adults (over 21) have you known personally who in the past year have: used marijuana, crack, cocaine, or other drugs?






Response	6	8	10	12	Total	
0	79.7	68.7	55.4	41.4	62.3	
1	11.4	10.4	17.3	16.4	13.6	
2	5.7	8.5	11.3	14.3	9.7	
3-4	0.6	3.3	7.7	9.3	5.0	
5	2.5	9.0	8.3	18.6	9.3	
N of Valid	158	211	168	140	677	
N of Miss	49	9	51	28	137	

Table 263: About how many adults (over 21) have you known personally who in the past year have: sold or dealt drugs?






Response	6	8	10	12	Total	
0	85.5	79.6	66.1	59.3	73.5	
1	7.5	9.0	14.9	15.0	11.4	
2	4.4	5.2	10.1	10.7	7.4	
3-4	0.0	1.9	3.6	6.4	2.8	
5	2.5	4.3	5.4	8.6	5.0	
N of Valid	159	211	168	140	678	
N of Miss	48	9	51	28	136	

Table 264: About how many adults (over 21) have you known personally who in the past year have: done other things that could get them in trouble with the police, like stealing, selling stolen goods, mugging or assaulting others, etc.?






Response	6	8	10	12	Total	
0	77.4	74.3	63.1	64.7	70.3	
1	13.8	13.3	14.9	10.8	13.3	
2	5.7	3.8	8.3	8.6	6.4	
3-4	0.6	3.8	6.0	7.9	4.4	
5	2.5	4.8	7.7	7.9	5.6	
N of Valid	159	210	168	139	676	
N of Miss	48	10	51	29	138	

Table 265: About how many adults (over 21) have you known personally who in the past year have: gotten drunk or high?










Response	6	8	10	12	Total	
0	66.2	46.2	40.5	32.4	46.6	
1	17.2	19.5	17.3	12.2	16.9	
2	4.5	11.0	11.9	18.0	11.1	
3-4	4.5	8.6	11.9	8.6	8.5	
5	7.6	14.8	18.5	28.8	16.9	
N of Valid	157	210	168	139	674	
N of Miss	50	10	51	29	140	

Table 266: How honest were you in filling out this survey?

Response	6	8	10	12	Total	
I was very honest	86.3	81.0	74.1	72.7	78.9	
I was honest pretty much of the time	11.2	16.1	20.6	20.9	17.0	
I was honest some of the time	1.2	2.4	4.7	5.0	3.2	
I was honest once in a while	1.2	0.5	0.6	1.4	0.9	
I was not honest at all	0.0	0.0	0.0	0.0	0.0	
N of Valid	161	211	170	139	681	
N of Miss	46	9	49	29	133	