

2013 APNA

Arkansas Prevention Needs Assessment Student Survey



Ouachita County Tables

Arkansas Department of Human Services
Division of Behavioral Health Services
Prevention Services

Conducted by International Survey Associates dba Pride Surveys

Contents

1	INTRODUCTION	10
2	PERCENTAGE TABLES	15

List of Tables

1	Sex	16
2	Age	16
3	Are you Hispanic or Latino?	16
4	What is your race? Black or African American	17
5	What is your race? Asian	17
6	What is your race? American Indian	17
7	What is your race? Alaska Native	17
8	What is your race? White	18
9	What is your race? Native Hawaiian or Other Pacific Islander	18
10	What is your race? Other	18
11	What is the highest level of schooling completed by your mother or father?	19
12	Think of where you live most of the time. Which of the following people live there with you? Mother	19
13	Think of where you live most of the time. Which of the following people live there with you? Stepmother	19
14	Think of where you live most of the time. Which of the following people live there with you? Foster Mother	20
15	Think of where you live most of the time. Which of the following people live there with you? Grandmother	20
16	Think of where you live most of the time. Which of the following people live there with you? Aunt	20
17	Think of where you live most of the time. Which of the following people live there with you? Father	20
18	Think of where you live most of the time. Which of the following people live there with you? Stepfather	21
19	Think of where you live most of the time. Which of the following people live there with you? Foster Father	21
20	Think of where you live most of the time. Which of the following people live there with you? Grandfather	21
21	Think of where you live most of the time. Which of the following people live there with you? Uncle	21
22	Think of where you live most of the time. Which of the following people live there with you? Other Adults	22
23	Think of where you live most of the time. Which of the following people live there with you? Brother(s)	22
24	Think of where you live most of the time. Which of the following people live there with you? Stepbrother(s)	22
25	Think of where you live most of the time. Which of the following people live there with you? Sister(s)	22
26	Think of where you live most of the time. Which of the following people live there with you? Stepsister(s)	23

27	Think of where you live most of the time. Which of the following people live there with you? Other Children	23
28	In my school, students have lots of chances to help decide things like class activities and rules.	23
29	Teachers ask me to work on special classroom projects.	23
30	My teacher(s) notices when I am doing a good job and lets me know about it.	24
31	There are lots of chances for students in my school to get involved in sports, clubs, and other school activities outside of class.	24
32	There are lots of chances for students in my school to talk with a teacher one-on-one.	24
33	I feel safe at my school.	25
34	The school lets my parents know when I have done something well.	25
35	My teachers praise me when I work hard in school.	25
36	Are your school grades better than the grades of most students in your class?	26
37	I have lots of chances to be part of class discussions or activities.	26
38	Now thinking back over the past year in school, how often did you: enjoy being in school?	26
39	Now thinking back over the past year in school, how often did you: hate being in school?	27
40	Now thinking back over the past year in school, how often did you: try to do your best work in school?	27
41	How often do you feel that the school work you are assigned is meaningful and important?	27
42	Putting them all together, what were your grades like last year?	28
43	How important do you think the things you are learning in school are going to be for your later life?	28
44	How interesting are most of your courses to you?	28
45	During the LAST FOUR WEEKS how many whole days of school have you missed because you skipped or 'cut'?	29
46	What are the chances you would be seen as cool if you: smoked cigarettes?	29
47	What are the chances you would be seen as cool if you: worked hard at school?	29
48	What are the chances you would be seen as cool if you: began drinking alcoholic beverages regularly, that is, at least once or twice a month?	30
49	What are the chances you would be seen as cool if you: defended someone who was being verbally abused at school?	30
50	What are the chances you would be seen as cool if you: smoked marijuana?	30
51	What are the chances you would be seen as cool if you: carried a handgun?	31

52	Think of your four best friends (the friends you feel closest to). In the past year (12 months), how many of your best friends have: participated in clubs, organizations or activities at school?	31
53	Think of your four best friends (the friends you feel closest to). In the past year (12 months), how many of your best friends have: smoked cigarettes?	31
54	Think of your four best friends (the friends you feel closest to). In the past year (12 months), how many of your best friends have: tried beer, wine or hard liquor (for example, vodka, whiskey, or gin) when their parents didn't know about it?	32
55	Think of your four best friends (the friends you feel closest to). In the past year (12 months), how many of your best friends have: made a commitment to stay drug-free?	32
56	Think of your four best friends (the friends you feel closest to). In the past year (12 months), how many of your best friends have: used marijuana?	32
57	Think of your four best friends (the friends you feel closest to). In the past year (12 months), how many of your best friends have: used prescription drugs or non-prescription drugs for the purposes of getting high?	33
58	Think of your four best friends (the friends you feel closest to). In the past year (12 months), how many of your best friends have: used synthetic marijuana (K2, spice) or bath salts?	33
59	Think of your four best friends (the friends you feel closest to). In the past year (12 months), how many of your best friends have: used LSD, cocaine, amphetamines, or other illegal drugs?	33
60	Think of your four best friends (the friends you feel closest to). In the past year (12 months), how many of your best friends have: tried to do well in school?	34
61	Think of your four best friends (the friends you feel closest to). In the past year (12 months), how many of your best friends have: been suspended from school?	34
62	Think of your four best friends (the friends you feel closest to). In the past year (12 months), how many of your best friends have: liked school?	34
63	Think of your four best friends (the friends you feel closest to). In the past year (12 months), how many of your best friends have: carried a handgun?	35
64	Think of your four best friends (the friends you feel closest to). In the past year (12 months), how many of your best friends have: sold illegal drugs?	35
65	Think of your four best friends (the friends you feel closest to). In the past year (12 months), how many of your best friends have: regularly attended religious services?	35

66	Think of your four best friends (the friends you feel closest to). In the past year (12 months), how many of your best friends have: stolen or tried to steal a motor vehicle such as a car or motorcycle?	36
67	Think of your four best friends (the friends you feel closest to). In the past year (12 months), how many of your best friends have: been arrested?	36
68	Think of your four best friends (the friends you feel closest to). In the past year (12 months), how many of your best friends have: dropped out of school?	36
69	Think of your four best friends (the friends you feel closest to). In the past year (12 months), how many of your best friends have: been members of a gang?	37
70	How old were you when you first: smoked marijuana?	37
71	How old were you when you first: smoked a cigarette, even just a puff?	38
72	How old were you when you first: had more than a sip or two of beer, wine or hard liquor (for example, vodka, whiskey, or gin)?	38
73	How old were you when you first: began drinking alcoholic beverages regularly, that is, at least once or twice a month?	39
74	How old were you when you first: used Daztrex?	39
75	How old were you when you first: got suspended from school?	40
76	How old were you when you first: got arrested?	40
77	How old were you when you first: carried a handgun?	41
78	How old were you when you first: attacked someone with the idea of seriously hurting them?	41
79	How old were you when you first: belonged to a gang?	42
80	How wrong do you think it is for someone your age to: take a handgun to school?	42
81	How wrong do you think it is for someone your age to: steal anything worth more than \$5?	42
82	How wrong do you think it is for someone your age to: pick a fight with someone?	43
83	How wrong do you think it is for someone your age to: attack someone with the idea of seriously hurting them?	43
84	How wrong do you think it is for someone your age to: stay away from school all day when their parents think they are at school?	43
85	How wrong do you think it is for someone your age to: drink beer, wine or hard liquor (for example, vodka, whiskey, or gin) regularly?	44
86	How wrong do you think it is for someone your age to: smoke cigarettes?	44
87	How wrong do you think it is for someone your age to: smoke marijuana?	44
88	How wrong do you think it is for someone your age to: use prescription drugs or non-prescription drugs for the purpose of getting high?	45

89	How wrong do you think it is for someone your age to: use synthetic marijuana (K2, spice) or bath salts?	45
90	How wrong do you think it is for someone your age to: use LSD, cocaine, amphetamines or another illegal drug?	45
91	At school during the past 12 months, did you receive help from the resource teacher, speech therapist or other special education teacher?	46
92	How many times in the past year (12 months) have you: been suspended from school?	46
93	How many times in the past year (12 months) have you: carried a handgun?	46
94	How many times in the past year (12 months) have you: sold illegal drugs?	47
95	How many times in the past year (12 months) have you: stolen or tried to steal a motor vehicle such as a car or motorcycle?	47
96	How many times in the past year (12 months) have you: participated in clubs, organizations or activities at school?	48
97	How many times in the past year (12 months) have you: been arrested?	48
98	How many times in the past year (12 months) have you: attacked someone with the idea of seriously hurting them?	49
99	How many times in the past year (12 months) have you: been drunk or high at school?	49
100	How many times in the past year (12 months) have you: taken a handgun to school?	50
101	Are you currently on probation, or assigned a probation officer with Juvenile Court?	50
102	Have you ever belonged to a gang?	50
103	If you have ever belonged to a gang, did that gang have a name?	51
104	You are at a party at someone's house, and one of your friends offers you a drink containing alcohol. What would you say or do?	51
105	How often do you attend religious services or activities?	51
106	I think sometimes it's okay to cheat at school.	52
107	It is important to think before you act.	52
108	Sometimes I think that life is not worth it.	52
109	At times I think I am no good at all.	53
110	All in all, I am inclined to think that I am a failure.	53
111	In the past year, have you felt depressed or sad MOST days, even if you felt okay sometimes?	53
112	It is all right to beat up people if they start the fight.	54
113	I think it is okay to take something without asking if you can get away with it.	54
114	Where do you get the most information about living a drug and alcohol free life? Parents/guardians	54
115	Where do you get the most information about living a drug and alcohol free life? Friends	55

116	Where do you get the most information about living a drug and alcohol free life? Family members	55
117	Where do you get the most information about living a drug and alcohol free life? School	55
118	Where do you get the most information about living a drug and alcohol free life? Internet	56
119	Where do you get the most information about living a drug and alcohol free life? TV	56
120	Where do you get the most information about living a drug and alcohol free life? Social media	56
121	How much do you think people risk harming themselves (physically or in other ways) if they: smoked one or more packs of cigarettes per day?	57
122	How much do you think people risk harming themselves (physically or in other ways) if they: try marijuana once or twice?	57
123	How much do you think people risk harming themselves (physically or in other ways) if they: smoke marijuana once or twice a week?	57
124	How much do you think people risk harming themselves (physically or in other ways) if they: take one or two drinks of an alcoholic beverage (beer, wine, liquor) nearly every day?	58
125	How much do you think people risk harming themselves (physically or in other ways) if they: have five or more drinks of an alcoholic beverage once or twice each weekend?	58
126	How much do you think people risk harming themselves (physically or in other ways) if they: use prescription drugs that are not prescribed to them?	58
127	How much do you think people risk harming themselves (physically or in other ways) if they: use non-prescription drugs to get high?	59
128	Have you ever used smokeless tobacco (chew, snuff, plug, dipping tobacco, or chewing tobacco)?	59
129	How often have you taken smokeless tobacco during the past 30 days?	59
130	Have you ever smoked cigarettes?	60
131	How frequently have you smoked cigarettes during the past 30 days?	60
132	Which statement best describes rules about smoking inside your home?	60
133	Which statement best describes rules about smoking in your family cars?	61
134	During this school year, were you taught in any of your classes about the dangers of tobacco use?	61
135	During the past 12 months, have you participated in any community activities to discourage people your age from using cigarettes, chewing tobacco, snuff, dip or cigars?	61
136	Think back over the last two weeks. How many times have you had five or more alcoholic drinks in a row?	62

137	During the past 30 days, how many times did you ride in a car or other vehicle driven by someone who had been drinking alcohol or using drugs to get high?	62
138	During the past 30 days, how many times did you drive a car or other vehicle when you had been drinking alcohol or using drugs to get high?	62
139	If you drank alcohol (not just a sip or taste) in the past year, how did you usually get it?	63
140	If you drank alcohol (not just a sip or taste) in the past year, where did you usually drink it?	63
141	How do you feel about someone your age having one or two drinks of an alcoholic beverage nearly every day?	64
142	On how many occasions have you had alcoholic beverages (beer, wine or hard liquor) to drink in your lifetime - more than just a few sips?	64
143	On how many occasions have you drunk one of more drinks of an alcoholic beverage during the past 30 days?	64
144	On how many occasions have you used marijuana (grass, pot) or hashish (hash, hash oil) in your lifetime?	65
145	On how many occasions have you used marijuana (grass, pot) or hashish (hash, hash oil) during the past 30 days?	65
146	On how many occasions have you used LSD or other psychedelics in your lifetime?	65
147	On how many occasions have you used LSD or other psychedelics during the past 30 days?	66
148	On how many occasions have you used cocaine or crack in your lifetime?	66
149	On how many occasions have you used cocaine or crack during the past 30 days?	66
150	On how many occasions have you sniffed glue, breathed the contents of an aerosol spray can, or inhaled other gases or sprays, in order to get high in your lifetime?	67
151	On how many occasions have you sniffed glue, breathed the contents of an aerosol spray can, or inhaled other gases or sprays, in order to get high during the past 30 days?	67
152	On how many occasions have you used Daztrex in your lifetime?	68
153	On how many occasions have you used Daztrex during the past 30 days?	68
154	On how many occasions have you used synthetic marijuana in your lifetime?	68
155	On how many occasions have you used synthetic marijuana during the past 30 days?	69
156	On how many occasions have you used methamphetamines (meth, speed, crank, crystal meth) in your lifetime?	69

157	On how many occasions have you used methamphetamines (meth, speed, crank, crystal meth) in the past 30 days?	69
158	On how many occasions have you used other chemical products (bath salts, plant food, etc.) in your lifetime?	70
159	On how many occasions have you used other chemical products (bath salts, plant food, etc.) during the past 30 days?	70
160	On how many occasions have you used heroin or other opiates in your lifetime?	70
161	On how many occasions have you used heroin or other opiates during the past 30 days?	71
162	On how many occasions have you used MDMA ('X', 'E', or ecstasy) in your lifetime?	71
163	On how many occasions have you used MDMA ('X', 'E', or ecstasy) during the past 30 days?	71
164	On how many occasions have you taken prescription drugs (such as Valium, Xanax, Ritalin, Adderall, OxyContin, Darvocet, or sleeping pills) not prescribed to you in your lifetime?	72
165	On how many occasions have you taken prescription drugs (such as Valium, Xanax, Ritalin, Adderall, OxyContin, Darvocet, or sleeping pills) not prescribed to you during the past 30 days?	72
166	On how many occasions have you taken non-prescription medicines such as diet pills (for example, Dietac, Dexatrim or Prolamine), stay-awake pills (for example No-Doz, Vivarin, or Wake), or cough or cold medicines (robos, DXM, etc.) to get high in your lifetime?	73
167	On how many occasions have you taken non-prescription medicines such as diet pills (for example, Dietac, Dexatrim or Prolamine), stay-awake pills (for example No-Doz, Vivarin, or Wake), or cough or cold medicines (robos, DXM, etc.) to get high during the past 30 days?	73
168	On how many occasions have you been drunk or very high from drinking alcoholic beverages during the past 30 days?	74
169	On how many occasions have you drunk flavored alcoholic beverages, sometimes called 'alcopops' (like Mike's Hard Lemonade, Smirnoff Ice, Bacardi Breezers, etc.) in your lifetime?	74
170	On how many occasions have you drunk flavored alcoholic beverages, sometimes called 'alcopops' (like Mike's Hard Lemonade, Smirnoff Ice, Bacardi Breezers, etc.) during the past 30 days?	75
171	If you used prescription drugs or over the counter drugs without a doctor telling you to use it or for the purpose of getting high, where did you get these drugs?	75
172	During the last month, about how many marijuana cigarettes, or the equivalent, did you smoke a day, on the average?	76
173	How wrong do your friends feel it would be for YOU to: drink alcohol?	76
174	How wrong do your friends feel it would be for YOU to: smoke tobacco?	76

175	How wrong do your friends feel it would be for YOU to: smoke marijuana?	77
176	How wrong do your friends feel it would be for YOU to: use prescription drugs not prescribed to you	77
177	How wrong would most adults (over 21) in your neighborhood think it is for kids your age: to use marijuana?	77
178	How wrong would most adults (over 21) in your neighborhood think it is for kids your age: to drink alcohol?	78
179	How wrong would most adults (over 21) in your neighborhood think it is for kids your age: to smoke cigarettes?	78
180	How much do each of the following statements describe your neighborhood? crime and/or drug selling	78
181	How much do each of the following statements describe your neighborhood? fights	79
182	How much do each of the following statements describe your neighborhood? lots of empty or abandoned buildings	79
183	How much do each of the following statements describe your neighborhood? lots of graffiti	79
184	I feel safe in my neighborhood.	80
185	If a kid smoked marijuana in your neighborhood would he or she be caught by the police?	80
186	If a kid drank some beer, wine or hard liquor (for example, vodka, whiskey, or gin) in your neighborhood would he or she be caught by the police?	80
187	If a kid carried a handgun in your neighborhood would he or she be caught by the police?	81
188	If you wanted to get some cigarettes, how easy would it be for you to get some?	81
189	If you wanted to get some beer, wine or hard liquor (for example, vodka, whiskey, or gin), how easy would it be for you to get some?	81
190	If you wanted to get a drug like cocaine, LSD, or amphetamines, how easy would it be for you to get some?	82
191	If you wanted to get a handgun, how easy would it be for you to get one?	82
192	If you wanted to get some marijuana, how easy would it be for you to get some?	82
193	If you wanted to get prescription drugs for the purpose of getting high, how easy would it be for you to get some?	83
194	If you wanted to get synthetic marijuana such as K2 or chemical products such as bath salts to get high, how easy would it be for you to get some?	83
195	If you wanted to get steroids to enhance athletic performance, how easy would it be for you to get some?	83

196	During the past 12 months, have you participated in any alcohol prevention programs or seen any alcohol prevention messages in your school or community? Yes, a school-based program focused on preventing underage drinking and/or drinking and driving. . . .	84
197	During the past 12 months, have you participated in any alcohol prevention programs or seen any alcohol prevention messages in your school or community? Yes, a community-based program focused on preventing underage drinking and/or drinking and driving (for example, through your church or temple or through youth groups like Boys and Girls Club or 4-H). . . .	84
198	During the past 12 months, have you participated in any alcohol prevention programs or seen any alcohol prevention messages in your school or community? Yes, a media campaign addressing underage drinking and/or drinking and driving (for example, newspaper ads, posters, pamphlets, radio, TV). . . .	84
199	During the past 12 months, have you participated in any alcohol prevention programs or seen any alcohol prevention messages in your school or community? No	84
200	How wrong do your parents feel it would be for YOU to: drink beer, wine or hard liquor (for example, vodka, whiskey or gin) regularly? .	85
201	How wrong do your parents feel it would be for YOU to: smoke tobacco?	85
202	How wrong do your parents feel it would be for YOU to: smoke marijuana?	85
203	How wrong do your parents feel it would be for YOU to: use prescription drugs not prescribed to you?	86
204	How wrong do your parents feel it would be for YOU to: steal something worth more than \$5?	86
205	How wrong do your parents feel it would be for YOU to: draw graffiti, write things, or draw pictures on buildings or other property (without the owner's permission)?	86
206	How wrong do your parents feel it would be for YOU to: pick a fight with someone?	87
207	During the past 12 months, have you talked with at least one of your parents about the dangers of underage drinking and/or drinking and driving? By parents, we mean either your biological parents, adoptive parents, stepparents, or adult guardians - whether or not they live with you. . . .	87
208	The rules in my family are clear. . . .	87
209	People in my family often insult or yell at each other. . . .	88
210	When I am not at home, one of my parents knows where I am and who I am with. . . .	88
211	We argue about the same things in my family over and over. . . .	88

212	If you drank some beer or wine or liquor (for example, vodka, whiskey, or gin) without your parents' permission, would you be caught by your parents?	89
213	My family has clear rules about alcohol and drug use. . . .	89
214	If you carried a handgun without your parents' permission, would you be caught by your parents?	89
215	If you skipped school would you be caught by your parents?	90
216	My parents ask if I've gotten my homework done. . . .	90
217	People in my family have serious arguments. . . .	90
218	Would your parents know if you did not come home on time?	91
219	Have any of your brothers or sisters ever: drunk beer, wine or hard liquor (for example, vodka, whiskey or gin)?	91
220	Have any of your brothers or sisters ever: smoked marijuana?	91
221	Have any of your brothers or sisters ever: smoked cigarettes?	91
222	Have any of your brothers or sisters ever: taken a handgun to school? .	92
223	Have any of your brothers or sisters ever: been suspended or expelled from school?	92
224	Have you changed homes in the past year (the last 12 months)? . . .	92
225	How many times have you changed homes since kindergarten?	92
226	Have you changed schools (including changing from elementary to middle and middle to high school) in the past year?	93
227	How many times have you changed schools since kindergarten (including changing from elementary to middle and middle to high school)?	93
228	Has anyone in your family ever had severe alcohol or drug problems? .	93
229	About how many adults (over 21) have you known personally who in the past year have: used marijuana, crack, cocaine, or other drugs? .	94
230	About how many adults (over 21) have you known personally who in the past year have: sold or dealt drugs?	94
231	About how many adults (over 21) have you known personally who in the past year have: done other things that could get them in trouble with the police, like stealing, selling stolen goods, mugging or assaulting others, etc.?	94
232	About how many adults (over 21) have you known personally who in the past year have: gotten drunk or high?	95
233	Have you seen or heard information about underage drinking in the past 12 months from the following sources? Radio	95
234	Have you seen or heard information about underage drinking in the past 12 months from the following sources? TV. . . .	95
235	Have you seen or heard information about underage drinking in the past 12 months from the following sources? Print. This includes information on underage drinking you may have seen in the newspaper, on a billboard, in pamphlets, on stickers, etc. . . .	95

236	Have you seen or heard information about underage drinking in the past 12 months from the following sources? Website or social media? (Facebook, Myspace, website, etc.)	96
237	The next questions ask about your opinions of the information you saw or heard. If you have seen or heard more than one ad, please think about your favorite ad when answering these questions. The information about underage drinking that I saw or heard was convincing.	96
238	The next questions ask about your opinions of the information you saw or heard. If you have seen or heard more than one ad, please think about your favorite ad when answering these questions. The information about underage drinking that I saw or heard grabbed my attention.	96
239	The next questions ask about your opinions of the information you saw or heard. If you have seen or heard more than one ad, please think about your favorite ad when answering these questions. The information about underage drinking that I saw or heard said something important to me.	97
240	The next questions ask about your opinions of the information you saw or heard. If you have seen or heard more than one ad, please think about your favorite ad when answering these questions. Seeing or hearing this information about underage drinking made me want to stop or decrease my drinking.	97
241	How honest were you in filling out this survey?	97

List of Figures

1	Grade Chart	11
2	Gender Chart	12
3	Age Chart	13
4	Ethnic Origin Chart	14

1 INTRODUCTION

This report was generated from data collected on the *2013 Arkansas Prevention Needs Assessment Student Survey*. This report contains basic frequency tables of all data collected and graphs on the selected demographic variables of grade, gender, age and ethnic origin. The graph on ethnic origin is represented as a bar chart rather than as a pie chart. This is because students were allowed to mark more than one response for ethnic origin as opposed to being allowed to mark only one response. The bars represent the percent of students who marked each of the ethnic categories.

Questions regarding the information found in this report can be directed to:

Pride Surveys

160 Vanderbilt Court
Bowling Green, KY 42103
1-800-279-6361
www.pridesurveys.com

Grade Chart

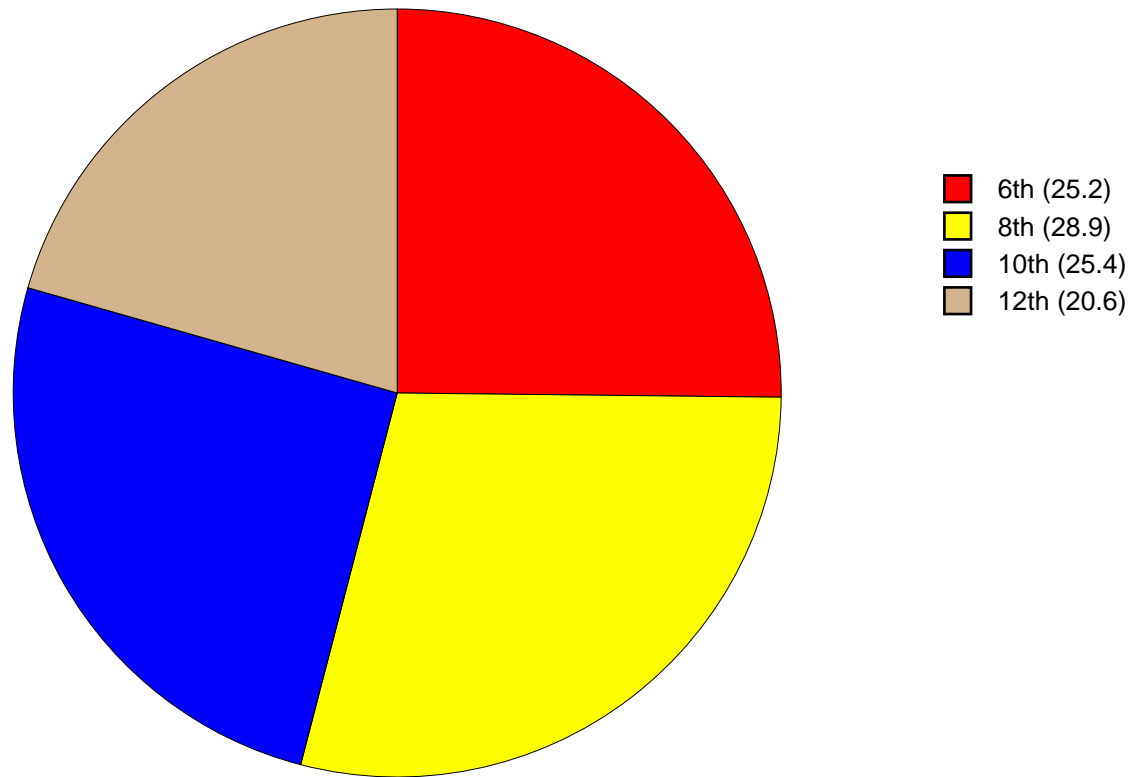


Figure 1: Grade Chart

Gender Chart

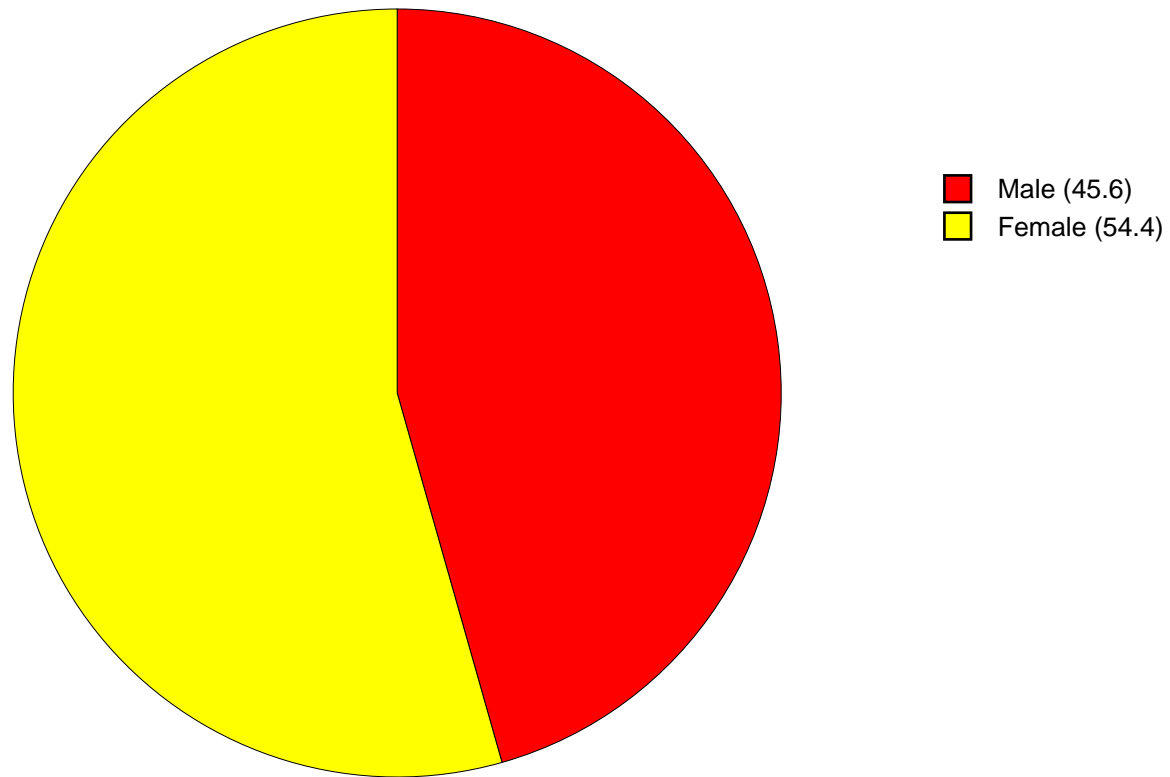


Figure 2: Gender Chart

Age Chart

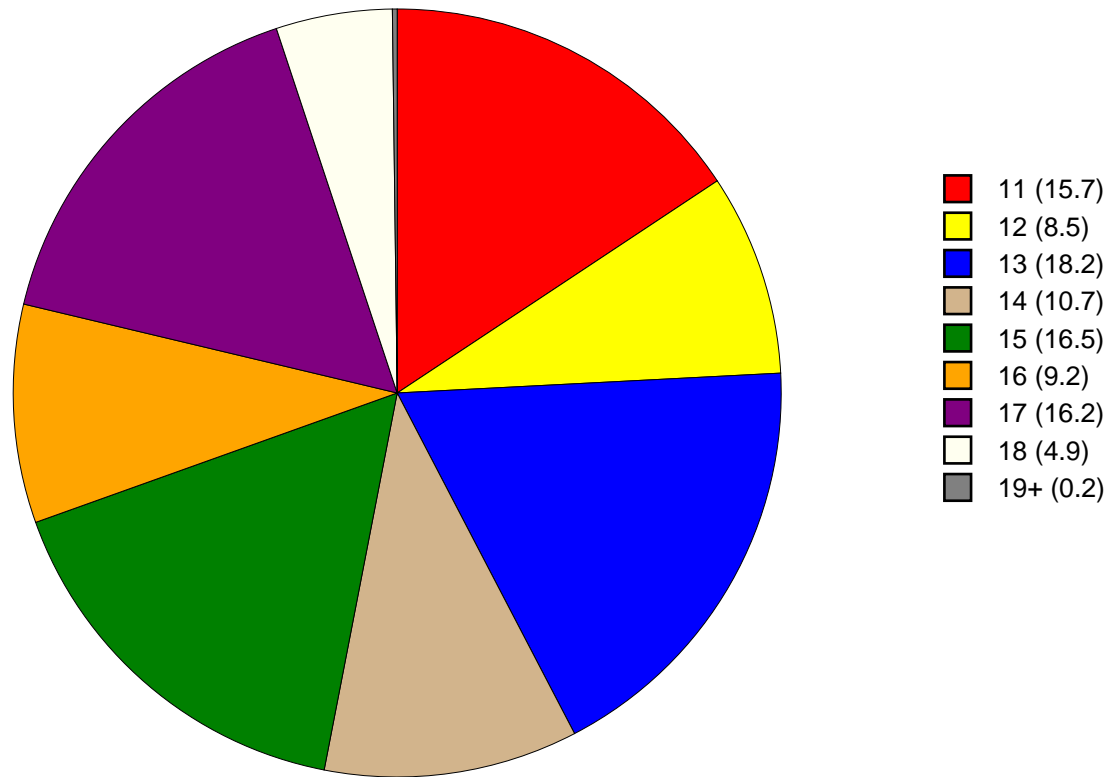


Figure 3: Age Chart

Ethnic Origin Chart

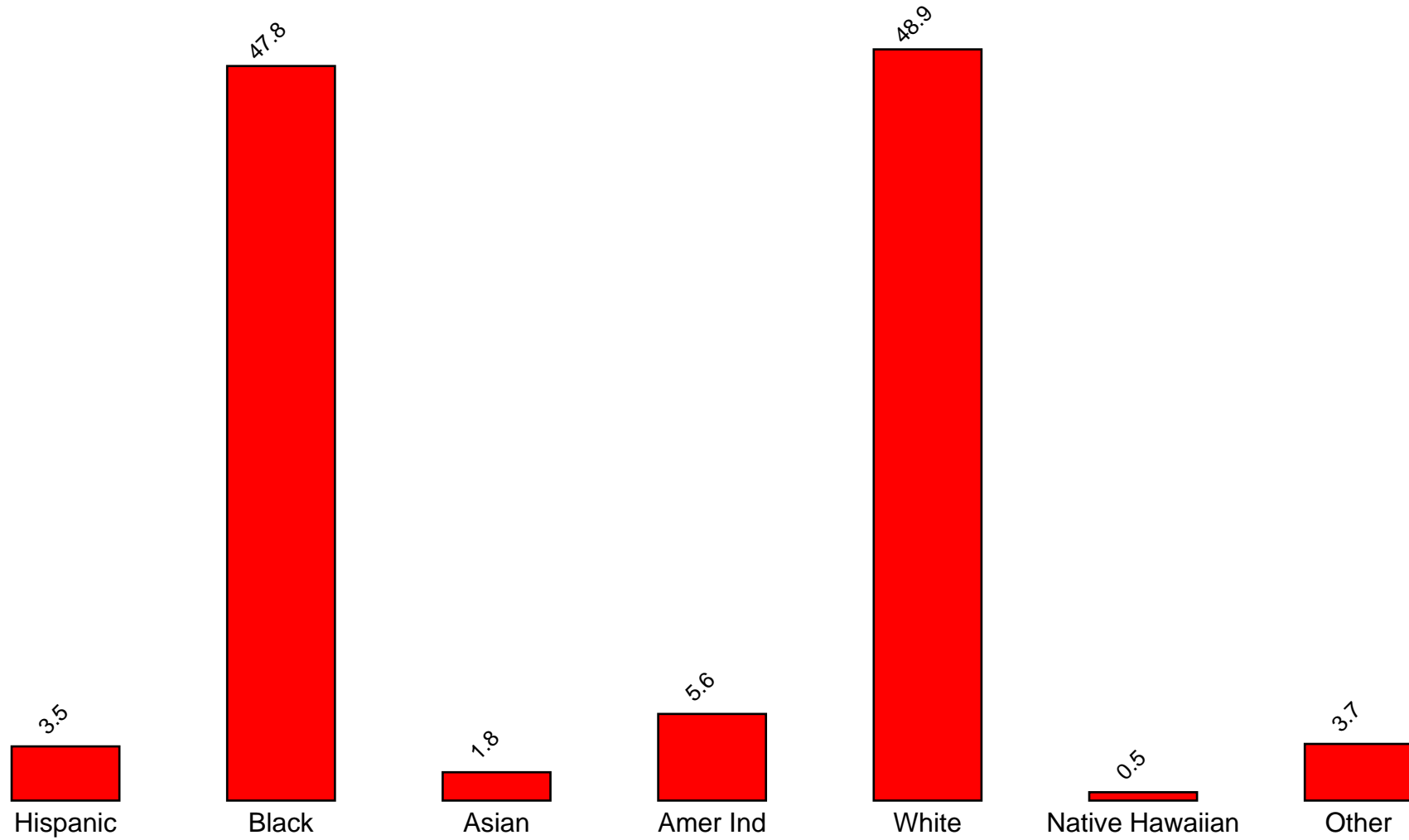


Figure 4: Ethnic Origin Chart

2 PERCENTAGE TABLES

The following tables contain frequency distribution detailing how your students responded to each question on the survey. The tables appear in the same order as the questions on the survey. The tables include breakdowns by grade level as well as overall percentages. The *N of Valid* row is a frequency count of the number of valid responses to each question for each grade and overall. The *N of Miss* row is a frequency count of the number of invalid (marked more than one response) or missing (i.e. did not respond) responses to each question for each grade and overall.

For the questions that allowed more than one response (i.e. race, live with, etc.) each response becomes a separate table. If a student did not mark the response, that was counted as a NO response, and if they did mark the response, that was counted as a YES response. Since a non response is a valid response for these questions, the *N of Miss* will always be zero for these questions.

Table 1: Sex



Response	6	8	10	12	Total	
Male	47.8	49.2	42.1	42.3	45.6	
Female	52.2	50.8	57.9	57.7	54.4	
N of Valid	232	264	233	189	918	
N of Miss	0	2	1	1	4	

Table 2: Age










Response	6	8	10	12	Total	
10 or younger	0.0	0.0	0.0	0.0	0.0	
11	62.1	0.0	0.0	0.0	15.7	
12	33.6	0.0	0.0	0.0	8.5	
13	4.3	59.2	0.0	0.0	18.2	
14	0.0	37.0	0.0	0.0	10.7	
15	0.0	3.8	60.9	0.0	16.5	
16	0.0	0.0	36.1	0.5	9.2	
17	0.0	0.0	3.0	74.7	16.2	
18	0.0	0.0	0.0	23.7	4.9	
19 or older	0.0	0.0	0.0	1.1	0.2	
N of Valid	232	265	233	190	920	
N of Miss	0	1	1	0	2	

Table 3: Are you Hispanic or Latino?



Response	6	8	10	12	Total	
No	96.2	96.5	96.5	96.8	96.5	
Yes	3.8	3.5	3.5	3.2	3.5	
N of Valid	209	255	228	187	879	
N of Miss	23	11	6	3	43	

Table 4: What is your race? Black or African American



Response	6	8	10	12	Total	
No	47.4	55.3	50.4	55.8	52.2	
Yes	52.6	44.7	49.6	44.2	47.8	
N of Valid	232	266	234	190	922	
N of Miss	0	0	0	0	0	

Table 5: What is your race? Asian



Response	6	8	10	12	Total	
No	98.7	98.9	98.3	96.3	98.2	
Yes	1.3	1.1	1.7	3.7	1.8	
N of Valid	232	266	234	190	922	
N of Miss	0	0	0	0	0	

Table 6: What is your race? American Indian



Response	6	8	10	12	Total	
No	94.0	94.4	93.2	96.3	94.4	
Yes	6.0	5.6	6.8	3.7	5.6	
N of Valid	232	266	234	190	922	
N of Miss	0	0	0	0	0	

Table 7: What is your race? Alaska Native


Response	6	8	10	12	Total	
No	100.0	100.0	100.0	100.0	100.0	
Yes	0.0	0.0	0.0	0.0	0.0	
N of Valid	232	266	234	190	922	
N of Miss	0	0	0	0	0	

Table 8: What is your race? White



Response	6	8	10	12	Total	
No	60.3	45.9	53.0	44.7	51.1	
Yes	39.7	54.1	47.0	55.3	48.9	
N of Valid	232	266	234	190	922	
N of Miss	0	0	0	0	0	

Table 9: What is your race? Native Hawaiian or Other Pacific Islander



Response	6	8	10	12	Total	
No	99.6	100.0	98.7	99.5	99.5	
Yes	0.4	0.0	1.3	0.5	0.5	
N of Valid	232	266	234	190	922	
N of Miss	0	0	0	0	0	

Table 10: What is your race? Other



Response	6	8	10	12	Total	
No	95.7	95.5	96.6	97.9	96.3	
Yes	4.3	4.5	3.4	2.1	3.7	
N of Valid	232	266	234	190	922	
N of Miss	0	0	0	0	0	

Table 11: What is the highest level of schooling completed by your mother or father?









Response	6	8	10	12	Total	
Completed grade school or less	4.1	1.9	0.4	2.1	2.1	
Some high school	5.1	8.9	3.1	6.8	6.0	
Completed high school	11.1	22.5	22.3	23.7	19.9	
Some college	12.9	14.7	21.0	21.6	17.3	
Completed college	21.7	20.2	27.5	30.0	24.5	
Graduate or professional school after college	8.8	8.9	10.0	7.9	8.9	
Don't know	35.5	22.5	14.4	7.9	20.5	
Does not apply	0.9	0.4	1.3	0.0	0.7	
N of Valid	217	258	229	190	894	
N of Miss	15	8	5	0	28	

Table 12: Think of where you live most of the time. Which of the following people live there with you? Mother



Response	6	8	10	12	Total	
No	13.8	18.0	20.1	15.3	16.9	
Yes	86.2	82.0	79.9	84.7	83.1	
N of Valid	232	266	234	190	922	
N of Miss	0	0	0	0	0	

Table 13: Think of where you live most of the time. Which of the following people live there with you? Stepmother



Response	6	8	10	12	Total	
No	96.6	93.6	94.4	97.4	95.3	
Yes	3.4	6.4	5.6	2.6	4.7	
N of Valid	232	266	234	190	922	
N of Miss	0	0	0	0	0	

Table 14: Think of where you live most of the time. Which of the following people live there with you? Foster Mother



Response	6	8	10	12	Total	
No	100.0	99.2	99.6	100.0	99.7	
Yes	0.0	0.8	0.4	0.0	0.3	
N of Valid	232	266	234	190	922	
N of Miss	0	0	0	0	0	

Table 15: Think of where you live most of the time. Which of the following people live there with you? Grandmother



Response	6	8	10	12	Total	
No	80.6	82.0	83.8	86.8	83.1	
Yes	19.4	18.0	16.2	13.2	16.9	
N of Valid	232	266	234	190	922	
N of Miss	0	0	0	0	0	

Table 16: Think of where you live most of the time. Which of the following people live there with you? Aunt



Response	6	8	10	12	Total	
No	92.2	95.5	94.4	92.6	93.8	
Yes	7.8	4.5	5.6	7.4	6.2	
N of Valid	232	266	234	190	922	
N of Miss	0	0	0	0	0	

Table 17: Think of where you live most of the time. Which of the following people live there with you? Father



Response	6	8	10	12	Total	
No	59.1	54.9	55.1	54.2	55.9	
Yes	40.9	45.1	44.9	45.8	44.1	
N of Valid	232	266	234	190	922	
N of Miss	0	0	0	0	0	

Table 18: Think of where you live most of the time. Which of the following people live there with you? Stepfather



Response	6	8	10	12	Total	
No	81.0	83.8	85.5	85.8	83.9	
Yes	19.0	16.2	14.5	14.2	16.1	
N of Valid	232	266	234	190	922	
N of Miss	0	0	0	0	0	

Table 19: Think of where you live most of the time. Which of the following people live there with you? Foster Father



Response	6	8	10	12	Total	
No	100.0	99.6	100.0	100.0	99.9	
Yes	0.0	0.4	0.0	0.0	0.1	
N of Valid	232	266	234	190	922	
N of Miss	0	0	0	0	0	

Table 20: Think of where you live most of the time. Which of the following people live there with you? Grandfather



Response	6	8	10	12	Total	
No	92.2	88.3	93.6	95.8	92.2	
Yes	7.8	11.7	6.4	4.2	7.8	
N of Valid	232	266	234	190	922	
N of Miss	0	0	0	0	0	

Table 21: Think of where you live most of the time. Which of the following people live there with you? Uncle



Response	6	8	10	12	Total	
No	94.4	97.4	96.2	96.8	96.2	
Yes	5.6	2.6	3.8	3.2	3.8	
N of Valid	232	266	234	190	922	
N of Miss	0	0	0	0	0	

Table 22: Think of where you live most of the time. Which of the following people live there with you? Other Adults

Response	6	8	10	12	Total	
No	97.8	97.4	97.9	94.7	97.1	
Yes	2.2	2.6	2.1	5.3	2.9	
N of Valid	232	266	234	190	922	
N of Miss	0	0	0	0	0	

Table 23: Think of where you live most of the time. Which of the following people live there with you? Brother(s)

Response	6	8	10	12	Total	
No	56.5	60.2	59.0	63.2	59.5	
Yes	43.5	39.8	41.0	36.8	40.5	
N of Valid	232	266	234	190	922	
N of Miss	0	0	0	0	0	

Table 24: Think of where you live most of the time. Which of the following people live there with you? Stepbrother(s)

Response	6	8	10	12	Total	
No	94.0	94.7	96.6	98.9	95.9	
Yes	6.0	5.3	3.4	1.1	4.1	
N of Valid	232	266	234	190	922	
N of Miss	0	0	0	0	0	

Table 25: Think of where you live most of the time. Which of the following people live there with you? Sister(s)

Response	6	8	10	12	Total	
No	61.6	59.0	64.5	63.2	61.9	
Yes	38.4	41.0	35.5	36.8	38.1	
N of Valid	232	266	234	190	922	
N of Miss	0	0	0	0	0	

Table 26: Think of where you live most of the time. Which of the following people live there with you? Stepsister(s)

Response	6	8	10	12	Total	
No	94.8	94.7	95.3	97.9	95.6	
Yes	5.2	5.3	4.7	2.1	4.4	
N of Valid	232	266	234	190	922	
N of Miss	0	0	0	0	0	

Table 27: Think of where you live most of the time. Which of the following people live there with you? Other Children

Response	6	8	10	12	Total	
No	94.4	95.1	97.0	92.6	94.9	
Yes	5.6	4.9	3.0	7.4	5.1	
N of Valid	232	266	234	190	922	
N of Miss	0	0	0	0	0	

Table 28: In my school, students have lots of chances to help decide things like class activities and rules.

Response	6	8	10	12	Total	
NO!	22.8	18.6	21.5	17.6	20.1	
no	34.8	36.7	32.2	30.3	33.8	
yes	32.6	35.2	39.9	41.0	37.0	
YES!	9.8	9.5	6.4	11.2	9.1	
N of Valid	224	264	233	188	909	
N of Miss	8	2	1	2	13	

Table 29: Teachers ask me to work on special classroom projects.

Response	6	8	10	12	Total	
NO!	11.6	9.2	10.3	8.0	9.8	
no	32.4	40.2	39.7	30.3	36.1	
yes	40.0	42.9	43.1	53.2	44.4	
YES!	16.0	7.7	6.9	8.5	9.7	
N of Valid	225	261	232	188	906	
N of Miss	7	5	2	2	16	

Table 30: My teacher(s) notices when I am doing a good job and lets me know about it.

Response	6	8	10	12	Total
NO!	3.1	3.5	10.3	3.7	5.2
no	7.1	15.4	22.8	21.9	16.6
yes	48.2	48.6	45.7	54.5	49.0
YES!	41.5	32.4	21.1	19.8	29.2
N of Valid	224	259	232	187	902
N of Miss	8	7	2	3	20

Table 31: There are lots of chances for students in my school to get involved in sports, clubs, and other school activities outside of class.

Response	6	8	10	12	Total
NO!	7.5	3.4	2.6	1.6	3.9
no	12.8	7.6	7.8	4.3	8.3
yes	31.4	37.4	34.8	46.8	37.2
YES!	48.2	51.5	54.8	47.3	50.7
N of Valid	226	262	230	188	906
N of Miss	6	4	4	2	16

Table 32: There are lots of chances for students in my school to talk with a teacher one-on-one.

Response	6	8	10	12	Total
NO!	4.0	8.5	9.5	4.3	6.8
no	17.4	19.2	21.2	21.9	19.8
yes	45.5	45.4	48.9	47.6	46.8
YES!	33.0	26.9	20.3	26.2	26.6
N of Valid	224	260	231	187	902
N of Miss	8	6	3	3	20

Table 33: I feel safe at my school.

Response	6	8	10	12	Total	
NO!	4.4	10.3	8.3	11.4	8.5	
no	11.5	14.1	20.9	14.6	15.3	
yes	41.9	50.4	53.5	52.4	49.4	
YES!	42.3	25.2	17.4	21.6	26.8	
N of Valid	227	262	230	185	904	
N of Miss	5	4	4	5	18	

Table 34: The school lets my parents know when I have done something well.

Response	6	8	10	12	Total	
NO!	9.7	12.7	27.0	21.0	17.3	
no	23.3	32.3	41.3	46.2	35.2	
yes	39.6	39.6	27.4	27.4	34.0	
YES!	27.3	15.4	4.3	5.4	13.5	
N of Valid	227	260	230	186	903	
N of Miss	5	6	4	4	19	

Table 35: My teachers praise me when I work hard in school.

Response	6	8	10	12	Total	
NO!	11.2	14.3	21.0	10.2	14.4	
no	30.8	37.2	36.1	42.5	36.4	
yes	37.1	32.9	37.3	37.6	36.1	
YES!	21.0	15.5	5.6	9.7	13.1	
N of Valid	224	258	233	186	901	
N of Miss	8	8	1	4	21	

Table 36: Are your school grades better than the grades of most students in your class?

Response	6	8	10	12	Total
NO!	8.9	6.9	6.5	3.2	6.5
no	19.6	24.9	23.9	19.3	22.2
yes	46.4	49.4	50.0	54.5	49.9
YES!	25.0	18.8	19.6	23.0	21.4
N of Valid	224	261	230	187	902
N of Miss	8	5	4	3	20

Table 37: I have lots of chances to be part of class discussions or activities.

Response	6	8	10	12	Total
NO!	4.0	5.7	6.5	3.8	5.1
no	13.9	11.8	13.0	10.3	12.3
yes	47.5	52.1	60.4	60.5	54.8
YES!	34.5	30.4	20.0	25.4	27.7
N of Valid	223	263	230	185	901
N of Miss	9	3	4	5	21

Table 38: Now thinking back over the past year in school, how often did you: enjoy being in school?

Response	6	8	10	12	Total
Never	6.7	8.4	12.9	9.6	9.4
Seldom	7.6	11.5	15.1	12.3	11.6
Sometimes	38.7	50.4	47.0	46.5	45.8
Often	25.8	18.7	17.2	25.7	21.5
Almost always	21.3	11.1	7.8	5.9	11.7
N of Valid	225	262	232	187	906
N of Miss	7	4	2	3	16

Table 39: Now thinking back over the past year in school, how often did you: hate being in school?

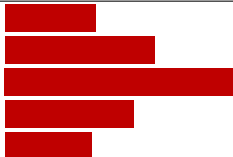
Response	6	8	10	12	Total	
Never	27.4	8.1	6.5	7.5	12.3	
Seldom	21.1	25.4	22.1	18.8	22.1	
Sometimes	31.4	35.4	37.7	36.0	35.1	
Often	10.3	19.6	21.2	24.2	18.7	
Almost always	9.9	11.5	12.6	13.4	11.8	
N of Valid	223	260	231	186	900	
N of Miss	9	6	3	4	22	

Table 40: Now thinking back over the past year in school, how often did you: try to do your best work in school?


Response	6	8	10	12	Total	
Never	0.0	0.4	0.0	0.5	0.2	
Seldom	0.4	1.5	1.3	2.7	1.4	
Sometimes	7.1	8.0	14.2	12.4	10.3	
Often	17.0	26.4	34.9	34.1	27.8	
Almost always	75.4	63.6	49.6	50.3	60.2	
N of Valid	224	261	232	185	902	
N of Miss	8	5	2	5	20	

Table 41: How often do you feel that the school work you are assigned is meaningful and important?


Response	6	8	10	12	Total	
Never	3.1	6.9	7.3	6.4	6.0	
Seldom	7.1	9.2	19.0	24.1	14.3	
Sometimes	19.2	30.5	34.9	32.6	29.3	
Often	35.3	27.5	26.7	25.1	28.7	
Almost always	35.3	26.0	12.1	11.8	21.8	
N of Valid	224	262	232	187	905	
N of Miss	8	4	2	3	17	

Table 42: Putting them all together, what were your grades like last year?

Response	6	8	10	12	Total
Mostly F's	0.5	0.8	0.9	1.1	0.8
Mostly D's	1.5	4.8	4.9	3.7	3.8
Mostly C's	14.4	26.4	23.0	21.4	21.6
Mostly B's	33.3	35.6	44.2	35.8	37.4
Mostly A's	50.2	32.4	27.0	38.0	36.3
N of Valid	201	250	226	187	864
N of Miss	31	16	8	3	58

Table 43: How important do you think the things you are learning in school are going to be for your later life?

Response	6	8	10	12	Total
Very important	65.0	46.8	28.0	18.6	40.7
Quite important	17.3	24.7	24.1	29.8	23.8
Fairly important	11.9	19.4	23.7	28.7	20.6
Slightly important	4.9	6.8	19.8	17.6	11.9
Not at all important	0.9	2.3	4.3	5.3	3.1
N of Valid	226	263	232	188	909
N of Miss	6	3	2	2	13

Table 44: How interesting are most of your courses to you?

Response	6	8	10	12	Total
Very interesting and stimulating	24.4	16.0	8.2	7.9	14.4
Quite interesting	33.5	28.2	25.9	21.7	27.5
Fairly interesting	31.7	38.2	44.0	43.4	39.2
Slightly dull	7.2	13.4	15.9	21.7	14.3
Very dull	3.2	4.2	6.0	5.3	4.6
N of Valid	221	262	232	189	904
N of Miss	11	4	2	1	18

Table 45: During the LAST FOUR WEEKS how many whole days of school have you missed because you skipped or 'cut'?








Response	6	8	10	12	Total	
None	72.4	81.0	79.6	68.1	75.8	
1	14.2	8.4	5.7	9.6	9.4	
2	2.7	4.6	6.1	6.9	5.0	
3	4.0	3.0	4.8	2.7	3.6	
04/05/13	4.0	1.9	2.6	7.4	3.8	
06/10/13	2.2	1.1	0.9	1.6	1.4	
11 or more	0.4	0.0	0.4	3.7	1.0	
N of Valid	225	263	230	188	906	
N of Miss	7	3	4	2	16	

Table 46: What are the chances you would be seen as cool if you: smoked cigarettes?






Response	6	8	10	12	Total	
No or very little chance	86.8	74.7	73.4	56.6	73.5	
Little chance	8.2	12.8	11.8	19.0	12.8	
Some chance	1.8	8.9	9.6	13.8	8.4	
Pretty good chance	0.9	2.3	2.6	6.9	3.0	
Very good chance	2.3	1.2	2.6	3.7	2.3	
N of Valid	219	257	229	189	894	
N of Miss	13	9	5	1	28	

Table 47: What are the chances you would be seen as cool if you: worked hard at school?






Response	6	8	10	12	Total	
No or very little chance	7.5	7.7	10.0	9.5	8.6	
Little chance	5.3	8.1	15.7	13.8	10.5	
Some chance	12.3	18.1	20.1	28.0	19.2	
Pretty good chance	21.6	28.5	30.1	24.9	26.4	
Very good chance	53.3	37.7	24.0	23.8	35.2	
N of Valid	227	260	229	189	905	
N of Miss	5	6	5	1	17	

Table 48: What are the chances you would be seen as cool if you: began drinking alcoholic beverages regularly, that is, at least once or twice a month?






Response	6	8	10	12	Total	
No or very little chance	89.2	69.6	62.6	42.6	67.0	
Little chance	6.8	15.0	15.2	17.6	13.6	
Some chance	0.9	6.9	10.4	16.0	8.2	
Pretty good chance	2.7	5.8	5.7	17.0	7.3	
Very good chance	0.5	2.7	6.1	6.9	3.9	
N of Valid	222	260	230	188	900	
N of Miss	10	6	4	2	22	

Table 49: What are the chances you would be seen as cool if you: defended someone who was being verbally abused at school?






Response	6	8	10	12	Total	
No or very little chance	17.0	12.7	15.7	11.8	14.3	
Little chance	8.9	8.8	16.1	13.4	11.7	
Some chance	11.2	18.5	26.5	28.3	20.8	
Pretty good chance	23.2	29.2	24.3	24.1	25.4	
Very good chance	39.7	30.8	17.4	22.5	27.9	
N of Valid	224	260	230	187	901	
N of Miss	8	6	4	3	21	

Table 50: What are the chances you would be seen as cool if you: smoked marijuana?






Response	6	8	10	12	Total	
No or very little chance	92.0	74.6	60.9	45.7	69.4	
Little chance	3.6	7.7	11.3	16.5	9.4	
Some chance	1.8	7.3	8.7	16.0	8.1	
Pretty good chance	1.3	3.5	7.8	9.6	5.3	
Very good chance	1.3	6.9	11.3	12.2	7.8	
N of Valid	224	260	230	188	902	
N of Miss	8	6	4	2	20	

Table 51: What are the chances you would be seen as cool if you: carried a handgun?






Response	6	8	10	12	Total	
No or very little chance	84.8	77.7	72.6	72.5	77.1	
Little chance	8.1	9.2	10.4	10.6	9.5	
Some chance	2.2	4.2	6.1	7.9	5.0	
Pretty good chance	1.3	3.5	3.9	5.8	3.5	
Very good chance	3.6	5.4	7.0	3.2	4.9	
N of Valid	223	260	230	189	902	
N of Miss	9	6	4	1	20	

Table 52: Think of your four best friends (the friends you feel closest to). In the past year (12 months), how many of your best friends have: participated in clubs, organizations or activities at school?






Response	6	8	10	12	Total	
0	14.7	10.0	9.3	8.6	10.7	
1	11.1	9.2	11.0	11.3	10.5	
2	14.3	15.3	15.0	12.4	14.4	
3	20.7	19.5	17.2	12.9	17.8	
4	39.2	46.0	47.6	54.8	46.6	
N of Valid	217	261	227	186	891	
N of Miss	15	5	7	4	31	

Table 53: Think of your four best friends (the friends you feel closest to). In the past year (12 months), how many of your best friends have: smoked cigarettes?






Response	6	8	10	12	Total	
0	88.5	75.9	70.6	59.4	74.2	
1	5.5	12.3	12.7	12.3	10.7	
2	4.1	6.5	9.2	10.7	7.5	
3	1.4	2.3	3.9	6.4	3.4	
4	0.5	3.1	3.5	11.2	4.3	
N of Valid	218	261	228	187	894	
N of Miss	14	5	6	3	28	

Table 54: Think of your four best friends (the friends you feel closest to). In the past year (12 months), how many of your best friends have: tried beer, wine or hard liquor (for example, vodka, whiskey, or gin) when their parents didn't know about it?






Response	6	8	10	12	Total	
0	84.9	62.4	48.9	27.8	57.3	
1	8.7	15.2	19.8	15.0	14.7	
2	2.3	9.9	8.8	18.7	9.6	
3	1.8	3.4	8.8	10.2	5.8	
4	2.3	9.1	13.7	28.3	12.6	
N of Valid	219	263	227	187	896	
N of Miss	13	3	7	3	26	

Table 55: Think of your four best friends (the friends you feel closest to). In the past year (12 months), how many of your best friends have: made a commitment to stay drug-free?






Response	6	8	10	12	Total	
0	8.7	20.0	32.2	36.8	23.8	
1	6.4	9.2	10.6	16.8	10.4	
2	9.1	10.0	7.9	9.7	9.2	
3	11.9	11.2	12.3	8.1	11.0	
4	63.9	49.6	37.0	28.6	45.6	
N of Valid	219	260	227	185	891	
N of Miss	13	6	7	5	31	

Table 56: Think of your four best friends (the friends you feel closest to). In the past year (12 months), how many of your best friends have: used marijuana?






Response	6	8	10	12	Total	
0	93.1	78.9	62.6	45.4	71.3	
1	2.8	9.6	15.9	15.7	10.8	
2	1.4	5.7	9.7	13.5	7.3	
3	0.9	1.5	5.3	9.7	4.0	
4	1.8	4.2	6.6	15.7	6.6	
N of Valid	218	261	227	185	891	
N of Miss	14	5	7	5	31	

Table 57: Think of your four best friends (the friends you feel closest to). In the past year (12 months), how many of your best friends have: used prescription drugs or non-prescription drugs for the purposes of getting high?






Response	6	8	10	12	Total	
0	95.4	87.7	79.2	66.3	83.0	
1	1.8	3.8	8.8	10.9	6.1	
2	0.5	3.8	5.3	7.1	4.0	
3	1.4	0.0	3.1	7.6	2.7	
4	0.9	4.6	3.5	8.2	4.2	
N of Valid	219	261	226	184	890	
N of Miss	13	5	8	6	32	

Table 58: Think of your four best friends (the friends you feel closest to). In the past year (12 months), how many of your best friends have: used synthetic marijuana (K2, spice) or bath salts?






Response	6	8	10	12	Total	
0	99.1	93.9	94.7	83.2	93.2	
1	0.9	1.9	1.8	5.9	2.5	
2	0.0	1.1	2.2	5.9	2.1	
3	0.0	0.4	0.0	3.2	0.8	
4	0.0	2.7	1.3	1.6	1.5	
N of Valid	218	262	227	185	892	
N of Miss	14	4	7	5	30	

Table 59: Think of your four best friends (the friends you feel closest to). In the past year (12 months), how many of your best friends have: used LSD, cocaine, amphetamines, or other illegal drugs?






Response	6	8	10	12	Total	
0	97.2	94.2	92.9	85.4	92.8	
1	1.9	2.7	4.0	7.6	3.8	
2	0.5	1.2	1.3	4.3	1.7	
3	0.0	0.0	1.3	1.6	0.7	
4	0.5	1.9	0.4	1.1	1.0	
N of Valid	216	258	225	185	884	
N of Miss	16	8	9	5	38	

Table 60: Think of your four best friends (the friends you feel closest to). In the past year (12 months), how many of your best friends have: tried to do well in school?

Response	6	8	10	12	Total
0	0.5	1.9	3.1	4.9	2.5
1	3.2	5.8	6.6	3.2	4.8
2	5.4	9.6	11.5	16.2	10.4
3	12.2	18.8	16.3	13.5	15.4
4	78.8	63.8	62.6	62.2	66.9
N of Valid	222	260	227	185	894
N of Miss	10	6	7	5	28

Table 61: Think of your four best friends (the friends you feel closest to). In the past year (12 months), how many of your best friends have: been suspended from school?

Response	6	8	10	12	Total
0	62.3	50.4	59.6	64.3	58.5
1	20.9	21.5	20.0	15.7	19.8
2	10.7	12.3	8.9	9.7	10.5
3	1.9	6.2	4.4	3.8	4.2
4	4.2	9.6	7.1	6.5	7.0
N of Valid	215	260	225	185	885
N of Miss	17	6	9	5	37

Table 62: Think of your four best friends (the friends you feel closest to). In the past year (12 months), how many of your best friends have: liked school?

Response	6	8	10	12	Total
0	12.0	26.2	34.5	33.5	26.4
1	12.5	15.4	13.3	10.3	13.1
2	19.4	19.2	22.1	22.2	20.6
3	16.2	18.1	12.8	16.8	16.0
4	39.8	21.2	17.3	17.3	23.9
N of Valid	216	260	226	185	887
N of Miss	16	6	8	5	35

Table 63: Think of your four best friends (the friends you feel closest to). In the past year (12 months), how many of your best friends have: carried a handgun?






Response	6	8	10	12	Total	
0	95.4	91.6	88.5	88.1	91.0	
1	2.3	3.1	5.7	5.9	4.1	
2	0.5	3.1	2.2	3.2	2.2	
3	0.5	0.4	1.3	0.5	0.7	
4	1.4	1.9	2.2	2.2	1.9	
N of Valid	219	261	227	185	892	
N of Miss	13	5	7	5	30	

Table 64: Think of your four best friends (the friends you feel closest to). In the past year (12 months), how many of your best friends have: sold illegal drugs?






Response	6	8	10	12	Total	
0	96.3	91.5	85.4	84.3	89.6	
1	2.3	3.5	7.1	5.9	4.6	
2	0.5	1.9	3.5	5.4	2.7	
3	0.0	0.4	1.3	2.2	0.9	
4	0.9	2.7	2.7	2.2	2.1	
N of Valid	215	259	226	185	885	
N of Miss	17	7	8	5	37	

Table 65: Think of your four best friends (the friends you feel closest to). In the past year (12 months), how many of your best friends have: regularly attended religious services?






Response	6	8	10	12	Total	
0	30.1	19.6	16.4	10.4	19.4	
1	8.3	10.8	8.0	11.5	9.6	
2	9.7	10.4	15.1	14.8	12.4	
3	15.0	18.1	18.7	20.9	18.1	
4	36.9	41.2	41.8	42.3	40.5	
N of Valid	206	260	225	182	873	
N of Miss	26	6	9	8	49	

Table 66: Think of your four best friends (the friends you feel closest to). In the past year (12 months), how many of your best friends have: stolen or tried to steal a motor vehicle such as a car or motorcycle?






Response	6	8	10	12	Total	
0	97.7	93.5	90.3	91.9	93.4	
1	0.9	4.2	5.3	3.8	3.6	
2	1.4	0.4	3.1	2.2	1.7	
3	0.0	0.8	0.4	1.1	0.6	
4	0.0	1.1	0.9	1.1	0.8	
N of Valid	217	261	226	185	889	
N of Miss	15	5	8	5	33	

Table 67: Think of your four best friends (the friends you feel closest to). In the past year (12 months), how many of your best friends have: been arrested?






Response	6	8	10	12	Total	
0	95.4	85.8	83.6	74.5	85.3	
1	2.7	6.9	9.7	17.9	8.9	
2	0.9	4.2	3.1	4.9	3.3	
3	0.0	1.5	1.3	1.1	1.0	
4	0.9	1.5	2.2	1.6	1.6	
N of Valid	219	261	226	184	890	
N of Miss	13	5	8	6	32	

Table 68: Think of your four best friends (the friends you feel closest to). In the past year (12 months), how many of your best friends have: dropped out of school?






Response	6	8	10	12	Total	
0	94.9	94.6	87.1	88.6	91.5	
1	4.6	3.1	9.3	7.6	6.0	
2	0.0	0.8	1.3	0.5	0.7	
3	0.0	0.4	0.9	0.0	0.3	
4	0.5	1.2	1.3	3.3	1.5	
N of Valid	217	260	225	184	886	
N of Miss	15	6	9	6	36	

Table 69: Think of your four best friends (the friends you feel closest to). In the past year (12 months), how many of your best friends have: been members of a gang?






Response	6	8	10	12	Total	
0	92.7	86.6	82.3	83.6	86.4	
1	4.1	6.5	7.1	6.6	6.1	
2	1.8	1.9	4.0	2.7	2.6	
3	0.9	0.8	1.8	2.2	1.3	
4	0.5	4.2	4.9	4.9	3.6	
N of Valid	218	262	226	183	889	
N of Miss	14	4	8	7	33	

Table 70: How old were you when you first: smoked marijuana?










Response	6	8	10	12	Total	
Never	96.9	91.2	77.3	67.4	84.1	
10 or younger	1.8	0.8	2.6	1.1	1.6	
11	0.4	1.2	2.2	1.1	1.2	
12	0.4	1.9	1.3	5.9	2.2	
13	0.4	4.2	5.2	3.7	3.4	
14	0.0	0.8	6.1	4.3	2.7	
15	0.0	0.0	3.9	5.9	2.2	
16	0.0	0.0	1.3	8.0	2.0	
17 or older	0.0	0.0	0.0	2.7	0.6	
N of Valid	224	260	229	187	900	
N of Miss	8	6	5	3	22	

Table 71: How old were you when you first: smoked a cigarette, even just a puff?










Response	6	8	10	12	Total	
Never	89.7	76.3	70.2	60.4	74.8	
10 or younger	5.8	8.4	9.2	11.8	8.7	
11	3.6	6.1	2.2	1.6	3.6	
12	0.9	3.1	6.1	2.7	3.2	
13	0.0	5.0	4.8	4.8	3.7	
14	0.0	1.1	3.9	1.1	1.6	
15	0.0	0.0	3.1	4.8	1.8	
16	0.0	0.0	0.4	4.8	1.1	
17 or older	0.0	0.0	0.0	8.0	1.7	
N of Valid	224	262	228	187	901	
N of Miss	8	4	6	3	21	

Table 72: How old were you when you first: had more than a sip or two of beer, wine or hard liquor (for example, vodka, whiskey, or gin)?










Response	6	8	10	12	Total	
Never	85.5	66.8	49.6	38.4	61.1	
10 or younger	8.2	12.2	6.6	8.1	8.9	
11	5.0	6.1	3.5	3.8	4.7	
12	1.4	5.7	4.8	8.1	4.9	
13	0.0	6.9	7.0	7.6	5.4	
14	0.0	2.3	10.5	7.0	4.8	
15	0.0	0.0	16.7	8.1	5.9	
16	0.0	0.0	0.9	13.0	2.9	
17 or older	0.0	0.0	0.4	5.9	1.3	
N of Valid	220	262	228	185	895	
N of Miss	12	4	6	5	27	

Table 73: How old were you when you first: began drinking alcoholic beverages regularly, that is, at least once or twice a month?










Response	6	8	10	12	Total	
Never	97.8	90.8	86.8	72.7	87.8	
10 or younger	0.9	0.4	1.8	0.0	0.8	
11	0.4	3.1	0.0	1.6	1.3	
12	0.4	0.4	0.9	0.5	0.6	
13	0.0	3.1	3.1	1.6	2.0	
14	0.0	2.3	1.8	3.2	1.8	
15	0.0	0.0	4.0	3.7	1.8	
16	0.0	0.0	1.8	10.2	2.6	
17 or older	0.4	0.0	0.0	6.4	1.4	
N of Valid	223	261	227	187	898	
N of Miss	9	5	7	3	24	

Table 74: How old were you when you first: used Daztrex?


Response	6	8	10	12	Total	
Never	100.0	100.0	100.0	100.0	100.0	
10 or younger	0.0	0.0	0.0	0.0	0.0	
11	0.0	0.0	0.0	0.0	0.0	
12	0.0	0.0	0.0	0.0	0.0	
13	0.0	0.0	0.0	0.0	0.0	
14	0.0	0.0	0.0	0.0	0.0	
15	0.0	0.0	0.0	0.0	0.0	
16	0.0	0.0	0.0	0.0	0.0	
17 or older	0.0	0.0	0.0	0.0	0.0	
N of Valid	215	260	226	184	885	
N of Miss	17	6	8	6	37	

Table 75: How old were you when you first: got suspended from school?










Response	6	8	10	12	Total	
Never	84.4	76.0	72.2	71.0	76.1	
10 or younger	11.1	4.7	5.7	2.2	6.0	
11	3.1	3.9	2.2	3.2	3.1	
12	1.3	7.0	4.8	3.8	4.4	
13	0.0	7.4	6.6	3.8	4.6	
14	0.0	1.2	4.8	7.5	3.1	
15	0.0	0.0	2.6	2.7	1.2	
16	0.0	0.0	0.9	4.3	1.1	
17 or older	0.0	0.0	0.0	1.6	0.3	
N of Valid	225	258	227	186	896	
N of Miss	7	8	7	4	26	

Table 76: How old were you when you first: got arrested?










Response	6	8	10	12	Total	
Never	99.1	95.8	93.8	92.0	95.3	
10 or younger	0.0	0.8	0.9	0.0	0.4	
11	0.0	0.8	0.9	0.5	0.6	
12	0.4	1.1	0.4	0.0	0.6	
13	0.0	0.0	0.4	0.5	0.2	
14	0.0	1.5	1.8	0.0	0.9	
15	0.0	0.0	1.8	1.6	0.8	
16	0.0	0.0	0.0	3.7	0.8	
17 or older	0.4	0.0	0.0	1.6	0.4	
N of Valid	225	261	227	187	900	
N of Miss	7	5	7	3	22	

Table 77: How old were you when you first: carried a handgun?










Response	6	8	10	12	Total	
Never	95.5	91.9	93.0	91.4	93.0	
10 or younger	1.3	2.3	0.9	2.1	1.7	
11	1.8	0.8	0.4	0.5	0.9	
12	0.9	1.2	1.3	0.5	1.0	
13	0.0	3.1	0.9	1.6	1.4	
14	0.0	0.8	0.9	0.5	0.6	
15	0.0	0.0	2.6	0.5	0.8	
16	0.0	0.0	0.0	1.1	0.2	
17 or older	0.4	0.0	0.0	1.6	0.4	
N of Valid	223	259	228	187	897	
N of Miss	9	7	6	3	25	

Table 78: How old were you when you first: attacked someone with the idea of seriously hurting them?










Response	6	8	10	12	Total	
Never	89.3	79.2	79.7	79.6	81.9	
10 or younger	5.3	5.0	5.3	2.2	4.6	
11	4.0	3.9	1.3	3.2	3.1	
12	0.9	4.2	1.3	1.6	2.1	
13	0.4	5.4	2.2	2.2	2.7	
14	0.0	2.3	5.7	2.2	2.6	
15	0.0	0.0	3.1	3.8	1.6	
16	0.0	0.0	1.3	3.8	1.1	
17 or older	0.0	0.0	0.0	1.6	0.3	
N of Valid	225	259	227	186	897	
N of Miss	7	7	7	4	25	

Table 79: How old were you when you first: belonged to a gang?










Response	6	8	10	12	Total	
Never	97.3	94.6	91.2	93.5	94.2	
10 or younger	1.3	0.8	2.2	1.1	1.3	
11	0.9	0.4	0.4	0.0	0.4	
12	0.4	1.1	0.4	0.0	0.6	
13	0.0	1.5	1.3	0.5	0.9	
14	0.0	1.1	0.9	0.0	0.6	
15	0.0	0.0	2.2	1.6	0.9	
16	0.0	0.0	1.3	2.2	0.8	
17 or older	0.0	0.4	0.0	1.1	0.3	
N of Valid	224	261	228	186	899	
N of Miss	8	5	6	4	23	

Table 80: How wrong do you think it is for someone your age to: take a handgun to school?





Response	6	8	10	12	Total	
Very wrong	93.3	89.0	84.6	86.7	88.5	
Wrong	4.4	7.2	8.3	6.4	6.6	
A little bit wrong	1.8	2.3	5.3	3.7	3.2	
Not wrong at all	0.4	1.5	1.8	3.2	1.7	
N of Valid	225	264	228	188	905	
N of Miss	7	2	6	2	17	

Table 81: How wrong do you think it is for someone your age to: steal anything worth more than \$5?





Response	6	8	10	12	Total	
Very wrong	74.3	62.7	62.7	68.4	66.8	
Wrong	19.9	27.8	27.2	23.0	24.7	
A little bit wrong	4.9	8.7	7.9	5.9	7.0	
Not wrong at all	0.9	0.8	2.2	2.7	1.5	
N of Valid	226	263	228	187	904	
N of Miss	6	3	6	3	18	

Table 82: How wrong do you think it is for someone your age to: pick a fight with someone?





Response	6	8	10	12	Total	
Very wrong	58.4	48.1	58.4	51.9	54.1	
Wrong	22.6	34.0	21.7	27.8	26.7	
A little bit wrong	16.4	14.1	14.6	15.5	15.1	
Not wrong at all	2.7	3.8	5.3	4.8	4.1	
N of Valid	226	262	226	187	901	
N of Miss	6	4	8	3	21	

Table 83: How wrong do you think it is for someone your age to: attack someone with the idea of seriously hurting them?





Response	6	8	10	12	Total	
Very wrong	84.9	69.2	69.9	63.2	72.1	
Wrong	8.9	21.7	17.5	22.2	17.5	
A little bit wrong	3.6	7.6	9.2	10.3	7.5	
Not wrong at all	2.7	1.5	3.5	4.3	2.9	
N of Valid	225	263	229	185	902	
N of Miss	7	3	5	5	20	

Table 84: How wrong do you think it is for someone your age to: stay away from school all day when their parents think they are at school?





Response	6	8	10	12	Total	
Very wrong	85.8	70.7	63.8	54.3	69.4	
Wrong	11.1	22.1	19.2	25.8	19.4	
A little bit wrong	2.7	5.3	10.0	15.1	7.9	
Not wrong at all	0.4	1.9	7.0	4.8	3.4	
N of Valid	226	263	229	186	904	
N of Miss	6	3	5	4	18	

Table 85: How wrong do you think it is for someone your age to: drink beer, wine or hard liquor (for example, vodka, whiskey, or gin) regularly?

Response	6	8	10	12	Total	
Very wrong	90.7	67.8	56.4	42.5	65.4	
Wrong	7.1	15.2	18.9	24.2	15.9	
A little bit wrong	1.3	12.5	17.2	22.0	12.8	
Not wrong at all	0.9	4.5	7.5	11.3	5.8	
N of Valid	226	264	227	186	903	
N of Miss	6	2	7	4	19	

Table 86: How wrong do you think it is for someone your age to: smoke cigarettes?

Response	6	8	10	12	Total	
Very wrong	86.7	70.7	68.7	55.1	71.0	
Wrong	9.3	17.1	15.9	17.6	15.0	
A little bit wrong	3.1	9.1	9.7	13.9	8.7	
Not wrong at all	0.9	3.0	5.7	13.4	5.3	
N of Valid	226	263	227	187	903	
N of Miss	6	3	7	3	19	

Table 87: How wrong do you think it is for someone your age to: smoke marijuana?

Response	6	8	10	12	Total	
Very wrong	93.4	76.8	67.4	52.4	73.5	
Wrong	5.3	11.4	14.1	20.3	12.4	
A little bit wrong	0.4	8.0	8.8	11.2	7.0	
Not wrong at all	0.9	3.8	9.7	16.0	7.1	
N of Valid	226	263	227	187	903	
N of Miss	6	3	7	3	19	

Table 88: How wrong do you think it is for someone your age to: use prescription drugs or non-prescription drugs for the purpose of getting high?

Response	6	8	10	12	Total	
Very wrong	94.7	86.7	81.5	73.3	84.6	
Wrong	3.5	8.0	11.0	14.4	9.0	
A little bit wrong	1.8	2.7	5.3	7.5	4.1	
Not wrong at all	0.0	2.7	2.2	4.8	2.3	
N of Valid	226	264	227	187	904	
N of Miss	6	2	7	3	18	

Table 89: How wrong do you think it is for someone your age to: use synthetic marijuana (K2, spice) or bath salts?

Response	6	8	10	12	Total	
Very wrong	96.4	89.4	85.5	80.3	88.3	
Wrong	3.1	6.8	9.2	13.3	7.9	
A little bit wrong	0.4	1.5	3.1	2.7	1.9	
Not wrong at all	0.0	2.3	2.2	3.7	2.0	
N of Valid	225	263	228	188	904	
N of Miss	7	3	6	2	18	

Table 90: How wrong do you think it is for someone your age to: use LSD, cocaine, amphetamines or another illegal drug?

Response	6	8	10	12	Total	
Very wrong	96.9	92.8	91.6	86.2	92.2	
Wrong	3.1	4.2	5.3	9.6	5.3	
A little bit wrong	0.0	1.5	1.8	1.1	1.1	
Not wrong at all	0.0	1.5	1.3	3.2	1.4	
N of Valid	228	264	227	188	907	
N of Miss	4	2	7	2	15	

Table 91: At school during the past 12 months, did you receive help from the resource teacher, speech therapist or other special education teacher?



Response	6	8	10	12	Total	
No	76.6	86.6	89.2	90.9	85.7	
Yes	23.4	13.4	10.8	9.1	14.3	
N of Valid	201	231	203	176	811	
N of Miss	31	35	31	14	111	

Table 92: How many times in the past year (12 months) have you: been suspended from school?









Response	6	8	10	12	Total	
Never	93.3	79.7	86.8	88.3	86.7	
1 to 2 times	5.8	17.6	10.5	7.4	10.8	
3 to 5 times	0.4	1.5	0.4	3.2	1.3	
6 to 9 times	0.4	0.0	1.3	0.0	0.4	
10 to 19 times	0.0	0.4	0.4	0.5	0.3	
20 to 29 times	0.0	0.4	0.0	0.0	0.1	
30 to 39 times	0.0	0.0	0.0	0.5	0.1	
40+ times	0.0	0.4	0.4	0.0	0.2	
N of Valid	224	261	228	188	901	
N of Miss	8	5	6	2	21	

Table 93: How many times in the past year (12 months) have you: carried a handgun?








Response	6	8	10	12	Total	
Never	96.9	92.3	92.5	94.1	93.9	
1 to 2 times	1.3	4.2	2.2	2.1	2.6	
3 to 5 times	0.0	1.9	0.4	0.5	0.8	
6 to 9 times	0.9	0.8	1.3	0.5	0.9	
10 to 19 times	0.4	0.4	0.9	0.5	0.6	
20 to 29 times	0.0	0.0	0.0	0.0	0.0	
30 to 39 times	0.0	0.0	0.4	0.0	0.1	
40+ times	0.4	0.4	2.2	2.1	1.2	
N of Valid	224	261	227	188	900	
N of Miss	8	5	7	2	22	

Table 94: How many times in the past year (12 months) have you: sold illegal drugs?








Response	6	8	10	12	Total	
Never	100.0	98.4	96.0	95.2	97.5	
1 to 2 times	0.0	1.2	0.9	1.6	0.9	
3 to 5 times	0.0	0.0	0.9	1.1	0.4	
6 to 9 times	0.0	0.4	0.0	0.5	0.2	
10 to 19 times	0.0	0.0	0.4	0.0	0.1	
20 to 29 times	0.0	0.0	0.4	0.0	0.1	
30 to 39 times	0.0	0.0	0.0	0.0	0.0	
40+ times	0.0	0.0	1.3	1.6	0.7	
N of Valid	221	258	224	188	891	
N of Miss	11	8	10	2	31	

Table 95: How many times in the past year (12 months) have you: stolen or tried to steal a motor vehicle such as a car or motorcycle?




Response	6	8	10	12	Total	
Never	99.1	98.1	97.8	98.4	98.3	
1 to 2 times	0.9	1.9	1.3	0.5	1.2	
3 to 5 times	0.0	0.0	0.0	0.0	0.0	
6 to 9 times	0.0	0.0	0.0	0.0	0.0	
10 to 19 times	0.0	0.0	0.0	0.0	0.0	
20 to 29 times	0.0	0.0	0.0	0.0	0.0	
30 to 39 times	0.0	0.0	0.0	0.0	0.0	
40+ times	0.0	0.0	0.9	1.1	0.4	
N of Valid	224	260	227	188	899	
N of Miss	8	6	7	2	23	

Table 96: How many times in the past year (12 months) have you: participated in clubs, organizations or activities at school?









Response	6	8	10	12	Total	
Never	30.6	28.1	25.9	25.0	27.5	
1 to 2 times	27.0	21.2	15.6	8.5	18.6	
3 to 5 times	16.7	13.5	15.2	10.1	14.0	
6 to 9 times	8.1	10.8	5.8	12.2	9.2	
10 to 19 times	6.3	3.8	7.1	7.4	6.0	
20 to 29 times	2.3	4.6	6.7	8.0	5.3	
30 to 39 times	1.8	1.9	4.9	3.7	3.0	
40+ times	7.2	16.2	18.8	25.0	16.4	
N of Valid	222	260	224	188	894	
N of Miss	10	6	10	2	28	

Table 97: How many times in the past year (12 months) have you: been arrested?






Response	6	8	10	12	Total	
Never	99.6	96.5	95.6	93.6	96.4	
1 to 2 times	0.4	3.5	2.6	5.3	2.9	
3 to 5 times	0.0	0.0	0.4	0.0	0.1	
6 to 9 times	0.0	0.0	0.4	0.0	0.1	
10 to 19 times	0.0	0.0	0.0	0.0	0.0	
20 to 29 times	0.0	0.0	0.0	0.0	0.0	
30 to 39 times	0.0	0.0	0.0	0.0	0.0	
40+ times	0.0	0.0	0.9	1.1	0.4	
N of Valid	224	258	227	187	896	
N of Miss	8	8	7	3	26	

Table 98: How many times in the past year (12 months) have you: attacked someone with the idea of seriously hurting them?


Response	6	8	10	12	Total	
Never	91.9	83.0	87.2	89.4	87.6	
1 to 2 times	5.4	11.2	7.5	6.9	7.9	
3 to 5 times	1.8	3.5	2.2	1.6	2.3	
6 to 9 times	0.5	0.8	0.9	1.1	0.8	
10 to 19 times	0.0	0.8	0.9	0.0	0.4	
20 to 29 times	0.5	0.0	0.4	0.0	0.2	
30 to 39 times	0.0	0.0	0.0	0.0	0.0	
40+ times	0.0	0.8	0.9	1.1	0.7	
N of Valid	221	259	226	188	894	
N of Miss	11	7	8	2	28	

Table 99: How many times in the past year (12 months) have you: been drunk or high at school?


Response	6	8	10	12	Total	
Never	98.2	94.6	88.5	83.0	91.5	
1 to 2 times	1.8	3.5	4.8	4.3	3.6	
3 to 5 times	0.0	1.2	1.3	2.1	1.1	
6 to 9 times	0.0	0.0	0.0	2.7	0.6	
10 to 19 times	0.0	0.4	1.8	1.6	0.9	
20 to 29 times	0.0	0.0	0.9	1.6	0.6	
30 to 39 times	0.0	0.0	0.0	1.6	0.3	
40+ times	0.0	0.4	2.6	3.2	1.4	
N of Valid	224	260	227	188	899	
N of Miss	8	6	7	2	23	

Table 100: How many times in the past year (12 months) have you: taken a handgun to school?





Response	6	8	10	12	Total	
Never	100.0	99.2	98.7	98.4	99.1	
1 to 2 times	0.0	0.4	0.0	0.0	0.1	
3 to 5 times	0.0	0.0	0.0	0.0	0.0	
6 to 9 times	0.0	0.0	0.4	0.0	0.1	
10 to 19 times	0.0	0.0	0.0	0.0	0.0	
20 to 29 times	0.0	0.0	0.0	0.0	0.0	
30 to 39 times	0.0	0.0	0.0	0.0	0.0	
40+ times	0.0	0.4	0.9	1.6	0.7	
N of Valid	222	261	225	186	894	
N of Miss	10	5	9	4	28	

Table 101: Are you currently on probation, or assigned a probation officer with Juvenile Court?



Response	6	8	10	12	Total	
No	96.9	94.0	93.8	95.5	95.0	
Yes	3.1	6.0	6.2	4.5	5.0	
N of Valid	193	235	211	176	815	
N of Miss	39	31	23	14	107	

Table 102: Have you ever belonged to a gang?






Response	6	8	10	12	Total	
No	97.8	91.3	89.5	88.2	91.8	
No, but would like to	0.0	1.5	0.9	2.7	1.2	
Yes, in the past	1.3	2.7	2.6	2.7	2.3	
Yes, belong now	0.9	4.6	7.0	5.9	4.5	
Yes, but would like to get out	0.0	0.0	0.0	0.5	0.1	
N of Valid	226	263	228	187	904	
N of Miss	6	3	6	3	18	

Table 103: If you have ever belonged to a gang, did that gang have a name?




Response	6	8	10	12	Total	
No	9.4	11.2	11.6	17.8	12.2	
Yes	4.0	7.8	9.8	10.3	7.9	
I have never belonged to a gang	86.6	81.0	78.6	71.9	79.9	
N of Valid	224	258	224	185	891	
N of Miss	8	8	10	5	31	

Table 104: You are at a party at someone's house, and one of your friends offers you a drink containing alcohol. What would you say or do?





Response	6	8	10	12	Total	
Drink it	3.2	15.8	28.8	34.0	19.8	
Tell your friend, 'No thanks, I don't drink' and suggest that you and your friend go and do something else	44.5	41.2	30.5	25.0	35.9	
Just say, 'No thanks' and walk away	36.2	29.2	31.4	34.0	32.5	
Make up a good excuse, tell your friend you had something else to do, and leave	16.1	13.8	9.3	6.9	11.8	
N of Valid	218	260	226	188	892	
N of Miss	14	6	8	2	30	

Table 105: How often do you attend religious services or activities?





Response	6	8	10	12	Total	
Never	19.5	13.7	7.9	8.5	12.6	
Rarely	18.2	14.1	17.6	12.2	15.6	
1-2 Times a Month	7.3	11.8	11.5	20.2	12.4	
About Once a Week or More	55.0	60.3	63.0	59.0	59.4	
N of Valid	220	262	227	188	897	
N of Miss	12	4	7	2	25	

Table 106: I think sometimes it's okay to cheat at school.





Response	6	8	10	12	Total	
NO!	72.5	43.5	22.4	19.1	40.3	
no	19.8	36.6	35.0	29.8	30.6	
yes	6.8	17.6	30.9	39.9	22.9	
YES!	0.9	2.3	11.7	11.2	6.1	
N of Valid	222	262	223	188	895	
N of Miss	10	4	11	2	27	

Table 107: It is important to think before you act.





Response	6	8	10	12	Total	
NO!	0.4	3.1	3.6	2.1	2.3	
no	2.2	3.8	4.0	2.7	3.2	
yes	17.9	28.5	31.1	35.3	27.9	
YES!	79.4	64.6	61.3	59.9	66.5	
N of Valid	223	260	225	187	895	
N of Miss	9	6	9	3	27	

Table 108: Sometimes I think that life is not worth it.





Response	6	8	10	12	Total	
NO!	68.7	53.5	52.2	54.8	57.1	
no	17.3	21.3	19.2	25.8	20.7	
yes	7.5	15.9	21.0	11.3	14.2	
YES!	6.5	9.3	7.6	8.1	7.9	
N of Valid	214	258	224	186	882	
N of Miss	18	8	10	4	40	

Table 109: At times I think I am no good at all.

Response	6	8	10	12	Total	
NO!	48.2	39.1	37.8	47.0	42.6	
no	17.4	25.2	24.4	26.8	23.4	
yes	20.2	23.6	27.6	18.6	22.7	
YES!	14.2	12.0	10.2	7.7	11.2	
N of Valid	218	258	225	183	884	
N of Miss	14	8	9	7	38	

Table 110: All in all, I am inclined to think that I am a failure.

Response	6	8	10	12	Total	
NO!	63.9	58.5	52.7	58.2	58.3	
no	17.1	24.4	24.8	29.9	23.9	
yes	14.4	12.0	14.9	6.5	12.2	
YES!	4.6	5.0	7.7	5.4	5.7	
N of Valid	216	258	222	184	880	
N of Miss	16	8	12	6	42	

Table 111: In the past year, have you felt depressed or sad MOST days, even if you felt okay sometimes?

Response	6	8	10	12	Total	
NO!	36.1	39.6	30.4	36.1	35.7	
no	14.4	18.8	17.4	21.9	18.0	
yes	31.9	27.3	29.5	29.0	29.3	
YES!	17.6	14.2	22.8	13.1	17.0	
N of Valid	216	260	224	183	883	
N of Miss	16	6	10	7	39	

Table 112: It is all right to beat up people if they start the fight.





Response	6	8	10	12	Total	
NO!	47.9	35.5	27.2	26.1	34.6	
no	18.3	19.3	17.4	15.6	17.8	
yes	19.6	24.7	23.2	23.3	22.8	
YES!	14.2	20.5	32.1	35.0	24.8	
N of Valid	219	259	224	180	882	
N of Miss	13	7	10	10	40	

Table 113: I think it is okay to take something without asking if you can get away with it.





Response	6	8	10	12	Total	
NO!	84.4	73.6	66.8	61.7	72.1	
no	12.8	21.3	24.2	31.1	22.0	
yes	1.4	4.3	6.3	6.1	4.4	
YES!	1.4	0.8	2.7	1.1	1.5	
N of Valid	218	258	223	180	879	
N of Miss	14	8	11	10	43	

Table 114: Where do you get the most information about living a drug and alcohol free life? Parents/guardians





Response	6	8	10	12	Total	
All the time	61.7	52.7	47.7	49.2	52.9	
Most	16.3	26.7	19.8	26.2	22.4	
Some	11.0	11.6	19.8	14.8	14.2	
Very little	11.0	8.9	12.6	9.8	10.6	
N of Valid	209	258	222	183	872	
N of Miss	23	8	12	7	50	

Table 115: Where do you get the most information about living a drug and alcohol free life? Friends





Response	6	8	10	12	Total	
All the time	23.3	16.0	13.6	11.0	16.0	
Most	15.8	18.7	16.8	19.3	17.7	
Some	25.2	33.9	29.5	24.3	28.7	
Very little	35.6	31.5	40.0	45.3	37.6	
N of Valid	202	257	220	181	860	
N of Miss	30	9	14	9	62	

Table 116: Where do you get the most information about living a drug and alcohol free life? Family members





Response	6	8	10	12	Total	
All the time	54.1	41.8	33.9	31.9	40.7	
Most	18.4	27.0	25.7	23.6	23.9	
Some	15.9	21.1	25.7	28.6	22.6	
Very little	11.6	10.2	14.7	15.9	12.9	
N of Valid	207	256	218	182	863	
N of Miss	25	10	16	8	59	

Table 117: Where do you get the most information about living a drug and alcohol free life? School





Response	6	8	10	12	Total	
All the time	62.2	43.1	37.6	32.4	44.1	
Most	22.0	21.6	25.8	26.4	23.8	
Some	6.2	19.2	22.2	28.0	18.7	
Very little	9.6	16.1	14.5	13.2	13.5	
N of Valid	209	255	221	182	867	
N of Miss	23	11	13	8	55	

Table 118: Where do you get the most information about living a drug and alcohol free life? Internet





Response	6	8	10	12	Total	
All the time	15.6	14.7	12.8	13.7	14.2	
Most	14.6	11.1	12.3	8.8	11.7	
Some	18.1	23.8	26.5	28.0	24.1	
Very little	51.8	50.4	48.4	49.5	50.0	
N of Valid	199	252	219	182	852	
N of Miss	33	14	15	8	70	

Table 119: Where do you get the most information about living a drug and alcohol free life? TV





Response	6	8	10	12	Total	
All the time	21.3	16.5	12.4	14.8	16.2	
Most	13.9	15.4	22.0	13.7	16.4	
Some	24.3	32.3	28.4	27.5	28.4	
Very little	40.6	35.8	37.2	44.0	39.0	
N of Valid	202	254	218	182	856	
N of Miss	30	12	16	8	66	

Table 120: Where do you get the most information about living a drug and alcohol free life? Social media





Response	6	8	10	12	Total	
All the time	17.8	14.2	12.8	13.8	14.6	
Most	11.2	11.0	12.8	9.4	11.2	
Some	18.3	25.2	23.4	26.0	23.3	
Very little	52.8	49.6	50.9	50.8	50.9	
N of Valid	197	254	218	181	850	
N of Miss	35	12	16	9	72	

Table 121: How much do you think people risk harming themselves (physically or in other ways) if they: smoked one or more packs of cigarettes per day?





Response	6	8	10	12	Total	
No risk	24.1	16.5	8.6	10.5	15.2	
Slight risk	13.0	10.2	8.6	9.3	10.3	
Moderate risk	15.7	21.2	19.5	12.8	17.7	
Great risk	47.2	52.2	63.3	67.4	56.8	
N of Valid	216	255	221	172	864	
N of Miss	16	11	13	18	58	

Table 122: How much do you think people risk harming themselves (physically or in other ways) if they: try marijuana once or twice?





Response	6	8	10	12	Total	
No risk	26.5	25.4	29.0	36.3	28.8	
Slight risk	14.4	25.4	26.2	25.7	22.9	
Moderate risk	23.7	21.8	17.6	14.0	19.7	
Great risk	35.3	27.4	27.1	24.0	28.6	
N of Valid	215	252	221	171	859	
N of Miss	17	14	13	19	63	

Table 123: How much do you think people risk harming themselves (physically or in other ways) if they: smoke marijuana once or twice a week?





Response	6	8	10	12	Total	
No risk	25.4	20.8	22.4	23.8	22.9	
Slight risk	8.1	12.8	18.3	22.1	14.9	
Moderate risk	14.4	22.0	21.0	19.2	19.3	
Great risk	52.2	44.4	38.4	34.9	42.8	
N of Valid	209	250	219	172	850	
N of Miss	23	16	15	18	72	

Table 124: How much do you think people risk harming themselves (physically or in other ways) if they: take one or two drinks of an alcoholic beverage (beer, wine, liquor) nearly every day?


Response	6	8	10	12	Total	
No risk	27.4	18.9	11.9	14.6	18.3	
Slight risk	12.3	17.7	17.8	15.2	15.9	
Moderate risk	18.4	20.5	30.6	26.3	23.7	
Great risk	42.0	42.9	39.7	43.9	42.1	
N of Valid	212	254	219	171	856	
N of Miss	20	12	15	19	66	

Table 125: How much do you think people risk harming themselves (physically or in other ways) if they: have five or more drinks of an alcoholic beverage once or twice each weekend?


Response	6	8	10	12	Total	
No risk	26.3	17.0	12.7	11.7	17.2	
Slight risk	5.6	10.7	7.7	15.8	9.7	
Moderate risk	21.1	19.4	24.1	23.4	21.8	
Great risk	46.9	53.0	55.5	49.1	51.3	
N of Valid	213	253	220	171	857	
N of Miss	19	13	14	19	65	

Table 126: How much do you think people risk harming themselves (physically or in other ways) if they: use prescription drugs that are not prescribed to them?


Response	6	8	10	12	Total	
No risk	25.5	15.4	9.5	8.8	15.1	
Slight risk	3.8	5.1	9.5	8.2	6.5	
Moderate risk	9.4	17.3	15.5	18.1	15.1	
Great risk	61.3	62.2	65.5	64.9	63.4	
N of Valid	212	254	220	171	857	
N of Miss	20	12	14	19	65	

Table 127: How much do you think people risk harming themselves (physically or in other ways) if they: use non-prescription drugs to get high?





Response	6	8	10	12	Total	
No risk	26.2	15.9	10.4	9.4	15.7	
Slight risk	2.8	3.6	5.4	7.0	4.5	
Moderate risk	9.3	12.7	16.7	19.3	14.2	
Great risk	61.7	67.9	67.4	64.3	65.5	
N of Valid	214	252	221	171	858	
N of Miss	18	14	13	19	64	

Table 128: Have you ever used smokeless tobacco (chew, snuff, plug, dipping tobacco, or chewing tobacco)?






Response	6	8	10	12	Total	
Never	95.5	86.1	83.6	81.4	86.9	
Once or Twice	3.6	10.0	8.2	7.0	7.4	
Once in a while but not regularly	0.9	2.3	2.7	2.9	2.2	
Regularly in the past	0.0	0.4	3.7	2.3	1.5	
Regularly now	0.0	1.2	1.8	6.4	2.1	
N of Valid	220	259	219	172	870	
N of Miss	12	7	15	18	52	

Table 129: How often have you taken smokeless tobacco during the past 30 days?







Response	6	8	10	12	Total	
Not at all	97.2	95.4	92.7	89.0	93.9	
Once or twice	2.8	2.7	4.1	2.3	3.0	
Once or twice per week	0.0	0.0	0.5	2.9	0.7	
Three to five times per week	0.0	0.0	0.5	0.6	0.2	
About once a day	0.0	0.8	0.0	0.6	0.3	
More than once a day	0.0	1.2	2.3	4.7	1.8	
N of Valid	217	259	220	172	868	
N of Miss	15	7	14	18	54	

Table 130: Have you ever smoked cigarettes?






Response	6	8	10	12	Total	
Never	90.0	79.5	75.9	64.0	78.1	
Once or Twice	7.3	13.6	11.8	16.3	12.1	
Once in a while but not regularly	1.8	2.3	6.4	3.5	3.5	
Regularly in the past	0.9	3.9	2.3	5.8	3.1	
Regularly now	0.0	0.8	3.6	10.5	3.2	
N of Valid	219	258	220	172	869	
N of Miss	13	8	14	18	53	

Table 131: How frequently have you smoked cigarettes during the past 30 days?








Response	6	8	10	12	Total	
Not at all	98.2	95.7	90.9	82.0	92.4	
Less than one cigarette per day	1.8	2.3	3.2	6.4	3.2	
One to five cigarettes per day	0.0	1.2	3.2	6.4	2.4	
About one-half pack per day	0.0	0.4	2.3	1.7	1.0	
About one pack per day	0.0	0.4	0.0	2.9	0.7	
About one and one-half packs per day	0.0	0.0	0.0	0.6	0.1	
Two packs or more per day	0.0	0.0	0.5	0.0	0.1	
N of Valid	217	257	219	172	865	
N of Miss	15	9	15	18	57	

Table 132: Which statement best describes rules about smoking inside your home?






Response	6	8	10	12	Total	
Smoking is not allowed anywhere inside your home	62.0	60.1	68.6	73.3	65.4	
Smoking is allowed in some places and at some times	8.0	9.7	9.1	4.1	8.0	
Smoking is allowed anywhere inside the home	2.8	4.3	1.4	4.1	3.1	
There are no rules about smoking inside the home	7.0	9.3	7.7	11.0	8.7	
I don't know	20.2	16.7	13.2	7.6	14.8	
N of Valid	213	258	220	172	863	
N of Miss	19	8	14	18	59	

Table 133: Which statement best describes rules about smoking in your family cars?







Response	6	8	10	12	Total	
Smoking is never allowed in any car	59.3	52.0	55.9	62.4	56.9	
Smoking is allowed sometimes or in some cars	10.3	14.8	11.4	9.4	11.7	
Smoking is allowed in any car anytime	1.4	7.0	4.5	4.1	4.4	
There are no rules about smoking in the car	7.9	9.0	11.4	13.5	10.2	
We do not have a family car	3.3	1.2	0.5	1.2	1.5	
I don't know	17.8	16.0	16.4	9.4	15.2	
N of Valid	214	256	220	170	860	
N of Miss	18	10	14	20	62	

Table 134: During this school year, were you taught in any of your classes about the dangers of tobacco use?






Response	6	8	10	12	Total	
Strongly agree	47.4	34.5	21.6	17.4	31.0	
Agree	21.1	29.4	23.9	26.3	25.3	
Disagree	7.2	11.1	12.7	9.0	10.1	
Strongly disagree	9.1	6.3	19.2	23.4	13.7	
I don't know	15.3	18.7	22.5	24.0	19.9	
N of Valid	209	252	213	167	841	
N of Miss	23	14	21	23	81	

Table 135: During the past 12 months, have you participated in any community activities to discourage people your age from using cigarettes, chewing tobacco, snuff, dip or cigars?






Response	6	8	10	12	Total	
Strongly agree	24.6	18.9	12.1	14.5	17.7	
Agree	14.8	12.9	15.0	13.3	13.9	
Disagree	14.3	24.1	20.1	18.7	19.6	
Strongly disagree	20.2	19.7	30.4	31.9	25.0	
I don't know	26.1	24.5	22.4	21.7	23.8	
N of Valid	203	249	214	166	832	
N of Miss	29	17	20	24	90	

Table 136: Think back over the last two weeks. How many times have you had five or more alcoholic drinks in a row?







Response	6	8	10	12	Total	
None	96.2	92.6	89.7	82.8	90.8	
Once	1.0	4.7	3.7	6.5	3.9	
Twice	0.5	0.8	1.9	3.6	1.5	
3-5 times	2.4	0.8	2.8	4.7	2.5	
6-9 times	0.0	0.8	0.0	1.2	0.5	
10 or more times	0.0	0.4	1.9	1.2	0.8	
N of Valid	208	256	214	169	847	
N of Miss	24	10	20	21	75	

Table 137: During the past 30 days, how many times did you ride in a car or other vehicle driven by someone who had been drinking alcohol or using drugs to get high?






Response	6	8	10	12	Total	
0 times	86.9	84.1	81.1	77.6	82.7	
1 time	4.9	7.1	5.7	7.6	6.3	
2 or 3 times	2.9	4.4	5.7	6.5	4.8	
4 or 5 times	1.0	1.6	2.8	1.2	1.7	
6 or more times	4.4	2.8	4.7	7.1	4.5	
N of Valid	206	252	212	170	840	
N of Miss	26	14	22	20	82	

Table 138: During the past 30 days, how many times did you drive a car or other vehicle when you had been drinking alcohol or using drugs to get high?







Response	6	8	10	12	Total	
I did not drive a car in the past 30 days	49.5	43.9	31.2	20.6	37.2	
0 times	49.5	53.3	61.9	69.4	57.9	
1 time	0.5	1.6	3.7	2.4	2.0	
2 or 3 times	0.5	0.8	1.9	2.4	1.3	
4 or 5 times	0.0	0.0	0.0	1.8	0.4	
6 or more times	0.0	0.4	1.4	3.5	1.2	
N of Valid	200	246	215	170	831	
N of Miss	32	20	19	20	91	

Table 139: If you drank alcohol (not just a sip or taste) in the past year, how did you usually get it?

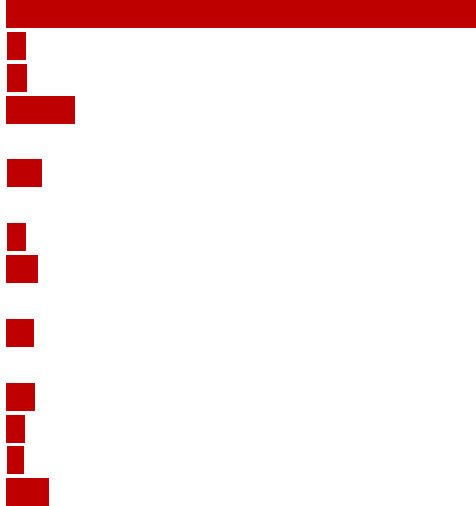
Response	6	8	10	12	Total	
I did not drink alcohol in the past year	93.5	80.8	71.4	51.5	75.5	
I bought it myself with a fake ID	0.5	0.8	0.0	0.6	0.5	
I bought it myself without a fake ID	0.0	0.0	1.4	1.2	0.6	
I got it from someone I know age 21 or older	1.0	2.9	7.5	27.3	8.6	
I got it from someone I know under age 21	1.5	2.9	3.3	5.5	3.2	
I got it from my brother or sister	0.0	0.4	0.9	0.6	0.5	
I got it from home with my parents' permission	0.5	2.1	4.7	2.4	2.4	
I got it from home without my parents' permission	0.0	3.3	2.3	1.2	1.8	
I got it from another relative	1.0	1.7	1.4	4.2	2.0	
A stranger bought it for me	0.0	0.0	0.9	0.6	0.4	
I took it from a store or shop	0.0	0.0	0.5	0.0	0.1	
Other	2.0	5.0	5.6	4.8	4.4	
N of Valid	199	240	213	165	817	
N of Miss	33	26	21	25	105	

Table 140: If you drank alcohol (not just a sip or taste) in the past year, where did you usually drink it?

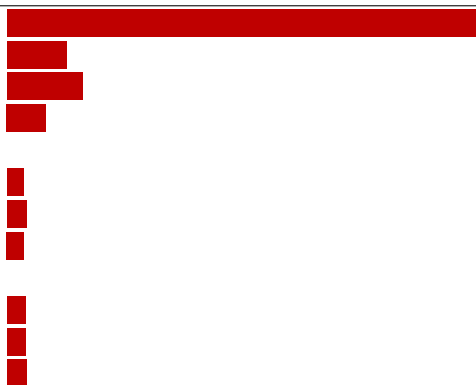
Response	6	8	10	12	Total	
I did not drink alcohol in the past year	93.3	84.5	69.8	52.8	76.4	
at my home	1.5	6.7	10.8	10.4	7.3	
at someone else's home	2.1	4.6	13.2	22.7	9.9	
at an open area like a park, beach, field, back road, woods, or a street corner	0.5	2.5	3.8	9.8	3.8	
at a sporting event or concert	0.0	0.4	0.0	0.0	0.1	
at a restaurant, bar, or a nightclub	0.5	0.4	0.5	1.2	0.6	
at an empty building or a construction site	0.0	0.0	0.5	0.6	0.2	
at a hotel/motel	1.0	0.0	0.0	1.2	0.5	
in a car	0.5	0.4	0.5	0.6	0.5	
at school	0.5	0.4	0.9	0.6	0.6	
N of Valid	195	238	212	163	808	
N of Miss	37	28	22	27	114	

Table 141: How do you feel about someone your age having one or two drinks of an alcoholic beverage nearly every day?





Response	6	8	10	12	Total	
Neither approve nor disapprove	21.4	26.0	26.1	41.8	28.2	
Somewhat disapprove	2.7	13.4	17.1	21.2	13.5	
Strongly disapprove	54.5	39.8	42.7	24.2	40.8	
Don't know or can't say	21.4	20.7	14.2	12.7	17.6	
N of Valid	187	246	211	165	809	
N of Miss	45	20	23	25	113	

Table 142: On how many occasions have you had alcoholic beverages (beer, wine or hard liquor) to drink in your lifetime - more than just a few sips?








Response	6	8	10	12	Total	
0	89.5	78.3	63.2	49.7	71.5	
01/02/13	7.0	8.3	14.4	7.9	9.4	
03/05/13	1.0	4.3	7.2	13.9	6.2	
06/09/13	0.0	3.6	3.8	3.0	2.7	
10/19/13	0.5	2.0	4.8	5.5	3.0	
20-39	1.5	1.2	2.9	6.1	2.7	
40	0.5	2.4	3.8	13.9	4.6	
N of Valid	200	253	209	165	827	
N of Miss	32	13	25	25	95	

Table 143: On how many occasions have you drunk one of more drinks of an alcoholic beverage during the past 30 days?








Response	6	8	10	12	Total	
0	97.0	90.9	86.3	77.4	88.5	
01/02/13	2.5	6.3	6.6	9.1	6.0	
03/05/13	0.0	1.2	3.3	6.1	2.4	
06/09/13	0.5	0.4	0.9	3.7	1.2	
10/19/13	0.0	0.8	1.4	2.4	1.1	
20-39	0.0	0.4	0.0	0.0	0.1	
40	0.0	0.0	1.4	1.2	0.6	
N of Valid	199	252	212	164	827	
N of Miss	33	14	22	26	95	

Table 144: On how many occasions have you used marijuana (grass, pot) or hashish (hash, hash oil) in your lifetime?


Response	6	8	10	12	Total	
0	98.5	92.8	76.8	71.8	85.9	
01/02/13	0.5	2.4	7.6	4.9	3.8	
03/05/13	0.0	1.6	2.4	2.5	1.6	
06/09/13	0.0	1.6	2.4	2.5	1.6	
10/19/13	0.5	0.8	3.3	5.5	2.3	
20-39	0.0	0.8	3.3	2.5	1.6	
40	0.5	0.0	4.3	10.4	3.3	
N of Valid	198	250	211	163	822	
N of Miss	34	16	23	27	100	

Table 145: On how many occasions have you used marijuana (grass, pot) or hashish (hash, hash oil) during the past 30 days?


Response	6	8	10	12	Total	
0	97.5	97.2	87.8	89.0	93.2	
01/02/13	1.5	2.0	5.6	1.8	2.8	
03/05/13	0.5	0.8	1.4	4.9	1.7	
06/09/13	0.0	0.0	1.4	0.0	0.4	
10/19/13	0.5	0.0	0.9	0.6	0.5	
20-39	0.0	0.0	0.5	1.2	0.4	
40	0.0	0.0	2.3	2.4	1.1	
N of Valid	197	251	213	164	825	
N of Miss	35	15	21	26	97	

Table 146: On how many occasions have you used LSD or other psychedelics in your lifetime?


Response	6	8	10	12	Total	
0	100.0	100.0	99.1	98.2	99.4	
01/02/13	0.0	0.0	0.9	1.2	0.5	
03/05/13	0.0	0.0	0.0	0.0	0.0	
06/09/13	0.0	0.0	0.0	0.0	0.0	
10/19/13	0.0	0.0	0.0	0.0	0.0	
20-39	0.0	0.0	0.0	0.6	0.1	
40	0.0	0.0	0.0	0.0	0.0	
N of Valid	195	248	213	165	821	
N of Miss	37	18	21	25	101	

Table 147: On how many occasions have you used LSD or other psychedelics during the past 30 days?

Response	6	8	10	12	Total	
0	100.0	100.0	99.5	99.4	99.8	
01/02/13	0.0	0.0	0.5	0.0	0.1	
03/05/13	0.0	0.0	0.0	0.0	0.0	
06/09/13	0.0	0.0	0.0	0.6	0.1	
10/19/13	0.0	0.0	0.0	0.0	0.0	
20-39	0.0	0.0	0.0	0.0	0.0	
40	0.0	0.0	0.0	0.0	0.0	
N of Valid	195	250	213	165	823	
N of Miss	37	16	21	25	99	

Table 148: On how many occasions have you used cocaine or crack in your lifetime?

Response	6	8	10	12	Total	
0	100.0	98.8	98.6	97.6	98.8	
01/02/13	0.0	0.8	0.0	1.8	0.6	
03/05/13	0.0	0.4	0.9	0.6	0.5	
06/09/13	0.0	0.0	0.0	0.0	0.0	
10/19/13	0.0	0.0	0.0	0.0	0.0	
20-39	0.0	0.0	0.0	0.0	0.0	
40	0.0	0.0	0.5	0.0	0.1	
N of Valid	197	250	213	165	825	
N of Miss	35	16	21	25	97	

Table 149: On how many occasions have you used cocaine or crack during the past 30 days?

Response	6	8	10	12	Total	
0	100.0	99.6	99.1	99.4	99.5	
01/02/13	0.0	0.4	0.9	0.0	0.4	
03/05/13	0.0	0.0	0.0	0.0	0.0	
06/09/13	0.0	0.0	0.0	0.0	0.0	
10/19/13	0.0	0.0	0.0	0.6	0.1	
20-39	0.0	0.0	0.0	0.0	0.0	
40	0.0	0.0	0.0	0.0	0.0	
N of Valid	195	251	214	164	824	
N of Miss	37	15	20	26	98	

Table 150: On how many occasions have you sniffed glue, breathed the contents of an aerosol spray can, or inhaled other gases or sprays, in order to get high in your lifetime?








Response	6	8	10	12	Total	
0	97.5	89.9	95.3	92.1	93.6	
01/02/13	2.0	5.6	2.4	3.7	3.5	
03/05/13	0.5	0.4	0.5	0.6	0.5	
06/09/13	0.0	2.4	0.5	1.8	1.2	
10/19/13	0.0	1.2	0.0	0.0	0.4	
20-39	0.0	0.0	0.0	1.2	0.2	
40	0.0	0.4	1.4	0.6	0.6	
N of Valid	198	248	212	164	822	
N of Miss	34	18	22	26	100	

Table 151: On how many occasions have you sniffed glue, breathed the contents of an aerosol spray can, or inhaled other gases or sprays, in order to get high during the past 30 days?







Response	6	8	10	12	Total	
0	99.5	97.2	97.6	97.5	97.9	
01/02/13	0.5	2.0	0.9	1.2	1.2	
03/05/13	0.0	0.8	0.5	0.0	0.4	
06/09/13	0.0	0.0	0.0	0.6	0.1	
10/19/13	0.0	0.0	0.9	0.0	0.2	
20-39	0.0	0.0	0.0	0.0	0.0	
40	0.0	0.0	0.0	0.6	0.1	
N of Valid	197	248	212	163	820	
N of Miss	35	18	22	27	102	

Table 152: On how many occasions have you used Daztrex in your lifetime?


Response	6	8	10	12	Total	
0	100.0	100.0	100.0	100.0	100.0	
01/02/13	0.0	0.0	0.0	0.0	0.0	
03/05/13	0.0	0.0	0.0	0.0	0.0	
06/09/13	0.0	0.0	0.0	0.0	0.0	
10/19/13	0.0	0.0	0.0	0.0	0.0	
20-39	0.0	0.0	0.0	0.0	0.0	
40	0.0	0.0	0.0	0.0	0.0	
N of Valid	194	248	213	163	818	
N of Miss	38	18	21	27	104	

Table 153: On how many occasions have you used Daztrex during the past 30 days?


Response	6	8	10	12	Total	
0	100.0	100.0	100.0	100.0	100.0	
01/02/13	0.0	0.0	0.0	0.0	0.0	
03/05/13	0.0	0.0	0.0	0.0	0.0	
06/09/13	0.0	0.0	0.0	0.0	0.0	
10/19/13	0.0	0.0	0.0	0.0	0.0	
20-39	0.0	0.0	0.0	0.0	0.0	
40	0.0	0.0	0.0	0.0	0.0	
N of Valid	192	247	212	162	813	
N of Miss	40	19	22	28	109	

Table 154: On how many occasions have you used synthetic marijuana in your lifetime?







Response	6	8	10	12	Total	
0	100.0	98.0	95.8	95.1	97.3	
01/02/13	0.0	1.2	1.9	2.4	1.3	
03/05/13	0.0	0.4	0.5	0.0	0.2	
06/09/13	0.0	0.4	0.9	1.2	0.6	
10/19/13	0.0	0.0	0.5	1.2	0.4	
20-39	0.0	0.0	0.0	0.0	0.0	
40	0.0	0.0	0.5	0.0	0.1	
N of Valid	198	249	213	164	824	
N of Miss	34	17	21	26	98	

Table 155: On how many occasions have you used synthetic marijuana during the past 30 days?


Response	6	8	10	12	Total	
0	100.0	98.8	98.6	99.4	99.1	
01/02/13	0.0	1.2	0.0	0.0	0.4	
03/05/13	0.0	0.0	0.5	0.0	0.1	
06/09/13	0.0	0.0	0.5	0.0	0.1	
10/19/13	0.0	0.0	0.0	0.6	0.1	
20-39	0.0	0.0	0.0	0.0	0.0	
40	0.0	0.0	0.5	0.0	0.1	
N of Valid	197	249	213	162	821	
N of Miss	35	17	21	28	101	

Table 156: On how many occasions have you used methamphetamines (meth, speed, crank, crystal meth) in your lifetime?


Response	6	8	10	12	Total	
0	99.5	99.6	99.1	98.8	99.3	
01/02/13	0.5	0.4	0.5	1.2	0.6	
03/05/13	0.0	0.0	0.0	0.0	0.0	
06/09/13	0.0	0.0	0.0	0.0	0.0	
10/19/13	0.0	0.0	0.0	0.0	0.0	
20-39	0.0	0.0	0.0	0.0	0.0	
40	0.0	0.0	0.5	0.0	0.1	
N of Valid	198	248	213	162	821	
N of Miss	34	18	21	28	101	

Table 157: On how many occasions have you used methamphetamines (meth, speed, crank, crystal meth) in the past 30 days?


Response	6	8	10	12	Total	
0	100.0	100.0	99.5	100.0	99.9	
01/02/13	0.0	0.0	0.0	0.0	0.0	
03/05/13	0.0	0.0	0.0	0.0	0.0	
06/09/13	0.0	0.0	0.5	0.0	0.1	
10/19/13	0.0	0.0	0.0	0.0	0.0	
20-39	0.0	0.0	0.0	0.0	0.0	
40	0.0	0.0	0.0	0.0	0.0	
N of Valid	198	249	212	162	821	
N of Miss	34	17	22	28	101	

Table 158: On how many occasions have you used other chemical products (bath salts, plant food, etc.) in your lifetime?


Response	6	8	10	12	Total	
0	98.5	98.8	99.1	100.0	99.0	
01/02/13	0.5	0.8	0.5	0.0	0.5	
03/05/13	0.5	0.4	0.5	0.0	0.4	
06/09/13	0.0	0.0	0.0	0.0	0.0	
10/19/13	0.0	0.0	0.0	0.0	0.0	
20-39	0.0	0.0	0.0	0.0	0.0	
40	0.5	0.0	0.0	0.0	0.1	
N of Valid	198	245	213	162	818	
N of Miss	34	21	21	28	104	

Table 159: On how many occasions have you used other chemical products (bath salts, plant food, etc.) during the past 30 days?


Response	6	8	10	12	Total	
0	99.0	99.2	99.5	100.0	99.4	
01/02/13	0.5	0.8	0.0	0.0	0.4	
03/05/13	0.0	0.0	0.0	0.0	0.0	
06/09/13	0.5	0.0	0.5	0.0	0.2	
10/19/13	0.0	0.0	0.0	0.0	0.0	
20-39	0.0	0.0	0.0	0.0	0.0	
40	0.0	0.0	0.0	0.0	0.0	
N of Valid	197	249	213	162	821	
N of Miss	35	17	21	28	101	

Table 160: On how many occasions have you used heroin or other opiates in your lifetime?


Response	6	8	10	12	Total	
0	99.5	100.0	99.1	97.5	99.1	
01/02/13	0.5	0.0	0.5	0.0	0.2	
03/05/13	0.0	0.0	0.5	0.0	0.1	
06/09/13	0.0	0.0	0.0	0.0	0.0	
10/19/13	0.0	0.0	0.0	0.0	0.0	
20-39	0.0	0.0	0.0	1.2	0.2	
40	0.0	0.0	0.0	1.2	0.2	
N of Valid	196	249	212	162	819	
N of Miss	36	17	22	28	103	

Table 161: On how many occasions have you used heroin or other opiates during the past 30 days?




Response	6	8	10	12	Total	
0	100.0	99.6	99.5	98.8	99.5	
01/02/13	0.0	0.4	0.5	0.6	0.4	
03/05/13	0.0	0.0	0.0	0.0	0.0	
06/09/13	0.0	0.0	0.0	0.0	0.0	
10/19/13	0.0	0.0	0.0	0.0	0.0	
20-39	0.0	0.0	0.0	0.6	0.1	
40	0.0	0.0	0.0	0.0	0.0	
N of Valid	194	249	213	163	819	
N of Miss	38	17	21	27	103	

Table 162: On how many occasions have you used MDMA ('X', 'E', or ecstasy) in your lifetime?







Response	6	8	10	12	Total	
0	100.0	98.4	98.6	97.5	98.7	
01/02/13	0.0	1.2	0.9	1.2	0.9	
03/05/13	0.0	0.4	0.0	0.0	0.1	
06/09/13	0.0	0.0	0.0	0.6	0.1	
10/19/13	0.0	0.0	0.0	0.6	0.1	
20-39	0.0	0.0	0.0	0.0	0.0	
40	0.0	0.0	0.5	0.0	0.1	
N of Valid	195	249	213	163	820	
N of Miss	37	17	21	27	102	

Table 163: On how many occasions have you used MDMA ('X', 'E', or ecstasy) during the past 30 days?





Response	6	8	10	12	Total	
0	100.0	99.6	99.5	98.8	99.5	
01/02/13	0.0	0.0	0.0	0.0	0.0	
03/05/13	0.0	0.4	0.0	0.6	0.2	
06/09/13	0.0	0.0	0.0	0.0	0.0	
10/19/13	0.0	0.0	0.0	0.6	0.1	
20-39	0.0	0.0	0.0	0.0	0.0	
40	0.0	0.0	0.5	0.0	0.1	
N of Valid	193	246	213	163	815	
N of Miss	39	20	21	27	107	

Table 164: On how many occasions have you taken prescription drugs (such as Valium, Xanax, Ritalin, Adderall, OxyContin, Darvocet, or sleeping pills) not prescribed to you in your lifetime?


Response	6	8	10	12	Total	
0	97.9	96.0	94.8	85.9	94.1	
01/02/13	1.0	2.0	2.4	2.5	2.0	
03/05/13	0.5	0.8	1.4	3.1	1.3	
06/09/13	0.0	1.2	0.9	3.7	1.3	
10/19/13	0.0	0.0	0.0	1.2	0.2	
20-39	0.0	0.0	0.0	1.2	0.2	
40	0.5	0.0	0.5	2.5	0.7	
N of Valid	195	248	212	163	818	
N of Miss	37	18	22	27	104	

Table 165: On how many occasions have you taken prescription drugs (such as Valium, Xanax, Ritalin, Adderall, OxyContin, Darvocet, or sleeping pills) not prescribed to you during the past 30 days?


Response	6	8	10	12	Total	
0	97.4	98.4	97.7	94.5	97.2	
01/02/13	1.0	1.2	1.4	2.5	1.5	
03/05/13	1.0	0.4	0.5	1.2	0.7	
06/09/13	0.0	0.0	0.5	0.0	0.1	
10/19/13	0.0	0.0	0.0	0.6	0.1	
20-39	0.0	0.0	0.0	0.6	0.1	
40	0.5	0.0	0.0	0.6	0.2	
N of Valid	193	248	213	163	817	
N of Miss	39	18	21	27	105	

Table 166: On how many occasions have you taken non-prescription medicines such as diet pills (for example, Dietac, Dexatrim or Prolamine), stay-awake pills (for example No-Doz, Vivarin, or Wake), or cough or cold medicines (robos, DXM, etc.) to get high in your lifetime?








Response	6	8	10	12	Total	
0	99.5	97.6	94.3	90.8	95.8	
01/02/13	0.5	1.2	3.3	1.2	1.6	
03/05/13	0.0	0.8	0.5	1.8	0.7	
06/09/13	0.0	0.0	0.9	1.2	0.5	
10/19/13	0.0	0.4	0.0	2.5	0.6	
20-39	0.0	0.0	0.5	1.2	0.4	
40	0.0	0.0	0.5	1.2	0.4	
N of Valid	193	248	212	163	816	
N of Miss	39	18	22	27	106	

Table 167: On how many occasions have you taken non-prescription medicines such as diet pills (for example, Dietac, Dexatrim or Prolamine), stay-awake pills (for example No-Doz, Vivarin, or Wake), or cough or cold medicines (robos, DXM, etc.) to get high during the past 30 days?





Response	6	8	10	12	Total	
0	99.0	98.4	96.2	96.3	97.5	
01/02/13	1.0	1.2	2.8	1.9	1.7	
03/05/13	0.0	0.0	0.5	0.6	0.2	
06/09/13	0.0	0.0	0.0	0.0	0.0	
10/19/13	0.0	0.4	0.5	1.2	0.5	
20-39	0.0	0.0	0.0	0.0	0.0	
40	0.0	0.0	0.0	0.0	0.0	
N of Valid	194	248	211	162	815	
N of Miss	38	18	23	28	107	

Table 168: On how many occasions have you been drunk or very high from drinking alcoholic beverages during the past 30 days?


Response	6	8	10	12	Total	
0	97.9	95.9	91.5	84.0	92.9	
01/02/13	1.0	2.9	2.4	6.8	3.1	
03/05/13	0.5	0.8	3.3	3.7	2.0	
06/09/13	0.5	0.0	0.9	3.1	1.0	
10/19/13	0.0	0.4	0.0	1.2	0.4	
20-39	0.0	0.0	0.0	0.6	0.1	
40	0.0	0.0	1.9	0.6	0.6	
N of Valid	195	245	211	162	813	
N of Miss	37	21	23	28	109	

Table 169: On how many occasions have you drunk flavored alcoholic beverages, sometimes called 'alcopops' (like Mike's Hard Lemonade, Smirnoff Ice, Bacardi Breezers, etc.) in your lifetime?


Response	6	8	10	12	Total	
0	93.8	86.6	77.9	61.3	81.0	
01/02/13	4.7	6.1	6.2	8.0	6.2	
03/05/13	0.5	2.0	6.2	8.0	4.0	
06/09/13	0.0	3.7	4.3	6.1	3.5	
10/19/13	0.5	0.4	1.9	4.9	1.7	
20-39	0.0	0.8	1.9	6.1	2.0	
40	0.5	0.4	1.4	5.5	1.7	
N of Valid	193	246	208	163	810	
N of Miss	39	20	26	27	112	

Table 170: On how many occasions have you drunk flavored alcoholic beverages, sometimes called 'alcopops' (like Mike's Hard Lemonade, Smirnoff Ice, Bacardi Breezers, etc.) during the past 30 days?








Response	6	8	10	12	Total	
0	96.4	93.6	89.9	82.8	91.2	
01/02/13	3.1	4.8	4.8	8.0	5.0	
03/05/13	0.5	1.2	1.0	6.1	2.0	
06/09/13	0.0	0.0	1.9	1.2	0.7	
10/19/13	0.0	0.4	1.0	1.2	0.6	
20-39	0.0	0.0	0.0	0.6	0.1	
40	0.0	0.0	1.4	0.0	0.4	
N of Valid	194	249	208	163	814	
N of Miss	38	17	26	27	108	

Table 171: If you used prescription drugs or over the counter drugs without a doctor telling you to use it or for the purpose of getting high, where did you get these drugs?












Response	6	8	10	12	Total	
I did not use prescription drugs or over the counter drugs to get high.	97.8	95.8	94.1	84.9	93.6	
I bought it or took it from a store or shop.	0.0	0.8	1.0	1.9	0.9	
I got it from my parents with permission.	0.0	0.0	1.0	1.9	0.6	
I got it from home without permission.	0.0	0.8	2.0	1.3	1.0	
I got it from a relative with permission.	0.0	0.8	0.5	1.9	0.8	
I got it from a relative without permission.	0.0	0.0	0.5	0.0	0.1	
I got it from a friends home with permission.	0.0	0.0	0.0	0.6	0.1	
I got it from a friends home without permission.	0.0	0.4	0.5	0.6	0.4	
I got it from a friend while at school.	0.0	0.4	0.0	1.9	0.5	
I got it from a friend while at a party.	0.5	0.4	0.0	1.3	0.5	
I got it from a friend, elsewhere	1.6	0.4	0.5	3.8	1.4	
N of Valid	184	238	204	159	785	
N of Miss	48	28	30	31	137	

Table 172: During the last month, about how many marijuana cigarettes, or the equivalent, did you smoke a day, on the average?


Response	6	8	10	12	Total	
None	96.3	95.4	86.4	84.5	91.1	
Less than 1 a day	1.1	2.1	4.4	5.6	3.1	
1 a day	1.1	0.8	1.9	0.6	1.1	
2-3 a day	1.1	0.8	2.4	3.1	1.8	
4-6 a day	0.5	0.0	1.5	1.9	0.9	
7-10 a day	0.0	0.4	0.5	1.2	0.5	
11 or more a day	0.0	0.4	2.9	3.1	1.5	
N of Valid	190	240	206	161	797	
N of Miss	42	26	28	29	125	

Table 173: How wrong do your friends feel it would be for YOU to: drink alcohol?


Response	6	8	10	12	Total	
Very wrong	83.9	63.6	50.2	38.1	59.9	
Wrong	9.4	14.9	20.0	19.4	15.8	
A little bit wrong	4.2	10.3	16.6	19.4	12.3	
Not wrong at all	2.6	11.2	13.2	23.1	12.0	
N of Valid	192	242	205	160	799	
N of Miss	40	24	29	30	123	

Table 174: How wrong do your friends feel it would be for YOU to: smoke tobacco?


Response	6	8	10	12	Total	
Very wrong	90.7	71.4	60.0	50.6	69.0	
Wrong	4.7	12.4	16.6	18.1	12.8	
A little bit wrong	3.6	8.3	9.8	8.8	7.6	
Not wrong at all	1.0	7.9	13.7	22.5	10.6	
N of Valid	193	241	205	160	799	
N of Miss	39	25	29	30	123	

Table 175: How wrong do your friends feel it would be for YOU to: smoke marijuana?





Response	6	8	10	12	Total	
Very wrong	91.7	71.8	55.1	46.9	67.3	
Wrong	3.6	9.1	16.1	17.5	11.3	
A little bit wrong	2.1	10.4	14.6	11.9	9.8	
Not wrong at all	2.6	8.7	14.1	23.8	11.7	
N of Valid	192	241	205	160	798	
N of Miss	40	25	29	30	124	

Table 176: How wrong do your friends feel it would be for YOU to: use prescription drugs not prescribed to you





Response	6	8	10	12	Total	
Very wrong	91.1	76.7	67.3	58.5	74.1	
Wrong	4.2	12.5	17.6	17.6	12.8	
A little bit wrong	3.1	2.1	10.2	10.7	6.2	
Not wrong at all	1.6	8.8	4.9	13.2	6.9	
N of Valid	191	240	205	159	795	
N of Miss	41	26	29	31	127	

Table 177: How wrong would most adults (over 21) in your neighborhood think it is for kids your age: to use marijuana?





Response	6	8	10	12	Total	
Very wrong	89.4	76.6	66.8	65.0	74.8	
Wrong	6.9	12.8	15.3	15.6	12.6	
A little bit wrong	0.0	7.7	6.4	11.2	6.2	
Not wrong at all	3.7	3.0	11.4	8.1	6.4	
N of Valid	189	235	202	160	786	
N of Miss	43	31	32	30	136	

Table 178: How wrong would most adults (over 21) in your neighborhood think it is for kids your age: to drink alcohol?





Response	6	8	10	12	Total	
Very wrong	82.5	66.8	55.4	55.6	65.4	
Wrong	9.0	17.4	22.3	21.9	17.6	
A little bit wrong	4.2	8.5	10.9	12.5	8.9	
Not wrong at all	4.2	7.2	11.4	10.0	8.1	
N of Valid	189	235	202	160	786	
N of Miss	43	31	32	30	136	

Table 179: How wrong would most adults (over 21) in your neighborhood think it is for kids your age: to smoke cigarettes?





Response	6	8	10	12	Total	
Very wrong	84.1	72.3	62.4	58.1	69.7	
Wrong	9.0	13.2	18.8	15.6	14.1	
A little bit wrong	2.6	9.4	9.4	14.4	8.8	
Not wrong at all	4.2	5.1	9.4	11.9	7.4	
N of Valid	189	235	202	160	786	
N of Miss	43	31	32	30	136	

Table 180: How much do each of the following statements describe your neighborhood? crime and/or drug selling





Response	6	8	10	12	Total	
NO!	82.5	71.5	61.1	61.9	69.4	
no	9.8	15.7	20.2	20.0	16.4	
yes	3.8	9.4	12.8	11.2	9.3	
YES!	3.8	3.4	5.9	6.9	4.9	
N of Valid	183	235	203	160	781	
N of Miss	49	31	31	30	141	

Table 181: How much do each of the following statements describe your neighborhood? fights





Response	6	8	10	12	Total	
NO!	65.2	58.2	59.1	61.3	60.7	
no	11.4	15.9	21.2	21.9	17.5	
yes	19.0	19.4	12.8	11.2	15.9	
YES!	4.3	6.5	6.9	5.6	5.9	
N of Valid	184	232	203	160	779	
N of Miss	48	34	31	30	143	

Table 182: How much do each of the following statements describe your neighborhood? lots of empty or abandoned buildings





Response	6	8	10	12	Total	
NO!	76.9	67.1	60.3	61.3	66.4	
no	14.8	20.5	21.1	25.6	20.4	
yes	4.9	7.3	10.8	9.4	8.1	
YES!	3.3	5.1	7.8	3.8	5.1	
N of Valid	182	234	204	160	780	
N of Miss	50	32	30	30	142	

Table 183: How much do each of the following statements describe your neighborhood? lots of graffiti





Response	6	8	10	12	Total	
NO!	80.2	77.9	72.6	66.9	74.8	
no	14.7	16.9	20.9	26.9	19.5	
yes	2.3	3.0	3.5	3.8	3.1	
YES!	2.8	2.2	3.0	2.5	2.6	
N of Valid	177	231	201	160	769	
N of Miss	55	35	33	30	153	

Table 184: I feel safe in my neighborhood.

Response	6	8	10	12	Total
NO!	12.9	7.7	9.3	9.4	9.7
no	7.0	6.8	5.4	9.4	7.0
yes	24.7	33.3	31.7	32.7	30.7
YES!	55.4	52.1	53.7	48.4	52.6
N of Valid	186	234	205	159	784
N of Miss	46	32	29	31	138

Table 185: If a kid smoked marijuana in your neighborhood would he or she be caught by the police?

Response	6	8	10	12	Total
NO!	20.7	20.1	29.1	32.9	25.2
no	19.0	35.8	42.7	41.1	34.8
yes	21.2	24.0	17.1	12.7	19.2
YES!	39.1	20.1	11.1	13.3	20.8
N of Valid	179	229	199	158	765
N of Miss	53	37	35	32	157

Table 186: If a kid drank some beer, wine or hard liquor (for example, vodka, whiskey, or gin) in your neighborhood would he or she be caught by the police?

Response	6	8	10	12	Total
NO!	22.2	22.5	30.7	37.3	27.6
no	22.8	42.3	43.7	41.8	38.0
yes	24.4	17.6	16.1	11.4	17.5
YES!	30.6	17.6	9.5	9.5	16.9
N of Valid	180	227	199	158	764
N of Miss	52	39	35	32	158

Table 187: If a kid carried a handgun in your neighborhood would he or she be caught by the police?





Response	6	8	10	12	Total	
NO!	18.9	20.3	24.7	29.9	23.1	
no	17.8	26.0	32.8	35.7	27.8	
yes	20.6	23.3	22.2	15.9	20.9	
YES!	42.8	30.4	20.2	18.5	28.2	
N of Valid	180	227	198	157	762	
N of Miss	52	39	36	33	160	

Table 188: If you wanted to get some cigarettes, how easy would it be for you to get some?





Response	6	8	10	12	Total	
Very hard	78.6	63.4	42.1	21.0	52.6	
Sort of hard	8.1	11.6	13.7	8.3	10.7	
Sort of easy	6.4	12.9	19.3	21.0	14.8	
Very easy	6.9	12.1	24.9	49.7	22.0	
N of Valid	173	232	197	157	759	
N of Miss	59	34	37	33	163	

Table 189: If you wanted to get some beer, wine or hard liquor (for example, vodka, whiskey, or gin), how easy would it be for you to get some?





Response	6	8	10	12	Total	
Very hard	76.3	58.8	41.1	18.6	49.7	
Sort of hard	8.3	13.6	12.2	12.8	11.9	
Sort of easy	7.7	12.3	22.8	21.2	15.9	
Very easy	7.7	15.4	23.9	47.4	22.5	
N of Valid	169	228	197	156	750	
N of Miss	63	38	37	34	172	

Table 190: If you wanted to get a drug like cocaine, LSD, or amphetamines, how easy would it be for you to get some?


Response	6	8	10	12	Total	
Very hard	92.2	85.5	79.6	51.9	78.4	
Sort of hard	4.8	8.8	10.7	21.8	11.1	
Sort of easy	1.8	3.1	5.1	10.9	5.0	
Very easy	1.2	2.6	4.6	15.4	5.5	
N of Valid	167	228	196	156	747	
N of Miss	65	38	38	34	175	

Table 191: If you wanted to get a handgun, how easy would it be for you to get one?


Response	6	8	10	12	Total	
Very hard	75.2	68.0	58.2	43.6	61.9	
Sort of hard	10.3	8.3	13.9	19.9	12.7	
Sort of easy	5.5	12.7	9.8	8.3	9.4	
Very easy	9.1	11.0	18.0	28.2	16.0	
N of Valid	165	228	194	156	743	
N of Miss	67	38	40	34	179	

Table 192: If you wanted to get some marijuana, how easy would it be for you to get some?


Response	6	8	10	12	Total	
Very hard	89.6	71.5	52.3	29.0	61.6	
Sort of hard	2.4	11.0	10.3	14.8	9.7	
Sort of easy	3.0	7.0	9.7	14.8	8.5	
Very easy	4.9	10.5	27.7	41.3	20.2	
N of Valid	164	228	195	155	742	
N of Miss	68	38	39	35	180	

Table 193: If you wanted to get prescription drugs for the purpose of getting high, how easy would it be for you to get some?





Response	6	8	10	12	Total	
Very hard	87.9	72.8	55.8	33.8	63.6	
Sort of hard	6.7	8.8	9.1	14.9	9.7	
Sort of easy	3.6	9.2	12.2	16.2	10.2	
Very easy	1.8	9.2	22.8	35.1	16.5	
N of Valid	165	228	197	154	744	
N of Miss	67	38	37	36	178	

Table 194: If you wanted to get synthetic marijuana such as K2 or chemical products such as bath salts to get high, how easy would it be for you to get some?





Response	6	8	10	12	Total	
Very hard	91.6	83.7	77.6	50.0	76.9	
Sort of hard	3.6	3.5	11.2	16.9	8.3	
Sort of easy	1.2	7.9	4.6	11.7	6.3	
Very easy	3.6	4.8	6.6	21.4	8.5	
N of Valid	166	227	196	154	743	
N of Miss	66	39	38	36	179	

Table 195: If you wanted to get steroids to enhance athletic performance, how easy would it be for you to get some?





Response	6	8	10	12	Total	
Very hard	89.1	86.4	77.4	57.1	78.6	
Sort of hard	3.6	4.8	9.7	15.6	8.1	
Sort of easy	3.6	5.7	6.7	9.1	6.2	
Very easy	3.6	3.1	6.2	18.2	7.1	
N of Valid	165	228	195	154	742	
N of Miss	67	38	39	36	180	

Table 196: During the past 12 months, have you participated in any alcohol prevention programs or seen any alcohol prevention messages in your school or community? Yes, a school-based program focused on preventing underage drinking and/or drinking and driving.



Response	6	8	10	12	Total	
No	75.9	77.1	81.6	85.3	79.6	
Yes	24.1	22.9	18.4	14.7	20.4	
N of Valid	232	266	234	190	922	
N of Miss	0	0	0	0	0	

Table 197: During the past 12 months, have you participated in any alcohol prevention programs or seen any alcohol prevention messages in your school or community? Yes, a community-based program focused on preventing underage drinking and/or drinking and driving (for example, through your church or temple or through youth groups like Boys and Girls Club or 4-H).



Response	6	8	10	12	Total	
No	90.1	92.1	94.4	95.8	93.0	
Yes	9.9	7.9	5.6	4.2	7.0	
N of Valid	232	266	234	190	922	
N of Miss	0	0	0	0	0	

Table 198: During the past 12 months, have you participated in any alcohol prevention programs or seen any alcohol prevention messages in your school or community? Yes, a media campaign addressing underage drinking and/or drinking and driving (for example, newspaper ads, posters, pamphlets, radio, TV).



Response	6	8	10	12	Total	
No	90.5	92.1	90.2	94.7	91.8	
Yes	9.5	7.9	9.8	5.3	8.2	
N of Valid	232	266	234	190	922	
N of Miss	0	0	0	0	0	

Table 199: During the past 12 months, have you participated in any alcohol prevention programs or seen any alcohol prevention messages in your school or community? No



Response	6	8	10	12	Total	
No	58.6	45.1	42.7	40.0	46.9	
Yes	41.4	54.9	57.3	60.0	53.1	
N of Valid	232	266	234	190	922	
N of Miss	0	0	0	0	0	

Table 200: How wrong do your parents feel it would be for YOU to: drink beer, wine or hard liquor (for example, vodka, whiskey or gin) regularly?





Response	6	8	10	12	Total	
Very wrong	91.0	86.4	79.0	72.7	82.8	
Wrong	4.5	5.7	13.3	16.9	9.7	
A little bit wrong	2.8	3.5	6.2	7.8	4.9	
Not wrong at all	1.7	4.4	1.5	2.6	2.7	
N of Valid	177	228	195	154	754	
N of Miss	55	38	39	36	168	

Table 201: How wrong do your parents feel it would be for YOU to: smoke tobacco?





Response	6	8	10	12	Total	
Very wrong	94.9	89.6	86.7	71.9	86.5	
Wrong	2.8	6.1	7.1	12.4	6.9	
A little bit wrong	0.6	2.2	3.6	7.2	3.2	
Not wrong at all	1.7	2.2	2.6	8.5	3.4	
N of Valid	177	231	196	153	757	
N of Miss	55	35	38	37	165	

Table 202: How wrong do your parents feel it would be for YOU to: smoke marijuana?





Response	6	8	10	12	Total	
Very wrong	94.9	91.7	85.2	79.7	88.3	
Wrong	2.3	3.1	7.7	9.2	5.3	
A little bit wrong	1.7	3.5	4.1	7.2	4.0	
Not wrong at all	1.1	1.7	3.1	3.9	2.4	
N of Valid	177	229	196	153	755	
N of Miss	55	37	38	37	167	

Table 203: How wrong do your parents feel it would be for YOU to: use prescription drugs not prescribed to you?





Response	6	8	10	12	Total	
Very wrong	93.8	91.7	89.1	81.6	89.5	
Wrong	2.3	5.2	7.8	10.5	6.3	
A little bit wrong	1.7	1.3	2.6	4.6	2.4	
Not wrong at all	2.3	1.7	0.5	3.3	1.9	
N of Valid	176	229	193	152	750	
N of Miss	56	37	41	38	172	

Table 204: How wrong do your parents feel it would be for YOU to: steal something worth more than \$5?





Response	6	8	10	12	Total	
Very wrong	87.6	84.6	87.2	86.9	86.5	
Wrong	7.9	11.4	12.3	9.2	10.4	
A little bit wrong	2.8	2.6	0.0	2.0	1.9	
Not wrong at all	1.7	1.3	0.5	2.0	1.3	
N of Valid	177	228	195	153	753	
N of Miss	55	38	39	37	169	

Table 205: How wrong do your parents feel it would be for YOU to: draw graffiti, write things, or draw pictures on buildings or other property (without the owner's permission)?





Response	6	8	10	12	Total	
Very wrong	89.7	87.3	84.0	84.8	86.5	
Wrong	4.6	7.9	11.3	8.6	8.2	
A little bit wrong	4.0	3.9	3.6	4.0	3.9	
Not wrong at all	1.7	0.9	1.0	2.6	1.5	
N of Valid	174	228	194	151	747	
N of Miss	58	38	40	39	175	

Table 206: How wrong do your parents feel it would be for YOU to: pick a fight with someone?





Response	6	8	10	12	Total	
Very wrong	73.6	69.4	71.1	69.3	70.8	
Wrong	19.0	18.3	13.4	17.0	16.9	
A little bit wrong	5.7	9.6	11.9	9.2	9.2	
Not wrong at all	1.7	2.6	3.6	4.6	3.1	
N of Valid	174	229	194	153	750	
N of Miss	58	37	40	37	172	

Table 207: During the past 12 months, have you talked with at least one of your parents about the dangers of underage drinking and/or drinking and driving? By parents, we mean either your biological parents, adoptive parents, stepparents, or adult guardians - whether or not they live with you.



Response	6	8	10	12	Total	
No	53.4	52.9	57.1	51.4	53.8	
Yes	46.6	47.1	42.9	48.6	46.2	
N of Valid	161	206	184	142	693	
N of Miss	71	60	50	48	229	

Table 208: The rules in my family are clear.





Response	6	8	10	12	Total	
NO!	7.1	6.2	4.8	3.9	5.6	
no	4.8	6.2	6.9	6.5	6.1	
yes	25.6	28.8	34.9	37.9	31.5	
YES!	62.5	58.8	53.4	51.6	56.8	
N of Valid	168	226	189	153	736	
N of Miss	64	40	45	37	186	

Table 209: People in my family often insult or yell at each other.





Response	6	8	10	12	Total	
NO!	43.5	25.5	25.9	24.5	29.6	
no	27.6	44.0	34.4	42.4	37.3	
yes	16.5	20.4	28.6	20.5	21.6	
YES!	12.4	10.2	11.1	12.6	11.4	
N of Valid	170	216	189	151	726	
N of Miss	62	50	45	39	196	

Table 210: When I am not at home, one of my parents knows where I am and who I am with.





Response	6	8	10	12	Total	
NO!	5.3	6.0	4.8	8.0	5.9	
no	2.4	7.9	6.4	6.7	5.9	
yes	20.1	28.7	31.4	38.7	29.5	
YES!	72.2	57.4	57.4	46.7	58.6	
N of Valid	169	216	188	150	723	
N of Miss	63	50	46	40	199	

Table 211: We argue about the same things in my family over and over.





Response	6	8	10	12	Total	
NO!	46.1	26.9	20.5	20.0	28.3	
no	21.6	40.3	37.8	34.7	34.1	
yes	19.2	20.8	27.0	30.7	24.1	
YES!	13.2	12.0	14.6	14.7	13.5	
N of Valid	167	216	185	150	718	
N of Miss	65	50	49	40	204	

Table 212: If you drank some beer or wine or liquor (for example, vodka, whiskey, or gin) without your parents' permission, would you be caught by your parents?





Response	6	8	10	12	Total	
NO!	13.9	15.4	16.6	18.4	16.0	
no	4.8	17.3	24.6	40.8	21.2	
yes	12.1	16.8	23.0	19.0	17.8	
YES!	69.1	50.5	35.8	21.8	45.0	
N of Valid	165	214	187	147	713	
N of Miss	67	52	47	43	209	

Table 213: My family has clear rules about alcohol and drug use.





Response	6	8	10	12	Total	
NO!	6.1	8.9	8.6	6.1	7.6	
no	4.3	7.9	11.8	9.5	8.5	
yes	16.6	23.8	30.1	35.4	26.2	
YES!	73.0	59.3	49.5	49.0	57.7	
N of Valid	163	214	186	147	710	
N of Miss	69	52	48	43	212	

Table 214: If you carried a handgun without your parents' permission, would you be caught by your parents?





Response	6	8	10	12	Total	
NO!	7.9	12.3	11.5	12.2	11.0	
no	3.6	11.3	13.7	21.6	12.3	
yes	13.3	15.6	18.0	26.4	17.9	
YES!	75.2	60.8	56.8	39.9	58.8	
N of Valid	165	212	183	148	708	
N of Miss	67	54	51	42	214	

Table 215: If you skipped school would you be caught by your parents?





Response	6	8	10	12	Total	
NO!	8.5	12.6	11.4	17.0	12.3	
no	2.4	8.4	17.9	28.6	13.7	
yes	14.5	20.1	22.8	16.3	18.7	
YES!	74.5	58.9	47.8	38.1	55.4	
N of Valid	165	214	184	147	710	
N of Miss	67	52	50	43	212	

Table 216: My parents ask if I've gotten my homework done.





Response	6	8	10	12	Total	
NO!	6.7	8.8	12.5	14.9	10.5	
no	1.8	8.4	19.6	27.7	13.8	
yes	18.8	27.4	28.8	27.0	25.7	
YES!	72.7	55.3	39.1	30.4	50.0	
N of Valid	165	215	184	148	712	
N of Miss	67	51	50	42	210	

Table 217: People in my family have serious arguments.





Response	6	8	10	12	Total	
NO!	49.7	36.8	28.3	31.8	36.5	
no	27.3	36.3	44.0	39.9	37.0	
yes	9.9	13.7	16.8	18.9	14.8	
YES!	13.0	13.2	10.9	9.5	11.8	
N of Valid	161	212	184	148	705	
N of Miss	71	54	50	42	217	

Table 218: Would your parents know if you did not come home on time?





Response	6	8	10	12	Total	
NO!	6.2	9.4	9.8	7.6	8.4	
no	4.9	12.2	9.8	15.2	10.5	
yes	17.9	29.6	34.4	42.1	30.7	
YES!	71.0	48.8	45.9	35.2	50.4	
N of Valid	162	213	183	145	703	
N of Miss	70	53	51	45	219	

Table 219: Have any of your brothers or sisters ever: drunk beer, wine or hard liquor (for example, vodka, whiskey or gin)?




Response	6	8	10	12	Total	
No	81.0	64.4	50.0	41.1	59.6	
Yes	15.3	32.7	44.0	54.8	36.2	
I don't have any brothers or sisters	3.7	2.9	6.0	4.1	4.1	
N of Valid	163	208	184	146	701	
N of Miss	69	58	50	44	221	

Table 220: Have any of your brothers or sisters ever: smoked marijuana?




Response	6	8	10	12	Total	
No	90.2	79.0	64.3	58.8	73.6	
Yes	6.1	17.6	30.8	37.2	22.4	
I don't have any brothers or sisters	3.7	3.3	4.9	4.1	4.0	
N of Valid	164	210	182	148	704	
N of Miss	68	56	52	42	218	

Table 221: Have any of your brothers or sisters ever: smoked cigarettes?




Response	6	8	10	12	Total	
No	82.6	73.3	64.1	55.8	69.4	
Yes	13.7	23.8	30.4	40.8	26.8	
I don't have any brothers or sisters	3.7	2.9	5.5	3.4	3.9	
N of Valid	161	206	181	147	695	
N of Miss	71	60	53	43	227	

Table 222: Have any of your brothers or sisters ever: taken a handgun to school?




Response	6	8	10	12	Total	
No	95.7	95.2	91.1	93.8	94.0	
Yes	0.6	1.4	3.3	3.4	2.2	
I don't have any brothers or sisters	3.7	3.4	5.6	2.8	3.9	
N of Valid	163	208	180	145	696	
N of Miss	69	58	54	45	226	

Table 223: Have any of your brothers or sisters ever: been suspended or expelled from school?




Response	6	8	10	12	Total	
No	74.7	74.0	67.6	63.9	70.4	
Yes	21.6	23.1	26.8	32.0	25.6	
I don't have any brothers or sisters	3.7	2.9	5.6	4.1	4.0	
N of Valid	162	208	179	147	696	
N of Miss	70	58	55	43	226	

Table 224: Have you changed homes in the past year (the last 12 months)?



Response	6	8	10	12	Total	
No	76.4	70.5	71.4	74.8	73.0	
Yes	23.6	29.5	28.6	25.2	27.0	
N of Valid	165	210	185	151	711	
N of Miss	67	56	49	39	211	

Table 225: How many times have you changed homes since kindergarten?






Response	6	8	10	12	Total	
Never	39.2	38.9	27.2	32.5	34.6	
1 or 2 times	34.9	27.4	32.1	25.8	30.0	
3 or 4 times	16.9	18.3	18.5	20.5	18.5	
5 or 6 times	3.0	8.2	6.5	11.3	7.2	
7 or more times	6.0	7.2	15.8	9.9	9.7	
N of Valid	166	208	184	151	709	
N of Miss	66	58	50	39	213	

Table 226: Have you changed schools (including changing from elementary to middle and middle to high school) in the past year?



Response	6	8	10	12	Total	
No	69.8	66.0	75.8	82.7	73.0	
Yes	30.2	34.0	24.2	17.3	27.0	
N of Valid	162	209	182	150	703	
N of Miss	70	57	52	40	219	

Table 227: How many times have you changed schools since kindergarten (including changing from elementary to middle and middle to high school)?






Response	6	8	10	12	Total	
Never	59.0	39.7	25.3	36.2	39.5	
1 or 2 times	20.5	23.9	24.7	20.8	22.7	
3 or 4 times	11.5	22.5	22.0	23.5	20.1	
5 or 6 times	6.4	8.1	19.2	14.8	12.1	
7 or more times	2.6	5.7	8.8	4.7	5.6	
N of Valid	156	209	182	149	696	
N of Miss	76	57	52	41	226	

Table 228: Has anyone in your family ever had severe alcohol or drug problems?



Response	6	8	10	12	Total	
No	76.7	70.2	57.1	55.7	65.2	
Yes	23.3	29.8	42.9	44.3	34.8	
N of Valid	159	208	182	149	698	
N of Miss	73	58	52	41	224	

Table 229: About how many adults (over 21) have you known personally who in the past year have: used marijuana, crack, cocaine, or other drugs?






Response	6	8	10	12	Total	
0	78.5	67.5	53.8	43.0	61.2	
1	10.8	11.0	13.7	10.1	11.5	
2	2.5	7.2	9.3	10.1	7.3	
03/04/13	3.2	7.7	6.6	14.1	7.7	
5	5.1	6.7	16.5	22.8	12.3	
N of Valid	158	209	182	149	698	
N of Miss	74	57	52	41	224	

Table 230: About how many adults (over 21) have you known personally who in the past year have: sold or dealt drugs?






Response	6	8	10	12	Total	
0	89.1	73.3	61.5	57.0	70.3	
1	5.8	10.5	11.0	12.1	9.9	
2	1.9	7.6	4.4	7.4	5.5	
03/04/13	1.9	4.8	11.0	6.7	6.2	
5	1.3	3.8	12.1	16.8	8.2	
N of Valid	156	210	182	149	697	
N of Miss	76	56	52	41	225	

Table 231: About how many adults (over 21) have you known personally who in the past year have: done other things that could get them in trouble with the police, like stealing, selling stolen goods, mugging or assaulting others, etc.?






Response	6	8	10	12	Total	
0	84.0	73.2	58.8	54.7	67.9	
1	9.6	5.3	11.0	12.2	9.2	
2	3.2	8.1	7.7	8.8	7.1	
03/04/13	0.6	5.3	8.2	6.1	5.2	
5	2.6	8.1	14.3	18.2	10.6	
N of Valid	156	209	182	148	695	
N of Miss	76	57	52	42	227	

Table 232: About how many adults (over 21) have you known personally who in the past year have: gotten drunk or high?

Response	6	8	10	12	Total	
0	60.8	48.8	33.0	29.9	43.4	
1	19.0	13.4	15.4	10.2	14.5	
2	5.1	9.6	9.3	8.2	8.2	
03/04/13	3.8	11.0	9.3	15.0	9.8	
5	11.4	17.2	33.0	36.7	24.1	
N of Valid	158	209	182	147	696	
N of Miss	74	57	52	43	226	

Table 233: Have you seen or heard information about underage drinking in the past 12 months from the following sources? Radio

Response	6	8	10	12	Total	
No	49.1	52.8	51.6	51.4	51.3	
Yes	50.9	47.2	48.4	48.6	48.7	
N of Valid	159	216	182	148	705	
N of Miss	73	50	52	42	217	

Table 234: Have you seen or heard information about underage drinking in the past 12 months from the following sources? TV.

Response	6	8	10	12	Total	
No	30.8	30.8	29.1	24.8	29.1	
Yes	69.2	69.2	70.9	75.2	70.9	
N of Valid	156	214	182	149	701	
N of Miss	76	52	52	41	221	

Table 235: Have you seen or heard information about underage drinking in the past 12 months from the following sources? Print. This includes information on underage drinking you may have seen in the newspaper, on a billboard, in pamphlets, on stickers, etc.

Response	6	8	10	12	Total	
No	52.5	55.6	44.3	39.5	48.6	
Yes	47.5	44.4	55.7	60.5	51.4	
N of Valid	158	214	183	147	702	
N of Miss	74	52	51	43	220	

Table 236: Have you seen or heard information about underage drinking in the past 12 months from the following sources? Website or social media? (Facebook, Myspace, website, etc.)



Response	6	8	10	12	Total	
No	54.5	45.6	43.4	40.4	45.9	
Yes	45.5	54.4	56.6	59.6	54.1	
N of Valid	156	215	182	146	699	
N of Miss	76	51	52	44	223	

Table 237: The next questions ask about your opinions of the information you saw or heard. If you have seen or heard more than one ad, please think about your favorite ad when answering these questions. The information about underage drinking that I saw or heard was convincing.






Response	6	8	10	12	Total	
NO!	34.6	27.8	19.9	17.0	25.0	
no	6.5	16.7	11.4	16.3	13.0	
yes	15.7	17.2	31.8	32.0	23.8	
YES!	22.9	20.1	20.5	21.8	21.2	
I have not seen or heard any ads about underage drinking in the past 12 months.	20.3	18.2	16.5	12.9	17.1	
N of Valid	153	209	176	147	685	
N of Miss	79	57	58	43	237	

Table 238: The next questions ask about your opinions of the information you saw or heard. If you have seen or heard more than one ad, please think about your favorite ad when answering these questions. The information about underage drinking that I saw or heard grabbed my attention.






Response	6	8	10	12	Total	
NO!	29.6	26.2	19.2	16.4	23.1	
no	7.2	17.6	19.8	18.5	16.1	
yes	15.1	21.9	24.3	28.8	22.5	
YES!	28.3	16.7	21.5	21.9	21.6	
I have not seen or heard any ads about underage drinking in the past 12 months.	19.7	17.6	15.3	14.4	16.8	
N of Valid	152	210	177	146	685	
N of Miss	80	56	57	44	237	

Table 239: The next questions ask about your opinions of the information you saw or heard. If you have seen or heard more than one ad, please think about your favorite ad when answering these questions. The information about underage drinking that I saw or heard said something important to me.






Response	6	8	10	12	Total	
NO!	28.7	23.9	19.2	19.2	22.7	
no	6.7	21.1	19.8	17.1	16.7	
yes	15.3	17.7	25.4	30.8	22.0	
YES!	28.0	21.5	19.2	19.9	22.0	
I have not seen or heard any ads about underage drinking in the past 12 months.	21.3	15.8	16.4	13.0	16.6	
N of Valid	150	209	177	146	682	
N of Miss	82	57	57	44	240	

Table 240: The next questions ask about your opinions of the information you saw or heard. If you have seen or heard more than one ad, please think about your favorite ad when answering these questions. Seeing or hearing this information about underage drinking made me want to stop or decrease my drinking.










Response	6	8	10	12	Total	
NO!	28.6	25.5	24.7	20.3	24.8	
no	4.3	13.2	15.5	18.9	13.2	
yes	7.1	11.3	16.1	24.5	14.5	
YES!	20.0	23.0	21.3	18.9	21.0	
I have not seen or heard any ads about underage drinking in the past 12 months.	40.0	27.0	22.4	17.5	26.5	
N of Valid	140	204	174	143	661	
N of Miss	92	62	60	47	261	

Table 241: How honest were you in filling out this survey?

Response	6	8	10	12	Total	
I was very honest	84.3	81.7	80.6	76.2	80.9	
I was honest pretty much of the time	10.2	11.7	13.9	15.6	12.7	
I was honest some of the time	4.8	3.8	3.9	4.1	4.1	
I was honest once in a while	0.6	2.8	1.7	4.1	2.3	
I was not honest at all	0.0	0.0	0.0	0.0	0.0	
N of Valid	166	213	180	147	706	
N of Miss	66	53	54	43	216	