

2012 APNA

Arkansas Prevention Needs Assessment Student Survey



Ouachita County Tables

Arkansas Department of Human Services
Division of Behavioral Health Services
Prevention Services

Conducted by International Survey Associates dba Pride Surveys

Contents

1	INTRODUCTION	10
2	PERCENTAGE TABLES	15

List of Tables

1	Sex	16
2	Age	16
3	Are you Hispanic or Latino?	16
4	What is your race? Black or African American	17
5	What is your race? Asian	17
6	What is your race? American Indian	17
7	What is your race? Alaska Native	17
8	What is your race? White	18
9	What is your race? Native Hawaiian or Other Pacific Islander	18
10	What is your race? Other	18
11	What is the highest level of schooling completed by your mother or father?	19
12	Think of where you live most of the time. Which of the following people live there with you? Mother	19
13	Think of where you live most of the time. Which of the following people live there with you? Stepmother	19
14	Think of where you live most of the time. Which of the following people live there with you? Foster Mother	20
15	Think of where you live most of the time. Which of the following people live there with you? Grandmother	20
16	Think of where you live most of the time. Which of the following people live there with you? Aunt	20
17	Think of where you live most of the time. Which of the following people live there with you? Father	20
18	Think of where you live most of the time. Which of the following people live there with you? Stepfather	21
19	Think of where you live most of the time. Which of the following people live there with you? Foster Father	21
20	Think of where you live most of the time. Which of the following people live there with you? Grandfather	21
21	Think of where you live most of the time. Which of the following people live there with you? Uncle	21
22	Think of where you live most of the time. Which of the following people live there with you? Other Adults	22
23	Think of where you live most of the time. Which of the following people live there with you? Brother(s)	22
24	Think of where you live most of the time. Which of the following people live there with you? Stepbrother(s)	22
25	Think of where you live most of the time. Which of the following people live there with you? Sister(s)	22
26	Think of where you live most of the time. Which of the following people live there with you? Stepsister(s)	23

27	Think of where you live most of the time. Which of the following people live there with you? Other Children	23
28	In my school, students have lots of chances to help decide things like class activities and rules.	23
29	Teachers ask me to work on special classroom projects.	23
30	My teacher(s) notices when I am doing a good job and lets me know about it.	24
31	There are lots of chances for students in my school to get involved in sports, clubs, and other school activities outside of class.	24
32	There are lots of chances for students in my school to talk with a teacher one-on-one.	24
33	I feel safe at my school.	25
34	The school lets my parents know when I have done something well.	25
35	My teachers praise me when I work hard in school.	25
36	Are your school grades better than the grades of most students in your class?	26
37	I have lots of chances to be part of class discussions or activities.	26
38	Now thinking back over the past year in school, how often did you: enjoy being in school?	26
39	Now thinking back over the past year in school, how often did you: hate being in school?	27
40	Now thinking back over the past year in school, how often did you: try to do your best work in school?	27
41	How often do you feel that the school work you are assigned is meaningful and important?	27
42	Putting them all together, what were your grades like last year?	28
43	How important do you think the things you are learning in school are going to be for your later life?	28
44	How interesting are most of your courses to you?	28
45	During the LAST FOUR WEEKS how many whole days of school have you missed because you skipped or 'cut'?	29
46	What are the chances you would be seen as cool if you: smoked cigarettes?	29
47	What are the chances you would be seen as cool if you: worked hard at school?	29
48	What are the chances you would be seen as cool if you: began drinking alcoholic beverages regularly, that is, at least once or twice a month?	30
49	What are the chances you would be seen as cool if you: defended someone who was being verbally abused at school?	30
50	What are the chances you would be seen as cool if you: smoked marijuana?	30
51	What are the chances you would be seen as cool if you: carried a handgun?	31

52	Think of your four best friends (the friends you feel closest to). In the past year (12 months), how many of your best friends have: participated in clubs, organizations or activities at school?	31
53	Think of your four best friends (the friends you feel closest to). In the past year (12 months), how many of your best friends have: smoked cigarettes?	31
54	Think of your four best friends (the friends you feel closest to). In the past year (12 months), how many of your best friends have: tried beer, wine or hard liquor (for example, vodka, whiskey, or gin) when their parents didn't know about it?	32
55	Think of your four best friends (the friends you feel closest to). In the past year (12 months), how many of your best friends have: made a commitment to stay drug-free?	32
56	Think of your four best friends (the friends you feel closest to). In the past year (12 months), how many of your best friends have: used marijuana?	32
57	Think of your four best friends (the friends you feel closest to). In the past year (12 months), how many of your best friends have: used prescription drugs or non-prescription drugs for the purposes of getting high?	33
58	Think of your four best friends (the friends you feel closest to). In the past year (12 months), how many of your best friends have: used synthetic marijuana (K2, spice) or bath salts?	33
59	Think of your four best friends (the friends you feel closest to). In the past year (12 months), how many of your best friends have: used LSD, cocaine, amphetamines, or other illegal drugs?	33
60	Think of your four best friends (the friends you feel closest to). In the past year (12 months), how many of your best friends have: tried to do well in school?	34
61	Think of your four best friends (the friends you feel closest to). In the past year (12 months), how many of your best friends have: been suspended from school?	34
62	Think of your four best friends (the friends you feel closest to). In the past year (12 months), how many of your best friends have: liked school?	34
63	Think of your four best friends (the friends you feel closest to). In the past year (12 months), how many of your best friends have: carried a handgun?	35
64	Think of your four best friends (the friends you feel closest to). In the past year (12 months), how many of your best friends have: sold illegal drugs?	35
65	Think of your four best friends (the friends you feel closest to). In the past year (12 months), how many of your best friends have: regularly attended religious services?	35

66	Think of your four best friends (the friends you feel closest to). In the past year (12 months), how many of your best friends have: stolen or tried to steal a motor vehicle such as a car or motorcycle?	36
67	Think of your four best friends (the friends you feel closest to). In the past year (12 months), how many of your best friends have: been arrested?	36
68	Think of your four best friends (the friends you feel closest to). In the past year (12 months), how many of your best friends have: dropped out of school?	36
69	Think of your four best friends (the friends you feel closest to). In the past year (12 months), how many of your best friends have: been members of a gang?	37
70	How old were you when you first: smoked marijuana?	37
71	How old were you when you first: smoked a cigarette, even just a puff?	38
72	How old were you when you first: had more than a sip or two of beer, wine or hard liquor (for example, vodka, whiskey, or gin)?	38
73	How old were you when you first: began drinking alcoholic beverages regularly, that is, at least once or twice a month?	39
74	How old were you when you first: used Daztrex?	39
75	How old were you when you first: got suspended from school?	40
76	How old were you when you first: got arrested?	40
77	How old were you when you first: carried a handgun?	41
78	How old were you when you first: attacked someone with the idea of seriously hurting them?	41
79	How old were you when you first: belonged to a gang?	42
80	How wrong do you think it is for someone your age to: take a handgun to school?	42
81	How wrong do you think it is for someone your age to: steal anything worth more than \$5?	42
82	How wrong do you think it is for someone your age to: pick a fight with someone?	43
83	How wrong do you think it is for someone your age to: attack someone with the idea of seriously hurting them?	43
84	How wrong do you think it is for someone your age to: stay away from school all day when their parents think they are at school?	43
85	How wrong do you think it is for someone your age to: drink beer, wine or hard liquor (for example, vodka, whiskey, or gin) regularly?	44
86	How wrong do you think it is for someone your age to: smoke cigarettes?	44
87	How wrong do you think it is for someone your age to: smoke marijuana?	44
88	How wrong do you think it is for someone your age to: use prescription drugs or non-prescription drugs for the purpose of getting high?	45

89	How wrong do you think it is for someone your age to: use synthetic marijuana (K2, spice) or bath salts?	45
90	How wrong do you think it is for someone your age to: use LSD, cocaine, amphetamines or another illegal drug?	45
91	At school during the past 12 months, did you receive help from the resource teacher, speech therapist or other special education teacher?	46
92	How many times in the past year (12 months) have you: been suspended from school?	46
93	How many times in the past year (12 months) have you: carried a handgun?	46
94	How many times in the past year (12 months) have you: sold illegal drugs?	47
95	How many times in the past year (12 months) have you: stolen or tried to steal a motor vehicle such as a car or motorcycle?	47
96	How many times in the past year (12 months) have you: participated in clubs, organizations or activities at school?	48
97	How many times in the past year (12 months) have you: been arrested?	48
98	How many times in the past year (12 months) have you: attacked someone with the idea of seriously hurting them?	49
99	How many times in the past year (12 months) have you: been drunk or high at school?	49
100	How many times in the past year (12 months) have you: taken a handgun to school?	50
101	Are you currently on probation, or assigned a probation officer with Juvenile Court?	50
102	Have you ever belonged to a gang?	50
103	If you have ever belonged to a gang, did that gang have a name?	51
104	You are at a party at someone's house, and one of your friends offers you a drink containing alcohol. What would you say or do?	51
105	How often do you attend religious services or activities?	51
106	I think sometimes it's okay to cheat at school.	52
107	It is important to think before you act.	52
108	Sometimes I think that life is not worth it.	52
109	At times I think I am no good at all.	53
110	All in all, I am inclined to think that I am a failure.	53
111	In the past year, have you felt depressed or sad MOST days, even if you felt okay sometimes?	53
112	It is all right to beat up people if they start the fight.	54
113	I think it is okay to take something without asking if you can get away with it.	54
114	Where do you get the most information about living a drug and alcohol free life? Parents/guardians	54
115	Where do you get the most information about living a drug and alcohol free life? Friends	55

116	Where do you get the most information about living a drug and alcohol free life? Family members	55
117	Where do you get the most information about living a drug and alcohol free life? School	55
118	Where do you get the most information about living a drug and alcohol free life? Internet	56
119	Where do you get the most information about living a drug and alcohol free life? TV	56
120	Where do you get the most information about living a drug and alcohol free life? Social media	56
121	How much do you think people risk harming themselves (physically or in other ways) if they: smoked one or more packs of cigarettes per day?	57
122	How much do you think people risk harming themselves (physically or in other ways) if they: try marijuana once or twice?	57
123	How much do you think people risk harming themselves (physically or in other ways) if they: smoke marijuana once or twice a week?	57
124	How much do you think people risk harming themselves (physically or in other ways) if they: take one or two drinks of an alcoholic beverage (beer, wine, liquor) nearly every day?	58
125	How much do you think people risk harming themselves (physically or in other ways) if they: have five or more drinks of an alcoholic beverage once or twice each weekend?	58
126	How much do you think people risk harming themselves (physically or in other ways) if they: use prescription drugs that are not prescribed to them?	58
127	How much do you think people risk harming themselves (physically or in other ways) if they: use non-prescription drugs to get high?	59
128	Have you ever used smokeless tobacco (chew, snuff, plug, dipping tobacco, or chewing tobacco)?	59
129	How often have you taken smokeless tobacco during the past 30 days?	59
130	Have you ever smoked cigarettes?	60
131	How frequently have you smoked cigarettes during the past 30 days?	60
132	Which statement best describes rules about smoking inside your home?	60
133	Which statement best describes rules about smoking in your family cars?	61
134	During this school year, were you taught in any of your classes about the dangers of tobacco use?	61
135	During the past 12 months, have you participated in any community activities to discourage people your age from using cigarettes, chewing tobacco, snuff, dip or cigars?	61
136	Think back over the last two weeks. How many times have you had five or more alcoholic drinks in a row?	62

137	During the past 30 days, how many times did you ride in a car or other vehicle driven by someone who had been drinking alcohol or using drugs to get high?	62
138	During the past 30 days, how many times did you drive a car or other vehicle when you had been drinking alcohol or using drugs to get high?	62
139	If you drank alcohol (not just a sip or taste) in the past year, how did you usually get it?	63
140	If you drank alcohol (not just a sip or taste) in the past year, where did you usually drink it?	63
141	How do you feel about someone your age having one or two drinks of an alcoholic beverage nearly every day?	64
142	On how many occasions have you had alcoholic beverages (beer, wine or hard liquor) to drink in your lifetime - more than just a few sips?	64
143	On how many occasions have you drunk one of more drinks of an alcoholic beverage during the past 30 days?	64
144	On how many occasions have you used marijuana (grass, pot) or hashish (hash, hash oil) in your lifetime?	65
145	On how many occasions have you used marijuana (grass, pot) or hashish (hash, hash oil) during the past 30 days?	65
146	On how many occasions have you used LSD or other psychedelics in your lifetime?	65
147	On how many occasions have you used LSD or other psychedelics during the past 30 days?	66
148	On how many occasions have you used cocaine or crack in your lifetime?	66
149	On how many occasions have you used cocaine or crack during the past 30 days?	66
150	On how many occasions have you sniffed glue, breathed the contents of an aerosol spray can, or inhaled other gases or sprays, in order to get high in your lifetime?	67
151	On how many occasions have you sniffed glue, breathed the contents of an aerosol spray can, or inhaled other gases or sprays, in order to get high during the past 30 days?	67
152	On how many occasions have you used Daztrex in your lifetime?	68
153	On how many occasions have you used Daztrex during the past 30 days?	68
154	On how many occasions have you used synthetic marijuana in your lifetime?	68
155	On how many occasions have you used synthetic marijuana during the past 30 days?	69
156	On how many occasions have you used methamphetamines (meth, speed, crank, crystal meth) in your lifetime?	69

157	On how many occasions have you used methamphetamines (meth, speed, crank, crystal meth) in the past 30 days?	69
158	On how many occasions have you used other chemical products (bath salts, plant food, etc.) in your lifetime?	70
159	On how many occasions have you used other chemical products (bath salts, plant food, etc.) during the past 30 days?	70
160	On how many occasions have you used heroin or other opiates in your lifetime?	70
161	On how many occasions have you used heroin or other opiates during the past 30 days?	71
162	On how many occasions have you used MDMA ('X', 'E', or ecstasy) in your lifetime?	71
163	On how many occasions have you used MDMA ('X', 'E', or ecstasy) during the past 30 days?	71
164	On how many occasions have you taken prescription drugs (such as Valium, Xanax, Ritalin, Adderall, OxyContin, Darvocet, or sleeping pills) not prescribed to you in your lifetime?	72
165	On how many occasions have you taken prescription drugs (such as Valium, Xanax, Ritalin, Adderall, OxyContin, Darvocet, or sleeping pills) not prescribed to you during the past 30 days?	72
166	On how many occasions have you taken non-prescription medicines such as diet pills (for example, Dietac, Dexatrim or Prolamine), stay-awake pills (for example No-Doz, Vivarin, or Wake), or cough or cold medicines (robos, DXM, etc.) to get high in your lifetime?	73
167	On how many occasions have you taken non-prescription medicines such as diet pills (for example, Dietac, Dexatrim or Prolamine), stay-awake pills (for example No-Doz, Vivarin, or Wake), or cough or cold medicines (robos, DXM, etc.) to get high during the past 30 days?	73
168	On how many occasions have you been drunk or very high from drinking alcoholic beverages during the past 30 days?	74
169	On how many occasions have you drunk flavored alcoholic beverages, sometimes called 'alcopops' (like Mike's Hard Lemonade, Smirnoff Ice, Bacardi Breezers, etc.) in your lifetime?	74
170	On how many occasions have you drunk flavored alcoholic beverages, sometimes called 'alcopops' (like Mike's Hard Lemonade, Smirnoff Ice, Bacardi Breezers, etc.) during the past 30 days?	75
171	If you used prescription drugs or over the counter drugs without a doctor telling you to use it or for the purpose of getting high, where did you get these drugs?	75
172	During the last month, about how many marijuana cigarettes, or the equivalent, did you smoke a day, on the average?	76
173	How wrong do your friends feel it would be for YOU to: drink alcohol?	76
174	How wrong do your friends feel it would be for YOU to: smoke tobacco?	76

175	How wrong do your friends feel it would be for YOU to: smoke marijuana?	77
176	How wrong do your friends feel it would be for YOU to: use prescription drugs not prescribed to you	77
177	How wrong would most adults (over 21) in your neighborhood think it is for kids your age: to use marijuana?	77
178	How wrong would most adults (over 21) in your neighborhood think it is for kids your age: to drink alcohol?	78
179	How wrong would most adults (over 21) in your neighborhood think it is for kids your age: to smoke cigarettes?	78
180	How much do each of the following statements describe your neighborhood? crime and/or drug selling	78
181	How much do each of the following statements describe your neighborhood? fights	79
182	How much do each of the following statements describe your neighborhood? lots of empty or abandoned buildings	79
183	How much do each of the following statements describe your neighborhood? lots of graffiti	79
184	I feel safe in my neighborhood.	80
185	If a kid smoked marijuana in your neighborhood would he or she be caught by the police?	80
186	If a kid drank some beer, wine or hard liquor (for example, vodka, whiskey, or gin) in your neighborhood would he or she be caught by the police?	80
187	If a kid carried a handgun in your neighborhood would he or she be caught by the police?	81
188	If you wanted to get some cigarettes, how easy would it be for you to get some?	81
189	If you wanted to get some beer, wine or hard liquor (for example, vodka, whiskey, or gin), how easy would it be for you to get some?	81
190	If you wanted to get a drug like cocaine, LSD, or amphetamines, how easy would it be for you to get some?	82
191	If you wanted to get a handgun, how easy would it be for you to get one?	82
192	If you wanted to get some marijuana, how easy would it be for you to get some?	82
193	If you wanted to get prescription drugs for the purpose of getting high, how easy would it be for you to get some?	83
194	If you wanted to get synthetic marijuana such as K2 or chemical products such as bath salts to get high, how easy would it be for you to get some?	83
195	If you wanted to get steroids to enhance athletic performance, how easy would it be for you to get some?	83

196	During the past 12 months, have you participated in any alcohol prevention programs or seen any alcohol prevention messages in your school or community? Yes, a school-based program focused on preventing underage drinking and/or drinking and driving. . . .	84
197	During the past 12 months, have you participated in any alcohol prevention programs or seen any alcohol prevention messages in your school or community? Yes, a community-based program focused on preventing underage drinking and/or drinking and driving (for example, through your church or temple or through youth groups like Boys and Girls Club or 4-H). . . .	84
198	During the past 12 months, have you participated in any alcohol prevention programs or seen any alcohol prevention messages in your school or community? Yes, a media campaign addressing underage drinking and/or drinking and driving (for example, newspaper ads, posters, pamphlets, radio, TV). . . .	84
199	During the past 12 months, have you participated in any alcohol prevention programs or seen any alcohol prevention messages in your school or community? No	84
200	How wrong do your parents feel it would be for YOU to: drink beer, wine or hard liquor (for example, vodka, whiskey or gin) regularly? .	85
201	How wrong do your parents feel it would be for YOU to: smoke tobacco?	85
202	How wrong do your parents feel it would be for YOU to: smoke marijuana?	85
203	How wrong do your parents feel it would be for YOU to: use prescription drugs not prescribed to you?	86
204	How wrong do your parents feel it would be for YOU to: steal something worth more than \$5?	86
205	How wrong do your parents feel it would be for YOU to: draw graffiti, write things, or draw pictures on buildings or other property (without the owner's permission)?	86
206	How wrong do your parents feel it would be for YOU to: pick a fight with someone?	87
207	During the past 12 months, have you talked with at least one of your parents about the dangers of underage drinking and/or drinking and driving? By parents, we mean either your biological parents, adoptive parents, stepparents, or adult guardians - whether or not they live with you. . . .	87
208	The rules in my family are clear. . . .	87
209	People in my family often insult or yell at each other. . . .	88
210	When I am not at home, one of my parents knows where I am and who I am with. . . .	88
211	We argue about the same things in my family over and over. . . .	88

212	If you drank some beer or wine or liquor (for example, vodka, whiskey, or gin) without your parents' permission, would you be caught by your parents?	89
213	My family has clear rules about alcohol and drug use. . . .	89
214	If you carried a handgun without your parents' permission, would you be caught by your parents?	89
215	If you skipped school would you be caught by your parents?	90
216	My parents ask if I've gotten my homework done. . . .	90
217	People in my family have serious arguments. . . .	90
218	Would your parents know if you did not come home on time?	91
219	Have any of your brothers or sisters ever: drunk beer, wine or hard liquor (for example, vodka, whiskey or gin)?	91
220	Have any of your brothers or sisters ever: smoked marijuana?	91
221	Have any of your brothers or sisters ever: smoked cigarettes?	91
222	Have any of your brothers or sisters ever: taken a handgun to school? .	92
223	Have any of your brothers or sisters ever: been suspended or expelled from school?	92
224	Have you changed homes in the past year (the last 12 months)? . . .	92
225	How many times have you changed homes since kindergarten?	92
226	Have you changed schools (including changing from elementary to middle and middle to high school) in the past year?	93
227	How many times have you changed schools since kindergarten (including changing from elementary to middle and middle to high school)?	93
228	Has anyone in your family ever had severe alcohol or drug problems? .	93
229	About how many adults (over 21) have you known personally who in the past year have: used marijuana, crack, cocaine, or other drugs? .	94
230	About how many adults (over 21) have you known personally who in the past year have: sold or dealt drugs?	94
231	About how many adults (over 21) have you known personally who in the past year have: done other things that could get them in trouble with the police, like stealing, selling stolen goods, mugging or assaulting others, etc.?	94
232	About how many adults (over 21) have you known personally who in the past year have: gotten drunk or high?	95
233	Have you seen or heard information about underage drinking in the past 12 months from the following sources? Radio	95
234	Have you seen or heard information about underage drinking in the past 12 months from the following sources? TV. . . .	95
235	Have you seen or heard information about underage drinking in the past 12 months from the following sources? Print. This includes information on underage drinking you may have seen in the newspaper, on a billboard, in pamphlets, on stickers, etc. . . .	95

236	Have you seen or heard information about underage drinking in the past 12 months from the following sources? Website or social media? (Facebook, Myspace, website, etc.)	96
237	The next questions ask about your opinions of the information you saw or heard. If you have seen or heard more than one ad, please think about your favorite ad when answering these questions. The information about underage drinking that I saw or heard was convincing.	96
238	The next questions ask about your opinions of the information you saw or heard. If you have seen or heard more than one ad, please think about your favorite ad when answering these questions. The information about underage drinking that I saw or heard grabbed my attention.	96
239	The next questions ask about your opinions of the information you saw or heard. If you have seen or heard more than one ad, please think about your favorite ad when answering these questions. The information about underage drinking that I saw or heard said something important to me.	97
240	The next questions ask about your opinions of the information you saw or heard. If you have seen or heard more than one ad, please think about your favorite ad when answering these questions. Seeing or hearing this information about underage drinking made me want to stop or decrease my drinking.	97
241	How honest were you in filling out this survey?	97

List of Figures

1	Grade Chart	11
2	Gender Chart	12
3	Age Chart	13
4	Ethnic Origin Chart	14

1 INTRODUCTION

This report was generated from data collected on the *2012 Arkansas Prevention Needs Assessment Student Survey*. This report contains basic frequency tables of all data collected and graphs on the selected demographic variables of grade, gender, age and ethnic origin. The graph on ethnic origin is represented as a bar chart rather than as a pie chart. This is because students were allowed to mark more than one response for ethnic origin as opposed to being allowed to mark only one response. The bars represent the percent of students who marked each of the ethnic categories.

Questions regarding the information found in this report can be directed to:

Pride Surveys

160 Vanderbilt Court
Bowling Green, KY 42103
1-800-279-6361
www.pridesurveys.com

Grade Chart

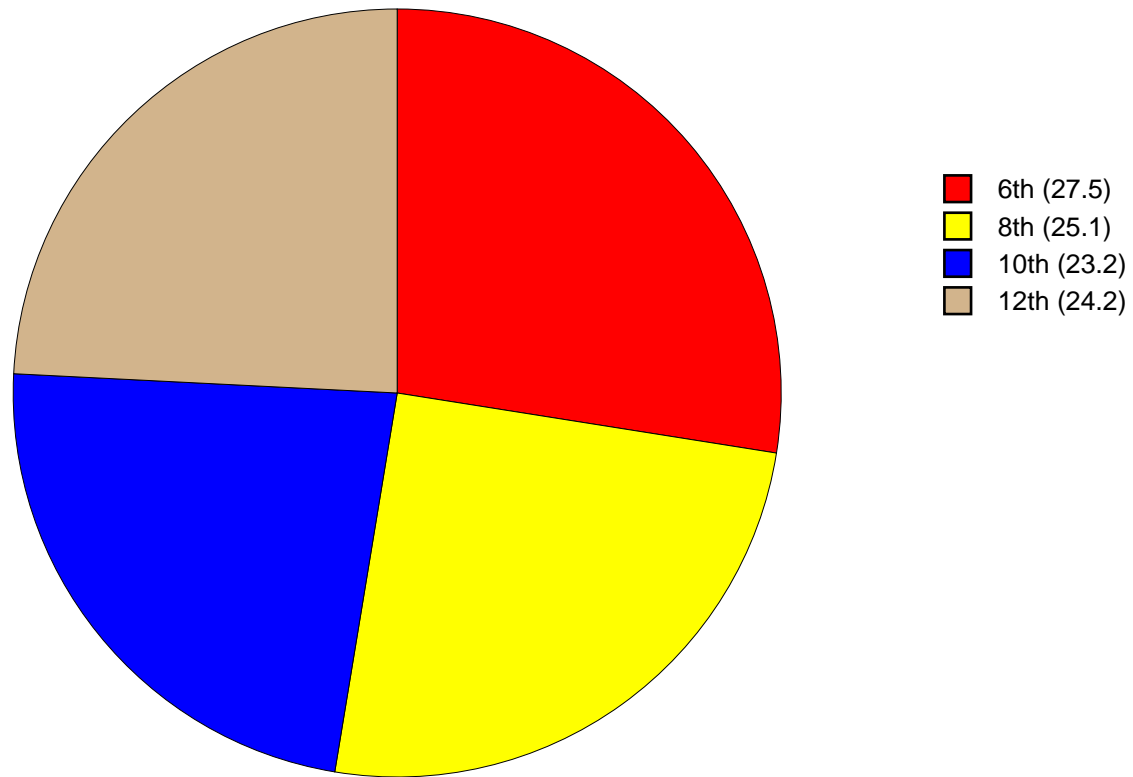


Figure 1: Grade Chart

Gender Chart

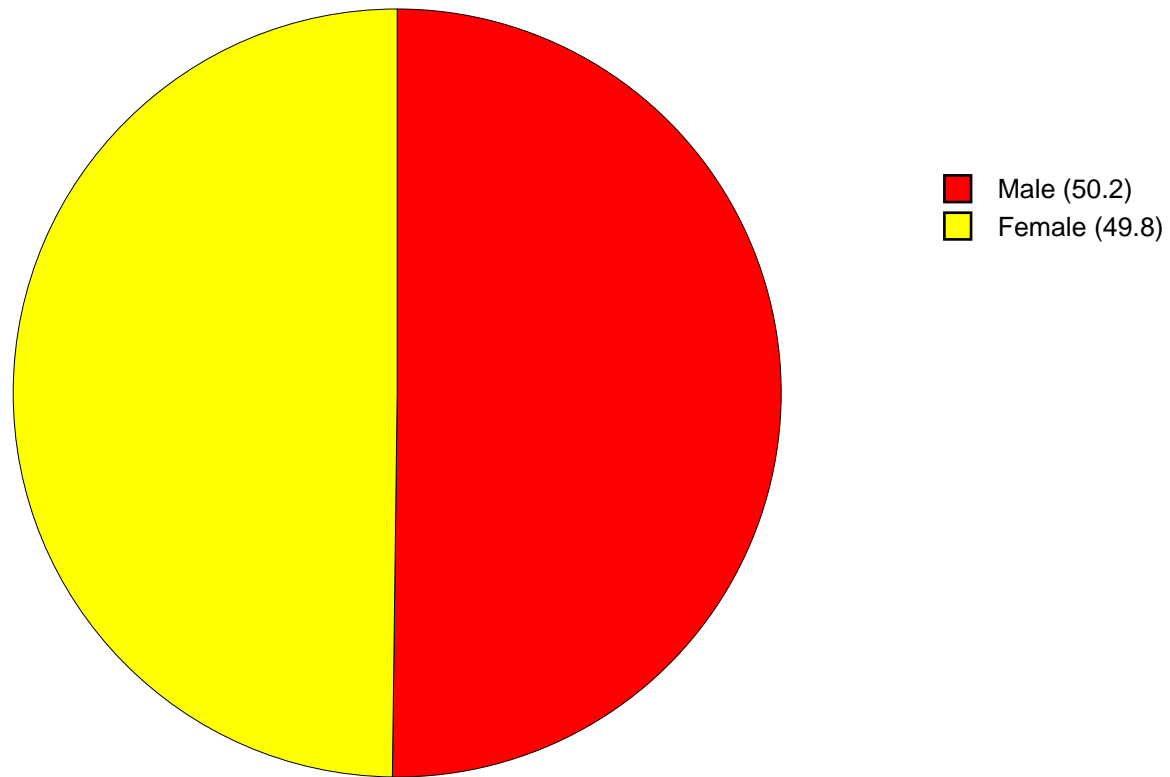


Figure 2: Gender Chart

Age Chart

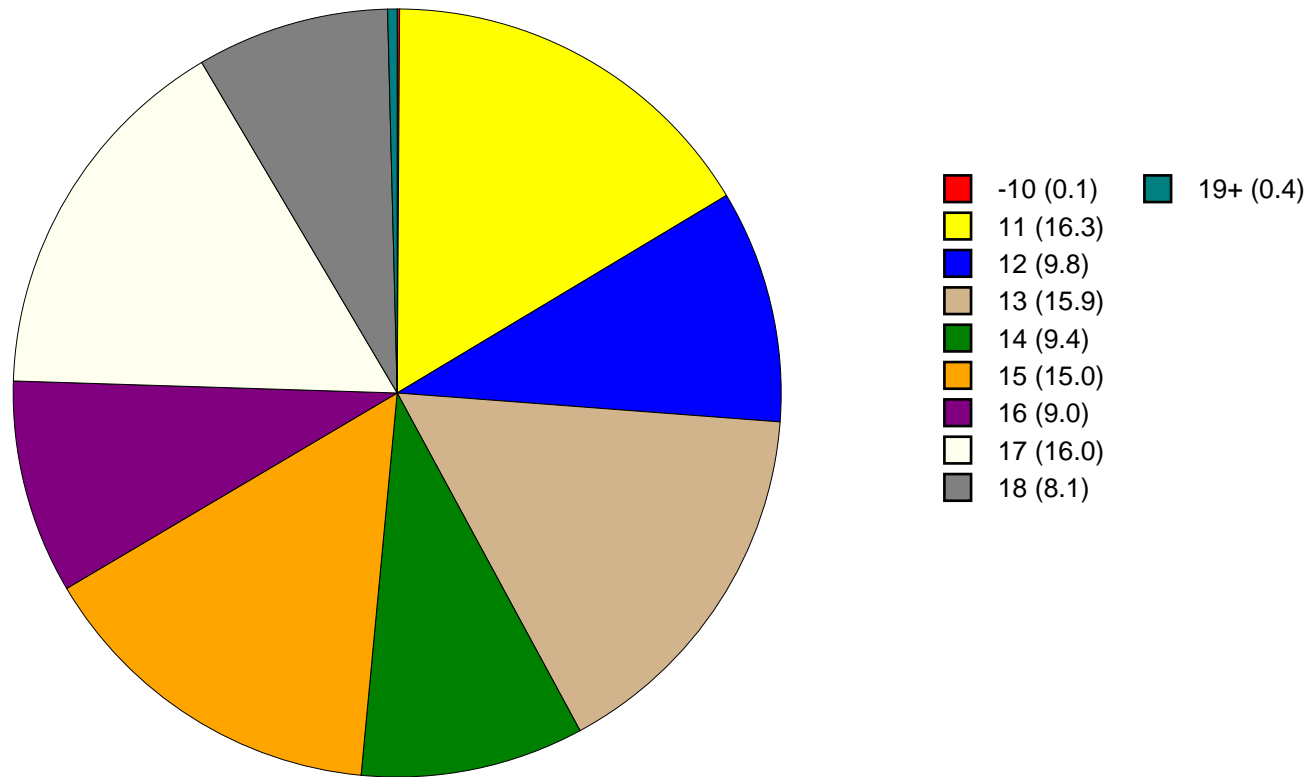


Figure 3: Age Chart

Ethnic Origin Chart

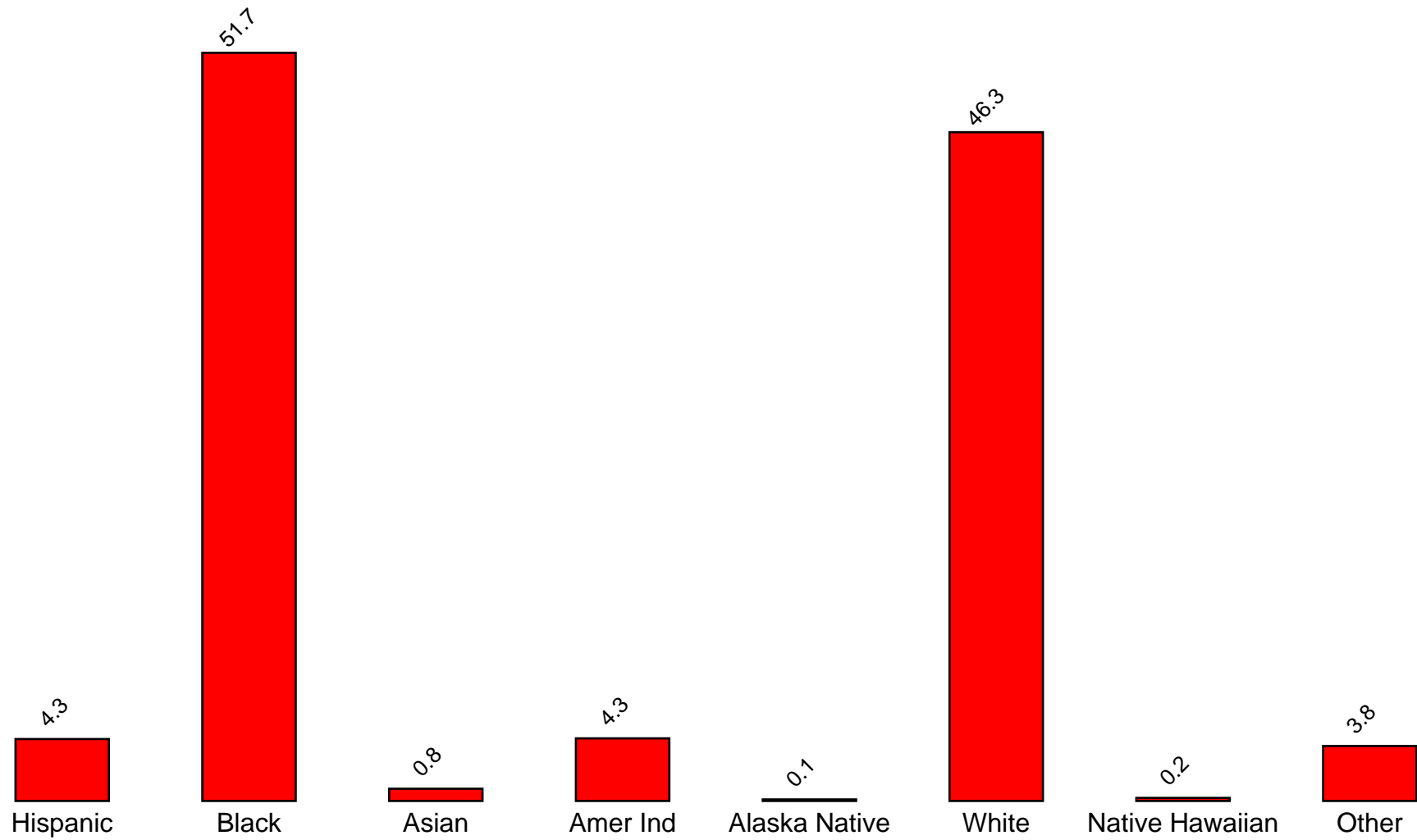


Figure 4: Ethnic Origin Chart

2 PERCENTAGE TABLES

The following tables contain frequency distribution detailing how your students responded to each question on the survey. The tables appear in the same order as the questions on the survey. The tables include breakdowns by grade level as well as overall percentages. The *N of Valid* row is a frequency count of the number of valid responses to each question for each grade and overall. The *N of Miss* row is a frequency count of the number of invalid (marked more than one response) or missing (i.e. did not respond) responses to each question for each grade and overall.

For the questions that allowed more than one response (i.e. race, live with, etc.) each response becomes a separate table. If a student did not mark the response, that was counted as a NO response, and if they did mark the response, that was counted as a YES response. Since a non response is a valid response for these questions, the *N of Miss* will always be zero for these questions.

Table 1: Sex

Response	6	8	10	12	Total	
Male	45.7	51.5	52.7	51.3	50.2	
Female	54.3	48.5	47.3	48.7	49.8	
N of Valid	258	235	220	228	941	
N of Miss	2	3	0	1	6	

Table 2: Age

Response	6	8	10	12	Total	
10 or younger	0.4	0.0	0.0	0.0	0.1	
11	59.2	0.0	0.0	0.0	16.3	
12	35.0	0.8	0.0	0.0	9.8	
13	5.4	57.1	0.0	0.0	15.9	
14	0.0	37.0	0.5	0.0	9.4	
15	0.0	5.0	59.1	0.0	15.0	
16	0.0	0.0	38.2	0.4	9.0	
17	0.0	0.0	1.8	64.5	16.0	
18	0.0	0.0	0.5	33.3	8.1	
19 or older	0.0	0.0	0.0	1.8	0.4	
N of Valid	260	238	220	228	946	
N of Miss	0	0	0	1	1	

Table 3: Are you Hispanic or Latino?

Response	6	8	10	12	Total	
No	94.2	96.6	95.3	96.9	95.7	
Yes	5.8	3.4	4.7	3.1	4.3	
N of Valid	242	232	211	226	911	
N of Miss	18	6	9	3	36	

Table 4: What is your race? Black or African American



Response	6	8	10	12	Total	
No	49.6	47.9	52.7	42.8	48.3	
Yes	50.4	52.1	47.3	57.2	51.7	
N of Valid	260	238	220	229	947	
N of Miss	0	0	0	0	0	

Table 5: What is your race? Asian



Response	6	8	10	12	Total	
No	99.6	98.3	99.1	99.6	99.2	
Yes	0.4	1.7	0.9	0.4	0.8	
N of Valid	260	238	220	229	947	
N of Miss	0	0	0	0	0	

Table 6: What is your race? American Indian



Response	6	8	10	12	Total	
No	94.6	95.8	96.8	95.6	95.7	
Yes	5.4	4.2	3.2	4.4	4.3	
N of Valid	260	238	220	229	947	
N of Miss	0	0	0	0	0	

Table 7: What is your race? Alaska Native



Response	6	8	10	12	Total	
No	100.0	100.0	99.5	100.0	99.9	
Yes	0.0	0.0	0.5	0.0	0.1	
N of Valid	260	238	220	229	947	
N of Miss	0	0	0	0	0	

Table 8: What is your race? White



Response	6	8	10	12	Total	
No	54.6	54.6	49.1	56.3	53.7	
Yes	45.4	45.4	50.9	43.7	46.3	
N of Valid	260	238	220	229	947	
N of Miss	0	0	0	0	0	

Table 9: What is your race? Native Hawaiian or Other Pacific Islander



Response	6	8	10	12	Total	
No	99.6	100.0	99.5	100.0	99.8	
Yes	0.4	0.0	0.5	0.0	0.2	
N of Valid	260	238	220	229	947	
N of Miss	0	0	0	0	0	

Table 10: What is your race? Other



Response	6	8	10	12	Total	
No	93.5	97.9	95.9	97.8	96.2	
Yes	6.5	2.1	4.1	2.2	3.8	
N of Valid	260	238	220	229	947	
N of Miss	0	0	0	0	0	

Table 11: What is the highest level of schooling completed by your mother or father?









Response	6	8	10	12	Total	
Completed grade school or less	5.1	1.3	2.8	1.3	2.6	
Some high school	3.8	6.0	11.5	12.5	8.3	
Completed high school	8.9	24.3	25.7	25.9	21.1	
Some college	11.1	14.9	16.5	20.1	15.6	
Completed college	23.0	20.9	25.2	24.1	23.2	
Graduate or professional school after college	8.5	7.7	4.6	8.0	7.2	
Don't know	37.0	23.0	12.4	7.6	20.3	
Does not apply	2.6	2.1	1.4	0.4	1.6	
N of Valid	235	235	218	224	912	
N of Miss	25	3	2	5	35	

Table 12: Think of where you live most of the time. Which of the following people live there with you? Mother



Response	6	8	10	12	Total	
No	17.7	21.8	21.8	20.1	20.3	
Yes	82.3	78.2	78.2	79.9	79.7	
N of Valid	260	238	220	229	947	
N of Miss	0	0	0	0	0	

Table 13: Think of where you live most of the time. Which of the following people live there with you? Stepmother



Response	6	8	10	12	Total	
No	93.1	91.6	92.7	96.1	93.3	
Yes	6.9	8.4	7.3	3.9	6.7	
N of Valid	260	238	220	229	947	
N of Miss	0	0	0	0	0	

Table 14: Think of where you live most of the time. Which of the following people live there with you? Foster Mother



Response	6	8	10	12	Total	
No	99.6	99.2	98.6	98.7	99.0	
Yes	0.4	0.8	1.4	1.3	1.0	
N of Valid	260	238	220	229	947	
N of Miss	0	0	0	0	0	

Table 15: Think of where you live most of the time. Which of the following people live there with you? Grandmother



Response	6	8	10	12	Total	
No	76.5	82.8	84.5	86.9	82.5	
Yes	23.5	17.2	15.5	13.1	17.5	
N of Valid	260	238	220	229	947	
N of Miss	0	0	0	0	0	

Table 16: Think of where you live most of the time. Which of the following people live there with you? Aunt



Response	6	8	10	12	Total	
No	90.8	93.3	94.5	95.6	93.5	
Yes	9.2	6.7	5.5	4.4	6.5	
N of Valid	260	238	220	229	947	
N of Miss	0	0	0	0	0	

Table 17: Think of where you live most of the time. Which of the following people live there with you? Father



Response	6	8	10	12	Total	
No	55.8	56.3	55.5	54.1	55.4	
Yes	44.2	43.7	44.5	45.9	44.6	
N of Valid	260	238	220	229	947	
N of Miss	0	0	0	0	0	

Table 18: Think of where you live most of the time. Which of the following people live there with you? Stepfather



Response	6	8	10	12	Total	
No	81.9	84.0	86.4	86.5	84.6	
Yes	18.1	16.0	13.6	13.5	15.4	
N of Valid	260	238	220	229	947	
N of Miss	0	0	0	0	0	

Table 19: Think of where you live most of the time. Which of the following people live there with you? Foster Father



Response	6	8	10	12	Total	
No	99.6	98.7	98.2	99.6	99.0	
Yes	0.4	1.3	1.8	0.4	1.0	
N of Valid	260	238	220	229	947	
N of Miss	0	0	0	0	0	

Table 20: Think of where you live most of the time. Which of the following people live there with you? Grandfather



Response	6	8	10	12	Total	
No	88.1	93.7	93.2	96.1	92.6	
Yes	11.9	6.3	6.8	3.9	7.4	
N of Valid	260	238	220	229	947	
N of Miss	0	0	0	0	0	

Table 21: Think of where you live most of the time. Which of the following people live there with you? Uncle



Response	6	8	10	12	Total	
No	93.5	96.6	95.5	95.6	95.2	
Yes	6.5	3.4	4.5	4.4	4.8	
N of Valid	260	238	220	229	947	
N of Miss	0	0	0	0	0	

Table 22: Think of where you live most of the time. Which of the following people live there with you? Other Adults



Response	6	8	10	12	Total	
No	95.4	98.3	96.4	96.9	96.7	
Yes	4.6	1.7	3.6	3.1	3.3	
N of Valid	260	238	220	229	947	
N of Miss	0	0	0	0	0	

Table 23: Think of where you live most of the time. Which of the following people live there with you? Brother(s)



Response	6	8	10	12	Total	
No	52.7	63.9	63.2	65.1	60.9	
Yes	47.3	36.1	36.8	34.9	39.1	
N of Valid	260	238	220	229	947	
N of Miss	0	0	0	0	0	

Table 24: Think of where you live most of the time. Which of the following people live there with you? Stepbrother(s)



Response	6	8	10	12	Total	
No	95.0	95.4	93.6	97.8	95.5	
Yes	5.0	4.6	6.4	2.2	4.5	
N of Valid	260	238	220	229	947	
N of Miss	0	0	0	0	0	

Table 25: Think of where you live most of the time. Which of the following people live there with you? Sister(s)



Response	6	8	10	12	Total	
No	60.8	61.8	67.7	69.9	64.8	
Yes	39.2	38.2	32.3	30.1	35.2	
N of Valid	260	238	220	229	947	
N of Miss	0	0	0	0	0	

Table 26: Think of where you live most of the time. Which of the following people live there with you? Stepsister(s)

Response	6	8	10	12	Total	
No	95.8	94.5	95.9	98.7	96.2	
Yes	4.2	5.5	4.1	1.3	3.8	
N of Valid	260	238	220	229	947	
N of Miss	0	0	0	0	0	

Table 27: Think of where you live most of the time. Which of the following people live there with you? Other Children

Response	6	8	10	12	Total	
No	95.0	97.9	95.9	93.4	95.6	
Yes	5.0	2.1	4.1	6.6	4.4	
N of Valid	260	238	220	229	947	
N of Miss	0	0	0	0	0	

Table 28: In my school, students have lots of chances to help decide things like class activities and rules.

Response	6	8	10	12	Total	
NO!	26.3	23.3	20.6	25.2	24.0	
no	31.9	34.7	37.2	36.7	35.0	
yes	30.7	33.1	38.1	33.2	33.6	
YES!	11.2	8.9	4.1	4.9	7.4	
N of Valid	251	236	218	226	931	
N of Miss	9	2	2	3	16	

Table 29: Teachers ask me to work on special classroom projects.

Response	6	8	10	12	Total	
NO!	8.7	10.6	9.2	10.5	9.7	
no	31.9	32.2	34.6	34.6	33.3	
yes	38.6	46.6	47.9	46.5	44.7	
YES!	20.9	10.6	8.3	8.3	12.3	
N of Valid	254	236	217	228	935	
N of Miss	6	2	3	1	12	

Table 30: My teacher(s) notices when I am doing a good job and lets me know about it.

Response	6	8	10	12	Total
NO!	5.9	6.4	7.9	7.1	6.8
no	9.1	10.2	15.8	20.9	13.8
yes	39.5	44.9	52.1	52.0	46.8
YES!	45.5	38.6	24.2	20.0	32.6
N of Valid	253	236	215	225	929
N of Miss	7	2	5	4	18

Table 31: There are lots of chances for students in my school to get involved in sports, clubs, and other school activities outside of class.

Response	6	8	10	12	Total
NO!	9.4	5.1	6.0	5.3	6.5
no	12.2	8.9	6.9	6.6	8.8
yes	38.0	36.6	40.8	39.9	38.8
YES!	40.4	49.4	46.3	48.2	45.9
N of Valid	255	235	218	228	936
N of Miss	5	3	2	1	11

Table 32: There are lots of chances for students in my school to talk with a teacher one-on-one.

Response	6	8	10	12	Total
NO!	7.2	7.2	6.9	6.1	6.9
no	17.2	18.7	21.2	19.7	19.1
yes	34.0	42.1	52.1	51.8	44.6
YES!	41.6	31.9	19.8	22.4	29.4
N of Valid	250	235	217	228	930
N of Miss	10	3	3	1	17

Table 33: I feel safe at my school.

Response	6	8	10	12	Total
NO!	10.1	9.4	12.8	8.8	10.2
no	12.1	16.6	24.3	16.3	17.1
yes	39.9	52.8	51.8	55.5	49.8
YES!	37.9	21.3	11.0	19.4	22.8
N of Valid	248	235	218	227	928
N of Miss	12	3	2	2	19

Table 34: The school lets my parents know when I have done something well.

Response	6	8	10	12	Total
NO!	9.2	13.2	27.2	31.7	19.9
no	20.7	26.1	42.9	41.4	32.3
yes	38.6	39.7	25.3	18.5	30.9
YES!	31.5	20.9	4.6	8.4	16.9
N of Valid	251	234	217	227	929
N of Miss	9	4	3	2	18

Table 35: My teachers praise me when I work hard in school.

Response	6	8	10	12	Total
NO!	14.3	15.8	18.0	16.8	16.2
no	22.0	27.4	40.1	39.4	31.9
yes	42.0	42.7	33.6	34.1	38.3
YES!	21.6	14.1	8.3	9.7	13.7
N of Valid	245	234	217	226	922
N of Miss	15	4	3	3	25

Table 36: Are your school grades better than the grades of most students in your class?

Response	6	8	10	12	Total	
NO!	6.1	7.7	6.0	4.4	6.1	
no	24.7	23.1	29.8	17.7	23.8	
yes	42.5	50.0	46.5	58.0	49.1	
YES!	26.7	19.2	17.7	19.9	21.0	
N of Valid	247	234	215	226	922	
N of Miss	13	4	5	3	25	

Table 37: I have lots of chances to be part of class discussions or activities.

Response	6	8	10	12	Total	
NO!	8.0	7.3	6.0	5.3	6.7	
no	13.5	17.9	15.2	14.1	15.2	
yes	43.0	49.6	59.4	62.1	53.2	
YES!	35.5	25.2	19.4	18.5	25.0	
N of Valid	251	234	217	227	929	
N of Miss	9	4	3	2	18	

Table 38: Now thinking back over the past year in school, how often did you: enjoy being in school?

Response	6	8	10	12	Total	
Never	5.5	5.6	8.7	10.1	7.4	
Seldom	6.7	8.2	14.2	17.5	11.5	
Sometimes	43.1	51.9	41.7	43.0	45.0	
Often	22.4	24.5	27.1	21.9	23.9	
Almost always	22.4	9.9	8.3	7.5	12.3	
N of Valid	255	233	218	228	934	
N of Miss	5	5	2	1	13	

Table 39: Now thinking back over the past year in school, how often did you: hate being in school?

Response	6	8	10	12	Total	
Never	24.2	8.7	6.9	7.0	12.1	
Seldom	22.7	18.3	21.2	17.1	19.9	
Sometimes	30.9	42.6	41.0	39.5	38.2	
Often	10.9	19.1	18.9	24.1	18.0	
Almost always	11.3	11.3	12.0	12.3	11.7	
N of Valid	256	230	217	228	931	
N of Miss	4	8	3	1	16	

Table 40: Now thinking back over the past year in school, how often did you: try to do your best work in school?

Response	6	8	10	12	Total	
Never	0.4	0.0	0.9	0.4	0.4	
Seldom	0.4	2.2	1.9	3.9	2.1	
Sometimes	5.2	9.6	12.1	13.2	9.9	
Often	16.7	28.5	30.2	34.2	27.1	
Almost always	77.3	59.6	54.9	48.2	60.5	
N of Valid	251	228	215	228	922	
N of Miss	9	10	5	1	25	

Table 41: How often do you feel that the school work you are assigned is meaningful and important?

Response	6	8	10	12	Total	
Never	7.3	3.9	3.7	4.8	5.0	
Seldom	7.3	9.5	19.4	20.3	13.9	
Sometimes	15.5	29.3	32.4	37.0	28.3	
Often	29.4	30.6	28.7	25.1	28.5	
Almost always	40.4	26.7	15.7	12.8	24.3	
N of Valid	245	232	216	227	920	
N of Miss	15	6	4	2	27	

Table 42: Putting them all together, what were your grades like last year?

Response	6	8	10	12	Total	
Mostly F's	2.2	0.9	1.4	0.0	1.1	
Mostly D's	5.2	4.8	3.2	1.4	3.7	
Mostly C's	18.6	28.2	26.4	25.8	24.7	
Mostly B's	35.1	42.7	42.1	45.7	41.3	
Mostly A's	39.0	23.3	26.9	27.1	29.2	
N of Valid	231	227	216	221	895	
N of Miss	29	11	4	8	52	

Table 43: How important do you think the things you are learning in school are going to be for your later life?

Response	6	8	10	12	Total	
Very important	62.7	48.5	33.8	26.8	43.6	
Quite important	18.8	27.5	23.3	19.3	22.1	
Fairly important	12.2	16.3	27.9	28.9	21.0	
Slightly important	3.9	6.4	12.8	21.5	10.9	
Not at all important	2.4	1.3	2.3	3.5	2.4	
N of Valid	255	233	219	228	935	
N of Miss	5	5	1	1	12	

Table 44: How interesting are most of your courses to you?

Response	6	8	10	12	Total	
Very interesting and stimulating	23.3	15.7	8.7	9.3	14.5	
Quite interesting	36.1	28.1	24.2	23.3	28.2	
Fairly interesting	21.3	39.1	45.2	40.5	36.1	
Slightly dull	12.9	11.9	16.0	18.9	14.8	
Very dull	6.4	5.1	5.9	7.9	6.3	
N of Valid	249	235	219	227	930	
N of Miss	11	3	1	2	17	

Table 45: During the LAST FOUR WEEKS how many whole days of school have you missed because you skipped or 'cut'?


Response	6	8	10	12	Total	
None	75.6	77.3	74.4	61.8	72.4	
1	13.0	11.2	8.7	11.8	11.2	
2	7.5	3.9	3.7	13.6	7.2	
3	2.0	3.0	5.5	6.1	4.1	
04/05/13	1.2	3.0	5.0	3.5	3.1	
06/10/13	0.8	0.9	1.4	1.8	1.2	
11 or more	0.0	0.9	1.4	1.3	0.9	
N of Valid	254	233	219	228	934	
N of Miss	6	5	1	1	13	

Table 46: What are the chances you would be seen as cool if you: smoked cigarettes?


Response	6	8	10	12	Total	
No or very little chance	88.3	68.1	62.4	61.9	70.7	
Little chance	6.5	14.0	16.5	14.6	12.7	
Some chance	1.6	10.5	10.1	14.2	8.9	
Pretty good chance	2.8	5.2	7.3	6.2	5.3	
Very good chance	0.8	2.2	3.7	3.1	2.4	
N of Valid	247	229	218	226	920	
N of Miss	13	9	2	3	27	

Table 47: What are the chances you would be seen as cool if you: worked hard at school?

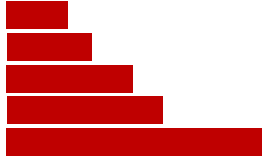
Response	6	8	10	12	Total	
No or very little chance	4.4	6.5	11.4	8.0	7.5	
Little chance	3.6	13.4	13.2	16.0	11.4	
Some chance	11.2	16.0	20.1	26.7	18.3	
Pretty good chance	21.3	23.4	24.2	24.0	23.2	
Very good chance	59.4	40.7	31.1	25.3	39.7	
N of Valid	249	231	219	225	924	
N of Miss	11	7	1	4	23	

Table 48: What are the chances you would be seen as cool if you: began drinking alcoholic beverages regularly, that is, at least once or twice a month?






Response	6	8	10	12	Total	
No or very little chance	84.8	65.4	47.9	44.7	61.3	
Little chance	7.8	17.7	18.7	20.4	16.0	
Some chance	2.9	5.2	15.1	16.4	9.7	
Pretty good chance	1.6	8.2	11.4	11.5	8.1	
Very good chance	2.9	3.5	6.8	7.1	5.0	
N of Valid	243	231	219	226	919	
N of Miss	17	7	1	3	28	

Table 49: What are the chances you would be seen as cool if you: defended someone who was being verbally abused at school?






Response	6	8	10	12	Total	
No or very little chance	20.3	15.5	18.3	15.6	17.5	
Little chance	7.3	12.5	14.2	16.9	12.6	
Some chance	13.0	21.1	23.4	25.8	20.6	
Pretty good chance	17.9	19.4	22.9	22.7	20.6	
Very good chance	41.5	31.5	21.1	19.1	28.7	
N of Valid	246	232	218	225	921	
N of Miss	14	6	2	4	26	

Table 50: What are the chances you would be seen as cool if you: smoked marijuana?






Response	6	8	10	12	Total	
No or very little chance	89.6	63.6	45.2	47.3	62.1	
Little chance	5.4	13.9	13.8	11.9	11.1	
Some chance	1.2	7.8	11.5	14.6	8.6	
Pretty good chance	1.7	6.5	13.8	11.9	8.3	
Very good chance	2.1	8.2	15.7	14.2	9.8	
N of Valid	241	231	217	226	915	
N of Miss	19	7	3	3	32	

Table 51: What are the chances you would be seen as cool if you: carried a handgun?






Response	6	8	10	12	Total	
No or very little chance	81.8	68.7	66.2	66.8	71.1	
Little chance	7.4	14.8	9.6	11.5	10.8	
Some chance	3.7	7.8	10.5	11.1	8.2	
Pretty good chance	2.1	4.3	7.3	4.9	4.6	
Very good chance	5.0	4.3	6.4	5.8	5.3	
N of Valid	242	230	219	226	917	
N of Miss	18	8	1	3	30	

Table 52: Think of your four best friends (the friends you feel closest to). In the past year (12 months), how many of your best friends have: participated in clubs, organizations or activities at school?






Response	6	8	10	12	Total	
0	15.4	11.4	15.0	11.6	13.4	
1	13.4	7.4	10.5	10.2	10.4	
2	17.5	17.5	15.0	19.6	17.4	
3	12.2	16.6	15.5	12.9	14.2	
4	41.5	47.2	44.1	45.8	44.6	
N of Valid	246	229	220	225	920	
N of Miss	14	9	0	4	27	

Table 53: Think of your four best friends (the friends you feel closest to). In the past year (12 months), how many of your best friends have: smoked cigarettes?






Response	6	8	10	12	Total	
0	91.5	74.1	61.2	55.8	71.3	
1	3.2	8.3	14.2	20.5	11.3	
2	2.4	9.6	9.6	12.5	8.4	
3	0.4	3.9	5.9	5.8	3.9	
4	2.4	3.9	9.1	5.4	5.1	
N of Valid	248	228	219	224	919	
N of Miss	12	10	1	5	28	

Table 54: Think of your four best friends (the friends you feel closest to). In the past year (12 months), how many of your best friends have: tried beer, wine or hard liquor (for example, vodka, whiskey, or gin) when their parents didn't know about it?






Response	6	8	10	12	Total	
0	83.7	55.5	41.7	34.2	54.5	
1	7.8	15.3	17.9	12.9	13.3	
2	3.3	8.3	10.1	19.6	10.1	
3	2.0	9.2	12.8	9.3	8.2	
4	3.3	11.8	17.4	24.0	13.8	
N of Valid	245	229	218	225	917	
N of Miss	15	9	2	4	30	

Table 55: Think of your four best friends (the friends you feel closest to). In the past year (12 months), how many of your best friends have: made a commitment to stay drug-free?






Response	6	8	10	12	Total	
0	11.1	20.3	34.6	36.2	25.1	
1	4.5	10.6	14.3	17.9	11.6	
2	4.1	11.0	10.6	12.1	9.3	
3	11.9	11.0	12.9	8.5	11.1	
4	68.3	47.1	27.6	25.4	42.8	
N of Valid	243	227	217	224	911	
N of Miss	17	11	3	5	36	

Table 56: Think of your four best friends (the friends you feel closest to). In the past year (12 months), how many of your best friends have: used marijuana?






Response	6	8	10	12	Total	
0	97.2	77.3	55.3	47.5	70.2	
1	1.6	9.2	13.0	16.6	9.9	
2	0.4	5.7	10.7	9.9	6.5	
3	0.0	3.9	7.9	12.6	5.9	
4	0.8	3.9	13.0	13.5	7.6	
N of Valid	246	229	215	223	913	
N of Miss	14	9	5	6	34	

Table 57: Think of your four best friends (the friends you feel closest to). In the past year (12 months), how many of your best friends have: used prescription drugs or non-prescription drugs for the purposes of getting high?






Response	6	8	10	12	Total	
0	92.7	84.9	75.7	69.6	81.0	
1	3.3	8.0	8.3	10.7	7.5	
2	1.2	3.6	6.9	8.0	4.8	
3	0.8	1.8	3.7	5.4	2.9	
4	2.0	1.8	5.5	6.2	3.8	
N of Valid	245	225	218	224	912	
N of Miss	15	13	2	5	35	

Table 58: Think of your four best friends (the friends you feel closest to). In the past year (12 months), how many of your best friends have: used synthetic marijuana (K2, spice) or bath salts?






Response	6	8	10	12	Total	
0	98.4	92.9	90.3	87.1	92.3	
1	0.4	4.0	3.2	5.8	3.3	
2	0.4	0.0	2.3	4.0	1.6	
3	0.0	1.8	1.4	1.8	1.2	
4	0.8	1.3	2.8	1.3	1.5	
N of Valid	245	224	217	224	910	
N of Miss	15	14	3	5	37	

Table 59: Think of your four best friends (the friends you feel closest to). In the past year (12 months), how many of your best friends have: used LSD, cocaine, amphetamines, or other illegal drugs?






Response	6	8	10	12	Total	
0	97.5	94.2	92.1	94.2	94.6	
1	1.7	2.7	3.2	2.2	2.4	
2	0.4	0.9	1.9	2.2	1.3	
3	0.0	1.3	0.9	0.9	0.8	
4	0.4	0.9	1.9	0.4	0.9	
N of Valid	241	226	216	223	906	
N of Miss	19	12	4	6	41	

Table 60: Think of your four best friends (the friends you feel closest to). In the past year (12 months), how many of your best friends have: tried to do well in school?






Response	6	8	10	12	Total	
0	2.5	1.7	4.1	4.4	3.2	
1	2.9	5.7	6.0	4.9	4.8	
2	4.1	9.1	11.0	13.3	9.3	
3	11.1	15.7	15.1	20.0	15.4	
4	79.5	67.8	63.8	57.3	67.4	
N of Valid	244	230	218	225	917	
N of Miss	16	8	2	4	30	

Table 61: Think of your four best friends (the friends you feel closest to). In the past year (12 months), how many of your best friends have: been suspended from school?






Response	6	8	10	12	Total	
0	60.2	47.5	58.1	67.1	58.3	
1	18.0	22.0	21.4	15.1	19.1	
2	8.2	12.6	9.8	7.6	9.5	
3	4.9	6.3	5.1	4.0	5.1	
4	8.6	11.7	5.6	6.2	8.0	
N of Valid	244	223	215	225	907	
N of Miss	16	15	5	4	40	

Table 62: Think of your four best friends (the friends you feel closest to). In the past year (12 months), how many of your best friends have: liked school?






Response	6	8	10	12	Total	
0	13.9	25.0	32.7	36.0	26.6	
1	8.6	17.1	10.6	13.3	12.4	
2	20.1	18.4	25.3	20.4	21.0	
3	20.1	14.5	15.7	12.0	15.6	
4	37.3	25.0	15.7	18.2	24.4	
N of Valid	244	228	217	225	914	
N of Miss	16	10	3	4	33	

Table 63: Think of your four best friends (the friends you feel closest to). In the past year (12 months), how many of your best friends have: carried a handgun?






Response	6	8	10	12	Total	
0	94.3	89.8	90.0	88.4	90.7	
1	3.3	6.2	4.1	3.6	4.3	
2	1.2	1.3	3.2	3.6	2.3	
3	0.8	1.8	0.9	1.3	1.2	
4	0.4	0.9	1.8	3.1	1.5	
N of Valid	245	225	219	225	914	
N of Miss	15	13	1	4	33	

Table 64: Think of your four best friends (the friends you feel closest to). In the past year (12 months), how many of your best friends have: sold illegal drugs?






Response	6	8	10	12	Total	
0	97.1	89.7	82.7	82.7	88.3	
1	1.2	4.0	9.3	6.7	5.2	
2	0.4	4.0	5.1	5.3	3.6	
3	0.4	0.9	0.9	1.8	1.0	
4	0.8	1.3	1.9	3.6	1.9	
N of Valid	242	224	214	225	905	
N of Miss	18	14	6	4	42	

Table 65: Think of your four best friends (the friends you feel closest to). In the past year (12 months), how many of your best friends have: regularly attended religious services?






Response	6	8	10	12	Total	
0	31.9	16.0	17.1	16.4	20.4	
1	5.2	10.7	12.0	13.8	10.4	
2	9.6	18.2	22.6	23.1	18.3	
3	14.0	19.1	21.7	17.3	18.0	
4	39.3	36.0	26.7	29.3	32.9	
N of Valid	229	225	217	225	896	
N of Miss	31	13	3	4	51	

Table 66: Think of your four best friends (the friends you feel closest to). In the past year (12 months), how many of your best friends have: stolen or tried to steal a motor vehicle such as a car or motorcycle?






Response	6	8	10	12	Total	
0	97.1	92.4	93.5	94.2	94.4	
1	2.4	3.6	3.2	1.3	2.6	
2	0.0	2.7	0.9	2.2	1.4	
3	0.0	0.0	1.9	1.3	0.8	
4	0.4	1.3	0.5	0.9	0.8	
N of Valid	245	225	216	225	911	
N of Miss	15	13	4	4	36	

Table 67: Think of your four best friends (the friends you feel closest to). In the past year (12 months), how many of your best friends have: been arrested?






Response	6	8	10	12	Total	
0	95.5	86.7	80.6	84.4	87.1	
1	3.7	5.3	9.7	8.4	6.7	
2	0.0	5.3	3.2	3.6	3.0	
3	0.4	1.3	2.8	2.2	1.6	
4	0.4	1.3	3.7	1.3	1.6	
N of Valid	245	226	216	225	912	
N of Miss	15	12	4	4	35	

Table 68: Think of your four best friends (the friends you feel closest to). In the past year (12 months), how many of your best friends have: dropped out of school?






Response	6	8	10	12	Total	
0	95.1	92.5	90.8	87.1	91.5	
1	3.3	4.0	5.5	8.0	5.1	
2	1.2	1.8	1.4	3.6	2.0	
3	0.0	0.4	1.4	0.4	0.5	
4	0.4	1.3	0.9	0.9	0.9	
N of Valid	246	226	217	225	914	
N of Miss	14	12	3	4	33	

Table 69: Think of your four best friends (the friends you feel closest to). In the past year (12 months), how many of your best friends have: been members of a gang?






Response	6	8	10	12	Total	
0	91.4	83.5	81.6	81.7	84.7	
1	4.5	6.2	5.5	4.5	5.2	
2	0.8	6.2	3.2	4.5	3.6	
3	0.4	0.4	2.3	5.4	2.1	
4	2.9	3.6	7.4	4.0	4.4	
N of Valid	244	224	217	224	909	
N of Miss	16	14	3	5	38	

Table 70: How old were you when you first: smoked marijuana?










Response	6	8	10	12	Total	
Never	98.8	86.7	66.7	60.9	78.8	
10 or younger	0.8	0.4	4.6	4.0	2.4	
11	0.4	4.0	2.3	1.3	2.0	
12	0.0	2.7	4.1	1.8	2.1	
13	0.0	4.9	5.5	4.9	3.7	
14	0.0	1.3	9.1	4.4	3.6	
15	0.0	0.0	6.8	3.6	2.5	
16	0.0	0.0	0.9	10.7	2.8	
17 or older	0.0	0.0	0.0	8.4	2.1	
N of Valid	247	225	219	225	916	
N of Miss	13	13	1	4	31	

Table 71: How old were you when you first: smoked a cigarette, even just a puff?










Response	6	8	10	12	Total	
Never	89.4	68.1	61.5	55.3	69.1	
10 or younger	6.9	11.8	13.3	11.5	10.8	
11	3.7	5.7	4.1	4.0	4.4	
12	0.0	5.2	5.5	6.2	4.1	
13	0.0	8.7	4.1	3.5	4.0	
14	0.0	0.4	5.5	4.9	2.6	
15	0.0	0.0	5.5	3.1	2.1	
16	0.0	0.0	0.5	6.6	1.7	
17 or older	0.0	0.0	0.0	4.9	1.2	
N of Valid	246	229	218	226	919	
N of Miss	14	9	2	3	28	

Table 72: How old were you when you first: had more than a sip or two of beer, wine or hard liquor (for example, vodka, whiskey, or gin)?










Response	6	8	10	12	Total	
Never	81.3	57.5	39.0	32.1	53.3	
10 or younger	11.8	12.8	14.2	9.8	12.1	
11	6.5	7.1	6.4	1.8	5.5	
12	0.4	8.0	10.1	8.0	6.5	
13	0.0	10.2	6.0	7.6	5.8	
14	0.0	4.0	10.1	6.2	4.9	
15	0.0	0.4	10.1	12.1	5.5	
16	0.0	0.0	4.1	13.8	4.4	
17 or older	0.0	0.0	0.0	8.5	2.1	
N of Valid	246	226	218	224	914	
N of Miss	14	12	2	5	33	

Table 73: How old were you when you first: began drinking alcoholic beverages regularly, that is, at least once or twice a month?










Response	6	8	10	12	Total	
Never	95.5	92.1	78.5	71.4	84.7	
10 or younger	0.8	0.4	3.2	1.8	1.5	
11	2.4	1.8	2.3	0.4	1.7	
12	1.2	0.4	1.8	1.3	1.2	
13	0.0	4.8	4.6	0.9	2.5	
14	0.0	0.4	3.7	3.1	1.7	
15	0.0	0.0	3.7	4.9	2.1	
16	0.0	0.0	2.3	8.9	2.7	
17 or older	0.0	0.0	0.0	7.1	1.7	
N of Valid	246	227	219	224	916	
N of Miss	14	11	1	5	31	

Table 74: How old were you when you first: used Daztrex?


Response	6	8	10	12	Total	
Never	100.0	100.0	100.0	100.0	100.0	
10 or younger	0.0	0.0	0.0	0.0	0.0	
11	0.0	0.0	0.0	0.0	0.0	
12	0.0	0.0	0.0	0.0	0.0	
13	0.0	0.0	0.0	0.0	0.0	
14	0.0	0.0	0.0	0.0	0.0	
15	0.0	0.0	0.0	0.0	0.0	
16	0.0	0.0	0.0	0.0	0.0	
17 or older	0.0	0.0	0.0	0.0	0.0	
N of Valid	232	223	215	225	895	
N of Miss	28	15	5	4	52	

Table 75: How old were you when you first: got suspended from school?

Response	6	8	10	12	Total	
Never	88.0	68.3	67.6	67.9	73.3	
10 or younger	8.0	10.1	6.8	7.6	8.2	
11	2.8	4.8	3.7	2.7	3.5	
12	0.8	9.7	4.6	4.9	4.9	
13	0.0	4.8	5.5	3.1	3.3	
14	0.4	1.8	8.7	3.6	3.5	
15	0.0	0.4	2.3	3.6	1.5	
16	0.0	0.0	0.9	4.0	1.2	
17 or older	0.0	0.0	0.0	2.7	0.7	
N of Valid	249	227	219	224	919	
N of Miss	11	11	1	5	28	

Table 76: How old were you when you first: got arrested?

Response	6	8	10	12	Total	
Never	99.2	94.7	90.4	91.0	94.0	
10 or younger	0.0	0.4	1.8	1.3	0.9	
11	0.8	0.0	0.5	0.0	0.3	
12	0.0	1.3	0.9	0.9	0.8	
13	0.0	3.1	0.9	0.9	1.2	
14	0.0	0.0	2.7	0.0	0.7	
15	0.0	0.4	1.8	1.3	0.9	
16	0.0	0.0	0.9	0.9	0.4	
17 or older	0.0	0.0	0.0	3.6	0.9	
N of Valid	246	225	219	223	913	
N of Miss	14	13	1	6	34	

Table 77: How old were you when you first: carried a handgun?










Response	6	8	10	12	Total	
Never	92.3	91.2	91.8	89.7	91.3	
10 or younger	5.3	2.2	2.7	1.8	3.1	
11	2.0	3.5	0.5	0.4	1.6	
12	0.4	2.2	1.8	0.4	1.2	
13	0.0	0.9	0.5	0.9	0.5	
14	0.0	0.0	0.9	1.3	0.5	
15	0.0	0.0	0.9	1.3	0.5	
16	0.0	0.0	0.9	2.2	0.8	
17 or older	0.0	0.0	0.0	1.8	0.4	
N of Valid	247	228	219	223	917	
N of Miss	13	10	1	6	30	

Table 78: How old were you when you first: attacked someone with the idea of seriously hurting them?










Response	6	8	10	12	Total	
Never	86.2	81.4	74.9	78.2	80.4	
10 or younger	8.5	6.2	7.3	2.2	6.1	
11	3.6	3.5	1.4	2.2	2.7	
12	1.2	4.4	2.3	3.1	2.7	
13	0.0	2.7	4.1	4.0	2.6	
14	0.0	1.3	4.1	2.2	1.9	
15	0.0	0.0	4.1	1.3	1.3	
16	0.0	0.0	1.8	4.9	1.6	
17 or older	0.4	0.4	0.0	1.8	0.7	
N of Valid	247	226	219	225	917	
N of Miss	13	12	1	4	30	

Table 79: How old were you when you first: belonged to a gang?










Response	6	8	10	12	Total	
Never	95.5	92.4	94.5	88.9	92.9	
10 or younger	2.0	0.4	1.8	1.8	1.5	
11	2.0	0.9	0.9	0.4	1.1	
12	0.4	3.6	0.9	1.3	1.5	
13	0.0	1.8	0.0	2.2	1.0	
14	0.0	0.4	0.0	2.2	0.7	
15	0.0	0.4	0.9	0.4	0.4	
16	0.0	0.0	0.9	1.8	0.7	
17 or older	0.0	0.0	0.0	0.9	0.2	
N of Valid	246	225	219	225	915	
N of Miss	14	13	1	4	32	

Table 80: How wrong do you think it is for someone your age to: take a handgun to school?





Response	6	8	10	12	Total	
Very wrong	93.2	88.7	80.4	87.6	87.6	
Wrong	5.2	8.3	14.2	8.4	8.9	
A little bit wrong	0.8	1.7	2.7	2.2	1.8	
Not wrong at all	0.8	1.3	2.7	1.8	1.6	
N of Valid	249	230	219	225	923	
N of Miss	11	8	1	4	24	

Table 81: How wrong do you think it is for someone your age to: steal anything worth more than \$5?





Response	6	8	10	12	Total	
Very wrong	76.3	58.1	58.0	66.7	65.0	
Wrong	18.0	31.0	26.9	23.1	24.6	
A little bit wrong	4.5	10.0	10.5	9.3	8.5	
Not wrong at all	1.2	0.9	4.6	0.9	1.9	
N of Valid	245	229	219	225	918	
N of Miss	15	9	1	4	29	

Table 82: How wrong do you think it is for someone your age to: pick a fight with someone?





Response	6	8	10	12	Total	
Very wrong	61.4	47.4	40.7	52.4	50.8	
Wrong	22.4	29.6	34.3	28.9	28.6	
A little bit wrong	14.6	19.6	20.4	15.6	17.4	
Not wrong at all	1.6	3.5	4.6	3.1	3.2	
N of Valid	246	230	216	225	917	
N of Miss	14	8	4	4	30	

Table 83: How wrong do you think it is for someone your age to: attack someone with the idea of seriously hurting them?





Response	6	8	10	12	Total	
Very wrong	85.5	68.0	55.0	63.6	68.6	
Wrong	10.1	21.1	24.8	21.8	19.2	
A little bit wrong	2.8	9.6	12.8	9.8	8.6	
Not wrong at all	1.6	1.3	7.3	4.9	3.7	
N of Valid	248	228	218	225	919	
N of Miss	12	10	2	4	28	

Table 84: How wrong do you think it is for someone your age to: stay away from school all day when their parents think they are at school?





Response	6	8	10	12	Total	
Very wrong	89.1	67.7	49.3	56.7	66.4	
Wrong	7.7	21.8	30.4	24.6	20.7	
A little bit wrong	1.6	7.0	14.3	14.3	9.0	
Not wrong at all	1.6	3.5	6.0	4.5	3.8	
N of Valid	248	229	217	224	918	
N of Miss	12	9	3	5	29	

Table 85: How wrong do you think it is for someone your age to: drink beer, wine or hard liquor (for example, vodka, whiskey, or gin) regularly?





Response	6	8	10	12	Total	
Very wrong	88.0	65.9	46.8	43.9	62.1	
Wrong	9.2	17.5	26.9	21.5	18.4	
A little bit wrong	2.0	11.8	17.6	23.8	13.4	
Not wrong at all	0.8	4.8	8.8	10.8	6.1	
N of Valid	249	229	216	223	917	
N of Miss	11	9	4	6	30	

Table 86: How wrong do you think it is for someone your age to: smoke cigarettes?





Response	6	8	10	12	Total	
Very wrong	87.5	71.6	58.3	53.8	68.4	
Wrong	10.5	16.2	18.8	19.7	16.1	
A little bit wrong	0.4	8.7	12.8	15.7	9.2	
Not wrong at all	1.6	3.5	10.1	10.8	6.3	
N of Valid	248	229	218	223	918	
N of Miss	12	9	2	6	29	

Table 87: How wrong do you think it is for someone your age to: smoke marijuana?





Response	6	8	10	12	Total	
Very wrong	94.8	77.9	52.8	50.9	69.9	
Wrong	2.8	12.1	17.4	20.5	12.9	
A little bit wrong	0.4	5.6	16.1	13.8	8.7	
Not wrong at all	2.0	4.3	13.8	14.7	8.5	
N of Valid	248	231	218	224	921	
N of Miss	12	7	2	5	26	

Table 88: How wrong do you think it is for someone your age to: use prescription drugs or non-prescription drugs for the purpose of getting high?





Response	6	8	10	12	Total	
Very wrong	94.8	86.0	75.3	65.6	80.9	
Wrong	3.6	10.0	14.6	19.6	11.7	
A little bit wrong	0.8	2.2	5.9	9.8	4.6	
Not wrong at all	0.8	1.7	4.1	4.9	2.8	
N of Valid	248	229	219	224	920	
N of Miss	12	9	1	5	27	

Table 89: How wrong do you think it is for someone your age to: use synthetic marijuana (K2, spice) or bath salts?





Response	6	8	10	12	Total	
Very wrong	95.5	87.7	81.3	78.6	86.0	
Wrong	2.8	8.8	10.0	14.3	8.8	
A little bit wrong	0.8	3.1	3.2	4.0	2.7	
Not wrong at all	0.8	0.4	5.5	3.1	2.4	
N of Valid	246	228	219	224	917	
N of Miss	14	10	1	5	30	

Table 90: How wrong do you think it is for someone your age to: use LSD, cocaine, amphetamines or another illegal drug?





Response	6	8	10	12	Total	
Very wrong	96.0	89.5	87.6	89.3	90.7	
Wrong	2.4	7.5	6.0	8.5	6.0	
A little bit wrong	0.8	2.6	3.2	0.9	1.9	
Not wrong at all	0.8	0.4	3.2	1.3	1.4	
N of Valid	247	228	218	224	917	
N of Miss	13	10	2	5	30	

Table 91: At school during the past 12 months, did you receive help from the resource teacher, speech therapist or other special education teacher?



Response	6	8	10	12	Total	
No	77.6	85.4	87.8	91.8	85.4	
Yes	22.4	14.6	12.2	8.2	14.6	
N of Valid	228	213	196	208	845	
N of Miss	32	25	24	21	102	

Table 92: How many times in the past year (12 months) have you: been suspended from school?








Response	6	8	10	12	Total	
Never	90.8	81.5	83.0	83.9	85.0	
1 to 2 times	8.0	15.1	14.7	12.9	12.6	
3 to 5 times	0.8	1.7	1.4	2.7	1.6	
6 to 9 times	0.0	0.4	0.0	0.0	0.1	
10 to 19 times	0.0	0.4	0.0	0.0	0.1	
20 to 29 times	0.4	0.4	0.0	0.0	0.2	
30 to 39 times	0.0	0.0	0.0	0.0	0.0	
40+ times	0.0	0.4	0.9	0.4	0.4	
N of Valid	250	232	218	224	924	
N of Miss	10	6	2	5	23	

Table 93: How many times in the past year (12 months) have you: carried a handgun?









Response	6	8	10	12	Total	
Never	94.4	92.6	95.4	91.0	93.4	
1 to 2 times	2.0	2.6	0.9	2.7	2.1	
3 to 5 times	2.0	3.0	1.4	2.3	2.2	
6 to 9 times	0.8	0.4	0.9	0.9	0.8	
10 to 19 times	0.0	0.9	0.5	0.9	0.5	
20 to 29 times	0.0	0.0	0.0	0.5	0.1	
30 to 39 times	0.0	0.0	0.0	0.5	0.1	
40+ times	0.8	0.4	0.9	1.4	0.9	
N of Valid	248	230	218	222	918	
N of Miss	12	8	2	7	29	

Table 94: How many times in the past year (12 months) have you: sold illegal drugs?









Response	6	8	10	12	Total	
Never	100.0	98.3	94.0	91.4	96.1	
1 to 2 times	0.0	0.9	2.3	3.2	1.5	
3 to 5 times	0.0	0.4	1.4	0.9	0.7	
6 to 9 times	0.0	0.0	0.5	0.5	0.2	
10 to 19 times	0.0	0.0	0.5	0.0	0.1	
20 to 29 times	0.0	0.0	0.0	0.5	0.1	
30 to 39 times	0.0	0.0	0.9	0.5	0.3	
40+ times	0.0	0.4	0.5	3.2	1.0	
N of Valid	246	230	215	222	913	
N of Miss	14	8	5	7	34	

Table 95: How many times in the past year (12 months) have you: stolen or tried to steal a motor vehicle such as a car or motorcycle?






Response	6	8	10	12	Total	
Never	98.8	96.9	98.2	98.7	98.1	
1 to 2 times	1.2	2.2	0.5	0.4	1.1	
3 to 5 times	0.0	0.4	0.5	0.4	0.3	
6 to 9 times	0.0	0.0	0.5	0.0	0.1	
10 to 19 times	0.0	0.0	0.0	0.0	0.0	
20 to 29 times	0.0	0.0	0.0	0.0	0.0	
30 to 39 times	0.0	0.0	0.0	0.0	0.0	
40+ times	0.0	0.4	0.5	0.4	0.3	
N of Valid	246	229	217	223	915	
N of Miss	14	9	3	6	32	

Table 96: How many times in the past year (12 months) have you: participated in clubs, organizations or activities at school?









Response	6	8	10	12	Total	
Never	30.5	24.3	26.0	25.2	26.6	
1 to 2 times	29.3	25.7	13.0	13.1	20.6	
3 to 5 times	13.4	16.5	14.0	16.2	15.0	
6 to 9 times	9.8	12.2	7.0	5.0	8.5	
10 to 19 times	2.8	7.0	8.4	8.6	6.6	
20 to 29 times	2.4	4.8	5.1	3.2	3.8	
30 to 39 times	2.0	0.0	0.9	2.7	1.4	
40+ times	9.8	9.6	25.6	26.1	17.4	
N of Valid	246	230	215	222	913	
N of Miss	14	8	5	7	34	

Table 97: How many times in the past year (12 months) have you: been arrested?







Response	6	8	10	12	Total	
Never	100.0	95.2	92.7	95.5	96.0	
1 to 2 times	0.0	4.4	5.5	2.2	2.9	
3 to 5 times	0.0	0.0	1.4	0.9	0.5	
6 to 9 times	0.0	0.0	0.0	0.9	0.2	
10 to 19 times	0.0	0.0	0.0	0.4	0.1	
20 to 29 times	0.0	0.0	0.0	0.0	0.0	
30 to 39 times	0.0	0.0	0.0	0.0	0.0	
40+ times	0.0	0.4	0.5	0.0	0.2	
N of Valid	248	227	218	223	916	
N of Miss	12	11	2	6	31	

Table 98: How many times in the past year (12 months) have you: attacked someone with the idea of seriously hurting them?









Response	6	8	10	12	Total	
Never	87.4	82.1	80.7	85.7	84.1	
1 to 2 times	7.7	12.2	10.1	10.3	10.0	
3 to 5 times	2.4	2.6	2.3	2.2	2.4	
6 to 9 times	1.2	1.7	3.7	0.9	1.9	
10 to 19 times	0.0	0.9	0.5	0.4	0.4	
20 to 29 times	0.0	0.0	0.9	0.0	0.2	
30 to 39 times	0.4	0.0	0.5	0.4	0.3	
40+ times	0.8	0.4	1.4	0.0	0.7	
N of Valid	247	229	218	224	918	
N of Miss	13	9	2	5	29	

Table 99: How many times in the past year (12 months) have you: been drunk or high at school?









Response	6	8	10	12	Total	
Never	99.2	92.2	86.2	85.2	91.0	
1 to 2 times	0.8	6.5	5.5	6.7	4.8	
3 to 5 times	0.0	0.9	2.3	2.7	1.4	
6 to 9 times	0.0	0.4	0.5	1.3	0.5	
10 to 19 times	0.0	0.0	0.9	1.3	0.5	
20 to 29 times	0.0	0.0	1.4	0.9	0.5	
30 to 39 times	0.0	0.0	0.5	0.9	0.3	
40+ times	0.0	0.0	2.8	0.9	0.9	
N of Valid	247	230	218	223	918	
N of Miss	13	8	2	6	29	

Table 100: How many times in the past year (12 months) have you: taken a handgun to school?






Response	6	8	10	12	Total	
Never	100.0	98.7	98.6	97.8	98.8	
1 to 2 times	0.0	0.9	0.0	0.9	0.4	
3 to 5 times	0.0	0.0	0.0	0.0	0.0	
6 to 9 times	0.0	0.0	0.0	0.0	0.0	
10 to 19 times	0.0	0.0	0.0	0.4	0.1	
20 to 29 times	0.0	0.0	0.5	0.0	0.1	
30 to 39 times	0.0	0.0	0.0	0.0	0.0	
40+ times	0.0	0.4	0.9	0.9	0.5	
N of Valid	247	231	218	223	919	
N of Miss	13	7	2	6	28	

Table 101: Are you currently on probation, or assigned a probation officer with Juvenile Court?



Response	6	8	10	12	Total	
No	96.4	95.2	91.7	95.7	94.8	
Yes	3.6	4.8	8.3	4.3	5.2	
N of Valid	221	208	204	209	842	
N of Miss	39	30	16	20	105	

Table 102: Have you ever belonged to a gang?






Response	6	8	10	12	Total	
No	93.2	90.1	91.7	87.1	90.6	
No, but would like to	0.8	1.3	1.4	0.4	1.0	
Yes, in the past	3.6	5.6	4.1	4.0	4.3	
Yes, belong now	2.0	3.0	2.8	8.5	4.0	
Yes, but would like to get out	0.4	0.0	0.0	0.0	0.1	
N of Valid	250	232	217	224	923	
N of Miss	10	6	3	5	24	

Table 103: If you have ever belonged to a gang, did that gang have a name?

Response	6	8	10	12	Total
No	10.5	8.7	11.2	10.7	10.3
Yes	5.7	9.6	7.5	12.9	8.9
I have never belonged to a gang	83.8	81.7	81.3	76.3	80.9
N of Valid	247	230	214	224	915
N of Miss	13	8	6	5	32

Table 104: You are at a party at someone's house, and one of your friends offers you a drink containing alcohol. What would you say or do?

Response	6	8	10	12	Total
Drink it	6.5	19.3	31.3	36.2	22.8
Tell your friend, 'No thanks, I don't drink' and suggest that you and your friend go and do something else	40.4	39.9	27.6	22.6	32.9
Just say, 'No thanks' and walk away	36.3	28.1	34.1	36.7	33.8
Make up a good excuse, tell your friend you had something else to do, and leave	16.7	12.7	6.9	4.5	10.4
N of Valid	245	228	217	221	911
N of Miss	15	10	3	8	36

Table 105: How often do you attend religious services or activities?

Response	6	8	10	12	Total
Never	23.1	10.4	8.7	7.6	12.7
Rarely	14.3	16.5	23.9	21.1	18.8
1-2 Times a Month	9.7	14.8	14.7	15.2	13.5
About Once a Week or More	52.9	58.3	52.8	56.1	55.0
N of Valid	238	230	218	223	909
N of Miss	22	8	2	6	38

Table 106: I think sometimes it's okay to cheat at school.





Response	6	8	10	12	Total	
NO!	73.1	40.8	23.7	19.4	40.4	
no	20.5	37.3	39.1	37.8	33.3	
yes	5.2	18.4	31.2	33.3	21.4	
YES!	1.2	3.5	6.0	9.5	4.9	
N of Valid	249	228	215	222	914	
N of Miss	11	10	5	7	33	

Table 107: It is important to think before you act.





Response	6	8	10	12	Total	
NO!	3.6	3.5	2.8	1.4	2.9	
no	0.0	3.1	2.8	1.8	1.9	
yes	20.6	25.0	31.6	28.4	26.2	
YES!	75.7	68.4	62.8	68.5	69.1	
N of Valid	247	228	215	222	912	
N of Miss	13	10	5	7	35	

Table 108: Sometimes I think that life is not worth it.





Response	6	8	10	12	Total	
NO!	63.1	47.6	45.5	49.3	51.6	
no	18.6	22.7	23.9	25.6	22.6	
yes	10.6	18.2	18.8	18.7	16.5	
YES!	7.6	11.6	11.7	6.4	9.3	
N of Valid	236	225	213	219	893	
N of Miss	24	13	7	10	54	

Table 109: At times I think I am no good at all.





Response	6	8	10	12	Total	
NO!	46.5	37.9	39.0	33.5	39.4	
no	18.3	19.2	23.5	30.8	22.8	
yes	23.7	29.5	27.7	28.1	27.1	
YES!	11.6	13.4	9.9	7.7	10.7	
N of Valid	241	224	213	221	899	
N of Miss	19	14	7	8	48	

Table 110: All in all, I am inclined to think that I am a failure.





Response	6	8	10	12	Total	
NO!	68.1	53.3	60.3	55.0	59.3	
no	16.4	27.6	27.1	28.2	24.6	
yes	10.1	11.1	8.4	12.7	10.6	
YES!	5.5	8.0	4.2	4.1	5.5	
N of Valid	238	225	214	220	897	
N of Miss	22	13	6	9	50	

Table 111: In the past year, have you felt depressed or sad MOST days, even if you felt okay sometimes?





Response	6	8	10	12	Total	
NO!	36.4	27.8	31.6	25.8	30.5	
no	13.2	19.8	24.7	26.7	20.9	
yes	26.4	25.1	21.9	30.3	26.0	
YES!	24.0	27.3	21.9	17.2	22.7	
N of Valid	242	227	215	221	905	
N of Miss	18	11	5	8	42	

Table 112: It is all right to beat up people if they start the fight.





Response	6	8	10	12	Total	
NO!	46.7	29.5	23.0	26.7	31.9	
no	14.8	16.5	21.1	14.0	16.5	
yes	15.2	24.1	26.8	24.0	22.3	
YES!	23.4	29.9	29.1	35.3	29.3	
N of Valid	244	224	213	221	902	
N of Miss	16	14	7	8	45	

Table 113: I think it is okay to take something without asking if you can get away with it.





Response	6	8	10	12	Total	
NO!	85.9	64.6	54.2	62.0	67.2	
no	11.2	27.9	36.9	32.1	26.6	
yes	0.8	5.8	7.5	4.5	4.5	
YES!	2.1	1.8	1.4	1.4	1.7	
N of Valid	241	226	214	221	902	
N of Miss	19	12	6	8	45	

Table 114: Where do you get the most information about living a drug and alcohol free life? Parents/guardians





Response	6	8	10	12	Total	
All the time	64.4	51.8	54.2	45.9	54.3	
Most	17.2	25.4	16.4	24.3	20.8	
Some	7.5	12.9	15.4	18.5	13.5	
Very little	10.9	9.8	14.0	11.3	11.5	
N of Valid	239	224	214	222	899	
N of Miss	21	14	6	7	48	

Table 115: Where do you get the most information about living a drug and alcohol free life? Friends





Response	6	8	10	12	Total	
All the time	27.6	11.6	13.9	14.5	17.0	
Most	16.7	20.4	13.9	14.5	16.4	
Some	25.0	29.3	30.6	30.9	28.9	
Very little	30.7	38.7	41.6	40.0	37.6	
N of Valid	228	225	209	220	882	
N of Miss	32	13	11	9	65	

Table 116: Where do you get the most information about living a drug and alcohol free life? Family members





Response	6	8	10	12	Total	
All the time	55.1	42.9	38.3	31.5	42.2	
Most	21.8	27.7	24.4	25.2	24.7	
Some	13.7	19.2	20.1	25.2	19.5	
Very little	9.4	10.3	17.2	18.0	13.6	
N of Valid	234	224	209	222	889	
N of Miss	26	14	11	7	58	

Table 117: Where do you get the most information about living a drug and alcohol free life? School





Response	6	8	10	12	Total	
All the time	59.0	48.0	37.9	35.9	45.5	
Most	18.8	24.7	23.2	21.8	22.1	
Some	9.0	15.4	22.7	27.3	18.4	
Very little	13.2	11.9	16.1	15.0	14.0	
N of Valid	234	227	211	220	892	
N of Miss	26	11	9	9	55	

Table 118: Where do you get the most information about living a drug and alcohol free life? Internet





Response	6	8	10	12	Total	
All the time	22.0	9.4	11.1	13.2	14.0	
Most	15.0	10.7	9.6	9.1	11.2	
Some	15.4	24.6	23.1	27.4	22.6	
Very little	47.6	55.4	56.2	50.2	52.3	
N of Valid	227	224	208	219	878	
N of Miss	33	14	12	10	69	

Table 119: Where do you get the most information about living a drug and alcohol free life? TV





Response	6	8	10	12	Total	
All the time	27.0	13.8	11.5	17.6	17.6	
Most	13.0	13.4	13.4	14.5	13.6	
Some	23.5	34.4	31.1	31.7	30.1	
Very little	36.5	38.4	44.0	36.2	38.7	
N of Valid	230	224	209	221	884	
N of Miss	30	14	11	8	63	

Table 120: Where do you get the most information about living a drug and alcohol free life? Social media





Response	6	8	10	12	Total	
All the time	23.7	12.1	10.1	14.2	15.1	
Most	9.1	9.4	11.1	11.9	10.4	
Some	17.8	28.3	30.4	26.9	25.8	
Very little	49.3	50.2	48.3	47.0	48.7	
N of Valid	219	223	207	219	868	
N of Miss	41	15	13	10	79	

Table 121: How much do you think people risk harming themselves (physically or in other ways) if they: smoked one or more packs of cigarettes per day?


Response	6	8	10	12	Total	
No risk	24.5	12.8	10.6	6.0	13.6	
Slight risk	6.1	7.1	7.2	9.2	7.4	
Moderate risk	18.3	17.3	18.8	19.3	18.4	
Great risk	51.1	62.8	63.3	65.6	60.6	
N of Valid	229	226	207	218	880	
N of Miss	31	12	13	11	67	

Table 122: How much do you think people risk harming themselves (physically or in other ways) if they: try marijuana once or twice?


Response	6	8	10	12	Total	
No risk	26.1	19.3	30.1	27.8	25.7	
Slight risk	11.5	22.0	34.5	33.3	25.0	
Moderate risk	19.0	26.9	14.1	18.5	19.7	
Great risk	43.4	31.8	21.4	20.4	29.5	
N of Valid	226	223	206	216	871	
N of Miss	34	15	14	13	76	

Table 123: How much do you think people risk harming themselves (physically or in other ways) if they: smoke marijuana once or twice a week?


Response	6	8	10	12	Total	
No risk	26.0	16.4	24.3	20.0	21.6	
Slight risk	7.6	13.8	21.8	23.3	16.5	
Moderate risk	16.1	21.3	25.2	27.9	22.6	
Great risk	50.2	48.4	28.6	28.8	39.4	
N of Valid	223	225	206	215	869	
N of Miss	37	13	14	14	78	

Table 124: How much do you think people risk harming themselves (physically or in other ways) if they: take one or two drinks of an alcoholic beverage (beer, wine, liquor) nearly every day?





Response	6	8	10	12	Total	
No risk	25.1	16.4	17.5	8.7	17.0	
Slight risk	11.5	14.2	16.5	17.9	15.0	
Moderate risk	20.7	24.9	24.3	32.1	25.5	
Great risk	42.7	44.4	41.7	41.3	42.6	
N of Valid	227	225	206	218	876	
N of Miss	33	13	14	11	71	

Table 125: How much do you think people risk harming themselves (physically or in other ways) if they: have five or more drinks of an alcoholic beverage once or twice each weekend?





Response	6	8	10	12	Total	
No risk	24.2	12.8	15.1	7.4	15.0	
Slight risk	6.6	8.8	13.7	15.2	11.0	
Moderate risk	16.3	20.4	20.0	28.6	21.3	
Great risk	52.9	58.0	51.2	48.8	52.8	
N of Valid	227	226	205	217	875	
N of Miss	33	12	15	12	72	

Table 126: How much do you think people risk harming themselves (physically or in other ways) if they: use prescription drugs that are not prescribed to them?





Response	6	8	10	12	Total	
No risk	23.6	14.2	10.7	6.9	14.0	
Slight risk	4.4	7.5	6.8	7.4	6.5	
Moderate risk	8.9	11.1	18.0	21.2	14.7	
Great risk	63.1	67.3	64.4	64.5	64.8	
N of Valid	225	226	205	217	873	
N of Miss	35	12	15	12	74	

Table 127: How much do you think people risk harming themselves (physically or in other ways) if they: use non-prescription drugs to get high?


Response	6	8	10	12	Total	
No risk	24.3	12.4	10.2	5.5	13.3	
Slight risk	3.1	8.0	8.7	5.1	6.2	
Moderate risk	4.9	10.2	14.6	19.4	12.1	
Great risk	67.7	69.5	66.5	70.0	68.5	
N of Valid	226	226	206	217	875	
N of Miss	34	12	14	12	72	

Table 128: Have you ever used smokeless tobacco (chew, snuff, plug, dipping tobacco, or chewing tobacco)?


Response	6	8	10	12	Total	
Never	94.5	81.5	77.0	83.4	84.4	
Once or Twice	3.4	11.0	12.4	6.9	8.3	
Once in a while but not regularly	0.4	3.1	4.3	3.2	2.7	
Regularly in the past	0.8	2.2	1.9	1.4	1.6	
Regularly now	0.8	2.2	4.3	5.1	3.0	
N of Valid	236	227	209	217	889	
N of Miss	24	11	11	12	58	

Table 129: How often have you taken smokeless tobacco during the past 30 days?


Response	6	8	10	12	Total	
Not at all	97.9	90.7	90.4	91.2	92.6	
Once or twice	0.9	3.5	2.4	2.3	2.3	
Once or twice per week	0.4	2.6	1.4	0.9	1.4	
Three to five times per week	0.4	0.4	0.0	0.9	0.5	
About once a day	0.0	1.8	1.4	0.5	0.9	
More than once a day	0.4	0.9	4.3	4.2	2.4	
N of Valid	233	227	208	215	883	
N of Miss	27	11	12	14	64	

Table 130: Have you ever smoked cigarettes?






Response	6	8	10	12	Total	
Never	89.4	69.2	63.2	60.5	71.0	
Once or Twice	8.9	20.3	19.1	26.0	18.4	
Once in a while but not regularly	0.4	6.2	9.6	3.7	4.8	
Regularly in the past	0.8	4.0	1.9	4.2	2.7	
Regularly now	0.4	0.4	6.2	5.6	3.0	
N of Valid	236	227	209	215	887	
N of Miss	24	11	11	14	60	

Table 131: How frequently have you smoked cigarettes during the past 30 days?








Response	6	8	10	12	Total	
Not at all	97.4	94.7	83.6	84.7	90.4	
Less than one cigarette per day	1.7	4.0	7.7	8.8	5.4	
One to five cigarettes per day	0.4	0.9	5.3	2.8	2.3	
About one-half pack per day	0.0	0.0	1.9	2.3	1.0	
About one pack per day	0.0	0.0	1.4	0.9	0.6	
About one and one-half packs per day	0.0	0.0	0.0	0.5	0.1	
Two packs or more per day	0.4	0.4	0.0	0.0	0.2	
N of Valid	234	226	207	215	882	
N of Miss	26	12	13	14	65	

Table 132: Which statement best describes rules about smoking inside your home?






Response	6	8	10	12	Total	
Smoking is not allowed anywhere inside your home	62.7	63.0	62.8	72.0	65.1	
Smoking is allowed in some places and at some times	9.6	10.1	5.3	5.6	7.8	
Smoking is allowed anywhere inside the home	5.3	2.6	5.3	7.0	5.0	
There are no rules about smoking inside the home	5.7	7.9	9.2	8.4	7.8	
I don't know	16.7	16.3	17.4	7.0	14.4	
N of Valid	228	227	207	214	876	
N of Miss	32	11	13	15	71	

Table 133: Which statement best describes rules about smoking in your family cars?

Response	6	8	10	12	Total	
Smoking is never allowed in any car	63.8	56.8	50.7	60.7	58.2	
Smoking is allowed sometimes or in some cars	14.8	9.7	15.5	14.5	13.6	
Smoking is allowed in any car anytime	3.9	5.3	7.2	6.1	5.6	
There are no rules about smoking in the car	4.4	10.1	13.5	7.9	8.9	
We do not have a family car	0.0	1.8	1.9	2.8	1.6	
I don't know	13.1	16.3	11.1	7.9	12.2	
N of Valid	229	227	207	214	877	
N of Miss	31	11	13	15	70	

Table 134: During this school year, were you taught in any of your classes about the dangers of tobacco use?

Response	6	8	10	12	Total	
Strongly agree	49.8	36.7	23.0	15.9	31.7	
Agree	27.6	32.7	30.4	23.8	28.7	
Disagree	5.4	9.7	12.7	18.7	11.6	
Strongly disagree	7.2	6.6	18.6	22.4	13.5	
I don't know	10.0	14.2	15.2	19.2	14.6	
N of Valid	221	226	204	214	865	
N of Miss	39	12	16	15	82	

Table 135: During the past 12 months, have you participated in any community activities to discourage people your age from using cigarettes, chewing tobacco, snuff, dip or cigars?

Response	6	8	10	12	Total	
Strongly agree	24.1	19.6	11.3	9.8	16.3	
Agree	14.4	16.4	12.3	15.8	14.8	
Disagree	15.3	14.7	22.2	18.1	17.5	
Strongly disagree	20.4	32.0	35.0	38.1	31.3	
I don't know	25.9	17.3	19.2	18.1	20.1	
N of Valid	216	225	203	215	859	
N of Miss	44	13	17	14	88	

Table 136: Think back over the last two weeks. How many times have you had five or more alcoholic drinks in a row?


Response	6	8	10	12	Total	
None	96.9	92.4	87.8	82.7	90.1	
Once	1.8	5.3	3.9	6.5	4.4	
Twice	0.4	1.3	3.4	4.7	2.4	
3-5 times	0.4	0.9	2.4	3.3	1.7	
6-9 times	0.4	0.0	0.0	0.9	0.3	
10 or more times	0.0	0.0	2.4	1.9	1.0	
N of Valid	226	225	205	214	870	
N of Miss	34	13	15	15	77	

Table 137: During the past 30 days, how many times did you ride in a car or other vehicle driven by someone who had been drinking alcohol or using drugs to get high?


Response	6	8	10	12	Total	
0 times	83.0	77.6	80.0	79.5	80.0	
1 time	6.0	9.2	7.5	7.9	7.7	
2 or 3 times	5.5	7.9	7.0	5.1	6.4	
4 or 5 times	2.3	1.8	1.0	1.9	1.7	
6 or more times	3.2	3.5	4.5	5.6	4.2	
N of Valid	218	228	200	215	861	
N of Miss	42	10	20	14	86	

Table 138: During the past 30 days, how many times did you drive a car or other vehicle when you had been drinking alcohol or using drugs to get high?


Response	6	8	10	12	Total	
I did not drive a car in the past 30 days	42.9	48.2	35.3	26.4	38.5	
0 times	56.2	45.6	60.2	63.7	56.2	
1 time	0.9	2.2	2.0	4.7	2.4	
2 or 3 times	0.0	2.7	1.0	2.8	1.6	
4 or 5 times	0.0	0.9	1.0	0.0	0.5	
6 or more times	0.0	0.4	0.5	2.4	0.8	
N of Valid	219	226	201	212	858	
N of Miss	41	12	19	17	89	

Table 139: If you drank alcohol (not just a sip or taste) in the past year, how did you usually get it?











Response	6	8	10	12	Total	
I did not drink alcohol in the past year	89.9	76.8	63.9	52.1	70.7	
I bought it myself with a fake ID	0.0	0.4	0.5	0.5	0.4	
I bought it myself without a fake ID	0.0	0.0	0.0	0.0	0.0	
I got it from someone I know age 21 or older	1.4	7.1	11.9	23.5	11.0	
I got it from someone I know under age 21	0.0	3.6	3.0	3.8	2.6	
I got it from my brother or sister	0.0	0.4	2.0	1.9	1.1	
I got it from home with my parents' permission	1.9	2.7	4.5	5.2	3.5	
I got it from home without my parents' permission	0.0	1.8	3.0	0.9	1.4	
I got it from another relative	1.0	3.1	3.0	3.8	2.7	
A stranger bought it for me	0.0	0.0	0.5	1.4	0.5	
I took it from a store or shop	0.0	0.0	0.0	0.0	0.0	
Other	5.8	4.0	7.9	7.0	6.1	
N of Valid	207	224	202	213	846	
N of Miss	53	14	18	16	101	

Table 140: If you drank alcohol (not just a sip or taste) in the past year, where did you usually drink it?











Response	6	8	10	12	Total	
I did not drink alcohol in the past year	90.3	79.0	65.5	52.8	72.0	
at my home	4.8	7.1	7.5	10.4	7.5	
at someone else's home	1.9	9.4	17.0	25.9	13.5	
at an open area like a park, beach, field, back road, woods, or a street corner	1.4	2.7	6.5	5.2	3.9	
at a sporting event or concert	0.5	0.4	1.0	0.5	0.6	
at a restaurant, bar, or a nightclub	0.5	0.0	0.5	1.4	0.6	
at an empty building or a construction site	0.0	0.0	0.5	0.5	0.2	
at a hotel/motel	0.5	0.0	0.5	1.9	0.7	
in a car	0.0	0.9	1.0	0.9	0.7	
at school	0.0	0.4	0.0	0.5	0.2	
N of Valid	207	224	200	212	843	
N of Miss	53	14	20	17	104	

Table 141: How do you feel about someone your age having one or two drinks of an alcoholic beverage nearly every day?





Response	6	8	10	12	Total	
Neither approve nor disapprove	23.5	27.9	40.8	30.2	30.4	
Somewhat disapprove	4.7	12.2	14.4	15.8	11.8	
Strongly disapprove	53.5	41.9	30.3	38.1	41.1	
Don't know or can't say	18.3	18.0	14.4	15.8	16.7	
N of Valid	213	222	201	215	851	
N of Miss	47	16	19	14	96	

Table 142: On how many occasions have you had alcoholic beverages (beer, wine or hard liquor) to drink in your lifetime - more than just a few sips?








Response	6	8	10	12	Total	
0	89.5	73.1	55.4	45.2	66.2	
01/02/13	6.4	13.9	10.8	9.5	10.2	
03/05/13	1.8	7.2	8.8	15.7	8.3	
06/09/13	0.5	0.4	7.4	6.2	3.5	
10/19/13	0.0	2.7	6.9	8.6	4.4	
20-39	0.5	1.8	3.4	7.1	3.2	
40	1.4	0.9	7.4	7.6	4.2	
N of Valid	219	223	204	210	856	
N of Miss	41	15	16	19	91	

Table 143: On how many occasions have you drunk one of more drinks of an alcoholic beverage during the past 30 days?








Response	6	8	10	12	Total	
0	97.7	89.6	80.4	77.0	86.3	
01/02/13	0.9	8.1	5.9	11.7	6.7	
03/05/13	0.0	0.9	6.9	5.2	3.2	
06/09/13	0.0	1.4	1.0	2.8	1.3	
10/19/13	0.5	0.0	3.4	1.9	1.4	
20-39	0.0	0.0	0.0	0.5	0.1	
40	0.9	0.0	2.5	0.9	1.1	
N of Valid	219	221	204	213	857	
N of Miss	41	17	16	16	90	

Table 144: On how many occasions have you used marijuana (grass, pot) or hashish (hash, hash oil) in your lifetime?


Response	6	8	10	12	Total	
0	97.7	90.1	70.4	67.8	81.8	
01/02/13	1.4	3.2	9.9	7.5	5.4	
03/05/13	0.5	2.3	5.4	6.1	3.5	
06/09/13	0.0	1.8	2.5	2.3	1.6	
10/19/13	0.0	0.5	2.0	3.7	1.5	
20-39	0.0	1.4	2.5	2.8	1.6	
40	0.5	0.9	7.4	9.8	4.6	
N of Valid	217	222	203	214	856	
N of Miss	43	16	17	15	91	

Table 145: On how many occasions have you used marijuana (grass, pot) or hashish (hash, hash oil) during the past 30 days?


Response	6	8	10	12	Total	
0	99.1	95.9	87.2	85.5	92.0	
01/02/13	0.0	1.4	5.9	5.1	3.1	
03/05/13	0.0	1.8	1.5	2.8	1.5	
06/09/13	0.5	0.5	1.0	1.4	0.8	
10/19/13	0.0	0.0	3.0	0.9	0.9	
20-39	0.0	0.0	1.0	0.9	0.5	
40	0.5	0.5	0.5	3.3	1.2	
N of Valid	216	218	203	214	851	
N of Miss	44	20	17	15	96	

Table 146: On how many occasions have you used LSD or other psychedelics in your lifetime?


Response	6	8	10	12	Total	
0	99.5	98.6	99.0	99.5	99.2	
01/02/13	0.0	1.4	0.0	0.5	0.5	
03/05/13	0.0	0.0	0.5	0.0	0.1	
06/09/13	0.5	0.0	0.0	0.0	0.1	
10/19/13	0.0	0.0	0.0	0.0	0.0	
20-39	0.0	0.0	0.0	0.0	0.0	
40	0.0	0.0	0.5	0.0	0.1	
N of Valid	215	222	204	214	855	
N of Miss	45	16	16	15	92	

Table 147: On how many occasions have you used LSD or other psychedelics during the past 30 days?


Response	6	8	10	12	Total	
0	99.5	99.5	99.5	99.5	99.5	
01/02/13	0.0	0.5	0.5	0.5	0.4	
03/05/13	0.0	0.0	0.0	0.0	0.0	
06/09/13	0.0	0.0	0.0	0.0	0.0	
10/19/13	0.5	0.0	0.0	0.0	0.1	
20-39	0.0	0.0	0.0	0.0	0.0	
40	0.0	0.0	0.0	0.0	0.0	
N of Valid	215	219	204	215	853	
N of Miss	45	19	16	14	94	

Table 148: On how many occasions have you used cocaine or crack in your lifetime?


Response	6	8	10	12	Total	
0	100.0	99.5	98.5	98.1	99.1	
01/02/13	0.0	0.5	1.0	1.4	0.7	
03/05/13	0.0	0.0	0.0	0.5	0.1	
06/09/13	0.0	0.0	0.5	0.0	0.1	
10/19/13	0.0	0.0	0.0	0.0	0.0	
20-39	0.0	0.0	0.0	0.0	0.0	
40	0.0	0.0	0.0	0.0	0.0	
N of Valid	215	220	204	213	852	
N of Miss	45	18	16	16	95	

Table 149: On how many occasions have you used cocaine or crack during the past 30 days?


Response	6	8	10	12	Total	
0	100.0	99.5	100.0	99.1	99.6	
01/02/13	0.0	0.5	0.0	0.5	0.2	
03/05/13	0.0	0.0	0.0	0.5	0.1	
06/09/13	0.0	0.0	0.0	0.0	0.0	
10/19/13	0.0	0.0	0.0	0.0	0.0	
20-39	0.0	0.0	0.0	0.0	0.0	
40	0.0	0.0	0.0	0.0	0.0	
N of Valid	215	220	203	214	852	
N of Miss	45	18	17	15	95	

Table 150: On how many occasions have you sniffed glue, breathed the contents of an aerosol spray can, or inhaled other gases or sprays, in order to get high in your lifetime?


Response	6	8	10	12	Total	
0	95.8	90.0	91.2	94.9	93.0	
01/02/13	3.7	2.7	4.9	2.3	3.4	
03/05/13	0.0	2.7	1.5	1.9	1.5	
06/09/13	0.0	3.2	0.5	0.9	1.2	
10/19/13	0.5	0.9	0.0	0.0	0.4	
20-39	0.0	0.0	0.0	0.0	0.0	
40	0.0	0.5	2.0	0.0	0.6	
N of Valid	215	220	204	214	853	
N of Miss	45	18	16	15	94	

Table 151: On how many occasions have you sniffed glue, breathed the contents of an aerosol spray can, or inhaled other gases or sprays, in order to get high during the past 30 days?


Response	6	8	10	12	Total	
0	97.7	95.9	96.6	99.1	97.3	
01/02/13	1.9	2.7	2.0	0.0	1.6	
03/05/13	0.0	0.9	0.5	0.9	0.6	
06/09/13	0.5	0.0	0.0	0.0	0.1	
10/19/13	0.0	0.0	0.0	0.0	0.0	
20-39	0.0	0.5	0.5	0.0	0.2	
40	0.0	0.0	0.5	0.0	0.1	
N of Valid	215	220	204	214	853	
N of Miss	45	18	16	15	94	

Table 152: On how many occasions have you used Daztrex in your lifetime?


Response	6	8	10	12	Total	
0	100.0	100.0	100.0	100.0	100.0	
01/02/13	0.0	0.0	0.0	0.0	0.0	
03/05/13	0.0	0.0	0.0	0.0	0.0	
06/09/13	0.0	0.0	0.0	0.0	0.0	
10/19/13	0.0	0.0	0.0	0.0	0.0	
20-39	0.0	0.0	0.0	0.0	0.0	
40	0.0	0.0	0.0	0.0	0.0	
N of Valid	213	217	204	214	848	
N of Miss	47	21	16	15	99	

Table 153: On how many occasions have you used Daztrex during the past 30 days?


Response	6	8	10	12	Total	
0	100.0	100.0	100.0	100.0	100.0	
01/02/13	0.0	0.0	0.0	0.0	0.0	
03/05/13	0.0	0.0	0.0	0.0	0.0	
06/09/13	0.0	0.0	0.0	0.0	0.0	
10/19/13	0.0	0.0	0.0	0.0	0.0	
20-39	0.0	0.0	0.0	0.0	0.0	
40	0.0	0.0	0.0	0.0	0.0	
N of Valid	213	218	204	214	849	
N of Miss	47	20	16	15	98	

Table 154: On how many occasions have you used synthetic marijuana in your lifetime?







Response	6	8	10	12	Total	
0	99.1	97.3	91.2	93.5	95.3	
01/02/13	0.0	1.8	3.9	2.8	2.1	
03/05/13	0.5	0.5	2.0	2.3	1.3	
06/09/13	0.0	0.5	1.0	0.9	0.6	
10/19/13	0.0	0.0	1.0	0.5	0.4	
20-39	0.0	0.0	0.0	0.0	0.0	
40	0.5	0.0	1.0	0.0	0.4	
N of Valid	214	220	204	214	852	
N of Miss	46	18	16	15	95	

Table 155: On how many occasions have you used synthetic marijuana during the past 30 days?





Response	6	8	10	12	Total	
0	100.0	98.2	97.1	100.0	98.8	
01/02/13	0.0	1.4	2.0	0.0	0.8	
03/05/13	0.0	0.5	0.5	0.0	0.2	
06/09/13	0.0	0.0	0.0	0.0	0.0	
10/19/13	0.0	0.0	0.5	0.0	0.1	
20-39	0.0	0.0	0.0	0.0	0.0	
40	0.0	0.0	0.0	0.0	0.0	
N of Valid	212	220	204	214	850	
N of Miss	48	18	16	15	97	

Table 156: On how many occasions have you used methamphetamines (meth, speed, crank, crystal meth) in your lifetime?





Response	6	8	10	12	Total	
0	100.0	100.0	98.5	99.5	99.5	
01/02/13	0.0	0.0	0.0	0.5	0.1	
03/05/13	0.0	0.0	0.5	0.0	0.1	
06/09/13	0.0	0.0	0.0	0.0	0.0	
10/19/13	0.0	0.0	1.0	0.0	0.2	
20-39	0.0	0.0	0.0	0.0	0.0	
40	0.0	0.0	0.0	0.0	0.0	
N of Valid	212	221	204	213	850	
N of Miss	48	17	16	16	97	

Table 157: On how many occasions have you used methamphetamines (meth, speed, crank, crystal meth) in the past 30 days?



Response	6	8	10	12	Total	
0	99.5	100.0	100.0	100.0	99.9	
01/02/13	0.5	0.0	0.0	0.0	0.1	
03/05/13	0.0	0.0	0.0	0.0	0.0	
06/09/13	0.0	0.0	0.0	0.0	0.0	
10/19/13	0.0	0.0	0.0	0.0	0.0	
20-39	0.0	0.0	0.0	0.0	0.0	
40	0.0	0.0	0.0	0.0	0.0	
N of Valid	214	220	204	213	851	
N of Miss	46	18	16	16	96	

Table 158: On how many occasions have you used other chemical products (bath salts, plant food, etc.) in your lifetime?


Response	6	8	10	12	Total	
0	99.1	98.2	99.5	99.5	99.1	
01/02/13	0.5	0.5	0.5	0.0	0.4	
03/05/13	0.0	0.5	0.0	0.5	0.2	
06/09/13	0.5	0.0	0.0	0.0	0.1	
10/19/13	0.0	0.5	0.0	0.0	0.1	
20-39	0.0	0.0	0.0	0.0	0.0	
40	0.0	0.5	0.0	0.0	0.1	
N of Valid	212	220	204	212	848	
N of Miss	48	18	16	17	99	

Table 159: On how many occasions have you used other chemical products (bath salts, plant food, etc.) during the past 30 days?


Response	6	8	10	12	Total	
0	100.0	98.6	100.0	99.5	99.5	
01/02/13	0.0	0.5	0.0	0.5	0.2	
03/05/13	0.0	0.0	0.0	0.0	0.0	
06/09/13	0.0	0.0	0.0	0.0	0.0	
10/19/13	0.0	0.0	0.0	0.0	0.0	
20-39	0.0	0.5	0.0	0.0	0.1	
40	0.0	0.5	0.0	0.0	0.1	
N of Valid	213	220	204	213	850	
N of Miss	47	18	16	16	97	

Table 160: On how many occasions have you used heroin or other opiates in your lifetime?


Response	6	8	10	12	Total	
0	99.5	99.5	98.5	99.5	99.3	
01/02/13	0.0	0.5	0.0	0.5	0.2	
03/05/13	0.0	0.0	0.5	0.0	0.1	
06/09/13	0.0	0.0	0.5	0.0	0.1	
10/19/13	0.5	0.0	0.0	0.0	0.1	
20-39	0.0	0.0	0.0	0.0	0.0	
40	0.0	0.0	0.5	0.0	0.1	
N of Valid	213	220	204	212	849	
N of Miss	47	18	16	17	98	

Table 161: On how many occasions have you used heroin or other opiates during the past 30 days?

Response	6	8	10	12	Total	
0	100.0	99.5	99.0	100.0	99.6	
01/02/13	0.0	0.5	0.0	0.0	0.1	
03/05/13	0.0	0.0	1.0	0.0	0.2	
06/09/13	0.0	0.0	0.0	0.0	0.0	
10/19/13	0.0	0.0	0.0	0.0	0.0	
20-39	0.0	0.0	0.0	0.0	0.0	
40	0.0	0.0	0.0	0.0	0.0	
N of Valid	214	220	203	212	849	
N of Miss	46	18	17	17	98	

Table 162: On how many occasions have you used MDMA ('X', 'E', or ecstasy) in your lifetime?

Response	6	8	10	12	Total	
0	100.0	98.6	97.5	98.1	98.6	
01/02/13	0.0	0.9	0.5	0.5	0.5	
03/05/13	0.0	0.5	0.5	0.9	0.5	
06/09/13	0.0	0.0	1.0	0.5	0.4	
10/19/13	0.0	0.0	0.0	0.0	0.0	
20-39	0.0	0.0	0.0	0.0	0.0	
40	0.0	0.0	0.5	0.0	0.1	
N of Valid	213	218	204	212	847	
N of Miss	47	20	16	17	100	

Table 163: On how many occasions have you used MDMA ('X', 'E', or ecstasy) during the past 30 days?

Response	6	8	10	12	Total	
0	99.5	99.5	99.5	99.5	99.5	
01/02/13	0.0	0.5	0.5	0.5	0.4	
03/05/13	0.0	0.0	0.0	0.0	0.0	
06/09/13	0.0	0.0	0.0	0.0	0.0	
10/19/13	0.5	0.0	0.0	0.0	0.1	
20-39	0.0	0.0	0.0	0.0	0.0	
40	0.0	0.0	0.0	0.0	0.0	
N of Valid	211	217	204	211	843	
N of Miss	49	21	16	18	104	

Table 164: On how many occasions have you taken prescription drugs (such as Valium, Xanax, Ritalin, Adderall, OxyContin, Darvocet, or sleeping pills) not prescribed to you in your lifetime?








Response	6	8	10	12	Total	
0	98.6	95.9	89.2	86.7	92.7	
01/02/13	0.9	1.8	2.5	1.9	1.8	
03/05/13	0.0	0.5	3.0	4.8	2.0	
06/09/13	0.0	0.5	0.5	2.4	0.8	
10/19/13	0.5	0.9	1.0	0.5	0.7	
20-39	0.0	0.0	1.0	0.5	0.4	
40	0.0	0.5	3.0	3.3	1.7	
N of Valid	212	220	203	210	845	
N of Miss	48	18	17	19	102	

Table 165: On how many occasions have you taken prescription drugs (such as Valium, Xanax, Ritalin, Adderall, OxyContin, Darvocet, or sleeping pills) not prescribed to you during the past 30 days?








Response	6	8	10	12	Total	
0	97.6	98.2	94.1	92.4	95.6	
01/02/13	0.9	1.4	2.0	2.4	1.7	
03/05/13	0.5	0.0	1.5	1.9	0.9	
06/09/13	0.5	0.0	1.5	1.4	0.8	
10/19/13	0.5	0.0	0.0	1.0	0.4	
20-39	0.0	0.5	0.5	1.0	0.5	
40	0.0	0.0	0.5	0.0	0.1	
N of Valid	212	218	203	210	843	
N of Miss	48	20	17	19	104	

Table 166: On how many occasions have you taken non-prescription medicines such as diet pills (for example, Dietac, Dexatrim or Prolamine), stay-awake pills (for example No-Doz, Vivarin, or Wake), or cough or cold medicines (robos, DXM, etc.) to get high in your lifetime?








Response	6	8	10	12	Total	
0	99.1	98.2	92.6	91.5	95.4	
01/02/13	0.0	0.9	2.5	1.9	1.3	
03/05/13	0.0	0.5	0.5	3.3	1.1	
06/09/13	0.0	0.0	1.5	1.4	0.7	
10/19/13	0.0	0.5	0.0	0.9	0.4	
20-39	0.5	0.0	0.5	0.5	0.4	
40	0.5	0.0	2.5	0.5	0.8	
N of Valid	212	220	203	211	846	
N of Miss	48	18	17	18	101	

Table 167: On how many occasions have you taken non-prescription medicines such as diet pills (for example, Dietac, Dexatrim or Prolamine), stay-awake pills (for example No-Doz, Vivarin, or Wake), or cough or cold medicines (robos, DXM, etc.) to get high during the past 30 days?





Response	6	8	10	12	Total	
0	99.5	99.5	95.5	96.7	97.9	
01/02/13	0.5	0.5	2.0	0.5	0.8	
03/05/13	0.0	0.0	0.5	2.4	0.7	
06/09/13	0.0	0.0	2.0	0.5	0.6	
10/19/13	0.0	0.0	0.0	0.0	0.0	
20-39	0.0	0.0	0.0	0.0	0.0	
40	0.0	0.0	0.0	0.0	0.0	
N of Valid	212	220	202	211	845	
N of Miss	48	18	18	18	102	

Table 168: On how many occasions have you been drunk or very high from drinking alcoholic beverages during the past 30 days?








Response	6	8	10	12	Total	
0	99.5	94.5	85.1	84.8	91.1	
01/02/13	0.5	3.2	5.4	6.2	3.8	
03/05/13	0.0	1.8	4.0	4.3	2.5	
06/09/13	0.0	0.5	3.0	2.4	1.4	
10/19/13	0.0	0.0	1.5	0.5	0.5	
20-39	0.0	0.0	0.5	0.5	0.2	
40	0.0	0.0	0.5	1.4	0.5	
N of Valid	213	219	202	210	844	
N of Miss	47	19	18	19	103	

Table 169: On how many occasions have you drunk flavored alcoholic beverages, sometimes called 'alcopops' (like Mike's Hard Lemonade, Smirnoff Ice, Bacardi Breezers, etc.) in your lifetime?








Response	6	8	10	12	Total	
0	95.3	83.5	69.3	58.3	76.8	
01/02/13	2.3	7.8	9.0	11.8	7.7	
03/05/13	1.9	4.1	7.5	11.4	6.2	
06/09/13	0.0	1.8	3.0	5.7	2.6	
10/19/13	0.5	1.4	4.0	4.7	2.6	
20-39	0.0	0.5	3.0	3.3	1.7	
40	0.0	0.9	4.0	4.7	2.4	
N of Valid	214	218	199	211	842	
N of Miss	46	20	21	18	105	

Table 170: On how many occasions have you drunk flavored alcoholic beverages, sometimes called 'alcopops' (like Mike's Hard Lemonade, Smirnoff Ice, Bacardi Breezers, etc.) during the past 30 days?








Response	6	8	10	12	Total	
0	97.7	90.4	88.2	83.4	90.0	
01/02/13	1.4	8.3	3.4	10.9	6.0	
03/05/13	0.9	0.0	4.9	2.8	2.1	
06/09/13	0.0	0.9	1.5	1.9	1.1	
10/19/13	0.0	0.5	1.0	0.0	0.4	
20-39	0.0	0.0	0.0	0.5	0.1	
40	0.0	0.0	1.0	0.5	0.4	
N of Valid	216	218	203	211	848	
N of Miss	44	20	17	18	99	

Table 171: If you used prescription drugs or over the counter drugs without a doctor telling you to use it or for the purpose of getting high, where did you get these drugs?












Response	6	8	10	12	Total	
I did not use prescription drugs or over the counter drugs to get high.	98.0	95.8	88.6	87.8	92.6	
I bought it or took it from a store or shop.	0.5	0.0	1.0	0.0	0.4	
I got it from my parents with permission.	0.5	0.9	1.6	1.0	1.0	
I got it from home without permission.	0.0	0.9	1.6	2.4	1.2	
I got it from a relative with permission.	0.5	0.5	0.5	0.0	0.4	
I got it from a relative without permission.	0.0	0.0	1.0	0.5	0.4	
I got it from a friends home with permission.	0.0	0.0	0.5	1.5	0.5	
I got it from a friends home without permission.	0.0	0.0	0.5	0.5	0.2	
I got it from a friend while at school.	0.0	0.0	0.5	1.0	0.4	
I got it from a friend while at a party.	0.5	0.0	1.0	1.5	0.7	
I got it from a friend, elsewhere	0.0	1.9	3.1	3.9	2.2	
N of Valid	200	215	193	205	813	
N of Miss	60	23	27	24	134	

Table 172: During the last month, about how many marijuana cigarettes, or the equivalent, did you smoke a day, on the average?


Response	6	8	10	12	Total	
None	99.5	93.5	84.5	83.0	90.2	
Less than 1 a day	0.5	1.9	4.7	5.3	3.0	
1 a day	0.0	3.2	1.6	1.9	1.7	
2-3 a day	0.0	0.9	4.1	5.3	2.6	
4-6 a day	0.0	0.0	3.1	1.9	1.2	
7-10 a day	0.0	0.0	1.6	1.0	0.6	
11 or more a day	0.0	0.5	0.5	1.5	0.6	
N of Valid	205	216	193	206	820	
N of Miss	55	22	27	23	127	

Table 173: How wrong do your friends feel it would be for YOU to: drink alcohol?

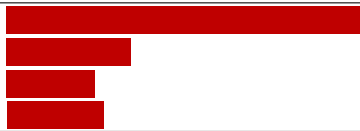
Response	6	8	10	12	Total	
Very wrong	83.8	59.2	44.6	39.0	56.8	
Wrong	10.3	20.2	19.5	21.5	17.9	
A little bit wrong	2.9	11.3	14.4	19.5	12.0	
Not wrong at all	2.9	9.4	21.5	20.0	13.3	
N of Valid	204	213	195	205	817	
N of Miss	56	25	25	24	130	

Table 174: How wrong do your friends feel it would be for YOU to: smoke tobacco?


Response	6	8	10	12	Total	
Very wrong	88.1	67.3	47.2	48.3	62.8	
Wrong	7.0	17.1	20.0	17.6	15.4	
A little bit wrong	3.5	7.1	15.4	16.6	10.6	
Not wrong at all	1.5	8.5	17.4	17.6	11.2	
N of Valid	201	211	195	205	812	
N of Miss	59	27	25	24	135	

Table 175: How wrong do your friends feel it would be for YOU to: smoke marijuana?


Response	6	8	10	12	Total	
Very wrong	89.6	70.5	42.6	46.3	62.4	
Wrong	6.5	10.0	20.5	15.1	12.9	
A little bit wrong	1.0	9.0	10.3	16.6	9.2	
Not wrong at all	3.0	10.5	26.7	22.0	15.4	
N of Valid	201	210	195	205	811	
N of Miss	59	28	25	24	136	

Table 176: How wrong do your friends feel it would be for YOU to: use prescription drugs not prescribed to you


Response	6	8	10	12	Total	
Very wrong	87.6	79.1	63.4	62.7	73.4	
Wrong	7.4	11.8	19.1	13.2	12.8	
A little bit wrong	2.0	4.7	7.7	11.3	6.4	
Not wrong at all	3.0	4.3	9.8	12.7	7.4	
N of Valid	202	211	194	204	811	
N of Miss	58	27	26	25	136	

Table 177: How wrong would most adults (over 21) in your neighborhood think it is for kids your age: to use marijuana?


Response	6	8	10	12	Total	
Very wrong	91.2	76.7	69.1	62.6	74.9	
Wrong	4.4	13.3	12.9	13.6	11.1	
A little bit wrong	3.9	5.2	12.4	12.6	8.5	
Not wrong at all	0.5	4.8	5.7	11.2	5.5	
N of Valid	204	210	194	206	814	
N of Miss	56	28	26	23	133	

Table 178: How wrong would most adults (over 21) in your neighborhood think it is for kids your age: to drink alcohol?





Response	6	8	10	12	Total	
Very wrong	86.2	66.7	62.7	55.8	67.9	
Wrong	8.9	15.2	15.0	14.6	13.4	
A little bit wrong	2.5	12.9	11.9	18.9	11.6	
Not wrong at all	2.5	5.2	10.4	10.7	7.1	
N of Valid	203	210	193	206	812	
N of Miss	57	28	27	23	135	

Table 179: How wrong would most adults (over 21) in your neighborhood think it is for kids your age: to smoke cigarettes?





Response	6	8	10	12	Total	
Very wrong	88.7	68.4	66.0	54.4	69.4	
Wrong	6.9	16.7	16.0	13.2	13.2	
A little bit wrong	2.5	9.1	10.3	18.1	10.0	
Not wrong at all	2.0	5.7	7.7	14.2	7.4	
N of Valid	203	209	194	204	810	
N of Miss	57	29	26	25	137	

Table 180: How much do each of the following statements describe your neighborhood? crime and/or drug selling





Response	6	8	10	12	Total	
NO!	79.2	68.2	60.7	58.8	66.8	
no	9.4	19.0	24.1	16.7	17.2	
yes	6.4	9.0	11.0	14.7	10.3	
YES!	5.0	3.8	4.2	9.8	5.7	
N of Valid	202	211	191	204	808	
N of Miss	58	27	29	25	139	

Table 181: How much do each of the following statements describe your neighborhood? fights





Response	6	8	10	12	Total	
NO!	66.3	55.9	56.8	59.8	59.7	
no	10.4	18.0	23.4	22.1	18.4	
yes	12.4	13.7	14.1	11.3	12.9	
YES!	10.9	12.3	5.7	6.9	9.0	
N of Valid	202	211	192	204	809	
N of Miss	58	27	28	25	138	

Table 182: How much do each of the following statements describe your neighborhood? lots of empty or abandoned buildings





Response	6	8	10	12	Total	
NO!	75.8	61.0	58.3	66.8	65.5	
no	14.6	21.4	31.2	18.8	21.4	
yes	4.5	11.9	7.8	9.4	8.5	
YES!	5.1	5.7	2.6	5.0	4.6	
N of Valid	198	210	192	202	802	
N of Miss	62	28	28	27	145	

Table 183: How much do each of the following statements describe your neighborhood? lots of graffiti





Response	6	8	10	12	Total	
NO!	78.7	71.0	68.4	71.8	72.5	
no	11.2	21.9	30.0	21.8	21.2	
yes	4.6	3.8	1.1	3.0	3.1	
YES!	5.6	3.3	0.5	3.5	3.3	
N of Valid	197	210	190	202	799	
N of Miss	63	28	30	27	148	

Table 184: I feel safe in my neighborhood.

Response	6	8	10	12	Total
NO!	17.1	11.3	8.9	4.4	10.4
no	7.5	8.9	8.3	6.9	7.9
yes	23.6	24.9	34.9	38.4	30.4
YES!	51.8	54.9	47.9	50.2	51.3
N of Valid	199	213	192	203	807
N of Miss	61	25	28	26	140

Table 185: If a kid smoked marijuana in your neighborhood would he or she be caught by the police?

Response	6	8	10	12	Total
NO!	27.7	27.4	24.6	27.8	26.9
no	18.1	33.7	47.6	52.7	38.3
yes	22.3	21.6	15.7	13.2	18.2
YES!	31.9	17.3	12.0	6.3	16.7
N of Valid	188	208	191	205	792
N of Miss	72	30	29	24	155

Table 186: If a kid drank some beer, wine or hard liquor (for example, vodka, whiskey, or gin) in your neighborhood would he or she be caught by the police?

Response	6	8	10	12	Total
NO!	29.3	31.2	29.5	29.9	30.0
no	23.9	34.6	46.8	54.9	40.3
yes	19.1	20.2	14.2	11.3	16.2
YES!	27.7	13.9	9.5	3.9	13.5
N of Valid	188	208	190	204	790
N of Miss	72	30	30	25	157

Table 187: If a kid carried a handgun in your neighborhood would he or she be caught by the police?





Response	6	8	10	12	Total	
NO!	26.3	26.7	26.2	22.1	25.3	
no	18.4	27.2	34.6	42.2	30.7	
yes	18.4	17.0	22.0	21.6	19.7	
YES!	36.8	29.1	17.3	14.2	24.3	
N of Valid	190	206	191	204	791	
N of Miss	70	32	29	25	156	

Table 188: If you wanted to get some cigarettes, how easy would it be for you to get some?





Response	6	8	10	12	Total	
Very hard	72.9	49.3	34.6	24.9	44.7	
Sort of hard	9.4	15.3	14.7	9.8	12.3	
Sort of easy	5.5	21.2	20.9	22.9	17.9	
Very easy	12.2	14.3	29.8	42.4	25.0	
N of Valid	181	203	191	205	780	
N of Miss	79	35	29	24	167	

Table 189: If you wanted to get some beer, wine or hard liquor (for example, vodka, whiskey, or gin), how easy would it be for you to get some?





Response	6	8	10	12	Total	
Very hard	70.2	47.3	30.4	23.5	42.2	
Sort of hard	12.2	16.3	17.3	16.7	15.7	
Sort of easy	4.4	17.2	20.4	26.5	17.5	
Very easy	13.3	19.2	31.9	33.3	24.6	
N of Valid	181	203	191	204	779	
N of Miss	79	35	29	25	168	

Table 190: If you wanted to get a drug like cocaine, LSD, or amphetamines, how easy would it be for you to get some?





Response	6	8	10	12	Total	
Very hard	89.9	81.4	75.0	63.4	77.0	
Sort of hard	4.5	11.3	14.1	19.0	12.5	
Sort of easy	1.7	3.4	5.7	7.8	4.7	
Very easy	3.9	3.9	5.2	9.8	5.8	
N of Valid	178	204	192	205	779	
N of Miss	82	34	28	24	168	

Table 191: If you wanted to get a handgun, how easy would it be for you to get one?





Response	6	8	10	12	Total	
Very hard	74.7	58.8	53.1	49.8	58.7	
Sort of hard	6.6	14.7	14.1	15.1	12.8	
Sort of easy	6.6	12.7	15.6	11.7	11.7	
Very easy	12.1	13.7	17.2	23.4	16.7	
N of Valid	182	204	192	205	783	
N of Miss	78	34	28	24	164	

Table 192: If you wanted to get some marijuana, how easy would it be for you to get some?





Response	6	8	10	12	Total	
Very hard	87.6	62.3	39.8	35.1	55.3	
Sort of hard	4.5	15.2	9.9	9.3	9.9	
Sort of easy	4.5	9.8	20.4	18.5	13.5	
Very easy	3.4	12.7	29.8	37.1	21.2	
N of Valid	177	204	191	205	777	
N of Miss	83	34	29	24	170	

Table 193: If you wanted to get prescription drugs for the purpose of getting high, how easy would it be for you to get some?


Response	6	8	10	12	Total	
Very hard	86.5	64.9	50.0	42.4	60.3	
Sort of hard	4.5	13.7	17.7	14.1	12.7	
Sort of easy	2.2	11.7	13.5	21.5	12.6	
Very easy	6.7	9.8	18.8	22.0	14.5	
N of Valid	178	205	192	205	780	
N of Miss	82	33	28	24	167	

Table 194: If you wanted to get synthetic marijuana such as K2 or chemical products such as bath salts to get high, how easy would it be for you to get some?


Response	6	8	10	12	Total	
Very hard	93.4	78.2	69.1	60.8	74.9	
Sort of hard	2.8	11.2	13.1	13.2	10.2	
Sort of easy	2.2	3.4	7.9	12.7	6.6	
Very easy	1.7	7.3	9.9	13.2	8.2	
N of Valid	181	206	191	204	782	
N of Miss	79	32	29	25	165	

Table 195: If you wanted to get steroids to enhance athletic performance, how easy would it be for you to get some?


Response	6	8	10	12	Total	
Very hard	88.2	75.4	71.9	65.2	74.8	
Sort of hard	6.7	11.8	12.5	14.2	11.5	
Sort of easy	1.1	5.9	8.9	11.3	6.9	
Very easy	3.9	6.9	6.8	9.3	6.8	
N of Valid	178	203	192	204	777	
N of Miss	82	35	28	25	170	

Table 196: During the past 12 months, have you participated in any alcohol prevention programs or seen any alcohol prevention messages in your school or community? Yes, a school-based program focused on preventing underage drinking and/or drinking and driving.



Response	6	8	10	12	Total	
No	70.8	74.4	73.6	84.3	75.6	
Yes	29.2	25.6	26.4	15.7	24.4	
N of Valid	260	238	220	229	947	
N of Miss	0	0	0	0	0	

Table 197: During the past 12 months, have you participated in any alcohol prevention programs or seen any alcohol prevention messages in your school or community? Yes, a community-based program focused on preventing underage drinking and/or drinking and driving (for example, through your church or temple or through youth groups like Boys and Girls Club or 4-H).



Response	6	8	10	12	Total	
No	91.5	91.2	95.9	96.1	93.6	
Yes	8.5	8.8	4.1	3.9	6.4	
N of Valid	260	238	220	229	947	
N of Miss	0	0	0	0	0	

Table 198: During the past 12 months, have you participated in any alcohol prevention programs or seen any alcohol prevention messages in your school or community? Yes, a media campaign addressing underage drinking and/or drinking and driving (for example, newspaper ads, posters, pamphlets, radio, TV).



Response	6	8	10	12	Total	
No	89.2	92.0	93.2	93.4	91.9	
Yes	10.8	8.0	6.8	6.6	8.1	
N of Valid	260	238	220	229	947	
N of Miss	0	0	0	0	0	

Table 199: During the past 12 months, have you participated in any alcohol prevention programs or seen any alcohol prevention messages in your school or community? No



Response	6	8	10	12	Total	
No	63.1	47.5	44.1	35.4	48.0	
Yes	36.9	52.5	55.9	64.6	52.0	
N of Valid	260	238	220	229	947	
N of Miss	0	0	0	0	0	

Table 200: How wrong do your parents feel it would be for YOU to: drink beer, wine or hard liquor (for example, vodka, whiskey or gin) regularly?





Response	6	8	10	12	Total	
Very wrong	94.7	83.0	76.2	70.6	80.9	
Wrong	3.2	10.5	14.5	18.1	11.7	
A little bit wrong	1.6	4.0	5.2	6.9	4.5	
Not wrong at all	0.5	2.5	4.1	4.4	2.9	
N of Valid	187	200	193	204	784	
N of Miss	73	38	27	25	163	

Table 201: How wrong do your parents feel it would be for YOU to: smoke tobacco?





Response	6	8	10	12	Total	
Very wrong	96.8	89.9	82.4	76.8	86.3	
Wrong	2.2	6.5	9.3	12.3	7.7	
A little bit wrong	0.5	2.5	4.1	5.4	3.2	
Not wrong at all	0.5	1.0	4.1	5.4	2.8	
N of Valid	186	199	193	203	781	
N of Miss	74	39	27	26	166	

Table 202: How wrong do your parents feel it would be for YOU to: smoke marijuana?





Response	6	8	10	12	Total	
Very wrong	96.7	89.9	83.3	78.3	86.9	
Wrong	1.6	7.1	7.8	9.9	6.7	
A little bit wrong	0.5	2.0	5.7	6.9	3.9	
Not wrong at all	1.1	1.0	3.1	4.9	2.6	
N of Valid	184	198	192	203	777	
N of Miss	76	40	28	26	170	

Table 203: How wrong do your parents feel it would be for YOU to: use prescription drugs not prescribed to you?





Response	6	8	10	12	Total	
Very wrong	97.8	91.9	89.1	80.9	89.7	
Wrong	1.1	6.1	6.2	8.3	5.5	
A little bit wrong	0.0	1.0	3.1	5.4	2.4	
Not wrong at all	1.1	1.0	1.6	5.4	2.3	
N of Valid	185	198	193	204	780	
N of Miss	75	40	27	25	167	

Table 204: How wrong do your parents feel it would be for YOU to: steal something worth more than \$5?





Response	6	8	10	12	Total	
Very wrong	89.1	88.4	85.9	85.2	87.1	
Wrong	9.2	9.5	11.5	10.8	10.3	
A little bit wrong	1.1	1.0	1.6	2.5	1.5	
Not wrong at all	0.5	1.0	1.0	1.5	1.0	
N of Valid	184	199	192	203	778	
N of Miss	76	39	28	26	169	

Table 205: How wrong do your parents feel it would be for YOU to: draw graffiti, write things, or draw pictures on buildings or other property (without the owner's permission)?





Response	6	8	10	12	Total	
Very wrong	91.4	89.4	83.9	79.4	85.9	
Wrong	5.4	6.0	9.8	14.2	9.0	
A little bit wrong	1.6	2.5	3.6	4.9	3.2	
Not wrong at all	1.6	2.0	2.6	1.5	1.9	
N of Valid	185	199	193	204	781	
N of Miss	75	39	27	25	166	

Table 206: How wrong do your parents feel it would be for YOU to: pick a fight with someone?





Response	6	8	10	12	Total	
Very wrong	77.7	71.4	61.7	71.9	70.6	
Wrong	10.9	18.1	23.8	19.2	18.1	
A little bit wrong	6.5	8.0	10.4	7.9	8.2	
Not wrong at all	4.9	2.5	4.1	1.0	3.1	
N of Valid	184	199	193	203	779	
N of Miss	76	39	27	26	168	

Table 207: During the past 12 months, have you talked with at least one of your parents about the dangers of underage drinking and/or drinking and driving? By parents, we mean either your biological parents, adoptive parents, stepparents, or adult guardians - whether or not they live with you.



Response	6	8	10	12	Total	
No	52.7	59.4	55.8	62.4	57.7	
Yes	47.3	40.6	44.2	37.6	42.3	
N of Valid	182	192	181	197	752	
N of Miss	78	46	39	32	195	

Table 208: The rules in my family are clear.





Response	6	8	10	12	Total	
NO!	9.1	6.6	4.7	3.0	5.8	
no	5.9	9.7	4.7	10.0	7.6	
yes	25.3	26.5	35.6	33.8	30.4	
YES!	59.7	57.1	55.0	53.2	56.2	
N of Valid	186	196	191	201	774	
N of Miss	74	42	29	28	173	

Table 209: People in my family often insult or yell at each other.





Response	6	8	10	12	Total	
NO!	41.9	27.2	23.8	23.5	29.0	
no	23.7	39.0	41.8	37.5	35.6	
yes	17.7	22.1	24.3	29.5	23.5	
YES!	16.7	11.8	10.1	9.5	11.9	
N of Valid	186	195	189	200	770	
N of Miss	74	43	31	29	177	

Table 210: When I am not at home, one of my parents knows where I am and who I am with.





Response	6	8	10	12	Total	
NO!	7.7	6.2	4.2	3.0	5.2	
no	3.8	5.2	6.9	8.5	6.1	
yes	18.0	27.5	34.9	44.0	31.4	
YES!	70.5	61.1	54.0	44.5	57.3	
N of Valid	183	193	189	200	765	
N of Miss	77	45	31	29	182	

Table 211: We argue about the same things in my family over and over.





Response	6	8	10	12	Total	
NO!	49.7	30.4	22.3	21.6	30.8	
no	28.4	37.6	33.5	34.2	33.5	
yes	7.7	18.0	29.3	32.2	22.0	
YES!	14.2	13.9	14.9	12.1	13.7	
N of Valid	183	194	188	199	764	
N of Miss	77	44	32	30	183	

Table 212: If you drank some beer or wine or liquor (for example, vodka, whiskey, or gin) without your parents' permission, would you be caught by your parents?

Response	6	8	10	12	Total	
NO!	16.7	15.7	18.0	15.6	16.5	
no	6.1	15.7	31.2	36.2	22.6	
yes	8.3	19.8	25.4	25.1	19.9	
YES!	68.9	48.7	25.4	23.1	41.0	
N of Valid	180	197	189	199	765	
N of Miss	80	41	31	30	182	

Table 213: My family has clear rules about alcohol and drug use.

Response	6	8	10	12	Total	
NO!	11.0	12.2	5.3	5.5	8.5	
no	4.4	9.7	8.4	13.6	9.1	
yes	14.3	24.0	33.2	35.7	27.0	
YES!	70.3	54.1	53.2	45.2	55.4	
N of Valid	182	196	190	199	767	
N of Miss	78	42	30	30	180	

Table 214: If you carried a handgun without your parents' permission, would you be caught by your parents?

Response	6	8	10	12	Total	
NO!	16.1	11.4	13.2	12.6	13.3	
no	1.7	9.3	18.0	17.6	11.8	
yes	8.3	16.6	22.2	26.6	18.7	
YES!	73.9	62.7	46.6	43.2	56.2	
N of Valid	180	193	189	199	761	
N of Miss	80	45	31	30	186	

Table 215: If you skipped school would you be caught by your parents?





Response	6	8	10	12	Total	
NO!	12.8	9.8	12.8	11.6	11.7	
no	3.4	10.9	23.4	34.7	18.4	
yes	12.8	22.3	28.2	24.6	22.1	
YES!	70.9	57.0	35.6	29.1	47.7	
N of Valid	179	193	188	199	759	
N of Miss	81	45	32	30	188	

Table 216: My parents ask if I've gotten my homework done.





Response	6	8	10	12	Total	
NO!	10.1	9.3	9.0	13.1	10.4	
no	2.2	6.7	14.8	21.1	11.4	
yes	14.5	29.0	34.9	33.7	28.3	
YES!	73.2	54.9	41.3	32.2	49.9	
N of Valid	179	193	189	199	760	
N of Miss	81	45	31	30	187	

Table 217: People in my family have serious arguments.





Response	6	8	10	12	Total	
NO!	54.4	38.1	27.7	32.3	37.9	
no	20.6	38.1	42.0	38.9	35.1	
yes	8.9	11.3	19.7	19.7	15.0	
YES!	16.1	12.4	10.6	9.1	12.0	
N of Valid	180	194	188	198	760	
N of Miss	80	44	32	31	187	

Table 218: Would your parents know if you did not come home on time?





Response	6	8	10	12	Total	
NO!	8.4	11.5	8.5	6.5	8.7	
no	8.4	6.2	13.2	13.6	10.4	
yes	14.0	24.0	39.7	36.2	28.7	
YES!	69.3	58.3	38.6	43.7	52.2	
N of Valid	179	192	189	199	759	
N of Miss	81	46	31	30	188	

Table 219: Have any of your brothers or sisters ever: drunk beer, wine or hard liquor (for example, vodka, whiskey or gin)?




Response	6	8	10	12	Total	
No	77.3	57.6	49.2	33.8	54.0	
Yes	21.0	38.7	48.6	61.2	42.9	
I don't have any brothers or sisters	1.7	3.7	2.2	5.0	3.2	
N of Valid	181	191	185	201	758	
N of Miss	79	47	35	28	189	

Table 220: Have any of your brothers or sisters ever: smoked marijuana?




Response	6	8	10	12	Total	
No	95.0	78.6	61.6	56.7	72.5	
Yes	3.4	17.6	36.2	38.3	24.3	
I don't have any brothers or sisters	1.7	3.7	2.2	5.0	3.2	
N of Valid	179	187	185	201	752	
N of Miss	81	51	35	28	195	

Table 221: Have any of your brothers or sisters ever: smoked cigarettes?




Response	6	8	10	12	Total	
No	83.8	65.3	58.9	52.7	64.8	
Yes	14.5	31.6	38.4	42.3	32.1	
I don't have any brothers or sisters	1.7	3.2	2.7	5.0	3.2	
N of Valid	179	190	185	201	755	
N of Miss	81	48	35	28	192	

Table 222: Have any of your brothers or sisters ever: taken a handgun to school?




Response	6	8	10	12	Total	
No	98.3	94.1	96.2	92.5	95.2	
Yes	0.0	2.1	1.6	3.0	1.7	
I don't have any brothers or sisters	1.7	3.7	2.2	4.5	3.1	
N of Valid	177	187	185	201	750	
N of Miss	83	51	35	28	197	

Table 223: Have any of your brothers or sisters ever: been suspended or expelled from school?




Response	6	8	10	12	Total	
No	81.6	60.6	62.4	61.2	66.2	
Yes	16.8	35.1	35.5	33.8	30.5	
I don't have any brothers or sisters	1.7	4.3	2.2	5.0	3.3	
N of Valid	179	188	186	201	754	
N of Miss	81	50	34	28	193	

Table 224: Have you changed homes in the past year (the last 12 months)?



Response	6	8	10	12	Total	
No	64.8	78.1	76.1	83.0	75.8	
Yes	35.2	21.9	23.9	17.0	24.2	
N of Valid	176	192	188	200	756	
N of Miss	84	46	32	29	191	

Table 225: How many times have you changed homes since kindergarten?






Response	6	8	10	12	Total	
Never	38.9	38.2	36.6	33.7	36.8	
1 or 2 times	28.0	28.8	28.5	24.1	27.3	
3 or 4 times	18.9	16.2	19.9	23.6	19.7	
5 or 6 times	7.4	8.9	7.5	8.5	8.1	
7 or more times	6.9	7.9	7.5	10.1	8.1	
N of Valid	175	191	186	199	751	
N of Miss	85	47	34	30	196	

Table 226: Have you changed schools (including changing from elementary to middle and middle to high school) in the past year?



Response	6	8	10	12	Total	
No	71.5	72.4	74.9	86.0	76.4	
Yes	28.5	27.6	25.1	14.0	23.6	
N of Valid	172	192	183	200	747	
N of Miss	88	46	37	29	200	

Table 227: How many times have you changed schools since kindergarten (including changing from elementary to middle and middle to high school)?






Response	6	8	10	12	Total	
Never	56.1	43.8	38.8	36.8	43.5	
1 or 2 times	19.3	25.5	21.3	13.9	19.9	
3 or 4 times	18.7	20.3	23.0	23.4	21.4	
5 or 6 times	4.7	4.2	10.4	16.4	9.1	
7 or more times	1.2	6.2	6.6	9.5	6.0	
N of Valid	171	192	183	201	747	
N of Miss	89	46	37	28	200	

Table 228: Has anyone in your family ever had severe alcohol or drug problems?



Response	6	8	10	12	Total	
No	72.0	64.0	58.2	55.0	61.9	
Yes	28.0	36.0	41.8	45.0	38.1	
N of Valid	168	186	184	200	738	
N of Miss	92	52	36	29	209	

Table 229: About how many adults (over 21) have you known personally who in the past year have: used marijuana, crack, cocaine, or other drugs?






Response	6	8	10	12	Total	
0	77.4	63.4	47.8	44.5	57.6	
1	13.1	16.8	15.2	14.0	14.8	
2	3.0	7.3	9.2	9.5	7.4	
03/04/13	1.2	5.8	8.7	11.0	6.9	
5	5.4	6.8	19.0	21.0	13.3	
N of Valid	168	191	184	200	743	
N of Miss	92	47	36	29	204	

Table 230: About how many adults (over 21) have you known personally who in the past year have: sold or dealt drugs?






Response	6	8	10	12	Total	
0	86.3	74.2	61.0	56.0	68.8	
1	6.0	12.6	11.5	12.5	10.8	
2	4.8	3.7	8.8	9.5	6.8	
03/04/13	1.2	5.3	5.5	9.0	5.4	
5	1.8	4.2	13.2	13.0	8.2	
N of Valid	168	190	182	200	740	
N of Miss	92	48	38	29	207	

Table 231: About how many adults (over 21) have you known personally who in the past year have: done other things that could get them in trouble with the police, like stealing, selling stolen goods, mugging or assaulting others, etc.?






Response	6	8	10	12	Total	
0	81.7	67.4	59.6	59.0	66.4	
1	7.7	15.3	14.2	11.5	12.3	
2	4.1	7.9	9.3	8.0	7.4	
03/04/13	3.0	3.7	4.9	6.5	4.6	
5	3.6	5.8	12.0	15.0	9.3	
N of Valid	169	190	183	200	742	
N of Miss	91	48	37	29	205	

Table 232: About how many adults (over 21) have you known personally who in the past year have: gotten drunk or high?






Response	6	8	10	12	Total	
0	62.0	44.2	31.7	30.0	41.3	
1	15.7	19.5	12.6	10.0	14.3	
2	8.4	6.3	12.0	7.5	8.5	
03/04/13	5.4	9.5	12.0	15.0	10.7	
5	8.4	20.5	31.7	37.5	25.2	
N of Valid	166	190	183	200	739	
N of Miss	94	48	37	29	208	

Table 233: Have you seen or heard information about underage drinking in the past 12 months from the following sources? Radio



Response	6	8	10	12	Total	
No	52.1	48.7	50.5	55.3	51.7	
Yes	47.9	51.3	49.5	44.7	48.3	
N of Valid	165	191	188	199	743	
N of Miss	95	47	32	30	204	

Table 234: Have you seen or heard information about underage drinking in the past 12 months from the following sources? TV.



Response	6	8	10	12	Total	
No	32.1	28.6	23.5	31.8	29.0	
Yes	67.9	71.4	76.5	68.2	71.0	
N of Valid	165	192	187	198	742	
N of Miss	95	46	33	31	205	

Table 235: Have you seen or heard information about underage drinking in the past 12 months from the following sources? Print. This includes information on underage drinking you may have seen in the newspaper, on a billboard, in pamphlets, on stickers, etc.



Response	6	8	10	12	Total	
No	53.3	47.9	40.2	52.0	48.3	
Yes	46.7	52.1	59.8	48.0	51.7	
N of Valid	165	190	189	200	744	
N of Miss	95	48	31	29	203	

Table 236: Have you seen or heard information about underage drinking in the past 12 months from the following sources? Website or social media? (Facebook, Myspace, website, etc.)



Response	6	8	10	12	Total	
No	48.8	42.4	40.4	48.5	44.9	
Yes	51.2	57.6	59.6	51.5	55.1	
N of Valid	164	191	188	198	741	
N of Miss	96	47	32	31	206	

Table 237: The next questions ask about your opinions of the information you saw or heard. If you have seen or heard more than one ad, please think about your favorite ad when answering these questions. The information about underage drinking that I saw or heard was convincing.






Response	6	8	10	12	Total	
NO!	34.2	25.5	14.7	15.2	21.8	
no	8.9	14.1	19.0	18.7	15.5	
yes	14.6	22.3	38.0	32.3	27.3	
YES!	21.5	27.2	17.9	17.2	20.9	
I have not seen or heard any ads about underage drinking in the past 12 months.	20.9	10.9	10.3	16.7	14.5	
N of Valid	158	184	184	198	724	
N of Miss	102	54	36	31	223	

Table 238: The next questions ask about your opinions of the information you saw or heard. If you have seen or heard more than one ad, please think about your favorite ad when answering these questions. The information about underage drinking that I saw or heard grabbed my attention.






Response	6	8	10	12	Total	
NO!	30.6	19.9	15.1	11.6	18.7	
no	7.6	15.6	18.3	21.2	16.1	
yes	12.7	26.3	36.6	32.3	27.6	
YES!	26.8	26.3	18.8	17.2	22.0	
I have not seen or heard any ads about underage drinking in the past 12 months.	22.3	11.8	11.3	17.7	15.5	
N of Valid	157	186	186	198	727	
N of Miss	103	52	34	31	220	

Table 239: The next questions ask about your opinions of the information you saw or heard. If you have seen or heard more than one ad, please think about your favorite ad when answering these questions. The information about underage drinking that I saw or heard said something important to me.






Response	6	8	10	12	Total	
NO!	29.3	21.7	17.8	11.6	19.6	
no	7.6	17.4	18.9	21.7	16.9	
yes	10.8	20.1	34.1	34.8	25.7	
YES!	29.9	28.3	18.9	14.6	22.5	
I have not seen or heard any ads about underage drinking in the past 12 months.	22.3	12.5	10.3	17.2	15.3	
N of Valid	157	184	185	198	724	
N of Miss	103	54	35	31	223	

Table 240: The next questions ask about your opinions of the information you saw or heard. If you have seen or heard more than one ad, please think about your favorite ad when answering these questions. Seeing or hearing this information about underage drinking made me want to stop or decrease my drinking.










Response	6	8	10	12	Total	
NO!	29.1	23.2	19.7	12.8	20.7	
no	7.3	12.7	21.3	23.1	16.6	
yes	5.3	14.4	19.7	23.1	16.2	
YES!	21.9	27.1	22.4	19.0	22.5	
I have not seen or heard any ads about underage drinking in the past 12 months.	36.4	22.7	16.9	22.1	23.9	
N of Valid	151	181	183	195	710	
N of Miss	109	57	37	34	237	

Table 241: How honest were you in filling out this survey?

Response	6	8	10	12	Total	
I was very honest	87.8	82.2	74.9	77.9	80.4	
I was honest pretty much of the time	11.0	14.7	18.3	16.6	15.3	
I was honest some of the time	0.6	2.1	4.2	4.0	2.8	
I was honest once in a while	0.6	1.0	2.6	1.5	1.5	
I was not honest at all	0.0	0.0	0.0	0.0	0.0	
N of Valid	164	191	191	199	745	
N of Miss	96	47	29	30	202	