

2019 APNA

Arkansas Prevention Needs Assessment Survey

**Mississippi County
Tables**

Arkansas Department of Human Services,
Division of Aging, Adults, and Behavioral
Health Services
And
University of Arkansas at Little Rock
MidSOUTH Center for Prevention and Training

Contents

1 INTRODUCTION

11

2 PERCENTAGE TABLES

15

List of Frequency Distribution Tables

1	Gender	16
2	Age	16
3	Are you Hispanic or Latino?	16
4	What is your race? Black or African American	17
5	What is your race? Asian	17
6	What is your race? American Indian	17
7	What is your race? Alaska Native	17
8	What is your race? White	18
9	What is your race? Native Hawaiian or Other Pacific Islander	18
10	What is your race? Other	18
11	What is the highest level of schooling completed by your mother or father?	19
12	Think of where you live most of the time. Which of the following people live there with you? Mother	19
13	Think of where you live most of the time. Which of the following people live there with you? Stepmother	19
14	Think of where you live most of the time. Which of the following people live there with you? Foster Mother	20
15	Think of where you live most of the time. Which of the following people live there with you? Grandmother	20
16	Think of where you live most of the time. Which of the following people live there with you? Aunt	20
17	Think of where you live most of the time. Which of the following people live there with you? Father	20
18	Think of where you live most of the time. Which of the following people live there with you? Stepfather	21
19	Think of where you live most of the time. Which of the following people live there with you? Foster Father	21
20	Think of where you live most of the time. Which of the following people live there with you? Grandfather	21
21	Think of where you live most of the time. Which of the following people live there with you? Uncle	21
22	Think of where you live most of the time. Which of the following people live there with you? Other Adults	22
23	Think of where you live most of the time. Which of the following people live there with you? Brother(s)	22
24	Think of where you live most of the time. Which of the following people live there with you? Stepbrother(s)	22
25	Think of where you live most of the time. Which of the following people live there with you? Sister(s)	22
26	Think of where you live most of the time. Which of the following people live there with you? Stepsister(s)	23

27	Think of where you live most of the time. Which of the following people live there with you? Other Children	23
28	In my school, students have lots of chances to help decide things like class activities and rules.	23
29	Teachers ask me to work on special classroom projects.	23
30	My teacher(s) notices when I am doing a good job and lets me know about it.	24
31	There are lots of chances for students in my school to get involved in sports, clubs, and other school activities outside of class.	24
32	There are lots of chances for students in my school to talk with a teacher one-on-one.	24
33	I feel safe at my school.	25
34	The school lets my parents know when I have done something well.	25
35	My teachers praise me when I work hard in school.	25
36	Are your school grades better than the grades of most students in your class?	26
37	I have lots of chances to be part of class discussions or activities.	26
38	Now thinking back over the past year in school, how often did you: enjoy being in school?	26
39	Now thinking back over the past year in school, how often did you: hate being in school?	27
40	Now thinking back over the past year in school, how often did you: try to do your best work in school?	27
41	How often do you feel that the school work you are assigned is meaningful and important?	27
42	Putting them all together, what were your grades like last year?	28
43	How important do you think the things you are learning in school are going to be for your later life?	28
44	During the LAST FOUR WEEKS how many whole days of school have you missed because you skipped or "cut"?	28
45	What are the chances you would be seen as cool if you: smoked cigarettes?	29
46	What are the chances you would be seen as cool if you: worked hard at school?	29
47	What are the chances you would be seen as cool if you: began drinking alcoholic beverages regularly, that is, at least once or twice a month?	29
48	What are the chances you would be seen as cool if you: defended someone who was being bullied?	30
49	What are the chances you would be seen as cool if you: smoked marijuana?	30
50	What are the chances you would be seen as cool if you: carried a handgun?	30
51	What are the chances you would be seen as cool if you: used e-cigarettes, e-cigars or e-hookahs (vaping)?	31

52	What are the chances you would be seen as cool if you: bullied someone or cyber bullied someone?	31
53	Think of your four best friends (the friends you feel closest to). In the past year (12 months), how many of your best friends have: participated in clubs, organizations or activities at school?	31
54	Think of your four best friends (the friends you feel closest to). In the past year (12 months), how many of your best friends have: smoked cigarettes?	32
55	Think of your four best friends (the friends you feel closest to). In the past year (12 months), how many of your best friends have: tried beer, wine or hard liquor (for example, vodka, whiskey, or gin) when their parents didn't know about it?	32
56	Think of your four best friends (the friends you feel closest to). In the past year (12 months), how many of your best friends have: used e-cigarettes, e-cigars, or e-hookahs?	32
57	Think of your four best friends (the friends you feel closest to). In the past year (12 months), how many of your best friends have: used marijuana?	33
58	Think of your four best friends (the friends you feel closest to). In the past year (12 months), how many of your best friends have: used prescription drugs or non-prescription drugs for the purpose of getting high?	33
59	Think of your four best friends (the friends you feel closest to). In the past year (12 months), how many of your best friends have: used synthetic marijuana (K2, spice) or bath salts?	33
60	Think of your four best friends (the friends you feel closest to). In the past year (12 months), how many of your best friends have: used LSD, cocaine, amphetamines, or other illegal drugs?	34
61	Think of your four best friends (the friends you feel closest to). In the past year (12 months), how many of your best friends have: been bullied?	34
62	Think of your four best friends (the friends you feel closest to). In the past year (12 months), how many of your best friends have: been suspended from school?	34
63	Think of your four best friends (the friends you feel closest to). In the past year (12 months), how many of your best friends have: carried a handgun?	35
64	Think of your four best friends (the friends you feel closest to). In the past year (12 months), how many of your best friends have: sold illegal drugs?	35
65	Think of your four best friends (the friends you feel closest to). In the past year (12 months), how many of your best friends have: regularly attended religious services?	35

66	Think of your four best friends (the friends you feel closest to). In the past year (12 months), how many of your best friends have: stolen or tried to steal a motor vehicle such as a car or motorcycle?	36
67	Think of your four best friends (the friends you feel closest to). In the past year (12 months), how many of your best friends have: been arrested?	36
68	Think of your four best friends (the friends you feel closest to). In the past year (12 months), how many of your best friends have: dropped out of school?	36
69	Think of your four best friends (the friends you feel closest to). In the past year (12 months), how many of your best friends have: been members of a gang?	37
70	How old were you when you first: smoked marijuana?	37
71	How old were you when you first: smoked a cigarette, even just a puff?	38
72	How old were you when you first: had more than a sip or two of beer, wine or hard liquor (for example, vodka, whiskey, or gin)?	38
73	How old were you when you first: began drinking alcoholic beverages regularly, that is, at least once or twice a month?	39
74	How old were you when you first: used Pegaramide (peg, Peggy)?	39
75	How old were you when you first: got suspended from school?	40
76	How old were you when you first: got arrested?	40
77	How old were you when you first: carried a handgun?	41
78	How old were you when you first: used e-cigarettes, e-cigars, or e-hookahs (vaping)?	41
79	How old were you when you first: belonged to a gang?	42
80	How old were you when you first: used prescription drugs not prescribed to you?	42
81	How wrong do you think it is for someone your age to: take a handgun to school?	43
82	How wrong do you think it is for someone your age to: steal anything?	43
83	How wrong do you think it is for someone your age to: pick a fight with someone?	43
84	How wrong do you think it is for someone your age to: attack someone with the idea of seriously hurting them?	44
85	How wrong do you think it is for someone your age to: stay away from school all day when their parents think they are at school?	44
86	How wrong do you think it is for someone your age to: drink beer, wine or hard liquor (for example, vodka, whiskey, or gin) regularly?	44
87	How wrong do you think it is for someone your age to: smoke cigarettes?	45
88	How wrong do you think it is for someone your age to: smoke marijuana?	45

89	How wrong do you think it is for someone your age to: use prescription drugs or non-prescription drugs for the purpose of getting high?	45
90	How wrong do you think it is for someone your age to: use synthetic marijuana (K2, spice) or bath salts?	46
91	How wrong do you think it is for someone your age to: use LSD, cocaine, amphetamines or another illegal drug?	46
92	How wrong do you think it is for someone your age to: use e-cigarettes, e-cigars or e-hookahs (vaping)?	46
93	At school during the past 12 months, did you receive help from the resource teacher, speech therapist or other special education teacher?	47
94	How many times in the past year (12 months) have you: been suspended from school?	47
95	How many times in the past year (12 months) have you: carried a handgun?	47
96	How many times in the past year (12 months) have you: sold illegal drugs?	48
97	How many times in the past year (12 months) have you: stolen or tried to steal a motor vehicle such as a car or motorcycle?	48
98	How many times in the past year (12 months) have you: participated in clubs, organizations or activities at school?	48
99	How many times in the past year (12 months) have you: been arrested?	49
100	How many times in the past year (12 months) have you: attacked someone with the idea of seriously hurting them?	49
101	How many times in the past year (12 months) have you: been drunk or high at school?	49
102	How many times in the past year (12 months) have you: taken a handgun to school?	50
103	How many times in the past year (12 months) have you: used e-cigarettes, e-cigars, or e-hookahs (vaping)?	50
104	Are you currently on probation, or assigned a probation officer with Juvenile Court?	50
105	Have you ever belonged to a gang?	51
106	If you have ever belonged to a gang, did that gang have a name?	51
107	You are at a party at someone's house, and one of your friends offers you a drink containing alcohol. What would you say or do?	51
108	How often do you attend religious services or activities?	52
109	I think sometimes it's okay to cheat at school.	52
110	It is important to think before you act.	52
111	Sometimes I think that life is not worth it.	53
112	At times I think I am no good at all.	53
113	All in all, I am inclined to think that I am a failure.	53
114	In the past year, have you felt depressed or sad MOST days, even if you felt okay sometimes?	54
115	It is all right to beat up people if they start the fight.	54

116	I think it is okay to take something without asking if you can get away with it.	54
117	Where do you get the most information about living a drug and alcohol free life? Parents/guardians	55
118	Where do you get the most information about living a drug and alcohol free life? Friends	55
119	Where do you get the most information about living a drug and alcohol free life? Family members	55
120	Where do you get the most information about living a drug and alcohol free life? School	56
121	Where do you get the most information about living a drug and alcohol free life? Internet	56
122	Where do you get the most information about living a drug and alcohol free life? TV	56
123	Where do you get the most information about living a drug and alcohol free life? Social media	57
124	How much do you think people risk harming themselves (physically or in other ways) if they: smoked one or more packs of cigarettes per day?	57
125	How much do you think people risk harming themselves (physically or in other ways) if they: try marijuana once or twice?	57
126	How much do you think people risk harming themselves (physically or in other ways) if they: smoke marijuana once or twice a week?	58
127	How much do you think people risk harming themselves (physically or in other ways) if they: take one or two drinks of an alcoholic beverage (beer, wine, liquor) nearly every day?	58
128	How much do you think people risk harming themselves (physically or in other ways) if they: have five or more drinks of an alcoholic beverage once or twice a weekend?	58
129	How much do you think people risk harming themselves (physically or in other ways) if they: use prescription drugs that are not prescribed to them?	59
130	How much do you think people risk harming themselves (physically or in other ways) if they: use non-prescription drugs to get high?	59
131	How much do you think people risk harming themselves (physically or in other ways) if they: use e-cigarettes, e-cigars, or e-hookahs?	59
132	Have you ever used smokeless tobacco (chew, snuff, plug, dipping tobacco, or chewing tobacco)?	60
133	How often have you used smokeless tobacco during the past 30 days?	60
134	Have you ever smoked cigarettes?	60
135	How frequently have you smoked cigarettes during the past 30 days?	61
136	Which statement best describes rules about smoking inside your home or your family cars?	61
137	Have you ever used e-cigarettes, e-cigars, or e-hookahs (vaping)?	61

138	How frequently have you used e-cigarettes, e-cigars, or e-hookahs (vaping)?	62
139	During this school year, were you taught in any of your classes about the dangers of tobacco use?	62
140	During the past 12 months, have you participated in any community activities to discourage people your age from using cigarettes, chewing tobacco, snuff, dip or cigars, e-cigarettes, e-cigars, or e-hookahs?	62
141	Think back over the last two weeks. How many times have you had five or more alcoholic drinks in a row?	63
142	During the past 30 days, how many times did you ride in a car or other vehicle driven by someone who had been drinking alcohol or using drugs to get high?	63
143	During the past 30 days, how many times did you drive a car or other vehicle when you had been drinking alcohol or using drugs to get high?	63
144	If you drank alcohol (not just a sip or taste) in the past year, where did you usually drink it?	64
145	How do you feel about someone your age having one or two drinks of an alcoholic beverage nearly every day?	64
146	On how many occasions have you had alcoholic beverages (beer, wine or hard liquor) to drink in your lifetime - more than just a few sips?	64
147	On how many occasions have you drunk one or more drinks of an alcoholic beverage during the past 30 days?	65
148	On how many occasions have you used marijuana (grass, pot) or hashish (hash, hash oil) in your lifetime?	65
149	On how many occasions have you used marijuana (grass, pot) or hashish (hash, hash oil) during the past 30 days?	65
150	On how many occasions have you used LSD or other psychedelics in your lifetime?	66
151	On how many occasions have you used LSD or other psychedelics during the past 30 days?	66
152	On how many occasions have you used cocaine or crack in your lifetime?	66
153	On how many occasions have you used cocaine or crack during the past 30 days?	67
154	On how many occasions have you sniffed glue, breathed the contents of an aerosol spray can, or inhaled other gases or sprays, in order to get high in your lifetime?	67
155	On how many occasions have you sniffed glue, breathed the contents of an aerosol spray can, or inhaled other gases or sprays, in order to get high during the past 30 days?	67
156	On how many occasions have you used Pegaramide (peg, Peggy, etc.) in your lifetime?	68

157	On how many occasions have you used Pegaramide (peg, Peggy, etc.) during the past 30 days?	68
158	On how many occasions have you used synthetic marijuana (K2, spice) in your lifetime?	68
159	On how many occasions have you used synthetic marijuana (K2, spice) during the past 30 days?	69
160	On how many occasions have you used methamphetamines (meth, speed, crank, crystal meth) in your lifetime?	69
161	On how many occasions have you used methamphetamines (meth, speed, crank, crystal meth) in the past 30 days?	69
162	On how many occasions have you used other chemical products (bath salts, plant food, etc.) in your lifetime?	70
163	On how many occasions have you used other chemical products (bath salts, plant food, etc.) during the past 30 days?	70
164	On how many occasions have you used heroin or other opiates in your lifetime?	70
165	On how many occasions have you used heroin or other opiates during the past 30 days?	71
166	On how many occasions have you used MDMA ('X', 'E', or ecstasy) in your lifetime?	71
167	On how many occasions have you used MDMA ('X', 'E', or ecstasy) during the past 30 days?	71
168	On how many occasions have you taken prescription drugs (such as Valium, Xanax, Ritalin, Adderall, OxyContin, Tramadol, or sleeping pills) not prescribed to you in your lifetime?	72
169	On how many occasions have you taken prescription drugs (such as Valium, Xanax, Ritalin, Adderall, OxyContin, Tramadol, or sleeping pills) not prescribed to you during the past 30 days?	72
170	On how many occasions have you taken non-prescription medicines such as diet pills (for example, Dietac, Dexatrim or Prolamine), stay-awake pills (for example No-Doz, Vivarin, or Wake), or cough or cold medicines (robos, DXM, etc.) to get high in your lifetime?	72
171	On how many occasions have you taken non-prescription medicines such as diet pills (for example, Dietac, Dexatrim or Prolamine), stay-awake pills (for example No-Doz, Vivarin, or Wake), or cough or cold medicines (robos, DXM, etc.) to get high during the past 30 days?	73
172	On how many occasions have you been drunk or very high from drinking alcoholic beverages during the past 30 days?	73
173	On how many occasions have you drunk flavored alcoholic beverages, sometimes called 'alcopops' (like Mike's Hard Lemonade, Smirnoff Ice, Bacardi Breezers, etc.) in your lifetime?	73
174	On how many occasions have you drunk flavored alcoholic beverages, sometimes called 'alcopops' (like Mike's Hard Lemonade, Smirnoff Ice, Bacardi Breezers, etc.) during the past 30 days?	74

175	If you smoked cigarettes (not just a puff or drag) in the past year, how did you usually get them?	74
176	If you used e-cigarettes, e-cigars, or e-hookahs (not just a puff or drag) in the past year, how did you usually get them? - I did not use e-cigarettes, e-cigars, or e-hookahs in the past year	75
177	If you used e-cigarettes, e-cigars, or e-hookahs (not just a puff or drag) in the past year, how did you usually get them? - I bought them in a store such as a convenience store, supermarket, discount store, or gas station	75
178	If you used e-cigarettes, e-cigars, or e-hookahs (not just a puff or drag) in the past year, how did you usually get them? - I got them on the Internet	75
179	If you used e-cigarettes, e-cigars, or e-hookahs (not just a puff or drag) in the past year, how did you usually get them? - I got them at a store that sells electronic cigarettes, such as a "vape shop"	75
180	If you used e-cigarettes, e-cigars, or e-hookahs (not just a puff or drag) in the past year, how did you usually get them? - I got them from a family member	76
181	If you used e-cigarettes, e-cigars, or e-hookahs (not just a puff or drag) in the past year, how did you usually get them? - I got them from a friend	76
182	If you used e-cigarettes, e-cigars, or e-hookahs (not just a puff or drag) in the past year, how did you usually get them? - A stranger got them for me	76
183	If you used e-cigarettes, e-cigars, or e-hookahs (not just a puff or drag) in the past year, how did you usually get them? - I took them from a store or shop	76
184	If you used e-cigarettes, e-cigars, or e-hookahs (not just a puff or drag) in the past year, how did you usually get them? - I got them some other way	77
185	If you used marijuana (grass, pot) (not just a puff or drag) in the past year, how did you usually get it? - I did not use marijuana (grass, pot) in the past year	77
186	If you used marijuana (grass, pot) (not just a puff or drag) in the past year, how did you usually get it? - I bought it myself	77
187	If you used marijuana (grass, pot) (not just a puff or drag) in the past year, how did you usually get it? - I got it from someone at school	77
188	If you used marijuana (grass, pot) (not just a puff or drag) in the past year, how did you usually get it? - I got it from someone with a medical marijuana card	78
189	If you used marijuana (grass, pot) (not just a puff or drag) in the past year, how did you usually get it? - I got it from my brother or sister	78

190	If you used marijuana (grass, pot) (not just a puff or drag) in the past year, how did you usually get it? - I got it from another relative	78
191	If you used marijuana (grass, pot) (not just a puff or drag) in the past year, how did you usually get it? - Other	78
192	If you drank alcohol (not just a sip or taste) in the past year, how did you usually get it?	79
193	If you used prescription drugs or over the counter drugs without a doctor telling you to use it or for the purpose of getting high, where did you get these drugs? - Did not use	79
194	If you used prescription drugs or over the counter drugs without a doctor telling you to use it or for the purpose of getting high, where did you get these drugs? - Bought or took from store or shop	80
195	If you used prescription drugs or over the counter drugs without a doctor telling you to use it or for the purpose of getting high, where did you get these drugs? - Got from parents with permission	80
196	If you used prescription drugs or over the counter drugs without a doctor telling you to use it or for the purpose of getting high, where did you get these drugs? - Got from home without permission	80
197	If you used prescription drugs or over the counter drugs without a doctor telling you to use it or for the purpose of getting high, where did you get these drugs? - Got from relative with permission	80
198	If you used prescription drugs or over the counter drugs without a doctor telling you to use it or for the purpose of getting high, where did you get these drugs? - Got from relative without permission	81
199	If you used prescription drugs or over the counter drugs without a doctor telling you to use it or for the purpose of getting high, where did you get these drugs? - Got from friend's home with permission	81
200	If you used prescription drugs or over the counter drugs without a doctor telling you to use it or for the purpose of getting high, where did you get these drugs? - Got from friend's home without permission	81
201	If you used prescription drugs or over the counter drugs without a doctor telling you to use it or for the purpose of getting high, where did you get these drugs? - Got from friend at school	81
202	If you used prescription drugs or over the counter drugs without a doctor telling you to use it or for the purpose of getting high, where did you get these drugs? - Got from friend at party	82
203	If you used prescription drugs or over the counter drugs without a doctor telling you to use it or for the purpose of getting high, where did you get these drugs? - Got from friend, elsewhere	82
204	If you used prescription drugs or over the counter drugs without a doctor telling you to use it or for the purpose of getting high, where did you get these drugs? - Got from internet sale	82
205	During the last month, about how many marijuana cigarettes, or the equivalent, did you smoke a day, on the average?	83

206	How wrong do your friends feel it would be for YOU to: have one or two drinks of an alcoholic beverage nearly every day?	83
207	How wrong do your friends feel it would be for YOU to: smoke tobacco?	83
208	How wrong do your friends feel it would be for YOU to: smoke marijuana?	84
209	How wrong do your friends feel it would be for YOU to: use prescription drugs not prescribed to you?	84
210	How wrong would most adults (over 21) in your neighborhood think it is for kids your age: to use marijuana?	84
211	How wrong would most adults (over 21) in your neighborhood think it is for kids your age: to drink alcohol?	85
212	How wrong would most adults (over 21) in your neighborhood think it is for kids your age: to smoke cigarettes?	85
213	How much do each of the following statements describe your neighborhood? crime and/or drug selling	85
214	How much do each of the following statements describe your neighborhood? fights	86
215	How much do each of the following statements describe your neighborhood? lots of empty or abandoned buildings	86
216	How much do each of the following statements describe your neighborhood? lots of graffiti	86
217	I feel safe in my neighborhood.	87
218	If a kid smoked marijuana in your neighborhood would he or she be caught by the police?	87
219	If a kid drank some beer, wine or hard liquor (for example, vodka, whiskey, or gin) in your neighborhood would he or she be caught by the police?	87
220	If a kid carried a handgun in your neighborhood would he or she be caught by the police?	88
221	If you wanted to get some cigarettes, how easy would it be for you to get some?	88
222	If you wanted to get some beer, wine or hard liquor (for example, vodka, whiskey, or gin), how easy would it be for you to get some?	88
223	If you wanted to get a drug like cocaine, LSD, or amphetamines, how easy would it be for you to get some?	89
224	If you wanted to get a handgun, how easy would it be for you to get one?	89
225	If you wanted to get some marijuana, how easy would it be for you to get some?	89
226	If you wanted to get prescription drugs for the purpose of getting high, how easy would it be for you to get some?	90
227	If you wanted to get synthetic marijuana such as K2 or chemical products such as bath salts to get high, how easy would it be for you to get some?	90

228	If you wanted to get steroids to use or to enhance athletic performance, how easy would it be for you to get some?	90
229	If you wanted to get e-cigarettes, e-cigars, or e-hookahs, how easy would it be for you to get some?	91
230	During the past 12 months, have you participated in any alcohol prevention programs or seen any alcohol prevention messages in your school or community? Yes, a school-based program focused on preventing underage drinking and/or drinking and driving.	91
231	During the past 12 months, have you participated in any alcohol prevention programs or seen any alcohol prevention messages in your school or community? Yes, a community-based program focused on preventing underage drinking and/or drinking and driving (for example, through your church or temple or through youth groups like Boys and Girls Club or 4-H).	91
232	During the past 12 months, have you participated in any alcohol prevention programs or seen any alcohol prevention messages in your school or community? Yes, a media campaign addressing underage drinking and/or drinking and driving (for example, newspaper ads, posters, pamphlets, radio, TV).	92
233	During the past 12 months, have you participated in any alcohol prevention programs or seen any alcohol prevention messages in your school or community? No	92
234	How wrong do your parents feel it would be for YOU to: have one or two drinks of an alcoholic beverage nearly every day?	92
235	How wrong do your parents feel it would be for YOU to: smoke tobacco?	92
236	How wrong do your parents feel it would be for YOU to: smoke marijuana?	93
237	How wrong do your parents feel it would be for YOU to: use prescription drugs not prescribed to you?	93
238	How wrong do your parents feel it would be for YOU to: steal something?	93
239	How wrong do your parents feel it would be for YOU to: draw graffiti, write things, or draw pictures on buildings or other property (without the owner's permission)?	94
240	How wrong do your parents feel it would be for YOU to: pick a fight with someone?	94
241	During the past 12 months, have you talked with at least one of your parents about the dangers of underage drinking and/or drinking and driving? By parents, we mean either your biological parents, adoptive parents, stepparents, or adult guardians - whether or not they live with you.	94
242	The rules in my family are clear.	95
243	People in my family have serious arguments about the same things, and often insult or yell at each other.	95

244	When I am not at home, one of my parents knows where I am and who I am with.	95
245	My family has clear rules about alcohol and drug use.	96
246	If you skipped school would you be caught by your parents?	96
247	My parents ask if I've gotten my homework done.	96
248	Would your parents know if you did not come home on time?	97
249	Do you know how to properly dispose of leftover prescription drugs?	97
250	Have any of your brothers or sisters ever: drunk beer, wine or hard liquor (for example, vodka, whiskey or gin)?	97
251	Have any of your brothers or sisters ever: smoked marijuana?	97
252	Have any of your brothers or sisters ever: smoked cigarettes?	98
253	Have any of your brothers or sisters ever: taken a handgun to school?	98
254	Have any of your brothers or sisters ever: been suspended or expelled from school?	98
255	Have any of your brothers or sisters ever: used e-cigarettes, e-cigars or e-hookahs (vaping)?	98
256	Have any of your brothers or sisters ever: used prescription drugs not prescribed to him/her?	99
257	Have you changed homes in the past year (the last 12 months)?	99
258	How many times have you changed homes since kindergarten?	99
259	Have you changed schools (including changing from elementary to middle and middle to high school) in the past year?	99
260	How many times have you changed schools since kindergarten (including changing from elementary to middle and middle to high school)?	100
261	Has anyone in your family ever had severe alcohol or drug problems?	100
262	About how many adults (over 21) have you known personally who in the past year have: used marijuana, crack, cocaine, or other drugs?	100
263	About how many adults (over 21) have you known personally who in the past year have: sold or dealt drugs?	101
264	About how many adults (over 21) have you known personally who in the past year have: done other things that could get them in trouble with the police, like stealing, selling stolen goods, mugging or assaulting others, etc.?	101
265	About how many adults (over 21) have you known personally who in the past year have: gotten drunk or high?	101
266	How honest were you in filling out this survey?	102

List of Figures

1	Grade Chart	12
2	Gender Chart	13
3	Age Chart	14

1 INTRODUCTION

This report was generated from data collected on the *2019 Arkansas Prevention Needs Assessment Student Survey*. This report contains basic frequency tables of all data collected and graphs on the selected demographic variables of grade, gender and age.

Questions regarding the information found in this report can be directed to:

International Survey Associates dba Pride Surveys

Mr. Jay Gleaton

2140 Newmarket Parkway

Suite 116

Marietta, GA 30067

Telephone: (800) 279-6361

Fax: (770) 726-9327

Website: <http://www.pridesurveys.com>

Grade Chart

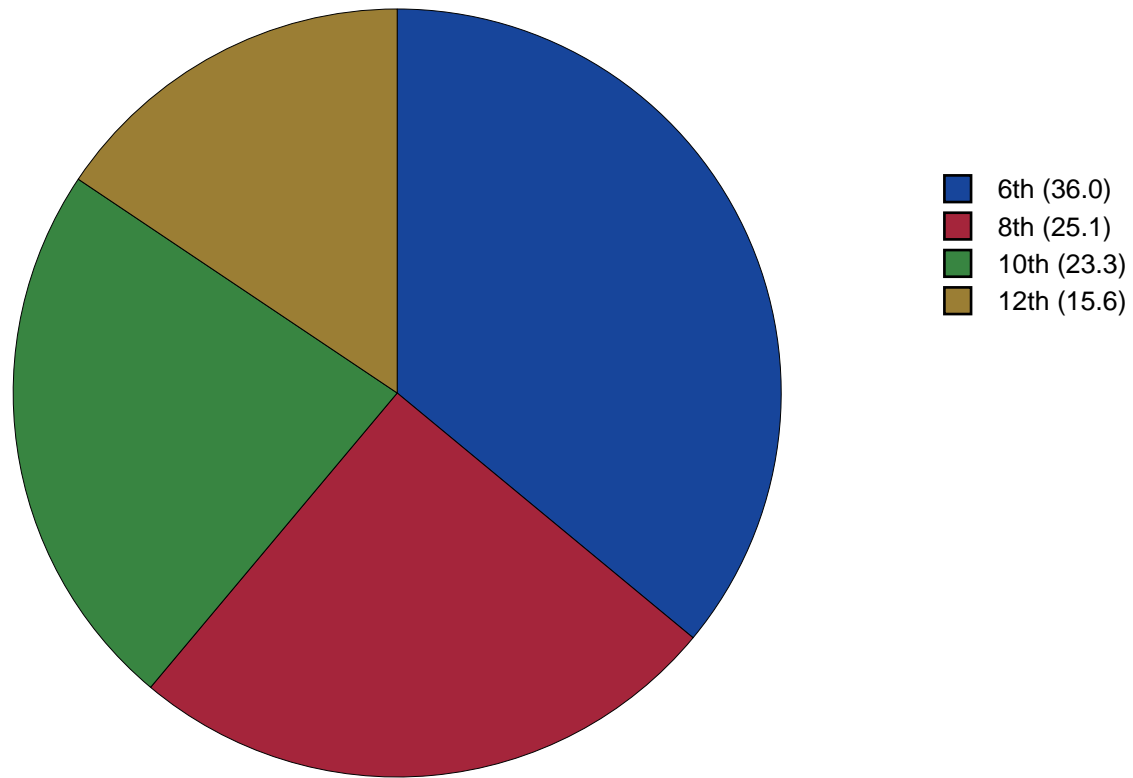


Figure 1: Grade Chart

Gender Chart

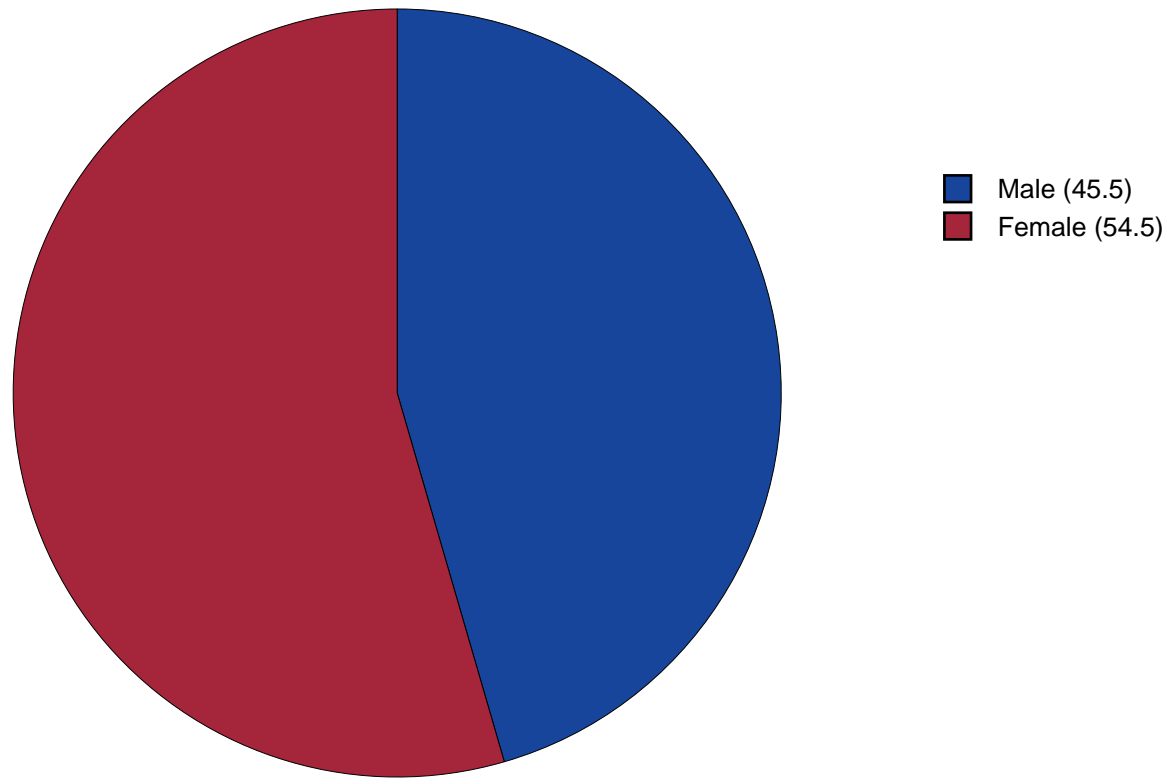


Figure 2: Gender Chart

Age Chart

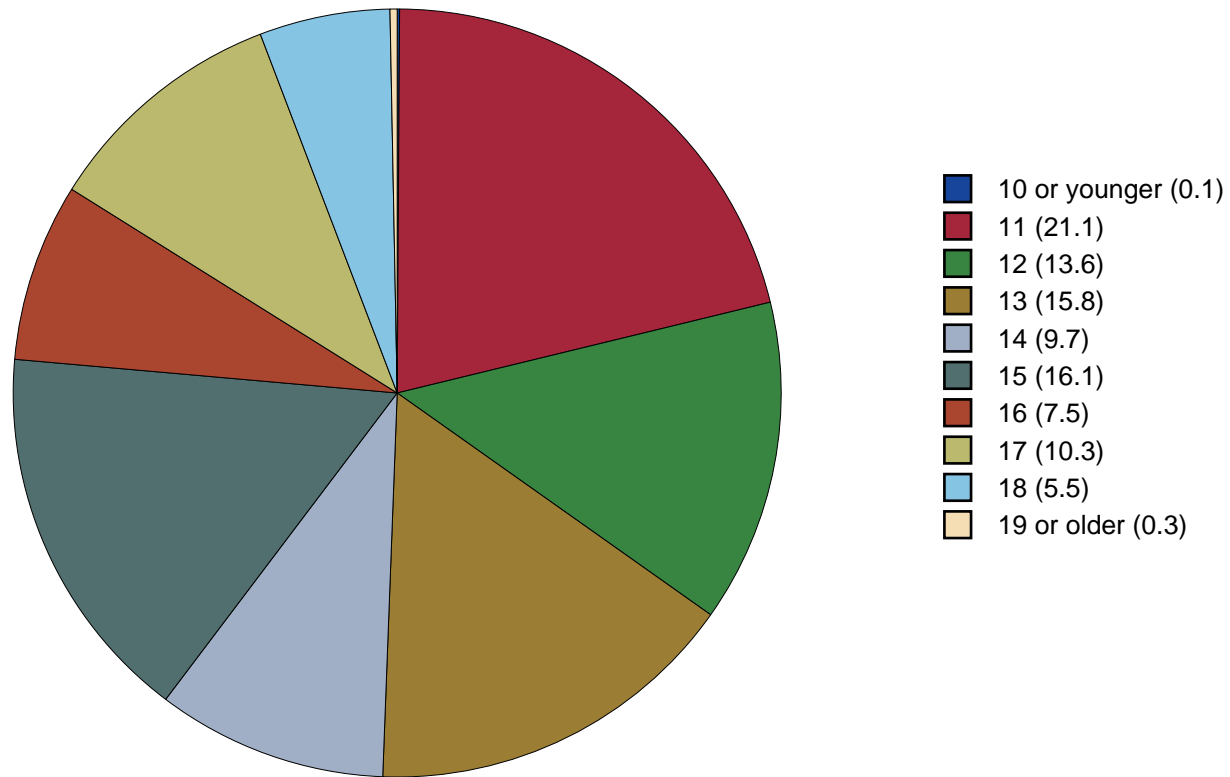


Figure 3: Age Chart

2 PERCENTAGE TABLES

The following tables contain frequency distribution detailing how your students responded to each question on the survey. The tables appear in the same order as the questions on the survey. The tables include breakdowns by grade level as well as overall percentages. The *N of Valid* row is a frequency count of the number of valid responses to each question for each grade and overall. The *N of Miss* row is a frequency count of the number of invalid (marked more than one response) or missing (i.e. did not respond) responses to each question for each grade and overall.

For the questions that allowed more than one response (i.e. race, live with, etc.) each response becomes a separate table. If a student did not mark the response, that was counted as a NO response, and if they did mark the response, that was counted as a YES response. Since a non response is a valid response for these questions, the *N of Miss* will always be zero for these questions.

Table 1: Gender

Response	6	8	10	12	Total	
Male	50.0	43.1	42.1	43.5	45.5	
Female	50.0	56.9	57.9	56.5	54.5	
N of Valid	318	204	202	138	862	
N of Miss	7	23	9	3	42	

Table 2: Age

Response	6	8	10	12	Total	
10 or younger	0.3	0.0	0.0	0.0	0.1	
11	58.6	0.0	0.0	0.0	21.1	
12	37.7	0.0	0.0	0.0	13.6	
13	3.4	58.2	0.0	0.0	15.8	
14	0.0	38.7	0.0	0.0	9.7	
15	0.0	2.2	66.7	0.0	16.1	
16	0.0	0.9	31.0	0.0	7.5	
17	0.0	0.0	2.4	62.9	10.3	
18	0.0	0.0	0.0	35.0	5.5	
19 or older	0.0	0.0	0.0	2.1	0.3	
N of Valid	324	225	210	140	899	
N of Miss	1	2	1	1	5	

Table 3: Are you Hispanic or Latino?

Response	6	8	10	12	Total	
No	83.3	88.5	91.8	94.9	88.4	
Yes	16.7	11.5	8.2	5.1	11.6	
N of Valid	311	218	208	137	874	
N of Miss	14	9	3	4	30	

Table 4: What is your race? Black or African American



Response	6	8	10	12	Total	
No	50.2	45.1	35.5	30.0	42.3	
Yes	49.8	54.9	64.5	70.0	57.7	
N of Valid	323	224	211	140	898	
N of Miss	0	0	0	0	0	

Table 5: What is your race? Asian



Response	6	8	10	12	Total	
No	98.8	98.2	98.6	98.6	98.6	
Yes	1.2	1.8	1.4	1.4	1.4	
N of Valid	323	224	211	140	898	
N of Miss	0	0	0	0	0	

Table 6: What is your race? American Indian



Response	6	8	10	12	Total	
No	91.0	95.5	92.9	97.1	93.5	
Yes	9.0	4.5	7.1	2.9	6.5	
N of Valid	323	224	211	140	898	
N of Miss	0	0	0	0	0	

Table 7: What is your race? Alaska Native


Response	6	8	10	12	Total	
No	100.0	100.0	100.0	100.0	100.0	
Yes	0.0	0.0	0.0	0.0	0.0	
N of Valid	323	224	211	140	898	
N of Miss	0	0	0	0	0	

Table 8: What is your race? White



Response	6	8	10	12	Total	
No	59.8	60.7	64.5	69.3	62.6	
Yes	40.2	39.3	35.5	30.7	37.4	
N of Valid	323	224	211	140	898	
N of Miss	0	0	0	0	0	

Table 9: What is your race? Native Hawaiian or Other Pacific Islander



Response	6	8	10	12	Total	
No	99.1	99.6	99.5	100.0	99.4	
Yes	0.9	0.4	0.5	0.0	0.6	
N of Valid	323	224	211	140	898	
N of Miss	0	0	0	0	0	

Table 10: What is your race? Other



Response	6	8	10	12	Total	
No	86.7	85.3	92.4	97.9	89.4	
Yes	13.3	14.7	7.6	2.1	10.6	
N of Valid	323	224	211	140	898	
N of Miss	0	0	0	0	0	

Table 11: What is the highest level of schooling completed by your mother or father?









Response	6	8	10	12	Total	
Completed grade school or less	5.0	2.2	1.0	1.4	2.8	
Some high school	3.5	5.8	14.9	18.6	9.1	
Completed high school	8.2	15.6	21.6	30.0	16.6	
Some college	10.7	17.4	14.9	18.6	14.6	
Completed college	21.8	21.4	24.0	12.9	20.8	
Graduate or professional school after college	10.7	9.8	5.8	5.7	8.5	
Don't know	37.9	26.3	14.4	7.1	24.6	
Does not apply	2.2	1.3	3.4	5.7	2.8	
N of Valid	317	224	208	140	889	
N of Miss	8	3	3	1	15	

Table 12: Think of where you live most of the time. Which of the following people live there with you? Mother



Response	6	8	10	12	Total	
No	11.8	21.7	19.0	16.4	16.7	
Yes	88.2	78.3	81.0	83.6	83.3	
N of Valid	322	226	210	140	898	
N of Miss	0	0	0	0	0	

Table 13: Think of where you live most of the time. Which of the following people live there with you? Stepmother



Response	6	8	10	12	Total	
No	95.3	91.2	92.4	98.6	94.1	
Yes	4.7	8.8	7.6	1.4	5.9	
N of Valid	322	226	210	140	898	
N of Miss	0	0	0	0	0	

Table 14: Think of where you live most of the time. Which of the following people live there with you? Foster Mother



Response	6	8	10	12	Total	
No	98.4	98.2	99.5	100.0	98.9	
Yes	1.6	1.8	0.5	0.0	1.1	
N of Valid	322	226	210	140	898	
N of Miss	0	0	0	0	0	

Table 15: Think of where you live most of the time. Which of the following people live there with you? Grandmother



Response	6	8	10	12	Total	
No	82.3	78.3	80.5	87.9	81.7	
Yes	17.7	21.7	19.5	12.1	18.3	
N of Valid	322	226	210	140	898	
N of Miss	0	0	0	0	0	

Table 16: Think of where you live most of the time. Which of the following people live there with you? Aunt



Response	6	8	10	12	Total	
No	92.5	89.4	92.9	96.4	92.4	
Yes	7.5	10.6	7.1	3.6	7.6	
N of Valid	322	226	210	140	898	
N of Miss	0	0	0	0	0	

Table 17: Think of where you live most of the time. Which of the following people live there with you? Father



Response	6	8	10	12	Total	
No	50.0	57.1	65.2	70.7	58.6	
Yes	50.0	42.9	34.8	29.3	41.4	
N of Valid	322	226	210	140	898	
N of Miss	0	0	0	0	0	

Table 18: Think of where you live most of the time. Which of the following people live there with you? Stepfather



Response	6	8	10	12	Total	
No	81.4	80.5	83.8	84.3	82.2	
Yes	18.6	19.5	16.2	15.7	17.8	
N of Valid	322	226	210	140	898	
N of Miss	0	0	0	0	0	

Table 19: Think of where you live most of the time. Which of the following people live there with you? Foster Father



Response	6	8	10	12	Total	
No	99.4	98.7	99.0	99.3	99.1	
Yes	0.6	1.3	1.0	0.7	0.9	
N of Valid	322	226	210	140	898	
N of Miss	0	0	0	0	0	

Table 20: Think of where you live most of the time. Which of the following people live there with you? Grandfather



Response	6	8	10	12	Total	
No	92.5	89.4	94.3	93.6	92.3	
Yes	7.5	10.6	5.7	6.4	7.7	
N of Valid	322	226	210	140	898	
N of Miss	0	0	0	0	0	

Table 21: Think of where you live most of the time. Which of the following people live there with you? Uncle



Response	6	8	10	12	Total	
No	93.2	92.9	96.7	97.1	94.5	
Yes	6.8	7.1	3.3	2.9	5.5	
N of Valid	322	226	210	140	898	
N of Miss	0	0	0	0	0	

Table 22: Think of where you live most of the time. Which of the following people live there with you? Other Adults



Response	6	8	10	12	Total	
No	96.0	95.6	98.1	95.7	96.3	
Yes	4.0	4.4	1.9	4.3	3.7	
N of Valid	322	226	210	140	898	
N of Miss	0	0	0	0	0	

Table 23: Think of where you live most of the time. Which of the following people live there with you? Brother(s)



Response	6	8	10	12	Total	
No	43.5	44.7	59.0	64.3	50.7	
Yes	56.5	55.3	41.0	35.7	49.3	
N of Valid	322	226	210	140	898	
N of Miss	0	0	0	0	0	

Table 24: Think of where you live most of the time. Which of the following people live there with you? Stepbrother(s)



Response	6	8	10	12	Total	
No	94.1	93.4	94.8	96.4	94.4	
Yes	5.9	6.6	5.2	3.6	5.6	
N of Valid	322	226	210	140	898	
N of Miss	0	0	0	0	0	

Table 25: Think of where you live most of the time. Which of the following people live there with you? Sister(s)



Response	6	8	10	12	Total	
No	51.9	47.3	54.3	65.0	53.3	
Yes	48.1	52.7	45.7	35.0	46.7	
N of Valid	322	226	210	140	898	
N of Miss	0	0	0	0	0	

Table 26: Think of where you live most of the time. Which of the following people live there with you? Stepsister(s)

Response	6	8	10	12	Total	
No	93.5	96.5	96.2	97.9	95.5	
Yes	6.5	3.5	3.8	2.1	4.5	
N of Valid	322	226	210	140	898	
N of Miss	0	0	0	0	0	

Table 27: Think of where you live most of the time. Which of the following people live there with you? Other Children

Response	6	8	10	12	Total	
No	93.2	93.8	91.4	90.0	92.4	
Yes	6.8	6.2	8.6	10.0	7.6	
N of Valid	322	226	210	140	898	
N of Miss	0	0	0	0	0	

Table 28: In my school, students have lots of chances to help decide things like class activities and rules.

Response	6	8	10	12	Total	
NO!	20.7	23.6	20.5	18.6	21.0	
no	35.4	37.3	34.1	30.7	34.8	
yes	34.4	34.7	40.5	40.0	36.8	
YES!	9.6	4.4	4.9	10.7	7.4	
N of Valid	314	225	205	140	884	
N of Miss	11	2	6	1	20	

Table 29: Teachers ask me to work on special classroom projects.

Response	6	8	10	12	Total	
NO!	11.7	15.0	14.2	10.1	12.9	
no	33.7	37.3	42.2	35.5	36.9	
yes	41.7	40.9	37.3	46.4	41.2	
YES!	12.9	6.8	6.4	8.0	9.1	
N of Valid	309	220	204	138	871	
N of Miss	16	7	7	3	33	

Table 30: My teacher(s) notices when I am doing a good job and lets me know about it.

Response	6	8	10	12	Total
NO!	3.3	9.1	6.4	13.2	7.1
no	9.7	27.3	25.6	25.7	20.5
yes	51.3	46.4	50.2	46.3	49.0
YES!	35.7	17.3	17.7	14.7	23.4
N of Valid	300	220	203	136	859
N of Miss	25	7	8	5	45

Table 31: There are lots of chances for students in my school to get involved in sports, clubs, and other school activities outside of class.

Response	6	8	10	12	Total
NO!	1.9	3.2	4.9	7.3	3.8
no	8.3	6.8	13.8	9.5	9.4
yes	41.9	48.6	42.9	50.4	45.1
YES!	47.9	41.4	38.4	32.8	41.7
N of Valid	313	222	203	137	875
N of Miss	12	5	8	4	29

Table 32: There are lots of chances for students in my school to talk with a teacher one-on-one.

Response	6	8	10	12	Total
NO!	4.8	7.6	6.8	7.2	6.3
no	12.1	20.2	29.6	15.2	18.7
yes	47.9	52.5	44.7	58.7	50.0
YES!	35.2	19.7	18.9	18.8	24.9
N of Valid	315	223	206	138	882
N of Miss	10	4	5	3	22

Table 33: I feel safe at my school.





Response	6	8	10	12	Total	
NO!	7.9	21.0	14.9	11.0	13.4	
no	15.8	21.9	31.3	21.3	21.8	
yes	47.7	46.4	46.3	52.2	47.7	
YES!	28.6	10.7	7.5	15.4	17.0	
N of Valid	304	224	201	136	865	
N of Miss	21	3	10	5	39	

Table 34: The school lets my parents know when I have done something well.





Response	6	8	10	12	Total	
NO!	10.0	20.9	23.6	25.9	18.5	
no	32.0	42.7	35.0	43.9	37.3	
yes	38.5	26.4	33.5	24.5	32.0	
YES!	19.4	10.0	7.9	5.8	12.2	
N of Valid	309	220	203	139	871	
N of Miss	16	7	8	2	33	

Table 35: My teachers praise me when I work hard in school.





Response	6	8	10	12	Total	
NO!	11.5	20.0	14.6	19.6	15.7	
no	28.5	40.5	32.7	37.7	34.0	
yes	40.3	32.3	43.4	35.5	38.2	
YES!	19.7	7.3	9.3	7.2	12.1	
N of Valid	305	220	205	138	868	
N of Miss	20	7	6	3	36	

Table 36: Are your school grades better than the grades of most students in your class?

Response	6	8	10	12	Total
NO!	8.6	14.5	5.5	5.8	8.9
no	30.5	30.3	33.3	19.7	29.4
yes	44.7	40.7	43.8	54.7	45.1
YES!	16.2	14.5	17.4	19.7	16.6
N of Valid	302	221	201	137	861
N of Miss	23	6	10	4	43

Table 37: I have lots of chances to be part of class discussions or activities.

Response	6	8	10	12	Total
NO!	4.9	6.3	5.9	8.8	6.1
no	11.0	14.3	18.2	21.3	15.2
yes	49.2	55.2	54.7	44.9	51.3
YES!	35.0	24.2	21.2	25.0	27.4
N of Valid	309	223	203	136	871
N of Miss	16	4	8	5	33

Table 38: Now thinking back over the past year in school, how often did you: enjoy being in school?

Response	6	8	10	12	Total
Never	9.7	14.2	12.1	14.7	12.2
Seldom	14.6	20.0	25.6	20.6	19.5
Sometimes	39.8	42.7	43.5	41.9	41.7
Often	17.5	12.9	11.6	15.4	14.6
Almost always	18.4	10.2	7.2	7.4	12.0
N of Valid	309	225	207	136	877
N of Miss	16	2	4	5	27

Table 39: Now thinking back over the past year in school, how often did you: hate being in school?






Response	6	8	10	12	Total	
Never	10.4	4.1	3.0	1.5	5.7	
Seldom	25.7	19.8	14.9	13.2	19.7	
Sometimes	28.7	29.3	35.8	33.1	31.2	
Often	15.6	23.0	24.9	25.0	21.1	
Almost always	19.5	23.9	21.4	27.2	22.3	
N of Valid	307	222	201	136	866	
N of Miss	18	5	10	5	38	

Table 40: Now thinking back over the past year in school, how often did you: try to do your best work in school?






Response	6	8	10	12	Total	
Never	0.6	0.5	2.4	2.2	1.3	
Seldom	2.3	1.4	3.4	1.5	2.2	
Sometimes	5.8	9.9	16.0	9.6	9.9	
Often	16.6	27.5	31.1	37.0	25.9	
Almost always	74.7	60.8	47.1	49.6	60.7	
N of Valid	308	222	206	135	871	
N of Miss	17	5	5	6	33	

Table 41: How often do you feel that the school work you are assigned is meaningful and important?






Response	6	8	10	12	Total	
Never	4.9	6.8	8.9	6.7	6.6	
Seldom	11.0	15.0	23.8	26.7	17.4	
Sometimes	24.9	36.4	40.6	38.5	33.6	
Often	27.2	24.1	20.3	20.0	23.7	
Almost always	32.0	17.7	6.4	8.1	18.7	
N of Valid	309	220	202	135	866	
N of Miss	16	7	9	6	38	

Table 42: Putting them all together, what were your grades like last year?

Response	6	8	10	12	Total	
Mostly F's	1.3	3.7	1.0	1.5	1.9	
Mostly D's	3.7	4.2	3.5	4.4	3.9	
Mostly C's	12.3	19.6	18.3	17.8	16.4	
Mostly B's	34.9	38.3	44.6	45.9	39.8	
Mostly A's	47.8	34.1	32.7	30.4	38.0	
N of Valid	301	214	202	135	852	
N of Miss	24	13	9	6	52	

Table 43: How important do you think the things you are learning in school are going to be for your later life?

Response	6	8	10	12	Total	
Very important	50.5	21.6	16.3	11.0	29.0	
Quite important	20.3	19.8	18.7	13.2	18.7	
Fairly important	20.6	33.8	26.1	33.1	27.2	
Slightly important	7.4	19.8	29.1	33.8	19.7	
Not at all important	1.3	5.0	9.9	8.8	5.4	
N of Valid	311	222	203	136	872	
N of Miss	14	5	8	5	32	

Table 44: During the LAST FOUR WEEKS how many whole days of school have you missed because you skipped or "cut"?

Response	6	8	10	12	Total	
None	46.8	51.8	61.8	47.8	51.7	
1	12.7	14.3	8.8	11.0	11.9	
2	12.3	9.4	9.8	9.6	10.6	
3	12.7	7.1	6.4	8.1	9.1	
4-5	10.4	12.1	10.3	16.9	11.8	
6-10	4.1	4.5	2.0	4.4	3.8	
11 or more	0.9	0.9	1.0	2.2	1.1	
N of Valid	316	224	204	136	880	
N of Miss	9	3	7	5	24	

Table 45: What are the chances you would be seen as cool if you: smoked cigarettes?






Response	6	8	10	12	Total	
No or very little chance	90.0	84.9	84.6	91.7	87.7	
Little chance	6.0	7.8	7.0	3.8	6.3	
Some chance	1.7	3.7	5.5	1.5	3.1	
Pretty good chance	2.0	1.8	1.5	2.3	1.9	
Very good chance	0.3	1.8	1.5	0.8	1.1	
N of Valid	300	219	201	132	852	
N of Miss	25	8	10	9	52	

Table 46: What are the chances you would be seen as cool if you: worked hard at school?






Response	6	8	10	12	Total	
No or very little chance	4.3	13.0	9.8	3.1	7.6	
Little chance	5.7	10.2	6.7	6.2	7.2	
Some chance	15.4	19.0	26.3	28.5	20.9	
Pretty good chance	28.8	25.0	32.5	25.4	28.1	
Very good chance	45.8	32.9	24.7	36.9	36.2	
N of Valid	299	216	194	130	839	
N of Miss	26	11	17	11	65	

Table 47: What are the chances you would be seen as cool if you: began drinking alcoholic beverages regularly, that is, at least once or twice a month?






Response	6	8	10	12	Total	
No or very little chance	85.3	74.5	71.3	72.0	77.2	
Little chance	8.4	12.0	10.3	10.6	10.1	
Some chance	3.3	7.9	8.7	8.3	6.5	
Pretty good chance	1.7	3.7	8.2	4.5	4.2	
Very good chance	1.3	1.9	1.5	4.5	2.0	
N of Valid	299	216	195	132	842	
N of Miss	26	11	16	9	62	

Table 48: What are the chances you would be seen as cool if you: defended someone who was being bullied?






Response	6	8	10	12	Total	
No or very little chance	11.7	11.9	11.6	13.8	12.1	
Little chance	7.3	12.4	15.7	11.5	11.2	
Some chance	23.0	29.8	26.3	30.8	26.7	
Pretty good chance	23.0	25.7	26.8	24.6	24.8	
Very good chance	35.0	20.2	19.7	19.2	25.2	
N of Valid	300	218	198	130	846	
N of Miss	25	9	13	11	58	

Table 49: What are the chances you would be seen as cool if you: smoked marijuana?






Response	6	8	10	12	Total	
No or very little chance	86.9	72.2	62.8	60.6	73.3	
Little chance	5.4	7.9	8.0	11.4	7.6	
Some chance	2.4	4.2	8.5	11.4	5.7	
Pretty good chance	3.0	6.9	9.5	6.1	6.0	
Very good chance	2.4	8.8	11.1	10.6	7.3	
N of Valid	297	216	199	132	844	
N of Miss	28	11	12	9	60	

Table 50: What are the chances you would be seen as cool if you: carried a handgun?






Response	6	8	10	12	Total	
No or very little chance	74.9	71.6	69.2	77.1	73.0	
Little chance	11.7	10.1	8.6	8.4	10.0	
Some chance	7.0	6.4	8.6	9.9	7.7	
Pretty good chance	3.0	4.6	8.6	2.3	4.6	
Very good chance	3.3	7.3	5.1	2.3	4.6	
N of Valid	299	218	198	131	846	
N of Miss	26	9	13	10	58	

Table 51: What are the chances you would be seen as cool if you: used e-cigarettes, e-cigars or e-hookahs (vaping)?






Response	6	8	10	12	Total	
No or very little chance	82.5	72.9	72.1	74.6	76.4	
Little chance	8.8	7.8	6.1	6.2	7.5	
Some chance	4.4	7.3	9.6	9.2	7.1	
Pretty good chance	1.7	3.2	6.6	6.2	3.9	
Very good chance	2.7	8.7	5.6	3.8	5.1	
N of Valid	297	218	197	130	842	
N of Miss	28	9	14	11	62	

Table 52: What are the chances you would be seen as cool if you: bullied someone or cyber bullied someone?






Response	6	8	10	12	Total	
No or very little chance	82.5	72.9	72.1	74.6	76.4	
Little chance	8.8	7.8	6.1	6.2	7.5	
Some chance	4.4	7.3	9.6	9.2	7.1	
Pretty good chance	1.7	3.2	6.6	6.2	3.9	
Very good chance	2.7	8.7	5.6	3.8	5.1	
N of Valid	297	218	197	130	842	
N of Miss	28	9	14	11	62	

Table 53: Think of your four best friends (the friends you feel closest to). In the past year (12 months), how many of your best friends have: participated in clubs, organizations or activities at school?






Response	6	8	10	12	Total	
0	12.6	15.1	16.2	19.8	15.2	
1	15.0	11.9	16.8	17.6	15.0	
2	18.9	16.9	18.8	22.1	18.9	
3	14.6	14.2	19.8	10.7	15.1	
4	38.9	42.0	28.4	29.8	35.8	
N of Valid	301	219	197	131	848	
N of Miss	24	8	14	10	56	

Table 54: Think of your four best friends (the friends you feel closest to). In the past year (12 months), how many of your best friends have: smoked cigarettes?






Response	6	8	10	12	Total	
0	91.2	83.3	86.2	86.8	87.3	
1	6.1	9.1	6.2	8.5	7.2	
2	1.7	2.9	4.6	3.9	3.0	
3	0.7	1.9	1.0	0.0	1.0	
4	0.3	2.9	2.1	0.8	1.4	
N of Valid	295	209	195	129	828	
N of Miss	30	18	16	12	76	

Table 55: Think of your four best friends (the friends you feel closest to). In the past year (12 months), how many of your best friends have: tried beer, wine or hard liquor (for example, vodka, whiskey, or gin) when their parents didn't know about it?






Response	6	8	10	12	Total	
0	84.1	69.4	57.8	66.2	71.4	
1	10.3	9.6	14.1	15.4	11.8	
2	2.6	8.2	13.1	9.2	7.5	
3	1.0	5.5	4.0	3.8	3.3	
4	2.0	7.3	11.1	5.4	6.0	
N of Valid	302	219	199	130	850	
N of Miss	23	8	12	11	54	

Table 56: Think of your four best friends (the friends you feel closest to). In the past year (12 months), how many of your best friends have: used e-cigarettes, e-cigars, or e-hookahs?






Response	6	8	10	12	Total	
0	88.7	75.2	76.9	84.7	81.9	
1	7.3	11.5	6.5	6.1	8.0	
2	2.3	5.0	8.0	3.1	4.5	
3	0.0	3.7	4.0	2.3	2.2	
4	1.7	4.6	4.5	3.8	3.4	
N of Valid	301	218	199	131	849	
N of Miss	24	9	12	10	55	

Table 57: Think of your four best friends (the friends you feel closest to). In the past year (12 months), how many of your best friends have: used marijuana?






Response	6	8	10	12	Total	
0	94.0	74.5	63.8	62.6	77.1	
1	3.6	9.3	10.6	11.5	7.9	
2	1.3	5.6	9.0	12.2	5.9	
3	0.3	6.5	6.0	5.3	4.0	
4	0.7	4.2	10.6	8.4	5.1	
N of Valid	302	216	199	131	848	
N of Miss	23	11	12	10	56	

Table 58: Think of your four best friends (the friends you feel closest to). In the past year (12 months), how many of your best friends have: used prescription drugs or non-prescription drugs for the purpose of getting high?






Response	6	8	10	12	Total	
0	94.7	88.0	85.3	82.4	88.9	
1	4.3	6.9	7.6	8.4	6.4	
2	0.3	1.8	4.6	5.3	2.5	
3	0.0	0.9	1.0	3.1	0.9	
4	0.7	2.3	1.5	0.8	1.3	
N of Valid	303	217	197	131	848	
N of Miss	22	10	14	10	56	

Table 59: Think of your four best friends (the friends you feel closest to). In the past year (12 months), how many of your best friends have: used synthetic marijuana (K2, spice) or bath salts?






Response	6	8	10	12	Total	
0	97.7	95.4	94.5	96.9	96.2	
1	1.7	3.2	2.0	0.8	2.0	
2	0.3	0.9	1.5	2.3	1.1	
3	0.0	0.5	1.0	0.0	0.4	
4	0.3	0.0	1.0	0.0	0.4	
N of Valid	301	218	199	131	849	
N of Miss	24	9	12	10	55	

Table 60: Think of your four best friends (the friends you feel closest to). In the past year (12 months), how many of your best friends have: used LSD, cocaine, amphetamines, or other illegal drugs?






Response	6	8	10	12	Total	
0	97.7	95.4	94.9	94.7	96.0	
1	0.7	1.4	2.5	2.3	1.5	
2	1.3	0.9	2.0	3.1	1.7	
3	0.3	0.0	0.5	0.0	0.2	
4	0.0	2.3	0.0	0.0	0.6	
N of Valid	302	217	198	131	848	
N of Miss	23	10	13	10	56	

Table 61: Think of your four best friends (the friends you feel closest to). In the past year (12 months), how many of your best friends have: been bullied?






Response	6	8	10	12	Total	
0	34.9	38.5	60.1	67.9	46.8	
1	22.9	20.6	14.1	13.7	18.9	
2	15.9	13.3	10.6	13.0	13.6	
3	5.6	8.3	5.6	3.8	6.0	
4	20.6	19.3	9.6	1.5	14.7	
N of Valid	301	218	198	131	848	
N of Miss	24	9	13	10	56	

Table 62: Think of your four best friends (the friends you feel closest to). In the past year (12 months), how many of your best friends have: been suspended from school?






Response	6	8	10	12	Total	
0	49.2	46.1	53.5	62.6	51.5	
1	20.5	20.3	20.7	19.8	20.4	
2	12.9	12.4	10.6	12.2	12.1	
3	6.3	7.4	2.5	2.3	5.1	
4	11.2	13.8	12.6	3.1	11.0	
N of Valid	303	217	198	131	849	
N of Miss	22	10	13	10	55	

Table 63: Think of your four best friends (the friends you feel closest to). In the past year (12 months), how many of your best friends have: carried a handgun?






Response	6	8	10	12	Total	
0	92.7	86.1	84.3	89.3	88.5	
1	4.0	5.6	6.6	6.1	5.3	
2	2.7	3.2	4.5	3.1	3.3	
3	0.0	0.9	1.5	0.8	0.7	
4	0.7	4.2	3.0	0.8	2.1	
N of Valid	301	216	198	131	846	
N of Miss	24	11	13	10	58	

Table 64: Think of your four best friends (the friends you feel closest to). In the past year (12 months), how many of your best friends have: sold illegal drugs?






Response	6	8	10	12	Total	
0	99.0	93.5	89.4	93.1	94.5	
1	0.7	4.1	4.0	3.1	2.7	
2	0.0	0.5	4.0	2.3	1.4	
3	0.0	0.5	0.0	0.0	0.1	
4	0.3	1.4	2.5	1.5	1.3	
N of Valid	302	217	199	131	849	
N of Miss	23	10	12	10	55	

Table 65: Think of your four best friends (the friends you feel closest to). In the past year (12 months), how many of your best friends have: regularly attended religious services?






Response	6	8	10	12	Total	
0	50.0	40.6	43.7	50.4	46.1	
1	10.3	17.5	18.1	16.0	14.9	
2	10.6	12.9	20.1	17.6	14.5	
3	8.6	14.7	7.5	6.9	9.7	
4	20.5	14.3	10.6	9.2	14.8	
N of Valid	292	217	199	131	839	
N of Miss	33	10	12	10	65	

Table 66: Think of your four best friends (the friends you feel closest to). In the past year (12 months), how many of your best friends have: stolen or tried to steal a motor vehicle such as a car or motorcycle?






Response	6	8	10	12	Total	
0	98.3	93.1	91.8	92.2	94.5	
1	1.0	3.7	2.6	3.1	2.4	
2	0.0	0.5	2.6	3.9	1.3	
3	0.3	0.5	2.0	0.0	0.7	
4	0.3	2.3	1.0	0.8	1.1	
N of Valid	300	217	196	129	842	
N of Miss	25	10	15	12	62	

Table 67: Think of your four best friends (the friends you feel closest to). In the past year (12 months), how many of your best friends have: been arrested?






Response	6	8	10	12	Total	
0	93.0	88.5	87.9	89.3	90.1	
1	5.6	6.0	7.6	7.6	6.5	
2	0.3	3.2	2.5	2.3	1.9	
3	0.7	0.0	0.5	0.0	0.4	
4	0.3	2.3	1.5	0.8	1.2	
N of Valid	301	217	198	131	847	
N of Miss	24	10	13	10	57	

Table 68: Think of your four best friends (the friends you feel closest to). In the past year (12 months), how many of your best friends have: dropped out of school?






Response	6	8	10	12	Total	
0	92.3	96.3	93.4	90.8	93.4	
1	5.4	2.8	4.1	7.6	4.7	
2	0.3	0.0	1.5	1.5	0.7	
3	1.0	0.5	1.0	0.0	0.7	
4	1.0	0.5	0.0	0.0	0.5	
N of Valid	299	216	197	131	843	
N of Miss	26	11	14	10	61	

Table 69: Think of your four best friends (the friends you feel closest to). In the past year (12 months), how many of your best friends have: been members of a gang?






Response	6	8	10	12	Total	
0	87.3	88.4	84.8	87.8	87.1	
1	5.0	4.7	5.1	6.1	5.1	
2	3.0	3.3	3.0	3.8	3.2	
3	1.3	1.4	3.0	0.8	1.7	
4	3.3	2.3	4.0	1.5	3.0	
N of Valid	300	215	198	131	844	
N of Miss	25	12	13	10	60	

Table 70: How old were you when you first: smoked marijuana?










Response	6	8	10	12	Total	
Never	97.0	88.6	82.0	71.8	87.5	
10 or younger	1.0	0.5	1.0	1.5	0.9	
11	1.3	1.4	3.0	0.8	1.6	
12	0.3	3.2	2.5	2.3	1.9	
13	0.0	5.5	1.0	0.8	1.8	
14	0.0	0.9	3.5	3.8	1.6	
15	0.3	0.0	7.0	3.1	2.2	
16	0.0	0.0	0.0	5.3	0.8	
17 or older	0.0	0.0	0.0	10.7	1.6	
N of Valid	303	220	200	131	854	
N of Miss	22	7	11	10	50	

Table 71: How old were you when you first: smoked a cigarette, even just a puff?










Response	6	8	10	12	Total	
Never	88.7	87.1	86.7	83.7	87.0	
10 or younger	6.0	2.3	5.6	6.2	5.0	
11	4.3	2.3	3.1	1.6	3.1	
12	0.3	3.7	2.6	0.0	1.7	
13	0.0	3.2	0.5	0.8	1.1	
14	0.0	1.4	0.0	4.7	1.1	
15	0.0	0.0	1.5	1.6	0.6	
16	0.0	0.0	0.0	1.6	0.2	
17 or older	0.7	0.0	0.0	0.0	0.2	
N of Valid	300	217	195	129	841	
N of Miss	25	10	16	12	63	

Table 72: How old were you when you first: had more than a sip or two of beer, wine or hard liquor (for example, vodka, whiskey, or gin)?










Response	6	8	10	12	Total	
Never	82.7	70.3	62.9	66.9	72.5	
10 or younger	10.3	7.3	8.6	3.1	8.0	
11	5.3	1.8	2.0	2.3	3.2	
12	1.0	5.9	3.6	1.5	3.0	
13	0.0	12.8	3.0	3.1	4.5	
14	0.3	1.8	8.6	2.3	3.0	
15	0.0	0.0	8.1	3.8	2.5	
16	0.0	0.0	2.5	11.5	2.4	
17 or older	0.3	0.0	0.5	5.4	1.1	
N of Valid	301	219	197	130	847	
N of Miss	24	8	14	11	57	

Table 73: How old were you when you first: began drinking alcoholic beverages regularly, that is, at least once or twice a month?










Response	6	8	10	12	Total	
Never	98.7	95.0	88.3	90.0	94.0	
10 or younger	1.0	0.0	2.0	0.0	0.8	
11	0.0	0.9	0.5	0.0	0.4	
12	0.0	0.0	1.0	0.0	0.2	
13	0.0	2.7	1.0	0.8	1.1	
14	0.0	1.4	2.0	0.8	0.9	
15	0.0	0.0	4.6	3.1	1.5	
16	0.3	0.0	0.5	3.8	0.8	
17 or older	0.0	0.0	0.0	1.5	0.2	
N of Valid	303	220	197	130	850	
N of Miss	22	7	14	11	54	

Table 74: How old were you when you first: used Pegaramide (peg, Peggy)?


Response	6	8	10	12	Total	
Never	100.0	100.0	100.0	100.0	100.0	
10 or younger	0.0	0.0	0.0	0.0	0.0	
11	0.0	0.0	0.0	0.0	0.0	
12	0.0	0.0	0.0	0.0	0.0	
13	0.0	0.0	0.0	0.0	0.0	
14	0.0	0.0	0.0	0.0	0.0	
15	0.0	0.0	0.0	0.0	0.0	
16	0.0	0.0	0.0	0.0	0.0	
17 or older	0.0	0.0	0.0	0.0	0.0	
N of Valid	300	220	197	128	845	
N of Miss	25	7	14	13	59	

Table 75: How old were you when you first: got suspended from school?










Response	6	8	10	12	Total	
Never	72.2	64.2	61.9	63.6	66.4	
10 or younger	16.9	12.8	11.2	6.2	12.9	
11	8.3	3.7	5.1	2.3	5.4	
12	2.6	6.9	4.6	2.3	4.1	
13	0.0	9.2	10.2	8.5	6.0	
14	0.0	1.8	4.1	3.1	1.9	
15	0.0	0.0	3.0	4.7	1.4	
16	0.0	0.5	0.0	7.0	1.2	
17 or older	0.0	0.9	0.0	2.3	0.6	
N of Valid	302	218	197	129	846	
N of Miss	23	9	14	12	58	

Table 76: How old were you when you first: got arrested?










Response	6	8	10	12	Total	
Never	97.7	93.6	92.0	96.9	95.2	
10 or younger	0.7	0.9	1.5	0.0	0.8	
11	1.7	2.7	0.0	0.0	1.3	
12	0.0	0.5	0.0	0.0	0.1	
13	0.0	0.9	1.5	0.0	0.6	
14	0.0	1.4	1.0	0.0	0.6	
15	0.0	0.0	4.0	0.8	1.1	
16	0.0	0.0	0.0	0.8	0.1	
17 or older	0.0	0.0	0.0	1.5	0.2	
N of Valid	303	219	199	130	851	
N of Miss	22	8	12	11	53	

Table 77: How old were you when you first: carried a handgun?









Response	6	8	10	12	Total	
Never	92.1	88.0	91.0	94.6	91.2	
10 or younger	2.6	3.7	0.5	0.8	2.1	
11	3.6	1.4	1.0	1.5	2.1	
12	1.3	1.4	1.0	0.0	1.1	
13	0.3	4.1	2.5	0.8	1.9	
14	0.0	1.4	1.5	0.8	0.8	
15	0.0	0.0	2.0	0.8	0.6	
16	0.0	0.0	0.5	0.8	0.2	
17 or older	0.0	0.0	0.0	0.0	0.0	
N of Valid	302	217	199	130	848	
N of Miss	23	10	12	11	56	

Table 78: How old were you when you first: used e-cigarettes, e-cigars, or e-hookahs (vaping)?










Response	6	8	10	12	Total	
Never	93.1	82.6	85.0	86.2	87.5	
10 or younger	3.3	0.0	0.5	0.8	1.4	
11	2.0	1.4	1.0	0.8	1.4	
12	1.6	4.6	1.0	0.8	2.1	
13	0.0	9.1	1.0	0.0	2.6	
14	0.0	2.3	3.0	0.0	1.3	
15	0.0	0.0	7.0	2.3	2.0	
16	0.0	0.0	1.5	6.2	1.3	
17 or older	0.0	0.0	0.0	3.1	0.5	
N of Valid	304	219	200	130	853	
N of Miss	21	8	11	11	51	

Table 79: How old were you when you first: belonged to a gang?









Response	6	8	10	12	Total	
Never	95.0	95.0	93.9	95.3	94.8	
10 or younger	2.0	1.8	0.5	2.3	1.7	
11	1.0	0.5	1.0	1.6	0.9	
12	2.0	0.9	0.5	0.0	1.1	
13	0.0	0.5	0.5	0.0	0.2	
14	0.0	1.4	0.5	0.0	0.5	
15	0.0	0.0	2.5	0.0	0.6	
16	0.0	0.0	0.5	0.8	0.2	
17 or older	0.0	0.0	0.0	0.0	0.0	
N of Valid	301	219	198	129	847	
N of Miss	24	8	13	12	57	

Table 80: How old were you when you first: used prescription drugs not prescribed to you?










Response	6	8	10	12	Total	
Never	97.7	94.0	91.0	94.6	94.7	
10 or younger	1.6	1.8	1.5	1.5	1.6	
11	0.7	0.5	0.5	0.0	0.5	
12	0.0	0.9	1.0	0.8	0.6	
13	0.0	1.8	3.5	0.8	1.4	
14	0.0	0.5	0.5	0.0	0.2	
15	0.0	0.5	1.5	0.8	0.6	
16	0.0	0.0	0.5	0.0	0.1	
17 or older	0.0	0.0	0.0	1.5	0.2	
N of Valid	304	218	200	130	852	
N of Miss	21	9	11	11	52	

Table 81: How wrong do you think it is for someone your age to: take a handgun to school?





Response	6	8	10	12	Total	
Very wrong	90.9	90.0	88.9	90.0	90.1	
Wrong	6.2	5.9	7.6	8.5	6.8	
A little bit wrong	2.3	3.2	2.0	0.8	2.2	
Not at all wrong	0.7	0.9	1.5	0.8	0.9	
N of Valid	307	221	198	130	856	
N of Miss	18	6	13	11	48	

Table 82: How wrong do you think it is for someone your age to: steal anything?





Response	6	8	10	12	Total	
Very wrong	68.1	62.7	69.7	76.9	68.4	
Wrong	27.3	26.8	21.7	16.2	24.2	
A little bit wrong	3.9	8.6	7.1	5.4	6.1	
Not at all wrong	0.7	1.8	1.5	1.5	1.3	
N of Valid	304	220	198	130	852	
N of Miss	21	7	13	11	52	

Table 83: How wrong do you think it is for someone your age to: pick a fight with someone?





Response	6	8	10	12	Total	
Very wrong	51.3	50.5	61.7	66.2	55.8	
Wrong	33.7	30.5	26.0	21.5	29.2	
A little bit wrong	11.8	15.9	9.2	9.2	11.9	
Not at all wrong	3.3	3.2	3.1	3.1	3.2	
N of Valid	306	220	196	130	852	
N of Miss	19	7	15	11	52	

Table 84: How wrong do you think it is for someone your age to: attack someone with the idea of seriously hurting them?





Response	6	8	10	12	Total	
Very wrong	83.3	75.1	76.2	78.5	78.8	
Wrong	10.1	15.8	17.1	13.8	13.8	
A little bit wrong	3.9	5.9	4.7	7.7	5.2	
Not at all wrong	2.6	3.2	2.1	0.0	2.2	
N of Valid	306	221	193	130	850	
N of Miss	19	6	18	11	54	

Table 85: How wrong do you think it is for someone your age to: stay away from school all day when their parents think they are at school?





Response	6	8	10	12	Total	
Very wrong	71.6	64.5	60.2	69.0	66.7	
Wrong	21.2	25.9	27.6	16.3	23.1	
A little bit wrong	5.9	6.4	10.2	10.9	7.8	
Not at all wrong	1.3	3.2	2.0	3.9	2.4	
N of Valid	306	220	196	129	851	
N of Miss	19	7	15	12	53	

Table 86: How wrong do you think it is for someone your age to: drink beer, wine or hard liquor (for example, vodka, whiskey, or gin) regularly?





Response	6	8	10	12	Total	
Very wrong	85.6	76.7	63.6	68.2	75.6	
Wrong	10.1	13.7	23.1	17.1	15.1	
A little bit wrong	3.6	7.3	10.3	10.1	7.1	
Not at all wrong	0.7	2.3	3.1	4.7	2.2	
N of Valid	306	219	195	129	849	
N of Miss	19	8	16	12	55	

Table 87: How wrong do you think it is for someone your age to: smoke cigarettes?

Response	6	8	10	12	Total	
Very wrong	87.9	83.3	77.8	78.3	82.9	
Wrong	8.5	11.8	13.9	17.1	11.9	
A little bit wrong	2.3	3.2	5.7	3.1	3.4	
Not at all wrong	1.3	1.8	2.6	1.6	1.8	
N of Valid	306	221	194	129	850	
N of Miss	19	6	17	12	54	

Table 88: How wrong do you think it is for someone your age to: smoke marijuana?

Response	6	8	10	12	Total	
Very wrong	92.7	76.3	59.2	57.7	75.4	
Wrong	3.6	11.4	13.8	16.2	9.9	
A little bit wrong	2.3	8.2	17.3	13.1	9.0	
Not at all wrong	1.3	4.1	9.7	13.1	5.8	
N of Valid	303	219	196	130	848	
N of Miss	22	8	15	11	56	

Table 89: How wrong do you think it is for someone your age to: use prescription drugs or non-prescription drugs for the purpose of getting high?

Response	6	8	10	12	Total	
Very wrong	95.7	87.2	77.8	84.6	87.7	
Wrong	2.6	8.2	15.5	10.8	8.3	
A little bit wrong	1.0	2.7	5.2	1.5	2.5	
Not at all wrong	0.7	1.8	1.5	3.1	1.5	
N of Valid	304	219	194	130	847	
N of Miss	21	8	17	11	57	

Table 90: How wrong do you think it is for someone your age to: use synthetic marijuana (K2, spice) or bath salts?

Response	6	8	10	12	Total	
Very wrong	93.8	90.9	86.6	90.7	90.9	
Wrong	3.6	6.4	10.3	8.5	6.6	
A little bit wrong	2.0	0.9	2.1	0.8	1.5	
Not at all wrong	0.7	1.8	1.0	0.0	0.9	
N of Valid	306	220	194	129	849	
N of Miss	19	7	17	12	55	

Table 91: How wrong do you think it is for someone your age to: use LSD, cocaine, amphetamines or another illegal drug?

Response	6	8	10	12	Total	
Very wrong	97.0	95.4	89.6	90.8	94.0	
Wrong	1.6	3.2	7.8	9.2	4.6	
A little bit wrong	0.7	0.5	1.6	0.0	0.7	
Not at all wrong	0.7	0.9	1.0	0.0	0.7	
N of Valid	305	219	193	130	847	
N of Miss	20	8	18	11	57	

Table 92: How wrong do you think it is for someone your age to: use e-cigarettes, e-cigars or e-hookahs (vaping)?

Response	6	8	10	12	Total	
Very wrong	88.8	73.5	73.7	75.4	79.3	
Wrong	6.9	12.3	11.3	15.9	10.7	
A little bit wrong	2.6	9.1	10.8	5.6	6.7	
Not at all wrong	1.7	5.0	4.1	3.2	3.3	
N of Valid	303	219	194	126	842	
N of Miss	22	8	17	15	62	

Table 93: At school during the past 12 months, did you receive help from the resource teacher, speech therapist or other special education teacher?

Response	6	8	10	12	Total
No	0.0	0.0	0.0	0.0	0.0
Yes	0.0	0.0	0.0	0.0	0.0
N of Valid	0	0	0	0	0
N of Miss	0	0	0	0	0

Table 94: How many times in the past year (12 months) have you: been suspended from school?

Response	6	8	10	12	Total	
Never	79.7	73.1	74.3	87.7	77.9	<div></div>
1 to 2 times	16.7	16.9	14.9	12.3	15.6	<div></div>
3 to 5 times	2.6	7.8	7.9	0.0	4.8	<div></div>
6 to 9 times	0.7	0.0	2.0	0.0	0.7	<div></div>
10+ times	0.3	2.3	1.0	0.0	0.9	<div></div>
N of Valid	306	219	202	130	857	
N of Miss	19	8	9	11	47	

Table 95: How many times in the past year (12 months) have you: carried a handgun?

Response	6	8	10	12	Total	
Never	93.7	90.3	92.0	95.3	92.7	<div></div>
1 to 2 times	4.7	5.5	4.0	3.9	4.6	<div></div>
3 to 5 times	1.0	1.4	2.0	0.8	1.3	<div></div>
6 to 9 times	0.3	0.0	0.0	0.0	0.1	<div></div>
10+ times	0.3	2.8	2.0	0.0	1.3	<div></div>
N of Valid	301	217	200	128	846	
N of Miss	24	10	11	13	58	

Table 96: How many times in the past year (12 months) have you: sold illegal drugs?





Response	6	8	10	12	Total	
Never	99.7	97.7	98.0	96.9	98.4	
1 to 2 times	0.3	0.5	0.5	2.3	0.7	
3 to 5 times	0.0	0.9	0.5	0.8	0.5	
6 to 9 times	0.0	0.0	0.0	0.0	0.0	
10+ times	0.0	0.9	1.0	0.0	0.5	
N of Valid	301	218	202	130	851	
N of Miss	24	9	9	11	53	

Table 97: How many times in the past year (12 months) have you: stolen or tried to steal a motor vehicle such as a car or motorcycle?






Response	6	8	10	12	Total	
Never	99.3	96.3	97.0	96.9	97.7	
1 to 2 times	0.7	1.4	1.5	3.1	1.4	
3 to 5 times	0.0	1.4	1.0	0.0	0.6	
6 to 9 times	0.0	0.5	0.0	0.0	0.1	
10+ times	0.0	0.5	0.5	0.0	0.2	
N of Valid	303	219	200	130	852	
N of Miss	22	8	11	11	52	

Table 98: How many times in the past year (12 months) have you: participated in clubs, organizations or activities at school?






Response	6	8	10	12	Total	
Never	36.0	37.4	40.1	47.7	39.1	
1 to 2 times	23.8	25.6	25.2	16.9	23.5	
3 to 5 times	16.5	14.2	12.9	15.4	14.9	
6 to 9 times	4.6	4.1	5.9	5.4	4.9	
10+ times	19.1	18.7	15.8	14.6	17.6	
N of Valid	303	219	202	130	854	
N of Miss	22	8	9	11	50	

Table 99: How many times in the past year (12 months) have you: been arrested?






Response	6	8	10	12	Total	
Never	98.0	95.4	94.0	97.7	96.4	
1 to 2 times	1.6	2.7	5.0	2.3	2.8	
3 to 5 times	0.3	0.5	0.5	0.0	0.4	
6 to 9 times	0.0	0.9	0.0	0.0	0.2	
10+ times	0.0	0.5	0.5	0.0	0.2	
N of Valid	305	219	199	130	853	
N of Miss	20	8	12	11	51	

Table 100: How many times in the past year (12 months) have you: attacked someone with the idea of seriously hurting them?






Response	6	8	10	12	Total	
Never	88.9	81.7	90.0	93.0	87.9	
1 to 2 times	7.2	13.3	8.5	5.4	8.8	
3 to 5 times	2.3	3.7	1.0	1.6	2.2	
6 to 9 times	1.3	0.5	0.0	0.0	0.6	
10+ times	0.3	0.9	0.5	0.0	0.5	
N of Valid	305	218	201	129	853	
N of Miss	20	9	10	12	51	

Table 101: How many times in the past year (12 months) have you: been drunk or high at school?






Response	6	8	10	12	Total	
Never	98.0	92.7	89.9	94.6	94.2	
1 to 2 times	2.0	6.0	7.0	3.1	4.4	
3 to 5 times	0.0	0.9	1.0	2.3	0.8	
6 to 9 times	0.0	0.0	0.5	0.0	0.1	
10+ times	0.0	0.5	1.5	0.0	0.5	
N of Valid	303	218	199	130	850	
N of Miss	22	9	12	11	54	

Table 102: How many times in the past year (12 months) have you: taken a handgun to school?





Response	6	8	10	12	Total	
Never	99.7	100.0	96.5	99.2	98.9	
1 to 2 times	0.3	0.0	2.0	0.0	0.6	
3 to 5 times	0.0	0.0	0.0	0.0	0.0	
6 to 9 times	0.0	0.0	0.5	0.0	0.1	
10+ times	0.0	0.0	1.0	0.8	0.4	
N of Valid	303	218	201	130	852	
N of Miss	22	9	10	11	52	

Table 103: How many times in the past year (12 months) have you: used e-cigarettes, e-cigars, or e-hookahs (vaping)?





Response	6	8	10	12	Total	
Never	99.7	100.0	96.5	99.2	98.9	
1 to 2 times	0.3	0.0	2.0	0.0	0.6	
3 to 5 times	0.0	0.0	0.0	0.0	0.0	
6 to 9 times	0.0	0.0	0.5	0.0	0.1	
10+ times	0.0	0.0	1.0	0.8	0.4	
N of Valid	303	218	201	130	852	
N of Miss	22	9	10	11	52	

Table 104: Are you currently on probation, or assigned a probation officer with Juvenile Court?



Response	6	8	10	12	Total	
No	96.8	97.6	93.9	95.9	96.2	
Yes	3.2	2.4	6.1	4.1	3.8	
N of Valid	277	208	181	121	787	
N of Miss	48	19	30	20	117	

Table 105: Have you ever belonged to a gang?


Response	6	8	10	12	Total	
No	92.4	89.9	88.0	92.2	90.7	
No, but would like to	0.3	2.3	1.5	3.1	1.5	
Yes, in the past	5.3	5.0	2.5	0.0	3.8	
Yes, belong now	1.0	2.3	7.5	4.7	3.4	
Yes, but would like to get out	1.0	0.5	0.5	0.0	0.6	
N of Valid	302	218	200	129	849	
N of Miss	23	9	11	12	55	

Table 106: If you have ever belonged to a gang, did that gang have a name?


Response	6	8	10	12	Total	
No	16.7	15.4	21.4	28.2	19.2	
Yes	6.6	8.6	9.5	4.6	7.5	
I have never belonged to a gang	76.7	76.0	69.2	67.2	73.3	
N of Valid	305	221	201	131	858	
N of Miss	20	6	10	10	46	

Table 107: You are at a party at someone's house, and one of your friends offers you a drink containing alcohol. What would you say or do?


Response	6	8	10	12	Total	
Drink it	5.0	17.9	19.5	14.7	13.2	
Tell your friend, 'No thanks, I don't drink' and suggest that you and your friend go and do something else	46.9	43.1	33.5	38.0	41.4	
Just say, 'No thanks' and walk away	30.4	25.7	38.5	35.7	31.9	
Make up a good excuse, tell your friend you had something else to do, and leave	17.8	13.3	8.5	11.6	13.5	
N of Valid	303	218	200	129	850	
N of Miss	22	9	11	12	54	

Table 108: How often do you attend religious services or activities?

Response	6	8	10	12	Total	
Never	25.1	19.6	23.2	33.6	24.6	
Rarely	28.1	26.9	28.3	31.3	28.3	
1-2 Times a Month	12.0	13.7	15.2	12.2	13.2	
About Once a Week or More	34.8	39.7	33.3	22.9	33.9	
N of Valid	299	219	198	131	847	
N of Miss	26	8	13	10	57	

Table 109: I think sometimes it's okay to cheat at school.

Response	6	8	10	12	Total	
NO!	53.0	32.4	21.5	33.3	37.3	
no	33.8	36.0	34.5	26.4	33.4	
yes	10.9	27.9	33.0	30.2	23.4	
YES!	2.3	3.6	11.0	10.1	5.9	
N of Valid	302	222	200	129	853	
N of Miss	23	5	11	12	51	

Table 110: It is important to think before you act.

Response	6	8	10	12	Total	
NO!	3.7	2.7	7.1	10.9	5.3	
no	3.3	1.8	3.0	3.9	2.9	
yes	24.4	39.6	39.9	23.3	31.8	
YES!	68.6	55.9	50.0	62.0	59.9	
N of Valid	299	222	198	129	848	
N of Miss	26	5	13	12	56	

Table 111: Sometimes I think that life is not worth it.





Response	6	8	10	12	Total	
NO!	50.2	38.5	35.5	38.3	41.9	
no	21.4	19.0	28.5	25.8	23.1	
yes	18.4	27.6	21.5	24.2	22.4	
YES!	10.0	14.9	14.5	11.7	12.6	
N of Valid	299	221	200	128	848	
N of Miss	26	6	11	13	56	

Table 112: At times I think I am no good at all.





Response	6	8	10	12	Total	
NO!	30.9	29.8	30.4	35.9	31.3	
no	26.5	19.7	27.8	21.9	24.3	
yes	26.5	28.9	27.8	26.6	27.4	
YES!	16.1	21.6	13.9	15.6	16.9	
N of Valid	298	218	194	128	838	
N of Miss	27	9	17	13	66	

Table 113: All in all, I am inclined to think that I am a failure.





Response	6	8	10	12	Total	
NO!	49.7	40.9	40.2	45.7	44.6	
no	26.2	27.3	35.7	31.0	29.4	
yes	13.8	17.7	14.1	12.4	14.7	
YES!	10.4	14.1	10.1	10.9	11.3	
N of Valid	298	220	199	129	846	
N of Miss	27	7	12	12	58	

Table 114: In the past year, have you felt depressed or sad MOST days, even if you felt okay sometimes?

Response	6	8	10	12	Total	
NO!	25.9	25.8	25.6	30.5	26.5	
no	18.6	16.7	17.1	17.2	17.6	
yes	33.2	30.3	33.2	27.3	31.6	
YES!	22.3	27.1	24.1	25.0	24.4	
N of Valid	301	221	199	128	849	
N of Miss	24	6	12	13	55	

Table 115: It is all right to beat up people if they start the fight.

Response	6	8	10	12	Total	
NO!	39.6	26.1	22.5	30.5	30.7	
no	21.5	18.0	18.0	22.7	19.9	
yes	16.4	26.6	23.0	14.8	20.4	
YES!	22.5	29.3	36.5	32.0	29.0	
N of Valid	298	222	200	128	848	
N of Miss	27	5	11	13	56	

Table 116: I think it is okay to take something without asking if you can get away with it.

Response	6	8	10	12	Total	
NO!	76.1	59.9	58.1	65.6	66.1	
no	20.9	34.2	34.3	28.1	28.6	
yes	1.7	4.5	4.5	3.9	3.4	
YES!	1.3	1.4	3.0	2.3	1.9	
N of Valid	301	222	198	128	849	
N of Miss	24	5	13	13	55	

Table 117: Where do you get the most information about living a drug and alcohol free life? Parents/guardians





Response	6	8	10	12	Total	
All the time	58.8	54.1	55.4	55.0	56.2	
Most	13.6	20.6	17.9	24.8	18.2	
Some	13.3	14.2	11.8	10.1	12.7	
Very little	14.3	11.0	14.9	10.1	12.9	
N of Valid	294	218	195	129	836	
N of Miss	31	9	16	12	68	

Table 118: Where do you get the most information about living a drug and alcohol free life? Friends





Response	6	8	10	12	Total	
All the time	25.6	13.5	19.1	30.2	21.6	
Most	15.9	16.3	17.5	11.6	15.7	
Some	18.1	23.7	25.3	19.4	21.5	
Very little	40.4	46.5	38.1	38.8	41.2	
N of Valid	277	215	194	129	815	
N of Miss	48	12	17	12	89	

Table 119: Where do you get the most information about living a drug and alcohol free life? Family members





Response	6	8	10	12	Total	
All the time	51.6	41.3	41.5	48.1	45.9	
Most	19.6	21.6	26.4	20.2	21.8	
Some	12.3	20.2	16.6	13.2	15.5	
Very little	16.5	17.0	15.5	18.6	16.7	
N of Valid	285	218	193	129	825	
N of Miss	40	9	18	12	79	

Table 120: Where do you get the most information about living a drug and alcohol free life? School





Response	6	8	10	12	Total	
All the time	66.4	50.2	47.4	49.2	55.1	
Most	12.5	27.2	21.9	19.5	19.6	
Some	9.3	10.1	18.8	16.4	12.8	
Very little	11.8	12.4	12.0	14.8	12.5	
N of Valid	289	217	192	128	826	
N of Miss	36	10	19	13	78	

Table 121: Where do you get the most information about living a drug and alcohol free life? Internet





Response	6	8	10	12	Total	
All the time	31.4	21.7	25.1	34.1	27.8	
Most	20.6	19.8	15.4	13.2	18.0	
Some	20.9	30.9	28.7	23.3	25.7	
Very little	27.2	27.6	30.8	29.5	28.5	
N of Valid	287	217	195	129	828	
N of Miss	38	10	16	12	76	

Table 122: Where do you get the most information about living a drug and alcohol free life? TV





Response	6	8	10	12	Total	
All the time	33.8	20.4	24.1	32.6	27.8	
Most	17.4	19.9	20.5	11.6	17.9	
Some	23.7	35.2	30.3	18.6	27.4	
Very little	25.1	24.5	25.1	37.2	26.8	
N of Valid	287	216	195	129	827	
N of Miss	38	11	16	12	77	

Table 123: Where do you get the most information about living a drug and alcohol free life? Social media





Response	6	8	10	12	Total	
All the time	24.4	17.4	24.1	32.6	23.7	
Most	15.2	13.7	14.7	11.6	14.1	
Some	18.7	25.6	29.8	24.8	24.1	
Very little	41.7	43.4	31.4	31.0	38.1	
N of Valid	283	219	191	129	822	
N of Miss	42	8	20	12	82	

Table 124: How much do you think people risk harming themselves (physically or in other ways) if they: smoked one or more packs of cigarettes per day?





Response	6	8	10	12	Total	
No risk	19.3	18.1	17.2	27.9	19.8	
Slight risk	10.0	10.0	12.6	14.0	11.2	
Moderate risk	20.6	18.1	21.7	15.5	19.4	
Great risk	50.2	53.8	48.5	42.6	49.6	
N of Valid	301	221	198	129	849	
N of Miss	24	6	13	12	55	

Table 125: How much do you think people risk harming themselves (physically or in other ways) if they: try marijuana once or twice?





Response	6	8	10	12	Total	
No risk	25.6	29.4	38.0	49.6	33.1	
Slight risk	22.6	33.5	30.2	26.4	27.8	
Moderate risk	22.9	17.0	12.0	8.5	16.6	
Great risk	29.0	20.2	19.8	15.5	22.5	
N of Valid	297	218	192	129	836	
N of Miss	28	9	19	12	68	

Table 126: How much do you think people risk harming themselves (physically or in other ways) if they: smoke marijuana once or twice a week?





Response	6	8	10	12	Total	
No risk	22.9	26.6	35.5	43.0	29.9	
Slight risk	11.8	16.1	23.4	28.9	18.2	
Moderate risk	26.3	27.5	18.8	10.2	22.4	
Great risk	39.1	29.8	22.3	18.0	29.5	
N of Valid	297	218	197	128	840	
N of Miss	28	9	14	13	64	

Table 127: How much do you think people risk harming themselves (physically or in other ways) if they: take one or two drinks of an alcoholic beverage (beer, wine, liquor) nearly every day?





Response	6	8	10	12	Total	
No risk	20.1	20.1	18.5	32.8	21.7	
Slight risk	19.1	15.5	19.0	14.8	17.5	
Moderate risk	16.4	31.1	27.7	18.8	23.2	
Great risk	44.3	33.3	34.9	33.6	37.6	
N of Valid	298	219	195	128	840	
N of Miss	27	8	16	13	64	

Table 128: How much do you think people risk harming themselves (physically or in other ways) if they: have five or more drinks of an alcoholic beverage once or twice a weekend?





Response	6	8	10	12	Total	
No risk	20.4	18.2	18.2	28.7	20.6	
Slight risk	12.4	6.8	15.2	11.6	11.5	
Moderate risk	22.4	26.8	22.7	23.3	23.8	
Great risk	44.8	48.2	43.9	36.4	44.2	
N of Valid	299	220	198	129	846	
N of Miss	26	7	13	12	58	

Table 129: How much do you think people risk harming themselves (physically or in other ways) if they: use prescription drugs that are not prescribed to them?


Response	6	8	10	12	Total	
No risk	19.8	17.3	17.4	28.7	20.0	
Slight risk	5.0	6.8	12.8	8.5	7.8	
Moderate risk	16.8	25.0	16.9	13.2	18.4	
Great risk	58.4	50.9	52.8	49.6	53.8	
N of Valid	298	220	195	129	842	
N of Miss	27	7	16	12	62	

Table 130: How much do you think people risk harming themselves (physically or in other ways) if they: use non-prescription drugs to get high?


Response	6	8	10	12	Total	
No risk	18.1	16.8	16.4	28.1	18.9	
Slight risk	7.7	4.5	9.2	7.0	7.1	
Moderate risk	17.7	21.4	18.5	14.1	18.3	
Great risk	56.5	57.3	55.9	50.8	55.7	
N of Valid	299	220	195	128	842	
N of Miss	26	7	16	13	62	

Table 131: How much do you think people risk harming themselves (physically or in other ways) if they: use e-cigarettes, e-cigars, or e-hookahs?


Response	6	8	10	12	Total	
No risk	19.9	19.7	17.7	33.1	21.3	
Slight risk	10.1	19.3	21.9	22.0	17.0	
Moderate risk	20.5	22.5	22.9	15.0	20.7	
Great risk	49.5	38.5	37.5	29.9	40.9	
N of Valid	297	218	192	127	834	
N of Miss	28	9	19	14	70	

Table 132: Have you ever used smokeless tobacco (chew, snuff, plug, dipping tobacco, or chewing tobacco)?






Response	6	8	10	12	Total	
Never	95.9	95.4	95.8	92.1	95.2	
Once or Twice	3.7	3.2	2.6	5.5	3.6	
Once in a while but not regularly	0.0	0.9	1.6	0.8	0.7	
Regularly in the past	0.0	0.5	0.0	1.6	0.4	
Regularly now	0.3	0.0	0.0	0.0	0.1	
N of Valid	296	217	189	127	829	
N of Miss	29	10	22	14	75	

Table 133: How often have you used smokeless tobacco during the past 30 days?






Response	6	8	10	12	Total	
Not at all	99.0	97.2	97.9	98.4	98.2	
Once or twice	0.7	0.9	1.1	1.6	1.0	
Once or twice per week	0.0	0.5	0.0	0.0	0.1	
Three to five times per week	0.3	0.0	1.1	0.0	0.4	
About once a day	0.0	0.0	0.0	0.0	0.0	
More than once a day	0.0	1.4	0.0	0.0	0.4	
N of Valid	296	215	190	126	827	
N of Miss	29	12	21	15	77	

Table 134: Have you ever smoked cigarettes?






Response	6	8	10	12	Total	
Never	89.9	89.3	88.9	88.1	89.2	
Once or Twice	9.5	6.5	8.5	7.9	8.2	
Once in a while but not regularly	0.7	1.9	0.5	1.6	1.1	
Regularly in the past	0.0	0.5	0.5	2.4	0.6	
Regularly now	0.0	1.9	1.6	0.0	0.8	
N of Valid	296	214	189	126	825	
N of Miss	29	13	22	15	79	

Table 135: How frequently have you smoked cigarettes during the past 30 days?





Response	6	8	10	12	Total	
Not at all	99.7	95.3	96.8	99.2	97.8	
Less than one cigarette per day	0.3	1.9	0.5	0.8	0.9	
One to five cigarettes per day	0.0	1.4	2.1	0.0	0.9	
About one-half pack per day	0.0	1.4	0.5	0.0	0.5	
About one pack per day	0.0	0.0	0.0	0.0	0.0	
About one and one-half packs per day	0.0	0.0	0.0	0.0	0.0	
Two packs or more per day	0.0	0.0	0.0	0.0	0.0	
N of Valid	292	214	188	127	821	
N of Miss	33	13	23	14	83	

Table 136: Which statement best describes rules about smoking inside your home or your family cars?






Response	6	8	10	12	Total	
Smoking is not allowed anywhere inside your home or cars	56.8	57.0	50.3	57.9	55.5	
Smoking is allowed in some places and at some times or in some cars	9.5	13.6	12.6	8.7	11.1	
Smoking is allowed anywhere inside the home or cars	3.7	3.3	3.1	4.0	3.5	
There are no rules about smoking inside the home or cars	4.7	3.7	4.7	4.8	4.5	
I don't know	25.3	22.4	29.3	24.6	25.4	
N of Valid	296	214	191	126	827	
N of Miss	29	13	20	15	77	

Table 137: Have you ever used e-cigarettes, e-cigars, or e-hookahs (vaping)?






Response	6	8	10	12	Total	
Never	91.2	81.9	83.2	82.9	85.7	
Once or Twice	6.8	10.7	6.3	4.1	7.3	
Once in a while but not regularly	0.7	3.3	6.8	7.3	3.8	
Regularly in the past	1.0	1.9	1.6	4.1	1.8	
Regularly now	0.3	2.3	2.1	1.6	1.5	
N of Valid	295	215	190	123	823	
N of Miss	30	12	21	18	81	

Table 138: How frequently have you used e-cigarettes, e-cigars, or e-hookahs (vaping)?







Response	6	8	10	12	Total	
Not at all	95.6	92.4	89.7	88.7	92.4	
Less than 10 puffs per day	4.1	4.3	7.0	7.3	5.3	
10 to 50 puffs per day	0.0	1.9	1.6	3.2	1.4	
About one-half cartomiser per day	0.3	0.5	0.5	0.0	0.4	
About one cartomiser per day	0.0	0.5	1.1	0.8	0.5	
About one and one-half cartomisers per day	0.0	0.0	0.0	0.0	0.0	
Two cartomisers or more per day	0.0	0.5	0.0	0.0	0.1	
N of Valid	294	211	185	124	814	
N of Miss	31	16	26	17	90	

Table 139: During this school year, were you taught in any of your classes about the dangers of tobacco use?






Response	6	8	10	12	Total	
Never	18.4	37.1	33.9	48.0	31.2	
Rarely	11.0	18.3	22.2	20.8	16.9	
Sometimes	20.7	24.9	23.8	15.2	21.7	
Often	24.1	9.4	9.5	10.4	14.9	
Almost always	25.8	10.3	10.6	5.6	15.3	
N of Valid	299	213	189	125	826	
N of Miss	26	14	22	16	78	

Table 140: During the past 12 months, have you participated in any community activities to discourage people your age from using cigarettes, chewing tobacco, snuff, dip or cigars, e-cigarettes, e-cigars, or e-hookahs?






Response	6	8	10	12	Total	
Never	55.3	65.6	67.6	79.8	64.5	
Rarely	16.9	12.1	12.8	9.7	13.6	
Sometimes	9.2	10.7	7.4	3.2	8.3	
Often	11.2	5.1	4.8	4.0	7.1	
Almost always	7.5	6.5	7.4	3.2	6.6	
N of Valid	295	215	188	124	822	
N of Miss	30	12	23	17	82	

Table 141: Think back over the last two weeks. How many times have you had five or more alcoholic drinks in a row?







Response	6	8	10	12	Total	
None	98.0	96.7	91.4	91.2	95.1	
Once	1.0	0.0	3.2	4.0	1.7	
Twice	0.7	1.0	3.2	1.6	1.5	
3-5 times	0.0	1.4	0.5	3.2	1.0	
6-9 times	0.0	0.5	0.5	0.0	0.2	
10 or more times	0.3	0.5	1.1	0.0	0.5	
N of Valid	296	209	187	125	817	
N of Miss	29	18	24	16	87	

Table 142: During the past 30 days, how many times did you ride in a car or other vehicle driven by someone who had been drinking alcohol or using drugs to get high?






Response	6	8	10	12	Total	
0 times	84.6	83.0	80.5	85.6	83.4	
1 time	7.9	3.3	7.4	4.0	6.0	
2 or 3 times	3.1	7.1	5.3	7.2	5.3	
4 or 5 times	1.0	1.9	1.6	0.8	1.3	
6 or more times	3.4	4.7	5.3	2.4	4.0	
N of Valid	292	212	190	125	819	
N of Miss	33	15	21	16	85	

Table 143: During the past 30 days, how many times did you drive a car or other vehicle when you had been drinking alcohol or using drugs to get high?







Response	6	8	10	12	Total	
I did not drive a car in the past 30 days	43.7	57.4	44.1	46.4	47.7	
0 times	54.3	40.2	47.9	52.8	49.0	
1 time	1.0	1.0	3.2	0.0	1.3	
2 or 3 times	0.7	0.5	1.6	0.8	0.9	
4 or 5 times	0.3	1.0	1.1	0.0	0.6	
6 or more times	0.0	0.0	2.1	0.0	0.5	
N of Valid	293	209	188	125	815	
N of Miss	32	18	23	16	89	

Table 144: If you drank alcohol (not just a sip or taste) in the past year, where did you usually drink it?










Response	6	8	10	12	Total	
I did not drink alcohol in the past year	92.3	84.2	75.7	76.0	84.0	
At my home	5.3	3.3	8.6	9.6	6.2	
At someone else's home	1.7	10.0	11.9	11.2	7.6	
At an open area like a park, beach, field, back road, woods, or a street corner	0.3	0.0	0.5	0.8	0.4	
At a sporting event or concert	0.0	0.5	0.0	0.0	0.1	
At a restaurant, bar, or a nightclub	0.3	0.0	1.6	0.8	0.6	
At an empty building or a construction site	0.0	0.5	0.0	0.0	0.1	
At a hotel/motel	0.0	1.0	1.6	0.8	0.7	
An a car	0.0	0.5	0.0	0.8	0.2	
At school	0.0	0.0	0.0	0.0	0.0	
N of Valid	300	209	185	125	819	
N of Miss	25	18	26	16	85	

Table 145: How do you feel about someone your age having one or two drinks of an alcoholic beverage nearly every day?





Response	6	8	10	12	Total	
Neither approve nor disapprove	15.6	29.9	34.4	48.4	28.6	
Somewhat disapprove	7.5	10.4	13.2	12.7	10.4	
Strongly disapprove	59.7	45.0	31.2	27.0	44.3	
Don't know or can't say	17.3	14.7	21.2	11.9	16.7	
N of Valid	295	211	189	126	821	
N of Miss	30	16	22	15	83	

Table 146: On how many occasions have you had alcoholic beverages (beer, wine or hard liquor) to drink in your lifetime - more than just a few sips?






Response	6	8	10	12	Total	
0	89.6	79.2	74.7	76.6	81.6	
1-2	7.1	13.2	10.2	8.9	9.6	
3-5	1.3	3.3	8.1	5.6	4.0	
6-9	0.7	1.9	1.6	2.4	1.5	
10+	1.3	2.4	5.4	6.5	3.3	
N of Valid	297	212	186	124	819	
N of Miss	28	15	25	17	85	

Table 147: On how many occasions have you drunk one of more drinks of an alcoholic beverage during the past 30 days?






Response	6	8	10	12	Total	
0	99.3	96.2	87.6	87.9	94.1	
1-2	0.3	1.9	7.0	7.3	3.3	
3-5	0.0	0.9	3.8	4.0	1.7	
6-9	0.3	0.5	0.0	0.0	0.2	
10+	0.0	0.5	1.6	0.8	0.6	
N of Valid	297	212	185	124	818	
N of Miss	28	15	26	17	86	

Table 148: On how many occasions have you used marijuana (grass, pot) or hashish (hash, hash oil) in your lifetime?






Response	6	8	10	12	Total	
0	96.3	88.7	87.0	82.3	90.1	
1-2	2.4	5.7	4.9	6.5	4.4	
3-5	0.7	1.4	2.2	3.2	1.6	
6-9	0.0	1.9	0.0	0.8	0.6	
10+	0.7	2.4	5.9	7.3	3.3	
N of Valid	295	212	185	124	816	
N of Miss	30	15	26	17	88	

Table 149: On how many occasions have you used marijuana (grass, pot) or hashish (hash, hash oil) during the past 30 days?






Response	6	8	10	12	Total	
0	99.3	96.2	90.8	89.5	95.1	
1-2	0.7	1.4	4.3	6.5	2.6	
3-5	0.0	0.5	1.1	0.8	0.5	
6-9	0.0	0.5	0.5	0.8	0.4	
10+	0.0	1.4	3.2	2.4	1.5	
N of Valid	292	209	185	124	810	
N of Miss	33	18	26	17	94	

Table 150: On how many occasions have you used LSD or other psychedelics in your lifetime?




Response	6	8	10	12	Total	
0	99.7	100.0	98.4	100.0	99.5	
1-2	0.3	0.0	1.1	0.0	0.4	
3-5	0.0	0.0	0.0	0.0	0.0	
6-9	0.0	0.0	0.0	0.0	0.0	
10+	0.0	0.0	0.5	0.0	0.1	
N of Valid	295	212	185	124	816	
N of Miss	30	15	26	17	88	

Table 151: On how many occasions have you used LSD or other psychedelics during the past 30 days?



Response	6	8	10	12	Total	
0	100.0	100.0	99.5	100.0	99.9	
1-2	0.0	0.0	0.5	0.0	0.1	
3-5	0.0	0.0	0.0	0.0	0.0	
6-9	0.0	0.0	0.0	0.0	0.0	
10+	0.0	0.0	0.0	0.0	0.0	
N of Valid	295	212	183	124	814	
N of Miss	30	15	28	17	90	

Table 152: On how many occasions have you used cocaine or crack in your lifetime?





Response	6	8	10	12	Total	
0	99.3	99.5	98.9	99.2	99.3	
1-2	0.3	0.5	0.5	0.8	0.5	
3-5	0.0	0.0	0.0	0.0	0.0	
6-9	0.3	0.0	0.0	0.0	0.1	
10+	0.0	0.0	0.5	0.0	0.1	
N of Valid	297	210	183	124	814	
N of Miss	28	17	28	17	90	

Table 153: On how many occasions have you used cocaine or crack during the past 30 days?




Response	6	8	10	12	Total	
0	100.0	100.0	98.9	100.0	99.8	
1-2	0.0	0.0	0.5	0.0	0.1	
3-5	0.0	0.0	0.0	0.0	0.0	
6-9	0.0	0.0	0.5	0.0	0.1	
10+	0.0	0.0	0.0	0.0	0.0	
N of Valid	297	211	182	124	814	
N of Miss	28	16	29	17	90	

Table 154: On how many occasions have you sniffed glue, breathed the contents of an aerosol spray can, or inhaled other gases or sprays, in order to get high in your lifetime?






Response	6	8	10	12	Total	
0	95.9	94.3	98.4	97.6	96.3	
1-2	2.0	2.8	1.6	1.6	2.1	
3-5	0.7	0.5	0.0	0.0	0.4	
6-9	0.7	0.5	0.0	0.0	0.4	
10+	0.7	1.9	0.0	0.8	0.9	
N of Valid	295	212	183	125	815	
N of Miss	30	15	28	16	89	

Table 155: On how many occasions have you sniffed glue, breathed the contents of an aerosol spray can, or inhaled other gases or sprays, in order to get high during the past 30 days?





Response	6	8	10	12	Total	
0	98.3	97.6	98.9	100.0	98.5	
1-2	1.7	1.4	1.1	0.0	1.2	
3-5	0.0	0.5	0.0	0.0	0.1	
6-9	0.0	0.0	0.0	0.0	0.0	
10+	0.0	0.5	0.0	0.0	0.1	
N of Valid	291	210	182	123	806	
N of Miss	34	17	29	18	98	

Table 156: On how many occasions have you used Pegaramide (peg, Peggy, etc.) in your lifetime?


Response	6	8	10	12	Total	
0	100.0	100.0	100.0	100.0	100.0	
1-2	0.0	0.0	0.0	0.0	0.0	
3-5	0.0	0.0	0.0	0.0	0.0	
6-9	0.0	0.0	0.0	0.0	0.0	
10+	0.0	0.0	0.0	0.0	0.0	
N of Valid	296	212	183	123	814	
N of Miss	29	15	28	18	90	

Table 157: On how many occasions have you used Pegaramide (peg, Peggy, etc.) during the past 30 days?


Response	6	8	10	12	Total	
0	100.0	100.0	100.0	100.0	100.0	
1-2	0.0	0.0	0.0	0.0	0.0	
3-5	0.0	0.0	0.0	0.0	0.0	
6-9	0.0	0.0	0.0	0.0	0.0	
10+	0.0	0.0	0.0	0.0	0.0	
N of Valid	294	212	182	124	812	
N of Miss	31	15	29	17	92	

Table 158: On how many occasions have you used synthetic marijuana (K2, spice) in your lifetime?





Response	6	8	10	12	Total	
0	99.3	97.6	98.9	100.0	98.9	
1-2	0.7	1.4	0.5	0.0	0.7	
3-5	0.0	0.0	0.5	0.0	0.1	
6-9	0.0	0.0	0.0	0.0	0.0	
10+	0.0	0.9	0.0	0.0	0.2	
N of Valid	296	212	182	123	813	
N of Miss	29	15	29	18	91	

Table 159: On how many occasions have you used synthetic marijuana (K2, spice) during the past 30 days?




Response	6	8	10	12	Total	
0	100.0	99.1	99.5	100.0	99.6	
1-2	0.0	0.5	0.5	0.0	0.2	
3-5	0.0	0.5	0.0	0.0	0.1	
6-9	0.0	0.0	0.0	0.0	0.0	
10+	0.0	0.0	0.0	0.0	0.0	
N of Valid	293	211	182	124	810	
N of Miss	32	16	29	17	94	

Table 160: On how many occasions have you used methamphetamines (meth, speed, crank, crystal meth) in your lifetime?




Response	6	8	10	12	Total	
0	99.7	99.1	99.5	100.0	99.5	
1-2	0.0	0.9	0.5	0.0	0.4	
3-5	0.3	0.0	0.0	0.0	0.1	
6-9	0.0	0.0	0.0	0.0	0.0	
10+	0.0	0.0	0.0	0.0	0.0	
N of Valid	296	211	182	124	813	
N of Miss	29	16	29	17	91	

Table 161: On how many occasions have you used methamphetamines (meth, speed, crank, crystal meth) in the past 30 days?



Response	6	8	10	12	Total	
0	99.7	100.0	100.0	100.0	99.9	
1-2	0.0	0.0	0.0	0.0	0.0	
3-5	0.3	0.0	0.0	0.0	0.1	
6-9	0.0	0.0	0.0	0.0	0.0	
10+	0.0	0.0	0.0	0.0	0.0	
N of Valid	293	211	182	124	810	
N of Miss	32	16	29	17	94	

Table 162: On how many occasions have you used other chemical products (bath salts, plant food, etc.) in your lifetime?






Response	6	8	10	12	Total	
0	97.6	96.2	98.9	100.0	97.9	
1-2	1.7	1.4	0.0	0.0	1.0	
3-5	0.7	0.9	0.0	0.0	0.5	
6-9	0.0	0.0	0.5	0.0	0.1	
10+	0.0	1.4	0.5	0.0	0.5	
N of Valid	295	212	182	124	813	
N of Miss	30	15	29	17	91	

Table 163: On how many occasions have you used other chemical products (bath salts, plant food, etc.) during the past 30 days?





Response	6	8	10	12	Total	
0	98.3	98.6	99.5	100.0	98.9	
1-2	1.4	0.5	0.5	0.0	0.7	
3-5	0.3	0.5	0.0	0.0	0.2	
6-9	0.0	0.0	0.0	0.0	0.0	
10+	0.0	0.5	0.0	0.0	0.1	
N of Valid	294	210	182	124	810	
N of Miss	31	17	29	17	94	

Table 164: On how many occasions have you used heroin or other opiates in your lifetime?



Response	6	8	10	12	Total	
0	99.7	99.5	99.5	100.0	99.6	
1-2	0.3	0.5	0.5	0.0	0.4	
3-5	0.0	0.0	0.0	0.0	0.0	
6-9	0.0	0.0	0.0	0.0	0.0	
10+	0.0	0.0	0.0	0.0	0.0	
N of Valid	296	211	182	124	813	
N of Miss	29	16	29	17	91	

Table 165: On how many occasions have you used heroin or other opiates during the past 30 days?


Response	6	8	10	12	Total	
0	100.0	100.0	100.0	100.0	100.0	
1-2	0.0	0.0	0.0	0.0	0.0	
3-5	0.0	0.0	0.0	0.0	0.0	
6-9	0.0	0.0	0.0	0.0	0.0	
10+	0.0	0.0	0.0	0.0	0.0	
N of Valid	289	206	182	121	798	
N of Miss	36	21	29	20	106	

Table 166: On how many occasions have you used MDMA ('X', 'E', or ecstasy) in your lifetime?




Response	6	8	10	12	Total	
0	99.7	100.0	99.5	99.2	99.6	
1-2	0.0	0.0	0.5	0.8	0.2	
3-5	0.0	0.0	0.0	0.0	0.0	
6-9	0.0	0.0	0.0	0.0	0.0	
10+	0.3	0.0	0.0	0.0	0.1	
N of Valid	295	209	182	124	810	
N of Miss	30	18	29	17	94	

Table 167: On how many occasions have you used MDMA ('X', 'E', or ecstasy) during the past 30 days?



Response	6	8	10	12	Total	
0	100.0	100.0	99.4	100.0	99.9	
1-2	0.0	0.0	0.6	0.0	0.1	
3-5	0.0	0.0	0.0	0.0	0.0	
6-9	0.0	0.0	0.0	0.0	0.0	
10+	0.0	0.0	0.0	0.0	0.0	
N of Valid	292	209	178	123	802	
N of Miss	33	18	33	18	102	

Table 168: On how many occasions have you taken prescription drugs (such as Valium, Xanax, Ritalin, Adderall, OxyContin, Tramadol, or sleeping pills) not prescribed to you in your lifetime?






Response	6	8	10	12	Total	
0	93.9	94.3	92.3	95.9	94.0	
1-2	3.0	2.8	5.0	1.6	3.2	
3-5	1.4	0.9	1.7	1.6	1.4	
6-9	0.0	0.9	0.6	0.8	0.5	
10+	1.7	0.9	0.6	0.0	1.0	
N of Valid	296	211	181	123	811	
N of Miss	29	16	30	18	93	

Table 169: On how many occasions have you taken prescription drugs (such as Valium, Xanax, Ritalin, Adderall, OxyContin, Tramadol, or sleeping pills) not prescribed to you during the past 30 days?





Response	6	8	10	12	Total	
0	97.6	97.6	98.3	97.6	97.8	
1-2	1.0	1.9	1.1	2.4	1.5	
3-5	0.3	0.5	0.6	0.0	0.4	
6-9	0.0	0.0	0.0	0.0	0.0	
10+	1.0	0.0	0.0	0.0	0.4	
N of Valid	296	211	179	124	810	
N of Miss	29	16	32	17	94	

Table 170: On how many occasions have you taken non-prescription medicines such as diet pills (for example, Dietac, Dexatrim or Prolamine), stay-awake pills (for example No-Doz, Vivarin, or Wake), or cough or cold medicines (robos, DXM, etc.) to get high in your lifetime?





Response	6	8	10	12	Total	
0	98.3	97.1	99.4	99.2	98.4	
1-2	1.4	2.4	0.0	0.0	1.1	
3-5	0.3	0.0	0.0	0.8	0.2	
6-9	0.0	0.5	0.6	0.0	0.2	
10+	0.0	0.0	0.0	0.0	0.0	
N of Valid	296	209	181	123	809	
N of Miss	29	18	30	18	95	

Table 171: On how many occasions have you taken non-prescription medicines such as diet pills (for example, Dietac, Dexatrim or Prolamine), stay-awake pills (for example No-Doz, Vivarin, or Wake), or cough or cold medicines (robos, DXM, etc.) to get high during the past 30 days?




Response	6	8	10	12	Total	
0	99.0	99.0	99.4	99.2	99.1	
1-2	1.0	0.5	0.6	0.8	0.7	
3-5	0.0	0.0	0.0	0.0	0.0	
6-9	0.0	0.5	0.0	0.0	0.1	
10+	0.0	0.0	0.0	0.0	0.0	
N of Valid	293	210	181	124	808	
N of Miss	32	17	30	17	96	

Table 172: On how many occasions have you been drunk or very high from drinking alcoholic beverages during the past 30 days?






Response	6	8	10	12	Total	
0	100.0	97.1	92.2	93.5	96.5	
1-2	0.0	0.5	3.3	6.5	1.9	
3-5	0.0	1.9	2.8	0.0	1.1	
6-9	0.0	0.5	0.6	0.0	0.2	
10+	0.0	0.0	1.1	0.0	0.2	
N of Valid	293	210	180	124	807	
N of Miss	32	17	31	17	97	

Table 173: On how many occasions have you drunk flavored alcoholic beverages, sometimes called 'alcopops' (like Mike's Hard Lemonade, Smirnoff Ice, Bacardi Breezers, etc.) in your lifetime?






Response	6	8	10	12	Total	
0	95.6	89.0	86.2	82.8	89.8	
1-2	3.1	7.6	5.5	6.6	5.3	
3-5	0.7	1.4	3.9	5.7	2.4	
6-9	0.3	1.4	1.7	3.3	1.4	
10+	0.3	0.5	2.8	1.6	1.1	
N of Valid	293	210	181	122	806	
N of Miss	32	17	30	19	98	

Table 174: On how many occasions have you drunk flavored alcoholic beverages, sometimes called 'alcopops' (like Mike's Hard Lemonade, Smirnoff Ice, Bacardi Breezers, etc.) during the past 30 days?






Response	6	8	10	12	Total	
0	99.3	95.3	92.2	94.4	95.9	
1-2	0.7	2.4	3.9	4.0	2.3	
3-5	0.0	1.9	2.8	1.6	1.4	
6-9	0.0	0.5	0.6	0.0	0.2	
10+	0.0	0.0	0.6	0.0	0.1	
N of Valid	295	211	179	124	809	
N of Miss	30	16	32	17	95	

Table 175: If you smoked cigarettes (not just a puff or drag) in the past year, how did you usually get them?












Response	6	8	10	12	Total	
I did not smoke cigarettes in the past year	94.5	91.3	92.7	95.8	93.5	
I bought them myself with a fake ID	0.0	0.0	0.0	0.0	0.0	
I bought them myself without a fake ID	0.0	0.0	0.6	0.8	0.3	
I got them from someone I know age 18 or older	0.7	1.9	1.1	1.7	1.3	
I got them from someone I know under age 18	0.3	1.5	0.6	0.0	0.6	
I got them from my brother or sister	0.0	0.5	0.0	0.0	0.1	
I got them from home with my parents' permission	0.0	0.0	0.6	0.0	0.1	
I got them from home without my parents' permission	1.7	2.4	0.6	0.0	1.4	
I got them from another relative	0.3	1.0	0.0	0.0	0.4	
A stranger bought them for me	0.3	0.0	0.6	0.0	0.3	
I took them from a store or shop	0.0	0.5	0.0	0.0	0.1	
Other	2.1	1.0	3.4	1.7	2.0	
N of Valid	292	206	179	119	796	
N of Miss	33	21	32	22	108	

Table 176: If you used e-cigarettes, e-cigars, or e-hookahs (not just a puff or drag) in the past year, how did you usually get them? - I did not use e-cigarettes, e-cigars, or e-hookahs in the past year



Response	6	8	10	12	Total	
No	4.1	13.0	10.6	7.7	8.4	
Yes	95.9	87.0	89.4	92.3	91.6	
N of Valid	290	207	179	117	793	
N of Miss	0	0	0	0	0	

Table 177: If you used e-cigarettes, e-cigars, or e-hookahs (not just a puff or drag) in the past year, how did you usually get them? - I bought them in a store such as a convenience store, supermarket, discount store, or gas station



Response	6	8	10	12	Total	
No	100.0	100.0	100.0	98.3	99.7	
Yes	0.0	0.0	0.0	1.7	0.3	
N of Valid	290	207	179	117	793	
N of Miss	0	0	0	0	0	

Table 178: If you used e-cigarettes, e-cigars, or e-hookahs (not just a puff or drag) in the past year, how did you usually get them? - I got them on the Internet



Response	6	8	10	12	Total	
No	99.3	99.0	99.4	99.1	99.2	
Yes	0.7	1.0	0.6	0.9	0.8	
N of Valid	290	207	179	117	793	
N of Miss	0	0	0	0	0	

Table 179: If you used e-cigarettes, e-cigars, or e-hookahs (not just a puff or drag) in the past year, how did you usually get them? - I got them at a store that sells electronic cigarettes, such as a "vape shop"



Response	6	8	10	12	Total	
No	99.7	99.5	99.4	97.4	99.2	
Yes	0.3	0.5	0.6	2.6	0.8	
N of Valid	290	207	179	117	793	
N of Miss	0	0	0	0	0	

Table 180: If you used e-cigarettes, e-cigars, or e-hookahs (not just a puff or drag) in the past year, how did you usually get them? - I got them from a family member



Response	6	8	10	12	Total	
No	98.6	96.1	98.3	97.4	97.7	
Yes	1.4	3.9	1.7	2.6	2.3	
N of Valid	290	207	179	117	793	
N of Miss	0	0	0	0	0	

Table 181: If you used e-cigarettes, e-cigars, or e-hookahs (not just a puff or drag) in the past year, how did you usually get them? - I got them from a friend



Response	6	8	10	12	Total	
No	99.3	92.8	93.9	96.6	96.0	
Yes	0.7	7.2	6.1	3.4	4.0	
N of Valid	290	207	179	117	793	
N of Miss	0	0	0	0	0	

Table 182: If you used e-cigarettes, e-cigars, or e-hookahs (not just a puff or drag) in the past year, how did you usually get them? - A stranger got them for me



Response	6	8	10	12	Total	
No	99.7	100.0	98.3	100.0	99.5	
Yes	0.3	0.0	1.7	0.0	0.5	
N of Valid	290	207	179	117	793	
N of Miss	0	0	0	0	0	

Table 183: If you used e-cigarettes, e-cigars, or e-hookahs (not just a puff or drag) in the past year, how did you usually get them? - I took them from a store or shop



Response	6	8	10	12	Total	
No	99.7	100.0	100.0	100.0	99.9	
Yes	0.3	0.0	0.0	0.0	0.1	
N of Valid	290	207	179	117	793	
N of Miss	0	0	0	0	0	

Table 184: If you used e-cigarettes, e-cigars, or e-hookahs (not just a puff or drag) in the past year, how did you usually get them? - I got them some other way



Response	6	8	10	12	Total	
No	97.9	96.1	98.9	97.4	97.6	
Yes	2.1	3.9	1.1	2.6	2.4	
N of Valid	290	207	179	117	793	
N of Miss	0	0	0	0	0	

Table 185: If you used marijuana (grass, pot) (not just a puff or drag) in the past year, how did you usually get it? - I did not use marijuana (grass, pot) in the past year



Response	6	8	10	12	Total	
No	3.1	9.8	13.5	21.1	9.8	
Yes	96.9	90.2	86.5	78.9	90.2	
N of Valid	288	205	178	114	785	
N of Miss	0	0	0	0	0	

Table 186: If you used marijuana (grass, pot) (not just a puff or drag) in the past year, how did you usually get it? - I bought it myself



Response	6	8	10	12	Total	
No	99.3	96.6	94.4	91.2	96.3	
Yes	0.7	3.4	5.6	8.8	3.7	
N of Valid	288	205	178	114	785	
N of Miss	0	0	0	0	0	

Table 187: If you used marijuana (grass, pot) (not just a puff or drag) in the past year, how did you usually get it? - I got it from someone at school



Response	6	8	10	12	Total	
No	100.0	97.6	97.2	98.2	98.5	
Yes	0.0	2.4	2.8	1.8	1.5	
N of Valid	288	205	178	114	785	
N of Miss	0	0	0	0	0	

Table 188: If you used marijuana (grass, pot) (not just a puff or drag) in the past year, how did you usually get it? - I got it from someone with a medical marijuana card



Response	6	8	10	12	Total	
No	100.0	100.0	99.4	99.1	99.7	
Yes	0.0	0.0	0.6	0.9	0.3	
N of Valid	288	205	178	114	785	
N of Miss	0	0	0	0	0	

Table 189: If you used marijuana (grass, pot) (not just a puff or drag) in the past year, how did you usually get it? - I got it from my brother or sister



Response	6	8	10	12	Total	
No	99.7	98.5	98.9	100.0	99.2	
Yes	0.3	1.5	1.1	0.0	0.8	
N of Valid	288	205	178	114	785	
N of Miss	0	0	0	0	0	

Table 190: If you used marijuana (grass, pot) (not just a puff or drag) in the past year, how did you usually get it? - I got it from another relative



Response	6	8	10	12	Total	
No	99.0	97.6	99.4	99.1	98.7	
Yes	1.0	2.4	0.6	0.9	1.3	
N of Valid	288	205	178	114	785	
N of Miss	0	0	0	0	0	

Table 191: If you used marijuana (grass, pot) (not just a puff or drag) in the past year, how did you usually get it? - Other



Response	6	8	10	12	Total	
No	97.6	96.1	94.9	87.7	95.2	
Yes	2.4	3.9	5.1	12.3	4.8	
N of Valid	288	205	178	114	785	
N of Miss	0	0	0	0	0	

Table 192: If you drank alcohol (not just a sip or taste) in the past year, how did you usually get it?

Response	6	8	10	12	Total	
I did not drink alcohol in the past year	94.4	83.6	78.2	78.2	85.4	
I bought it myself with a fake ID	0.0	0.5	0.6	0.0	0.3	
I bought it myself without a fake ID	0.0	0.0	0.0	0.0	0.0	
I got it from someone I know age 21 or older	1.4	1.9	7.3	7.6	3.8	
I got it from someone I know under age 21	0.4	1.4	1.1	1.7	1.0	
I got it from my brother or sister	0.7	1.0	1.1	0.8	0.9	
I got it from home with my parents' permission	0.7	1.9	3.9	5.0	2.4	
I got it from home without my parents' permission	0.4	1.9	1.7	0.0	1.0	
I got it from another relative	0.7	2.4	2.8	0.8	1.6	
A stranger bought it for me	0.0	0.5	0.0	0.0	0.1	
I took it from a store or shop	0.0	0.0	0.0	0.0	0.0	
Other	1.4	4.8	3.4	5.9	3.4	
N of Valid	285	207	179	119	790	
N of Miss	40	20	32	22	114	

Table 193: If you used prescription drugs or over the counter drugs without a doctor telling you to use it or for the purpose of getting high, where did you get these drugs? - Did not use

Response	6	8	10	12	Total	
No	1.4	2.9	4.5	5.0	3.0	
Yes	98.6	97.1	95.5	95.0	97.0	
N of Valid	289	206	179	119	793	
N of Miss	0	0	0	0	0	

Table 194: If you used prescription drugs or over the counter drugs without a doctor telling you to use it or for the purpose of getting high, where did you get these drugs? -
Bought or took from store or shop



Response	6	8	10	12	Total	
No	99.7	100.0	100.0	100.0	99.9	
Yes	0.3	0.0	0.0	0.0	0.1	
N of Valid	289	206	179	119	793	
N of Miss	0	0	0	0	0	

Table 195: If you used prescription drugs or over the counter drugs without a doctor telling you to use it or for the purpose of getting high, where did you get these drugs? -
Got from parents with permission



Response	6	8	10	12	Total	
No	100.0	99.0	99.4	99.2	99.5	
Yes	0.0	1.0	0.6	0.8	0.5	
N of Valid	289	206	179	119	793	
N of Miss	0	0	0	0	0	

Table 196: If you used prescription drugs or over the counter drugs without a doctor telling you to use it or for the purpose of getting high, where did you get these drugs? -
Got from home without permission



Response	6	8	10	12	Total	
No	100.0	99.0	100.0	99.2	99.6	
Yes	0.0	1.0	0.0	0.8	0.4	
N of Valid	289	206	179	119	793	
N of Miss	0	0	0	0	0	

Table 197: If you used prescription drugs or over the counter drugs without a doctor telling you to use it or for the purpose of getting high, where did you get these drugs? -
Got from relative with permission



Response	6	8	10	12	Total	
No	99.7	99.5	98.3	99.2	99.2	
Yes	0.3	0.5	1.7	0.8	0.8	
N of Valid	289	206	179	119	793	
N of Miss	0	0	0	0	0	

Table 198: If you used prescription drugs or over the counter drugs without a doctor telling you to use it or for the purpose of getting high, where did you get these drugs? -
Got from relative without permission



Response	6	8	10	12	Total	
No	100.0	100.0	99.4	100.0	99.9	
Yes	0.0	0.0	0.6	0.0	0.1	
N of Valid	289	206	179	119	793	
N of Miss	0	0	0	0	0	

Table 199: If you used prescription drugs or over the counter drugs without a doctor telling you to use it or for the purpose of getting high, where did you get these drugs? -
Got from friend's home with permission



Response	6	8	10	12	Total	
No	99.7	100.0	98.3	100.0	99.5	
Yes	0.3	0.0	1.7	0.0	0.5	
N of Valid	289	206	179	119	793	
N of Miss	0	0	0	0	0	

Table 200: If you used prescription drugs or over the counter drugs without a doctor telling you to use it or for the purpose of getting high, where did you get these drugs? -
Got from friend's home without permission



Response	6	8	10	12	Total	
No	100.0	99.5	100.0	100.0	99.9	
Yes	0.0	0.5	0.0	0.0	0.1	
N of Valid	289	206	179	119	793	
N of Miss	0	0	0	0	0	

Table 201: If you used prescription drugs or over the counter drugs without a doctor telling you to use it or for the purpose of getting high, where did you get these drugs? -
Got from friend at school



Response	6	8	10	12	Total	
No	100.0	100.0	99.4	100.0	99.9	
Yes	0.0	0.0	0.6	0.0	0.1	
N of Valid	289	206	179	119	793	
N of Miss	0	0	0	0	0	

Table 202: If you used prescription drugs or over the counter drugs without a doctor telling you to use it or for the purpose of getting high, where did you get these drugs? -
Got from friend at party



Response	6	8	10	12	Total	
No	100.0	99.0	98.3	100.0	99.4	
Yes	0.0	1.0	1.7	0.0	0.6	
N of Valid	289	206	179	119	793	
N of Miss	0	0	0	0	0	

Table 203: If you used prescription drugs or over the counter drugs without a doctor telling you to use it or for the purpose of getting high, where did you get these drugs? -
Got from friend, elsewhere



Response	6	8	10	12	Total	
No	100.0	99.5	98.9	99.2	99.5	
Yes	0.0	0.5	1.1	0.8	0.5	
N of Valid	289	206	179	119	793	
N of Miss	0	0	0	0	0	

Table 204: If you used prescription drugs or over the counter drugs without a doctor telling you to use it or for the purpose of getting high, where did you get these drugs? -
Got from internet sale



Response	6	8	10	12	Total	
No	99.7	100.0	99.4	98.3	99.5	
Yes	0.3	0.0	0.6	1.7	0.5	
N of Valid	289	206	179	119	793	
N of Miss	0	0	0	0	0	

Table 205: During the last month, about how many marijuana cigarettes, or the equivalent, did you smoke a day, on the average?


Response	6	8	10	12	Total	
None	98.3	92.7	92.7	91.4	94.6	
Less than 1 a day	1.4	1.9	2.8	4.3	2.3	
1 a day	0.0	1.9	0.6	0.9	0.8	
2-3 a day	0.0	1.9	1.7	1.7	1.1	
4-6 a day	0.3	0.5	1.1	0.0	0.5	
7-10 a day	0.0	0.5	0.0	0.9	0.3	
11 or more a day	0.0	0.5	1.1	0.9	0.5	
N of Valid	290	206	177	116	789	
N of Miss	35	21	34	25	115	

Table 206: How wrong do your friends feel it would be for YOU to: have one or two drinks of an alcoholic beverage nearly every day?


Response	6	8	10	12	Total	
Very wrong	81.7	62.3	59.1	63.6	68.8	
Wrong	12.1	20.8	20.4	11.6	16.1	
A little bit wrong	4.8	12.1	8.8	18.2	9.6	
Not at all wrong	1.4	4.8	11.6	6.6	5.4	
N of Valid	290	207	181	121	799	
N of Miss	35	20	30	20	105	

Table 207: How wrong do your friends feel it would be for YOU to: smoke tobacco?


Response	6	8	10	12	Total	
Very wrong	85.6	72.1	66.1	74.4	76.0	
Wrong	10.0	20.2	20.0	17.4	16.0	
A little bit wrong	3.4	3.8	5.6	4.1	4.1	
Not at all wrong	1.0	3.8	8.3	4.1	3.9	
N of Valid	291	208	180	121	800	
N of Miss	34	19	31	20	104	

Table 208: How wrong do your friends feel it would be for YOU to: smoke marijuana?





Response	6	8	10	12	Total	
Very wrong	86.6	62.0	52.2	51.2	67.1	
Wrong	6.9	18.8	14.4	12.4	12.5	
A little bit wrong	3.1	8.2	15.6	15.7	9.1	
Not at all wrong	3.4	11.1	17.8	20.7	11.3	
N of Valid	290	208	180	121	799	
N of Miss	35	19	31	20	105	

Table 209: How wrong do your friends feel it would be for YOU to: use prescription drugs not prescribed to you?





Response	6	8	10	12	Total	
Very wrong	85.7	71.7	72.4	75.8	77.6	
Wrong	9.6	20.0	13.8	12.5	13.6	
A little bit wrong	2.0	5.9	7.7	3.3	4.5	
Not at all wrong	2.7	2.4	6.1	8.3	4.3	
N of Valid	293	205	181	120	799	
N of Miss	32	22	30	21	105	

Table 210: How wrong would most adults (over 21) in your neighborhood think it is for kids your age: to use marijuana?





Response	6	8	10	12	Total	
Very wrong	89.3	75.0	60.1	57.0	74.1	
Wrong	6.9	14.9	20.2	12.4	12.8	
A little bit wrong	2.1	6.2	10.4	17.4	7.3	
Not at all wrong	1.7	3.8	9.3	13.2	5.7	
N of Valid	291	208	183	121	803	
N of Miss	34	19	28	20	101	

Table 211: How wrong would most adults (over 21) in your neighborhood think it is for kids your age: to drink alcohol?

Response	6	8	10	12	Total	
Very wrong	82.4	72.9	63.2	60.0	72.2	
Wrong	11.4	15.9	17.6	16.7	14.8	
A little bit wrong	4.5	7.7	12.6	15.0	8.8	
Not at all wrong	1.7	3.4	6.6	8.3	4.3	
N of Valid	290	207	182	120	799	
N of Miss	35	20	29	21	105	

Table 212: How wrong would most adults (over 21) in your neighborhood think it is for kids your age: to smoke cigarettes?

Response	6	8	10	12	Total	
Very wrong	84.5	77.4	72.0	71.7	77.9	
Wrong	10.0	13.0	16.5	10.8	12.4	
A little bit wrong	3.4	6.7	5.5	9.2	5.6	
Not at all wrong	2.1	2.9	6.0	8.3	4.1	
N of Valid	291	208	182	120	801	
N of Miss	34	19	29	21	103	

Table 213: How much do each of the following statements describe your neighborhood? crime and/or drug selling

Response	6	8	10	12	Total	
NO!	75.3	62.8	61.3	56.2	66.0	
no	14.3	18.4	13.8	20.7	16.2	
yes	5.9	10.6	14.4	10.7	9.8	
YES!	4.5	8.2	10.5	12.4	8.0	
N of Valid	287	207	181	121	796	
N of Miss	38	20	30	20	108	

Table 214: How much do each of the following statements describe your neighborhood? fights





Response	6	8	10	12	Total	
NO!	58.9	53.9	59.2	56.2	57.3	
no	20.4	19.4	16.2	19.0	19.0	
yes	13.3	16.0	15.6	13.2	14.5	
YES!	7.4	10.7	8.9	11.6	9.2	
N of Valid	285	206	179	121	791	
N of Miss	40	21	32	20	113	

Table 215: How much do each of the following statements describe your neighborhood? lots of empty or abandoned buildings





Response	6	8	10	12	Total	
NO!	63.5	55.6	60.6	52.5	59.1	
no	20.0	23.7	18.9	20.8	20.8	
yes	8.1	12.6	10.6	12.5	10.5	
YES!	8.4	8.2	10.0	14.2	9.6	
N of Valid	285	207	180	120	792	
N of Miss	40	20	31	21	112	

Table 216: How much do each of the following statements describe your neighborhood? lots of graffiti





Response	6	8	10	12	Total	
NO!	74.7	67.0	70.1	64.2	70.1	
no	15.4	24.8	18.1	21.7	19.4	
yes	5.6	5.8	6.8	5.0	5.8	
YES!	4.2	2.4	5.1	9.2	4.7	
N of Valid	285	206	177	120	788	
N of Miss	40	21	34	21	116	

Table 217: I feel safe in my neighborhood.

Response	6	8	10	12	Total
NO!	8.1	8.3	11.1	10.9	9.3
no	9.1	14.6	13.3	10.9	11.8
yes	31.2	37.1	42.2	42.9	37.0
YES!	51.6	40.0	33.3	35.3	42.0
N of Valid	285	205	180	119	789
N of Miss	40	22	31	22	115

Table 218: If a kid smoked marijuana in your neighborhood would he or she be caught by the police?

Response	6	8	10	12	Total
NO!	17.2	23.6	39.1	42.0	27.5
no	18.6	38.9	36.9	35.3	30.5
yes	30.0	20.7	12.8	16.8	21.7
YES!	34.1	16.8	11.2	5.9	20.2
N of Valid	290	208	179	119	796
N of Miss	35	19	32	22	108

Table 219: If a kid drank some beer, wine or hard liquor (for example, vodka, whiskey, or gin) in your neighborhood would he or she be caught by the police?

Response	6	8	10	12	Total
NO!	18.8	22.6	41.0	44.5	28.6
no	26.0	40.4	36.5	34.5	33.4
yes	24.0	23.1	11.2	16.8	19.8
YES!	31.2	13.9	11.2	4.2	18.2
N of Valid	288	208	178	119	793
N of Miss	37	19	33	22	111

Table 220: If a kid carried a handgun in your neighborhood would he or she be caught by the police?





Response	6	8	10	12	Total	
NO!	17.4	21.2	37.3	35.3	25.5	
no	15.3	24.0	24.9	26.9	21.5	
yes	23.3	29.8	21.5	24.4	24.7	
YES!	44.1	25.0	16.4	13.4	28.3	
N of Valid	288	208	177	119	792	
N of Miss	37	19	34	22	112	

Table 221: If you wanted to get some cigarettes, how easy would it be for you to get some?





Response	6	8	10	12	Total	
Very hard	79.0	60.9	56.4	59.7	66.3	
Sort of hard	9.3	13.0	15.6	10.1	11.8	
Sort of easy	5.8	16.9	13.4	10.1	11.1	
Very easy	5.8	9.2	14.5	20.2	10.8	
N of Valid	291	207	179	119	796	
N of Miss	34	20	32	22	108	

Table 222: If you wanted to get some beer, wine or hard liquor (for example, vodka, whiskey, or gin), how easy would it be for you to get some?





Response	6	8	10	12	Total	
Very hard	76.4	60.2	54.2	54.6	63.9	
Sort of hard	11.5	13.6	14.0	11.8	12.6	
Sort of easy	7.6	16.0	13.4	10.9	11.6	
Very easy	4.5	10.2	18.4	22.7	11.9	
N of Valid	288	206	179	119	792	
N of Miss	37	21	32	22	112	

Table 223: If you wanted to get a drug like cocaine, LSD, or amphetamines, how easy would it be for you to get some?





Response	6	8	10	12	Total	
Very hard	90.6	83.1	77.8	76.5	83.6	
Sort of hard	6.9	7.7	12.2	10.1	8.8	
Sort of easy	0.3	5.8	4.4	1.7	2.9	
Very easy	2.1	3.4	5.6	11.8	4.7	
N of Valid	288	207	180	119	794	
N of Miss	37	20	31	22	110	

Table 224: If you wanted to get a handgun, how easy would it be for you to get one?





Response	6	8	10	12	Total	
Very hard	78.0	73.9	64.0	63.9	71.7	
Sort of hard	11.8	12.6	11.2	16.0	12.5	
Sort of easy	4.5	5.8	9.6	5.0	6.1	
Very easy	5.6	7.7	15.2	15.1	9.7	
N of Valid	287	207	178	119	791	
N of Miss	38	20	33	22	113	

Table 225: If you wanted to get some marijuana, how easy would it be for you to get some?





Response	6	8	10	12	Total	
Very hard	85.7	67.0	57.1	53.8	69.5	
Sort of hard	6.6	9.7	7.3	8.4	7.9	
Sort of easy	4.5	13.1	9.0	13.4	9.1	
Very easy	3.1	10.2	26.6	24.4	13.5	
N of Valid	286	206	177	119	788	
N of Miss	39	21	34	22	116	

Table 226: If you wanted to get prescription drugs for the purpose of getting high, how easy would it be for you to get some?





Response	6	8	10	12	Total	
Very hard	84.3	69.4	65.9	63.0	73.0	
Sort of hard	10.1	12.6	9.5	10.1	10.6	
Sort of easy	3.1	10.2	10.1	8.4	7.3	
Very easy	2.4	7.8	14.5	18.5	9.0	
N of Valid	286	206	179	119	790	
N of Miss	39	21	32	22	114	

Table 227: If you wanted to get synthetic marijuana such as K2 or chemical products such as bath salts to get high, how easy would it be for you to get some?





Response	6	8	10	12	Total	
Very hard	93.0	84.1	77.1	73.9	84.2	
Sort of hard	3.8	6.3	8.9	8.4	6.3	
Sort of easy	1.7	6.3	5.6	5.9	4.4	
Very easy	1.4	3.4	8.4	11.8	5.1	
N of Valid	287	207	179	119	792	
N of Miss	38	20	32	22	112	

Table 228: If you wanted to get steroids to use or to enhance athletic performance, how easy would it be for you to get some?





Response	6	8	10	12	Total	
Very hard	90.6	79.7	76.0	73.1	81.8	
Sort of hard	6.2	9.7	12.3	14.3	9.7	
Sort of easy	2.1	4.8	2.8	3.4	3.2	
Very easy	1.0	5.8	8.9	9.2	5.3	
N of Valid	288	207	179	119	793	
N of Miss	37	20	32	22	111	

Table 229: If you wanted to get e-cigarettes, e-cigars, or e-hookahs, how easy would it be for you to get some?





Response	6	8	10	12	Total	
Very hard	85.4	69.9	62.2	63.0	72.7	
Sort of hard	8.0	9.2	12.8	10.1	9.7	
Sort of easy	1.4	8.7	8.9	5.9	5.7	
Very easy	5.2	12.1	16.1	21.0	11.9	
N of Valid	287	206	180	119	792	
N of Miss	38	21	31	22	112	

Table 230: During the past 12 months, have you participated in any alcohol prevention programs or seen any alcohol prevention messages in your school or community? Yes, a school-based program focused on preventing underage drinking and/or drinking and driving.



Response	6	8	10	12	Total	
No	62.8	74.9	75.1	87.9	72.4	
Yes	37.2	25.1	24.9	12.1	27.6	
N of Valid	288	203	177	116	784	
N of Miss	0	0	0	0	0	

Table 231: During the past 12 months, have you participated in any alcohol prevention programs or seen any alcohol prevention messages in your school or community? Yes, a community-based program focused on preventing underage drinking and/or drinking and driving (for example, through your church or temple or through youth groups like Boys and Girls Club or 4-H).



Response	6	8	10	12	Total	
No	83.7	88.2	92.7	94.0	88.4	
Yes	16.3	11.8	7.3	6.0	11.6	
N of Valid	288	203	177	116	784	
N of Miss	0	0	0	0	0	

Table 232: During the past 12 months, have you participated in any alcohol prevention programs or seen any alcohol prevention messages in your school or community? Yes, a media campaign addressing underage drinking and/or drinking and driving (for example, newspaper ads, posters, pamphlets, radio, TV).

Response	6	8	10	12	Total	
No	85.8	88.7	92.7	95.7	89.5	
Yes	14.2	11.3	7.3	4.3	10.5	
N of Valid	288	203	177	116	784	
N of Miss	0	0	0	0	0	

Table 233: During the past 12 months, have you participated in any alcohol prevention programs or seen any alcohol prevention messages in your school or community? No

Response	6	8	10	12	Total	
No	43.4	31.5	29.4	16.4	33.2	
Yes	56.6	68.5	70.6	83.6	66.8	
N of Valid	288	203	177	116	784	
N of Miss	0	0	0	0	0	

Table 234: How wrong do your parents feel it would be for YOU to: have one or two drinks of an alcoholic beverage nearly every day?

Response	6	8	10	12	Total	
Very wrong	92.8	88.3	84.8	81.6	88.2	
Wrong	4.8	8.7	10.1	13.2	8.2	
A little bit wrong	1.4	1.9	5.1	4.4	2.8	
Not at all wrong	1.0	1.0	0.0	0.9	0.8	
N of Valid	290	206	178	114	788	
N of Miss	35	21	33	27	116	

Table 235: How wrong do your parents feel it would be for YOU to: smoke tobacco?

Response	6	8	10	12	Total	
Very wrong	94.8	91.7	88.7	84.2	91.1	
Wrong	2.8	5.4	7.9	11.4	5.9	
A little bit wrong	1.0	1.5	2.8	3.5	1.9	
Not at all wrong	1.4	1.5	0.6	0.9	1.1	
N of Valid	289	205	177	114	785	
N of Miss	36	22	34	27	119	

Table 236: How wrong do your parents feel it would be for YOU to: smoke marijuana?


Response	6	8	10	12	Total	
Very wrong	95.1	86.8	84.7	78.9	88.2	
Wrong	2.4	9.8	8.0	10.5	6.8	
A little bit wrong	1.4	2.0	4.5	7.9	3.2	
Not at all wrong	1.0	1.5	2.8	2.6	1.8	
N of Valid	286	205	176	114	781	
N of Miss	39	22	35	27	123	

Table 237: How wrong do your parents feel it would be for YOU to: use prescription drugs not prescribed to you?


Response	6	8	10	12	Total	
Very wrong	95.5	93.7	87.6	86.0	91.8	
Wrong	2.8	3.9	6.8	12.3	5.4	
A little bit wrong	0.3	2.0	4.5	0.9	1.8	
Not at all wrong	1.4	0.5	1.1	0.9	1.0	
N of Valid	288	205	177	114	784	
N of Miss	37	22	34	27	120	

Table 238: How wrong do your parents feel it would be for YOU to: steal something?


Response	6	8	10	12	Total	
Very wrong	89.6	83.7	85.9	86.8	86.8	
Wrong	8.3	12.9	9.0	12.3	10.2	
A little bit wrong	1.4	2.5	4.5	0.9	2.3	
Not at all wrong	0.7	1.0	0.6	0.0	0.6	
N of Valid	289	202	177	114	782	
N of Miss	36	25	34	27	122	

Table 239: How wrong do your parents feel it would be for YOU to: draw graffiti, write things, or draw pictures on buildings or other property (without the owner's permission)?





Response	6	8	10	12	Total	
Very wrong	91.0	81.7	87.6	81.6	86.4	
Wrong	4.2	10.9	9.6	14.9	8.7	
A little bit wrong	2.4	5.0	2.3	2.6	3.1	
Not at all wrong	2.4	2.5	0.6	0.9	1.8	
N of Valid	288	202	177	114	781	
N of Miss	37	25	34	27	123	

Table 240: How wrong do your parents feel it would be for YOU to: pick a fight with someone?





Response	6	8	10	12	Total	
Very wrong	71.2	67.5	74.2	73.7	71.3	
Wrong	17.7	18.7	15.7	15.8	17.2	
A little bit wrong	7.6	10.8	7.3	8.8	8.6	
Not at all wrong	3.5	3.0	2.8	1.8	2.9	
N of Valid	288	203	178	114	783	
N of Miss	37	24	33	27	121	

Table 241: During the past 12 months, have you talked with at least one of your parents about the dangers of underage drinking and/or drinking and driving? By parents, we mean either your biological parents, adoptive parents, stepparents, or adult guardians - whether or not they live with you.



Response	6	8	10	12	Total	
No	48.2	59.7	60.7	61.5	55.9	
Yes	51.8	40.3	39.3	38.5	44.1	
N of Valid	280	196	173	104	753	
N of Miss	45	31	38	37	151	

Table 242: The rules in my family are clear.


Response	6	8	10	12	Total	
NO!	6.8	7.5	11.9	13.2	9.1	
no	4.6	9.5	6.2	6.1	6.5	
yes	29.2	35.7	34.5	33.3	32.7	
YES!	59.4	47.2	47.5	47.4	51.8	
N of Valid	281	199	177	114	771	
N of Miss	44	28	34	27	133	

Table 243: People in my family have serious arguments about the same things, and often insult or yell at each other.

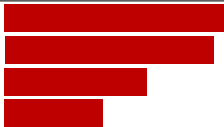
Response	6	8	10	12	Total	
NO!	40.4	29.6	29.4	31.2	33.8	
no	28.4	36.2	32.8	31.2	31.8	
yes	17.9	21.6	22.6	24.1	20.8	
YES!	13.3	12.6	15.3	13.4	13.6	
N of Valid	285	199	177	112	773	
N of Miss	40	28	34	29	131	

Table 244: When I am not at home, one of my parents knows where I am and who I am with.

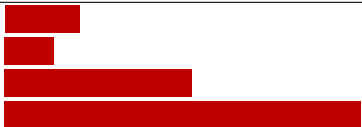
Response	6	8	10	12	Total	
NO!	7.7	8.4	10.7	15.8	9.8	
no	4.6	5.9	7.3	4.4	5.5	
yes	25.3	30.2	32.8	26.3	28.4	
YES!	62.5	55.4	49.2	53.5	56.3	
N of Valid	285	202	177	114	778	
N of Miss	40	25	34	27	126	

Table 245: My family has clear rules about alcohol and drug use.

Response	6	8	10	12	Total
NO!	12.4	7.9	13.5	14.9	11.8
no	6.4	9.9	11.2	10.5	9.0
yes	20.8	25.7	32.0	31.6	26.3
YES!	60.4	56.4	43.3	43.0	52.9
N of Valid	283	202	178	114	777
N of Miss	42	25	33	27	127

Table 246: If you skipped school would you be caught by your parents?

Response	6	8	10	12	Total
NO!	9.4	10.9	14.2	22.8	12.9
no	4.2	9.9	14.2	13.2	9.3
yes	20.3	24.8	33.0	27.2	25.3
YES!	66.1	54.5	38.6	36.8	52.6
N of Valid	286	202	176	114	778
N of Miss	39	25	35	27	126

Table 247: My parents ask if I've gotten my homework done.

Response	6	8	10	12	Total
NO!	9.4	11.6	16.6	27.2	14.2
no	6.3	14.1	25.1	21.1	14.7
yes	23.8	25.6	28.6	21.9	25.1
YES!	60.5	48.7	29.7	29.8	46.0
N of Valid	286	199	175	114	774
N of Miss	39	28	36	27	130

Table 248: Would your parents know if you did not come home on time?

Response	6	8	10	12	Total	
NO!	5.9	7.0	12.0	22.8	10.1	
no	3.8	8.0	10.3	4.4	6.4	
yes	23.4	30.8	32.6	31.6	28.6	
YES!	66.8	54.2	45.1	41.2	54.9	
N of Valid	286	201	175	114	776	
N of Miss	39	26	36	27	128	

Table 249: Do you know how to properly dispose of leftover prescription drugs?

Response	6	8	10	12	Total	
No	82.8	79.8	66.7	64.9	75.7	
Yes	17.2	20.2	33.3	35.1	24.3	
N of Valid	273	198	174	111	756	
N of Miss	52	29	37	30	148	

Table 250: Have any of your brothers or sisters ever: drunk beer, wine or hard liquor (for example, vodka, whiskey or gin)?

Response	6	8	10	12	Total	
No	80.5	62.3	62.7	56.9	68.3	
Yes	17.8	33.8	32.8	42.2	28.9	
I don't have any brothers or sisters	1.7	3.9	4.5	0.9	2.8	
N of Valid	292	204	177	116	789	
N of Miss	33	23	34	25	115	

Table 251: Have any of your brothers or sisters ever: smoked marijuana?

Response	6	8	10	12	Total	
No	89.7	70.6	64.0	66.4	75.5	
Yes	8.6	25.5	32.0	31.0	21.5	
I don't have any brothers or sisters	1.7	3.9	3.9	2.6	2.9	
N of Valid	291	204	178	116	789	
N of Miss	34	23	33	25	115	

Table 252: Have any of your brothers or sisters ever: smoked cigarettes?




Response	6	8	10	12	Total	
No	87.0	77.5	79.7	70.7	80.5	
Yes	11.0	18.6	16.4	28.4	16.7	
I don't have any brothers or sisters	2.1	3.9	4.0	0.9	2.8	
N of Valid	292	204	177	116	789	
N of Miss	33	23	34	25	115	

Table 253: Have any of your brothers or sisters ever: taken a handgun to school?




Response	6	8	10	12	Total	
No	93.8	93.6	92.1	94.8	93.5	
Yes	4.5	2.5	3.9	4.3	3.8	
I don't have any brothers or sisters	1.7	3.9	3.9	0.9	2.7	
N of Valid	291	204	178	115	788	
N of Miss	34	23	33	26	116	

Table 254: Have any of your brothers or sisters ever: been suspended or expelled from school?




Response	6	8	10	12	Total	
No	67.6	56.1	62.7	72.2	64.2	
Yes	30.7	39.5	33.3	26.1	32.9	
I don't have any brothers or sisters	1.7	4.4	4.0	1.7	2.9	
N of Valid	290	205	177	115	787	
N of Miss	35	22	34	26	117	

Table 255: Have any of your brothers or sisters ever: used e-cigarettes, e-cigars or e-hookahs (vaping)?




Response	6	8	10	12	Total	
No	87.3	76.0	77.4	76.7	80.6	
Yes	11.0	20.1	18.6	21.6	16.6	
I don't have any brothers or sisters	1.7	3.9	4.0	1.7	2.8	
N of Valid	291	204	177	116	788	
N of Miss	34	23	34	25	116	

Table 256: Have any of your brothers or sisters ever: used prescription drugs not prescribed to him/her?




Response	6	8	10	12	Total	
No	92.4	87.2	87.4	88.8	89.4	
Yes	5.9	8.9	8.6	10.3	7.9	
I don't have any brothers or sisters	1.7	3.9	4.0	0.9	2.7	
N of Valid	290	203	175	116	784	
N of Miss	35	24	36	25	120	

Table 257: Have you changed homes in the past year (the last 12 months)?



Response	6	8	10	12	Total	
No	67.1	69.7	74.4	79.5	71.2	
Yes	32.9	30.3	25.6	20.5	28.8	
N of Valid	286	201	176	112	775	
N of Miss	39	26	35	29	129	

Table 258: How many times have you changed homes since kindergarten?






Response	6	8	10	12	Total	
Never	32.3	28.8	31.1	38.8	32.1	
1 or 2 times	29.5	31.2	26.6	25.9	28.8	
3 or 4 times	21.5	21.0	20.3	13.8	20.0	
5 or 6 times	7.6	8.3	12.4	12.1	9.5	
7 or more times	9.0	10.7	9.6	9.5	9.7	
N of Valid	288	205	177	116	786	
N of Miss	37	22	34	25	118	

Table 259: Have you changed schools (including changing from elementary to middle and middle to high school) in the past year?



Response	6	8	10	12	Total	
No	61.9	65.9	69.4	73.0	66.2	
Yes	38.1	34.1	30.6	27.0	33.8	
N of Valid	286	205	173	115	779	
N of Miss	39	22	38	26	125	

Table 260: How many times have you changed schools since kindergarten (including changing from elementary to middle and middle to high school)?






Response	6	8	10	12	Total	
Never	43.2	35.5	33.5	40.9	38.7	
1 or 2 times	24.9	31.0	24.3	24.3	26.3	
3 or 4 times	18.2	16.7	26.6	18.3	19.7	
5 or 6 times	8.1	8.9	11.0	11.3	9.4	
7 or more times	5.6	7.9	4.6	5.2	5.9	
N of Valid	285	203	173	115	776	
N of Miss	40	24	38	26	128	

Table 261: Has anyone in your family ever had severe alcohol or drug problems?



Response	6	8	10	12	Total	
No	70.0	55.9	50.9	62.8	61.0	
Yes	30.0	44.1	49.1	37.2	39.0	
N of Valid	287	204	175	113	779	
N of Miss	38	23	36	28	125	

Table 262: About how many adults (over 21) have you known personally who in the past year have: used marijuana, crack, cocaine, or other drugs?






Response	6	8	10	12	Total	
0	76.7	64.7	54.0	65.5	66.8	
1	10.8	11.8	12.5	6.9	10.8	
2	5.6	9.3	11.9	5.2	7.9	
3-4	2.8	4.4	8.0	6.9	5.0	
5	4.2	9.8	13.6	15.5	9.4	
N of Valid	288	204	176	116	784	
N of Miss	37	23	35	25	120	

Table 263: About how many adults (over 21) have you known personally who in the past year have: sold or dealt drugs?






Response	6	8	10	12	Total	
0	80.4	72.1	66.3	74.8	74.2	
1	12.2	9.3	11.8	9.6	11.0	
2	4.2	10.3	6.2	4.3	6.3	
3-4	2.1	1.5	5.6	3.5	2.9	
5	1.0	6.9	10.1	7.8	5.6	
N of Valid	286	204	178	115	783	
N of Miss	39	23	33	26	121	

Table 264: About how many adults (over 21) have you known personally who in the past year have: done other things that could get them in trouble with the police, like stealing, selling stolen goods, mugging or assaulting others, etc.?






Response	6	8	10	12	Total	
0	82.4	69.4	68.5	75.9	74.9	
1	7.9	11.2	9.0	8.6	9.1	
2	4.8	6.8	5.1	4.3	5.3	
3-4	1.7	3.9	3.9	4.3	3.2	
5	3.1	8.7	13.5	6.9	7.5	
N of Valid	290	206	178	116	790	
N of Miss	35	21	33	25	114	

Table 265: About how many adults (over 21) have you known personally who in the past year have: gotten drunk or high?










Response	6	8	10	12	Total	
0	57.1	45.3	40.1	54.8	49.9	
1	19.0	12.3	13.6	7.0	14.3	
2	9.0	13.3	9.0	9.6	10.2	
3-4	6.2	9.4	9.0	7.0	7.8	
5	8.7	19.7	28.2	21.7	17.9	
N of Valid	289	203	177	115	784	
N of Miss	36	24	34	26	120	

Table 266: How honest were you in filling out this survey?

Response	6	8	10	12	Total	
I was very honest	82.5	74.9	72.6	68.7	76.3	
I was honest pretty much of the time	14.4	17.4	21.2	20.9	17.7	
I was honest some of the time	3.1	6.8	2.2	7.8	4.5	
I was honest once in a while	0.0	1.0	3.9	2.6	1.5	
I was not honest at all	0.0	0.0	0.0	0.0	0.0	
N of Valid	291	207	179	115	792	
N of Miss	34	20	32	26	112	