

A background image showing a row of students in a classroom, sitting at desks and holding yellow pencils, ready to take a test or survey. The students are out of focus, with the focus on the foreground hands and pencils.

# 2017 APNA

## Arkansas Prevention Needs Assessment Survey

**Mississippi County  
Tables**

Arkansas Department of Human Services,  
Division of Aging, Adults and Behavioral  
Health Services  
And  
University of Arkansas at Little Rock  
MidSOUTH Center for Prevention and Training

Conducted by International Survey Associates dba Pride Surveys



## Contents

1	INTRODUCTION	11
2	PERCENTAGE TABLES	15

## List of Frequency Distribution Tables

1	Gender	16
2	Age	16
3	Are you Hispanic or Latino?	16
4	What is your race? Black or African American	17
5	What is your race? Asian	17
6	What is your race? American Indian	17
7	What is your race? Alaska Native	17
8	What is your race? White	18
9	What is your race? Native Hawaiian or Other Pacific Islander	18
10	What is your race? Other	18
11	What is the highest level of schooling completed by your mother or father?	19
12	Think of where you live most of the time. Which of the following people live there with you? Mother	19
13	Think of where you live most of the time. Which of the following people live there with you? Stepmother	19
14	Think of where you live most of the time. Which of the following people live there with you? Foster Mother	20
15	Think of where you live most of the time. Which of the following people live there with you? Grandmother	20
16	Think of where you live most of the time. Which of the following people live there with you? Aunt	20
17	Think of where you live most of the time. Which of the following people live there with you? Father	20
18	Think of where you live most of the time. Which of the following people live there with you? Stepfather	21
19	Think of where you live most of the time. Which of the following people live there with you? Foster Father	21
20	Think of where you live most of the time. Which of the following people live there with you? Grandfather	21
21	Think of where you live most of the time. Which of the following people live there with you? Uncle	21
22	Think of where you live most of the time. Which of the following people live there with you? Other Adults	22
23	Think of where you live most of the time. Which of the following people live there with you? Brother(s)	22
24	Think of where you live most of the time. Which of the following people live there with you? Stepbrother(s)	22
25	Think of where you live most of the time. Which of the following people live there with you? Sister(s)	22
26	Think of where you live most of the time. Which of the following people live there with you? Stepsister(s)	23

27	Think of where you live most of the time. Which of the following people live there with you? Other Children . . . . .	23
28	In my school, students have lots of chances to help decide things like class activities and rules. . . . .	23
29	Teachers ask me to work on special classroom projects. . . . .	23
30	My teacher(s) notices when I am doing a good job and lets me know about it. . . . .	24
31	There are lots of chances for students in my school to get involved in sports, clubs, and other school activities outside of class. . . . .	24
32	There are lots of chances for students in my school to talk with a teacher one-on-one. . . . .	24
33	I feel safe at my school. . . . .	25
34	The school lets my parents know when I have done something well. . . . .	25
35	My teachers praise me when I work hard in school. . . . .	25
36	Are your school grades better than the grades of most students in your class? . . . . .	26
37	I have lots of chances to be part of class discussions or activities. . . . .	26
38	Now thinking back over the past year in school, how often did you: enjoy being in school? . . . . .	26
39	Now thinking back over the past year in school, how often did you: hate being in school? . . . . .	27
40	Now thinking back over the past year in school, how often did you: try to do your best work in school? . . . . .	27
41	How often do you feel that the school work you are assigned is meaningful and important? . . . . .	27
42	Putting them all together, what were your grades like last year? . . . . .	28
43	How important do you think the things you are learning in school are going to be for your later life? . . . . .	28
44	During the LAST FOUR WEEKS how many whole days of school have you missed because you skipped or "cut"? . . . . .	28
45	What are the chances you would be seen as cool if you: smoked cigarettes? . . . . .	29
46	What are the chances you would be seen as cool if you: worked hard at school? . . . . .	29
47	What are the chances you would be seen as cool if you: began drinking alcoholic beverages regularly, that is, at least once or twice a month? . . . . .	29
48	What are the chances you would be seen as cool if you: defended someone who was being bullied? . . . . .	30
49	What are the chances you would be seen as cool if you: smoked marijuana? . . . . .	30
50	What are the chances you would be seen as cool if you: carried a handgun? . . . . .	30
51	What are the chances you would be seen as cool if you: used e-cigarettes, e-cigars or e-hookahs (vaping)? . . . . .	31

52	What are the chances you would be seen as cool if you: bullied someone or cyber bullied someone? . . . . .	31
53	Think of your four best friends (the friends you feel closest to). In the past year (12 months), how many of your best friends have: participated in clubs, organizations or activities at school? . . . . .	31
54	Think of your four best friends (the friends you feel closest to). In the past year (12 months), how many of your best friends have: smoked cigarettes? . . . . .	32
55	Think of your four best friends (the friends you feel closest to). In the past year (12 months), how many of your best friends have: tried beer, wine or hard liquor (for example, vodka, whiskey, or gin) when their parents didn't know about it? . . . . .	32
56	Think of your four best friends (the friends you feel closest to). In the past year (12 months), how many of your best friends have: used e-cigarettes, e-cigars, or e-hookahs? . . . . .	32
57	Think of your four best friends (the friends you feel closest to). In the past year (12 months), how many of your best friends have: used marijuana? . . . . .	33
58	Think of your four best friends (the friends you feel closest to). In the past year (12 months), how many of your best friends have: used prescription drugs or non-prescription drugs for the purpose of getting high? . . . . .	33
59	Think of your four best friends (the friends you feel closest to). In the past year (12 months), how many of your best friends have: used synthetic marijuana (K2, spice) or bath salts? . . . . .	33
60	Think of your four best friends (the friends you feel closest to). In the past year (12 months), how many of your best friends have: used LSD, cocaine, amphetamines, or other illegal drugs? . . . . .	34
61	Think of your four best friends (the friends you feel closest to). In the past year (12 months), how many of your best friends have: been bullied? . . . . .	34
62	Think of your four best friends (the friends you feel closest to). In the past year (12 months), how many of your best friends have: been suspended from school? . . . . .	34
63	Think of your four best friends (the friends you feel closest to). In the past year (12 months), how many of your best friends have: carried a handgun? . . . . .	35
64	Think of your four best friends (the friends you feel closest to). In the past year (12 months), how many of your best friends have: sold illegal drugs? . . . . .	35
65	Think of your four best friends (the friends you feel closest to). In the past year (12 months), how many of your best friends have: regularly attended religious services? . . . . .	35

66	Think of your four best friends (the friends you feel closest to). In the past year (12 months), how many of your best friends have: stolen or tried to steal a motor vehicle such as a car or motorcycle?	36
67	Think of your four best friends (the friends you feel closest to). In the past year (12 months), how many of your best friends have: been arrested?	36
68	Think of your four best friends (the friends you feel closest to). In the past year (12 months), how many of your best friends have: dropped out of school?	36
69	Think of your four best friends (the friends you feel closest to). In the past year (12 months), how many of your best friends have: been members of a gang?	37
70	How old were you when you first: smoked marijuana?	37
71	How old were you when you first: smoked a cigarette, even just a puff?	38
72	How old were you when you first: had more than a sip or two of beer, wine or hard liquor (for example, vodka, whiskey, or gin)?	38
73	How old were you when you first: began drinking alcoholic beverages regularly, that is, at least once or twice a month?	39
74	How old were you when you first: used Pegaramide (peg, Peggy)?	39
75	How old were you when you first: got suspended from school?	40
76	How old were you when you first: got arrested?	40
77	How old were you when you first: carried a handgun?	41
78	How old were you when you first: used e-cigarettes, e-cigars, or e-hookahs (vaping)?	41
79	How old were you when you first: belonged to a gang?	42
80	How old were you when you first: used prescription drugs not prescribed to you?	42
81	How wrong do you think it is for someone your age to: take a handgun to school?	43
82	How wrong do you think it is for someone your age to: steal anything?	43
83	How wrong do you think it is for someone your age to: pick a fight with someone?	43
84	How wrong do you think it is for someone your age to: attack someone with the idea of seriously hurting them?	44
85	How wrong do you think it is for someone your age to: stay away from school all day when their parents think they are at school?	44
86	How wrong do you think it is for someone your age to: drink beer, wine or hard liquor (for example, vodka, whiskey, or gin) regularly?	44
87	How wrong do you think it is for someone your age to: smoke cigarettes?	45
88	How wrong do you think it is for someone your age to: smoke marijuana?	45

89	How wrong do you think it is for someone your age to: use prescription drugs or non-prescription drugs for the purpose of getting high?	45
90	How wrong do you think it is for someone your age to: use synthetic marijuana (K2, spice) or bath salts?	46
91	How wrong do you think it is for someone your age to: use LSD, cocaine, amphetamines or another illegal drug?	46
92	How wrong do you think it is for someone your age to: use e-cigarettes, e-cigars or e-hookahs (vaping)?	46
93	At school during the past 12 months, did you receive help from the resource teacher, speech therapist or other special education teacher?	47
94	How many times in the past year (12 months) have you: been suspended from school?	47
95	How many times in the past year (12 months) have you: carried a handgun?	47
96	How many times in the past year (12 months) have you: sold illegal drugs?	48
97	How many times in the past year (12 months) have you: stolen or tried to steal a motor vehicle such as a car or motorcycle?	48
98	How many times in the past year (12 months) have you: participated in clubs, organizations or activities at school?	48
99	How many times in the past year (12 months) have you: been arrested?	49
100	How many times in the past year (12 months) have you: attacked someone with the idea of seriously hurting them?	49
101	How many times in the past year (12 months) have you: been drunk or high at school?	49
102	How many times in the past year (12 months) have you: taken a handgun to school?	50
103	How many times in the past year (12 months) have you: used e-cigarettes, e-cigars, or e-hookahs (vaping)?	50
104	Are you currently on probation, or assigned a probation officer with Juvenile Court?	50
105	Have you ever belonged to a gang?	51
106	If you have ever belonged to a gang, did that gang have a name?	51
107	You are at a party at someone's house, and one of your friends offers you a drink containing alcohol. What would you say or do?	51
108	How often do you attend religious services or activities?	52
109	I think sometimes it's okay to cheat at school.	52
110	It is important to think before you act.	52
111	Sometimes I think that life is not worth it.	53
112	At times I think I am no good at all.	53
113	All in all, I am inclined to think that I am a failure.	53
114	In the past year, have you felt depressed or sad MOST days, even if you felt okay sometimes?	54
115	It is all right to beat up people if they start the fight.	54

116	I think it is okay to take something without asking if you can get away with it. . . . .	54
117	Where do you get the most information about living a drug and alcohol free life? Parents/guardians . . . . .	55
118	Where do you get the most information about living a drug and alcohol free life? Friends . . . . .	55
119	Where do you get the most information about living a drug and alcohol free life? Family members . . . . .	55
120	Where do you get the most information about living a drug and alcohol free life? School . . . . .	56
121	Where do you get the most information about living a drug and alcohol free life? Internet . . . . .	56
122	Where do you get the most information about living a drug and alcohol free life? TV . . . . .	56
123	Where do you get the most information about living a drug and alcohol free life? Social media . . . . .	57
124	How much do you think people risk harming themselves (physically or in other ways) if they: smoked one or more packs of cigarettes per day? . . . . .	57
125	How much do you think people risk harming themselves (physically or in other ways) if they: try marijuana once or twice? . . . . .	57
126	How much do you think people risk harming themselves (physically or in other ways) if they: smoke marijuana once or twice a week? . . . . .	58
127	How much do you think people risk harming themselves (physically or in other ways) if they: take one or two drinks of an alcoholic beverage (beer, wine, liquor) nearly every day? . . . . .	58
128	How much do you think people risk harming themselves (physically or in other ways) if they: have five or more drinks of an alcoholic beverage once or twice a weekend? . . . . .	58
129	How much do you think people risk harming themselves (physically or in other ways) if they: use prescription drugs that are not prescribed to them? . . . . .	59
130	How much do you think people risk harming themselves (physically or in other ways) if they: use non-prescription drugs to get high? . . . . .	59
131	How much do you think people risk harming themselves (physically or in other ways) if they: use e-cigarettes, e-cigars, or e-hookahs? . . . . .	59
132	Have you ever used smokeless tobacco (chew, snuff, plug, dipping tobacco, or chewing tobacco)? . . . . .	60
133	How often have you used smokeless tobacco during the past 30 days? . . . . .	60
134	Have you ever smoked cigarettes? . . . . .	60
135	How frequently have you smoked cigarettes during the past 30 days? . . . . .	61
136	Which statement best describes rules about smoking inside your home or your family cars? . . . . .	61
137	Have you ever used e-cigarettes, e-cigars, or e-hookahs (vaping)? . . . . .	61

138	How frequently have you used e-cigarettes, e-cigars, or e-hookahs (vaping)? . . . . .	62
139	During this school year, were you taught in any of your classes about the dangers of tobacco use? . . . . .	62
140	During the past 12 months, have you participated in any community activities to discourage people your age from using cigarettes, chewing tobacco, snuff, dip or cigars, e-cigarettes, e-cigars, or e-hookahs? . . . . .	62
141	Think back over the last two weeks. How many times have you had five or more alcoholic drinks in a row? . . . . .	63
142	During the past 30 days, how many times did you ride in a car or other vehicle driven by someone who had been drinking alcohol or using drugs to get high? . . . . .	63
143	During the past 30 days, how many times did you drive a car or other vehicle when you had been drinking alcohol or using drugs to get high? . . . . .	63
144	If you drank alcohol (not just a sip or taste) in the past year, where did you usually drink it? . . . . .	64
145	How do you feel about someone your age having one or two drinks of an alcoholic beverage nearly every day? . . . . .	64
146	On how many occasions have you had alcoholic beverages (beer, wine or hard liquor) to drink in your lifetime - more than just a few sips? . . . . .	64
147	On how many occasions have you drunk one or more drinks of an alcoholic beverage during the past 30 days? . . . . .	65
148	On how many occasions have you used marijuana (grass, pot) or hashish (hash, hash oil) in your lifetime? . . . . .	65
149	On how many occasions have you used marijuana (grass, pot) or hashish (hash, hash oil) during the past 30 days? . . . . .	65
150	On how many occasions have you used LSD or other psychedelics in your lifetime? . . . . .	66
151	On how many occasions have you used LSD or other psychedelics during the past 30 days? . . . . .	66
152	On how many occasions have you used cocaine or crack in your lifetime? . . . . .	66
153	On how many occasions have you used cocaine or crack during the past 30 days? . . . . .	67
154	On how many occasions have you sniffed glue, breathed the contents of an aerosol spray can, or inhaled other gases or sprays, in order to get high in your lifetime? . . . . .	67
155	On how many occasions have you sniffed glue, breathed the contents of an aerosol spray can, or inhaled other gases or sprays, in order to get high during the past 30 days? . . . . .	67
156	On how many occasions have you used Pegaramide (peg, Peggy, etc.) in your lifetime? . . . . .	68



157	On how many occasions have you used Pegaramide (peg, Peggy, etc.) during the past 30 days? . . . . .	68
158	On how many occasions have you used synthetic marijuana (K2, spice) in your lifetime? . . . . .	68
159	On how many occasions have you used synthetic marijuana (K2, spice) during the past 30 days? . . . . .	69
160	On how many occasions have you used methamphetamines (meth, speed, crank, crystal meth) in your lifetime? . . . . .	69
161	On how many occasions have you used methamphetamines (meth, speed, crank, crystal meth) in the past 30 days? . . . . .	69
162	On how many occasions have you used other chemical products (bath salts, plant food, etc.) in your lifetime? . . . . .	70
163	On how many occasions have you used other chemical products (bath salts, plant food, etc.) during the past 30 days? . . . . .	70
164	On how many occasions have you used heroin or other opiates in your lifetime? . . . . .	70
165	On how many occasions have you used heroin or other opiates during the past 30 days? . . . . .	71
166	On how many occasions have you used MDMA ('X', 'E', or ecstasy) in your lifetime? . . . . .	71
167	On how many occasions have you used MDMA ('X', 'E', or ecstasy) during the past 30 days? . . . . .	71
168	On how many occasions have you taken prescription drugs (such as Valium, Xanax, Ritalin, Adderall, OxyContin, Tramadol, or sleeping pills) not prescribed to you in your lifetime? . . . . .	72
169	On how many occasions have you taken prescription drugs (such as Valium, Xanax, Ritalin, Adderall, OxyContin, Tramadol, or sleeping pills) not prescribed to you during the past 30 days? . . . . .	72
170	On how many occasions have you taken non-prescription medicines such as diet pills (for example, Dietac, Dexatrim or Prolamine), stay-awake pills (for example No-Doz, Vivarin, or Wake), or cough or cold medicines (robos, DXM, etc.) to get high in your lifetime? . . . . .	72
171	On how many occasions have you taken non-prescription medicines such as diet pills (for example, Dietac, Dexatrim or Prolamine), stay-awake pills (for example No-Doz, Vivarin, or Wake), or cough or cold medicines (robos, DXM, etc.) to get high during the past 30 days? . . . . .	73
172	On how many occasions have you been drunk or very high from drinking alcoholic beverages during the past 30 days? . . . . .	73
173	On how many occasions have you drunk flavored alcoholic beverages, sometimes called 'alcopops' (like Mike's Hard Lemonade, Smirnoff Ice, Bacardi Breezers, etc.) in your lifetime? . . . . .	73
174	On how many occasions have you drunk flavored alcoholic beverages, sometimes called 'alcopops' (like Mike's Hard Lemonade, Smirnoff Ice, Bacardi Breezers, etc.) during the past 30 days? . . . . .	74

175	If you smoked cigarettes (not just a puff or drag) in the past year, how did you usually get them? . . . . .	74
176	If you used e-cigarettes, e-cigars, or e-hookahs (not just a puff or drag) in the past year, how did you usually get them? - I did not use e-cigarettes, e-cigars, or e-hookahs in the past year . . . . .	75
177	If you used e-cigarettes, e-cigars, or e-hookahs (not just a puff or drag) in the past year, how did you usually get them? - I bought them in a store such as a convenience store, supermarket, discount store, or gas station . . . . .	75
178	If you used e-cigarettes, e-cigars, or e-hookahs (not just a puff or drag) in the past year, how did you usually get them? - I got them on the Internet . . . . .	75
179	If you used e-cigarettes, e-cigars, or e-hookahs (not just a puff or drag) in the past year, how did you usually get them? - I got them at a store that sells electronic cigarettes, such as a "vape shop" . . . . .	75
180	If you used e-cigarettes, e-cigars, or e-hookahs (not just a puff or drag) in the past year, how did you usually get them? - I got them from a family member . . . . .	76
181	If you used e-cigarettes, e-cigars, or e-hookahs (not just a puff or drag) in the past year, how did you usually get them? - I got them from a friend . . . . .	76
182	If you used e-cigarettes, e-cigars, or e-hookahs (not just a puff or drag) in the past year, how did you usually get them? - A stranger got them for me . . . . .	76
183	If you used e-cigarettes, e-cigars, or e-hookahs (not just a puff or drag) in the past year, how did you usually get them? - I took them from a store or shop . . . . .	76
184	If you used e-cigarettes, e-cigars, or e-hookahs (not just a puff or drag) in the past year, how did you usually get them? - I got them some other way . . . . .	77
185	If you used marijuana (grass, pot) (not just a puff or drag) in the past year, how did you usually get it? - I did not use marijuana (grass, pot) in the past year . . . . .	77
186	If you used marijuana (grass, pot) (not just a puff or drag) in the past year, how did you usually get it? - I bought it myself . . . . .	77
187	If you used marijuana (grass, pot) (not just a puff or drag) in the past year, how did you usually get it? - I got it from someone at school . . . . .	77
188	If you used marijuana (grass, pot) (not just a puff or drag) in the past year, how did you usually get it? - I got it from someone with a medical marijuana card . . . . .	78
189	If you used marijuana (grass, pot) (not just a puff or drag) in the past year, how did you usually get it? - I got it from my brother or sister . . . . .	78

190	If you used marijuana (grass, pot) (not just a puff or drag) in the past year, how did you usually get it? - I got it from another relative	78
191	If you used marijuana (grass, pot) (not just a puff or drag) in the past year, how did you usually get it? - Other	78
192	If you drank alcohol (not just a sip or taste) in the past year, how did you usually get it?	79
193	If you used prescription drugs or over the counter drugs without a doctor telling you to use it or for the purpose of getting high, where did you get these drugs? - Did not use	79
194	If you used prescription drugs or over the counter drugs without a doctor telling you to use it or for the purpose of getting high, where did you get these drugs? - Bought or took from store or shop	80
195	If you used prescription drugs or over the counter drugs without a doctor telling you to use it or for the purpose of getting high, where did you get these drugs? - Got from parents with permission	80
196	If you used prescription drugs or over the counter drugs without a doctor telling you to use it or for the purpose of getting high, where did you get these drugs? - Got from home without permission	80
197	If you used prescription drugs or over the counter drugs without a doctor telling you to use it or for the purpose of getting high, where did you get these drugs? - Got from relative with permission	80
198	If you used prescription drugs or over the counter drugs without a doctor telling you to use it or for the purpose of getting high, where did you get these drugs? - Got from relative without permission	81
199	If you used prescription drugs or over the counter drugs without a doctor telling you to use it or for the purpose of getting high, where did you get these drugs? - Got from friend's home with permission	81
200	If you used prescription drugs or over the counter drugs without a doctor telling you to use it or for the purpose of getting high, where did you get these drugs? - Got from friend's home without permission	81
201	If you used prescription drugs or over the counter drugs without a doctor telling you to use it or for the purpose of getting high, where did you get these drugs? - Got from friend at school	81
202	If you used prescription drugs or over the counter drugs without a doctor telling you to use it or for the purpose of getting high, where did you get these drugs? - Got from friend at party	82
203	If you used prescription drugs or over the counter drugs without a doctor telling you to use it or for the purpose of getting high, where did you get these drugs? - Got from friend, elsewhere	82
204	If you used prescription drugs or over the counter drugs without a doctor telling you to use it or for the purpose of getting high, where did you get these drugs? - Got from internet sale	82
205	During the last month, about how many marijuana cigarettes, or the equivalent, did you smoke a day, on the average?	83

206	How wrong do your friends feel it would be for YOU to: have one or two drinks of an alcoholic beverage nearly every day?	83
207	How wrong do your friends feel it would be for YOU to: smoke tobacco?	83
208	How wrong do your friends feel it would be for YOU to: smoke marijuana?	84
209	How wrong do your friends feel it would be for YOU to: use prescription drugs not prescribed to you?	84
210	How wrong would most adults (over 21) in your neighborhood think it is for kids your age: to use marijuana?	84
211	How wrong would most adults (over 21) in your neighborhood think it is for kids your age: to drink alcohol?	85
212	How wrong would most adults (over 21) in your neighborhood think it is for kids your age: to smoke cigarettes?	85
213	How much do each of the following statements describe your neighborhood? crime and/or drug selling	85
214	How much do each of the following statements describe your neighborhood? fights	86
215	How much do each of the following statements describe your neighborhood? lots of empty or abandoned buildings	86
216	How much do each of the following statements describe your neighborhood? lots of graffiti	86
217	I feel safe in my neighborhood.	87
218	If a kid smoked marijuana in your neighborhood would he or she be caught by the police?	87
219	If a kid drank some beer, wine or hard liquor (for example, vodka, whiskey, or gin) in your neighborhood would he or she be caught by the police?	87
220	If a kid carried a handgun in your neighborhood would he or she be caught by the police?	88
221	If you wanted to get some cigarettes, how easy would it be for you to get some?	88
222	If you wanted to get some beer, wine or hard liquor (for example, vodka, whiskey, or gin), how easy would it be for you to get some?	88
223	If you wanted to get a drug like cocaine, LSD, or amphetamines, how easy would it be for you to get some?	89
224	If you wanted to get a handgun, how easy would it be for you to get one?	89
225	If you wanted to get some marijuana, how easy would it be for you to get some?	89
226	If you wanted to get prescription drugs for the purpose of getting high, how easy would it be for you to get some?	90
227	If you wanted to get synthetic marijuana such as K2 or chemical products such as bath salts to get high, how easy would it be for you to get some?	90



228	If you wanted to get steroids to use or to enhance athletic performance, how easy would it be for you to get some? . . . . .	90
229	If you wanted to get e-cigarettes, e-cigars, or e-hookahs, how easy would it be for you to get some? . . . . .	91
230	During the past 12 months, have you participated in any alcohol prevention programs or seen any alcohol prevention messages in your school or community? Yes, a school-based program focused on preventing underage drinking and/or drinking and driving. . . . .	91
231	During the past 12 months, have you participated in any alcohol prevention programs or seen any alcohol prevention messages in your school or community? Yes, a community-based program focused on preventing underage drinking and/or drinking and driving (for example, through your church or temple or through youth groups like Boys and Girls Club or 4-H). . . . .	91
232	During the past 12 months, have you participated in any alcohol prevention programs or seen any alcohol prevention messages in your school or community? Yes, a media campaign addressing underage drinking and/or drinking and driving (for example, newspaper ads, posters, pamphlets, radio, TV). . . . .	92
233	During the past 12 months, have you participated in any alcohol prevention programs or seen any alcohol prevention messages in your school or community? No . . . . .	92
234	How wrong do your parents feel it would be for YOU to: have one or two drinks of an alcoholic beverage nearly every day? . . . . .	92
235	How wrong do your parents feel it would be for YOU to: smoke tobacco? . . . . .	92
236	How wrong do your parents feel it would be for YOU to: smoke marijuana? . . . . .	93
237	How wrong do your parents feel it would be for YOU to: use prescription drugs not prescribed to you? . . . . .	93
238	How wrong do your parents feel it would be for YOU to: steal something? . . . . .	93
239	How wrong do your parents feel it would be for YOU to: draw graffiti, write things, or draw pictures on buildings or other property (without the owner's permission)? . . . . .	94
240	How wrong do your parents feel it would be for YOU to: pick a fight with someone? . . . . .	94
241	During the past 12 months, have you talked with at least one of your parents about the dangers of underage drinking and/or drinking and driving? By parents, we mean either your biological parents, adoptive parents, stepparents, or adult guardians - whether or not they live with you. . . . .	94
242	The rules in my family are clear. . . . .	95
243	People in my family have serious arguments about the same things, and often insult or yell at each other. . . . .	95

244	When I am not at home, one of my parents knows where I am and who I am with. . . . .	95
245	My family has clear rules about alcohol and drug use. . . . .	96
246	If you skipped school would you be caught by your parents? . . . . .	96
247	My parents ask if I've gotten my homework done. . . . .	96
248	Would your parents know if you did not come home on time? . . . . .	97
249	Do you know how to properly dispose of leftover prescription drugs? . . . . .	97
250	Have any of your brothers or sisters ever: drunk beer, wine or hard liquor (for example, vodka, whiskey or gin)? . . . . .	97
251	Have any of your brothers or sisters ever: smoked marijuana? . . . . .	97
252	Have any of your brothers or sisters ever: smoked cigarettes? . . . . .	98
253	Have any of your brothers or sisters ever: taken a handgun to school? . . . . .	98
254	Have any of your brothers or sisters ever: been suspended or expelled from school? . . . . .	98
255	Have any of your brothers or sisters ever: used e-cigarettes, e-cigars or e-hookahs (vaping)? . . . . .	98
256	Have any of your brothers or sisters ever: used prescription drugs not prescribed to him/her? . . . . .	99
257	Have you changed homes in the past year (the last 12 months)? . . . . .	99
258	How many times have you changed homes since kindergarten? . . . . .	99
259	Have you changed schools (including changing from elementary to middle and middle to high school) in the past year? . . . . .	99
260	How many times have you changed schools since kindergarten (including changing from elementary to middle and middle to high school)? . . . . .	100
261	Has anyone in your family ever had severe alcohol or drug problems? . . . . .	100
262	About how many adults (over 21) have you known personally who in the past year have: used marijuana, crack, cocaine, or other drugs? . . . . .	100
263	About how many adults (over 21) have you known personally who in the past year have: sold or dealt drugs? . . . . .	101
264	About how many adults (over 21) have you known personally who in the past year have: done other things that could get them in trouble with the police, like stealing, selling stolen goods, mugging or assaulting others, etc.? . . . .	101
265	About how many adults (over 21) have you known personally who in the past year have: gotten drunk or high? . . . . .	101
266	How honest were you in filling out this survey? . . . . .	102

List of Figures

1	Grade Chart . . . . .	12
2	Gender Chart . . . . .	13
3	Age Chart . . . . .	14

# 1 INTRODUCTION

This report was generated from data collected on the *2017 Arkansas Prevention Needs Assessment Student Survey*. This report contains basic frequency tables of all data collected and graphs on the selected demographic variables of grade, gender and age.

Questions regarding the information found in this report can be directed to:

**International Survey Associates dba Pride Surveys**

Mr. Jay Gleaton

2140 Newmarket Parkway

Suite 116

Marietta, GA 30067

Telephone: (800) 279-6361

Fax: (770) 726-9327

Website: <http://www.pridesurveys.com>

# Grade Chart

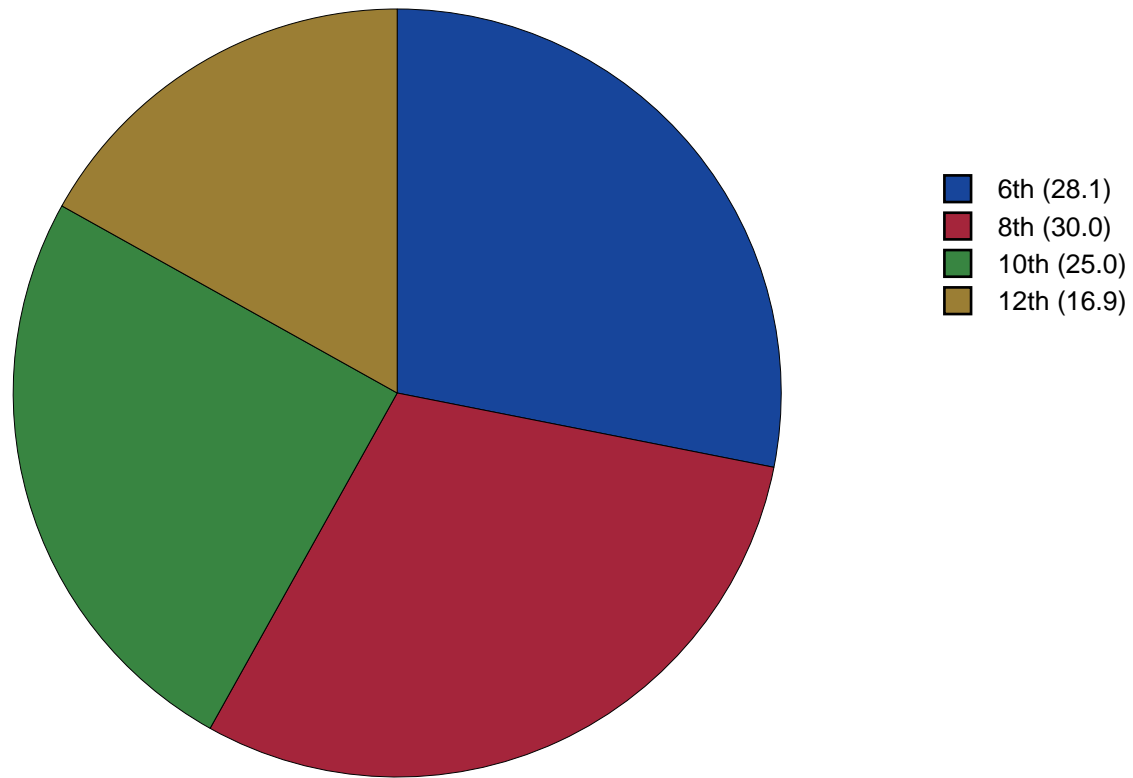


Figure 1: Grade Chart

## Gender Chart

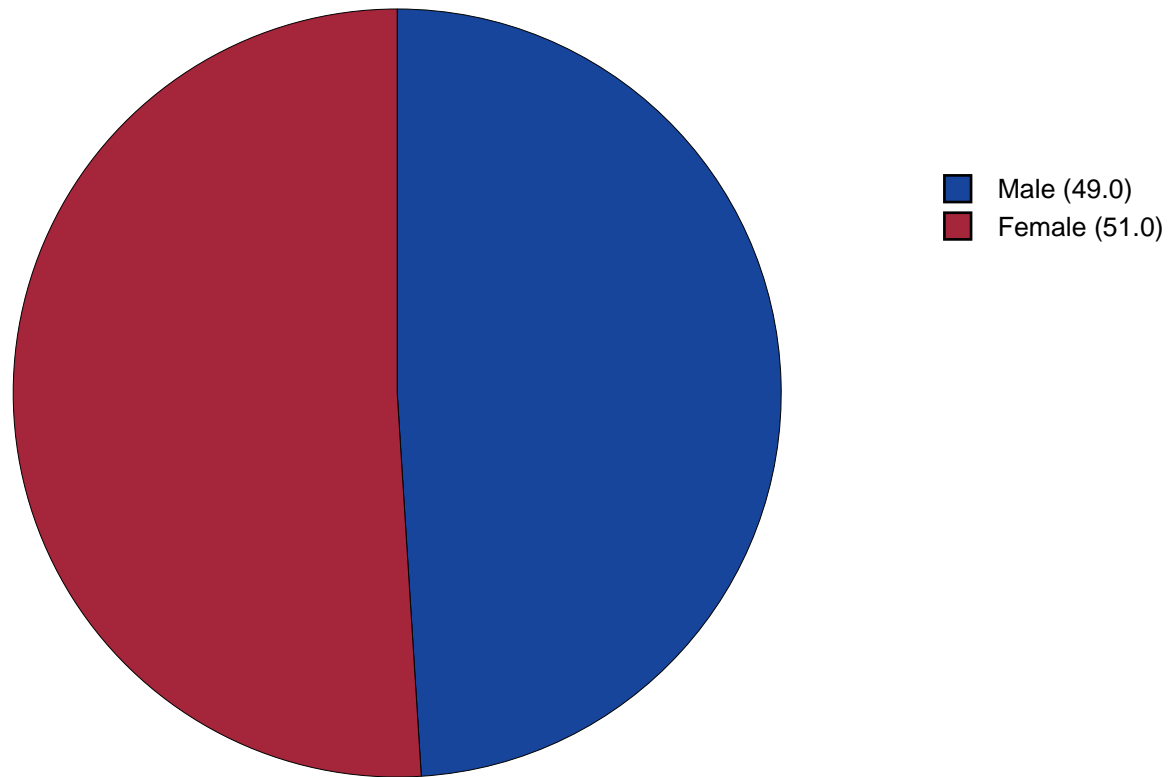


Figure 2: Gender Chart

# Age Chart

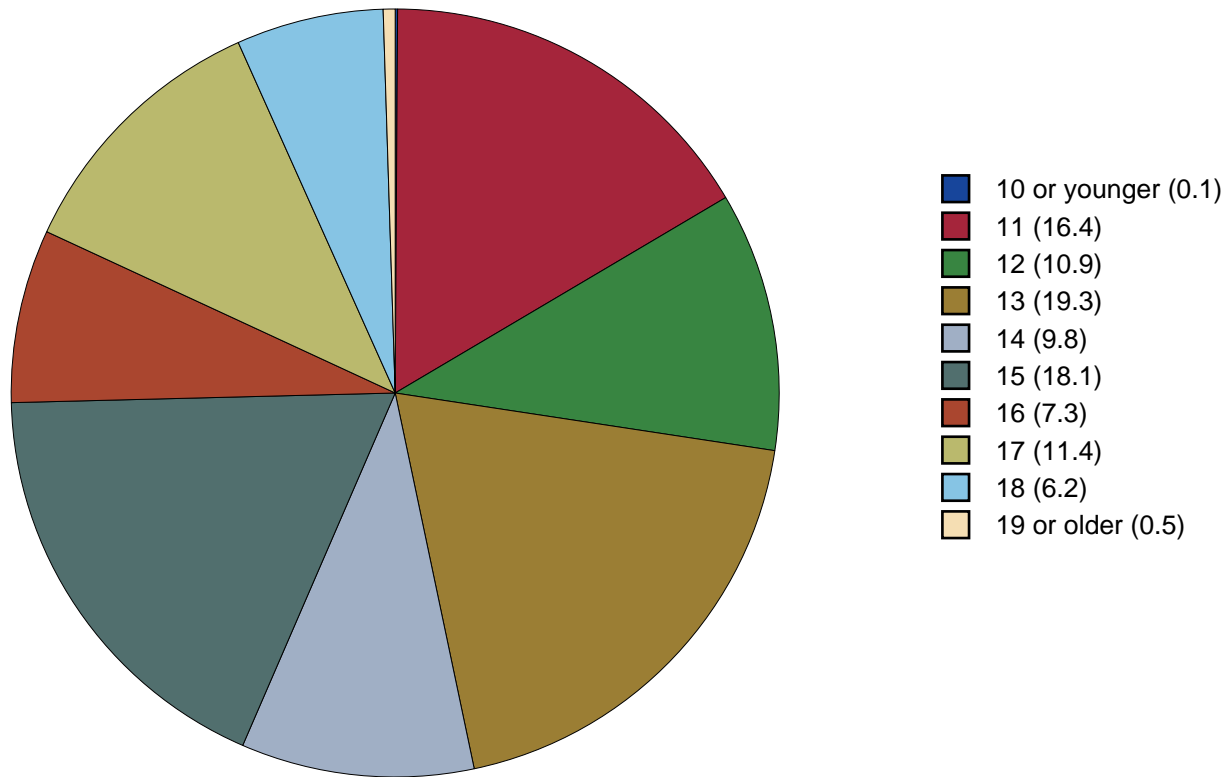


Figure 3: Age Chart



## 2 PERCENTAGE TABLES

The following tables contain frequency distribution detailing how your students responded to each question on the survey. The tables appear in the same order as the questions on the survey. The tables include breakdowns by grade level as well as overall percentages. The *N of Valid* row is a frequency count of the number of valid responses to each question for each grade and overall. The *N of Miss* row is a frequency count of the number of invalid (marked more than one response) or missing (i.e. did not respond) responses to each question for each grade and overall.

For the questions that allowed more than one response (i.e. race, live with, etc.) each response becomes a separate table. If a student did not mark the response, that was counted as a NO response, and if they did mark the response, that was counted as a YES response. Since a non response is a valid response for these questions, the *N of Miss* will always be zero for these questions.

Table 1: Gender



Response	6	8	10	12	Total	
Male	50.3	53.1	45.2	44.9	49.0	
Female	49.7	46.9	54.8	55.1	51.0	
N of Valid	338	350	290	196	1174	
N of Miss	2	13	13	9	37	

Table 2: Age











Response	6	8	10	12	Total	
10 or younger	0.3	0.0	0.0	0.0	0.1	
11	58.4	0.0	0.0	0.0	16.4	
12	38.9	0.0	0.0	0.0	10.9	
13	2.1	62.4	0.0	0.0	19.3	
14	0.3	32.3	0.0	0.0	9.8	
15	0.0	5.2	66.2	0.0	18.1	
16	0.0	0.0	28.5	1.0	7.3	
17	0.0	0.0	5.0	59.8	11.4	
18	0.0	0.0	0.3	36.3	6.2	
19 or older	0.0	0.0	0.0	2.9	0.5	
N of Valid	339	362	302	204	1207	
N of Miss	1	1	1	1	4	

Table 3: Are you Hispanic or Latino?



Response	6	8	10	12	Total	
No	92.9	87.3	91.9	94.6	91.2	
Yes	7.1	12.7	8.1	5.4	8.8	
N of Valid	322	354	295	205	1176	
N of Miss	18	9	8	0	35	

Table 4: What is your race? Black or African American



Response	6	8	10	12	Total	
No	60.6	53.9	52.6	57.8	56.1	
Yes	39.4	46.1	47.4	42.2	43.9	
N of Valid	335	358	302	204	1199	
N of Miss	0	0	0	0	0	

Table 5: What is your race? Asian



Response	6	8	10	12	Total	
No	98.5	98.9	99.3	99.5	99.0	
Yes	1.5	1.1	0.7	0.5	1.0	
N of Valid	335	358	302	204	1199	
N of Miss	0	0	0	0	0	

Table 6: What is your race? American Indian



Response	6	8	10	12	Total	
No	91.6	91.9	95.4	99.0	93.9	
Yes	8.4	8.1	4.6	1.0	6.1	
N of Valid	335	358	302	204	1199	
N of Miss	0	0	0	0	0	

Table 7: What is your race? Alaska Native



Response	6	8	10	12	Total	
No	99.7	99.7	100.0	100.0	99.8	
Yes	0.3	0.3	0.0	0.0	0.2	
N of Valid	335	358	302	204	1199	
N of Miss	0	0	0	0	0	

Table 8: What is your race? White



Response	6	8	10	12	Total	
No	49.0	53.4	53.0	44.1	50.5	
Yes	51.0	46.6	47.0	55.9	49.5	
N of Valid	335	358	302	204	1199	
N of Miss	0	0	0	0	0	

Table 9: What is your race? Native Hawaiian or Other Pacific Islander



Response	6	8	10	12	Total	
No	99.4	99.4	99.7	99.0	99.4	
Yes	0.6	0.6	0.3	1.0	0.6	
N of Valid	335	358	302	204	1199	
N of Miss	0	0	0	0	0	

Table 10: What is your race? Other



Response	6	8	10	12	Total	
No	88.4	90.5	90.7	95.6	90.8	
Yes	11.6	9.5	9.3	4.4	9.2	
N of Valid	335	358	302	204	1199	
N of Miss	0	0	0	0	0	

Table 11: What is the highest level of schooling completed by your mother or father?









Response	6	8	10	12	Total	
Completed grade school or less	3.0	4.7	1.7	2.0	3.0	
Some high school	3.0	6.1	15.8	20.3	10.1	
Completed high school	13.6	19.6	24.6	24.8	20.1	
Some college	10.3	15.4	14.8	19.8	14.6	
Completed college	21.5	22.3	19.9	19.3	21.0	
Graduate or professional school after college	9.7	7.3	7.4	3.5	7.3	
Don't know	36.7	23.5	14.8	7.9	22.3	
Does not apply	2.1	1.1	1.0	2.5	1.6	
N of Valid	330	358	297	202	1187	
N of Miss	10	5	6	3	24	

Table 12: Think of where you live most of the time. Which of the following people live there with you? Mother



Response	6	8	10	12	Total	
No	11.8	15.9	13.6	25.5	15.8	
Yes	88.2	84.1	86.4	74.5	84.2	
N of Valid	338	358	295	204	1195	
N of Miss	0	0	0	0	0	

Table 13: Think of where you live most of the time. Which of the following people live there with you? Stepmother



Response	6	8	10	12	Total	
No	94.1	93.3	94.6	92.6	93.7	
Yes	5.9	6.7	5.4	7.4	6.3	
N of Valid	338	358	295	204	1195	
N of Miss	0	0	0	0	0	

Table 14: Think of where you live most of the time. Which of the following people live there with you? Foster Mother



Response	6	8	10	12	Total	
No	99.7	99.7	99.3	100.0	99.7	
Yes	0.3	0.3	0.7	0.0	0.3	
N of Valid	338	358	295	204	1195	
N of Miss	0	0	0	0	0	

Table 15: Think of where you live most of the time. Which of the following people live there with you? Grandmother



Response	6	8	10	12	Total	
No	81.4	83.8	79.7	88.7	82.9	
Yes	18.6	16.2	20.3	11.3	17.1	
N of Valid	338	358	295	204	1195	
N of Miss	0	0	0	0	0	

Table 16: Think of where you live most of the time. Which of the following people live there with you? Aunt



Response	6	8	10	12	Total	
No	91.4	95.0	93.6	95.6	93.7	
Yes	8.6	5.0	6.4	4.4	6.3	
N of Valid	338	358	295	204	1195	
N of Miss	0	0	0	0	0	

Table 17: Think of where you live most of the time. Which of the following people live there with you? Father



Response	6	8	10	12	Total	
No	47.6	51.1	54.2	55.4	51.6	
Yes	52.4	48.9	45.8	44.6	48.4	
N of Valid	338	358	295	204	1195	
N of Miss	0	0	0	0	0	



Table 18: Think of where you live most of the time. Which of the following people live there with you? Stepfather



Response	6	8	10	12	Total	
No	84.3	83.0	85.1	85.3	84.3	
Yes	15.7	17.0	14.9	14.7	15.7	
N of Valid	338	358	295	204	1195	
N of Miss	0	0	0	0	0	

Table 19: Think of where you live most of the time. Which of the following people live there with you? Foster Father



Response	6	8	10	12	Total	
No	99.7	99.7	99.7	100.0	99.7	
Yes	0.3	0.3	0.3	0.0	0.3	
N of Valid	338	358	295	204	1195	
N of Miss	0	0	0	0	0	

Table 20: Think of where you live most of the time. Which of the following people live there with you? Grandfather



Response	6	8	10	12	Total	
No	89.1	92.5	93.2	94.6	92.1	
Yes	10.9	7.5	6.8	5.4	7.9	
N of Valid	338	358	295	204	1195	
N of Miss	0	0	0	0	0	

Table 21: Think of where you live most of the time. Which of the following people live there with you? Uncle



Response	6	8	10	12	Total	
No	92.9	93.9	95.3	98.0	94.6	
Yes	7.1	6.1	4.7	2.0	5.4	
N of Valid	338	358	295	204	1195	
N of Miss	0	0	0	0	0	

Table 22: Think of where you live most of the time. Which of the following people live there with you? Other Adults



Response	6	8	10	12	Total	
No	98.2	99.2	98.6	97.1	98.4	
Yes	1.8	0.8	1.4	2.9	1.6	
N of Valid	338	358	295	204	1195	
N of Miss	0	0	0	0	0	

Table 23: Think of where you live most of the time. Which of the following people live there with you? Brother(s)



Response	6	8	10	12	Total	
No	51.2	54.5	55.3	63.2	55.2	
Yes	48.8	45.5	44.7	36.8	44.8	
N of Valid	338	358	295	204	1195	
N of Miss	0	0	0	0	0	

Table 24: Think of where you live most of the time. Which of the following people live there with you? Stepbrother(s)



Response	6	8	10	12	Total	
No	93.8	94.7	96.3	97.5	95.3	
Yes	6.2	5.3	3.7	2.5	4.7	
N of Valid	338	358	295	204	1195	
N of Miss	0	0	0	0	0	

Table 25: Think of where you live most of the time. Which of the following people live there with you? Sister(s)



Response	6	8	10	12	Total	
No	47.3	56.1	55.6	64.7	55.0	
Yes	52.7	43.9	44.4	35.3	45.0	
N of Valid	338	358	295	204	1195	
N of Miss	0	0	0	0	0	

Table 26: Think of where you live most of the time. Which of the following people live there with you? Stepsister(s)



Response	6	8	10	12	Total	
No	94.4	93.6	96.9	98.5	95.5	
Yes	5.6	6.4	3.1	1.5	4.5	
N of Valid	338	358	295	204	1195	
N of Miss	0	0	0	0	0	

Table 27: Think of where you live most of the time. Which of the following people live there with you? Other Children



Response	6	8	10	12	Total	
No	95.6	94.7	94.9	90.7	94.3	
Yes	4.4	5.3	5.1	9.3	5.7	
N of Valid	338	358	295	204	1195	
N of Miss	0	0	0	0	0	

Table 28: In my school, students have lots of chances to help decide things like class activities and rules.





Response	6	8	10	12	Total	
NO!	15.2	14.4	9.4	12.6	13.1	
no	30.1	32.9	32.4	31.2	31.7	
yes	44.4	42.5	47.4	44.7	44.6	
YES!	10.2	10.2	10.8	11.6	10.6	
N of Valid	322	353	287	199	1161	
N of Miss	18	10	16	6	50	

Table 29: Teachers ask me to work on special classroom projects.





Response	6	8	10	12	Total	
NO!	12.9	9.4	6.0	8.1	9.3	
no	35.3	32.9	35.7	40.9	35.6	
yes	35.6	45.7	48.1	44.4	43.2	
YES!	16.3	12.0	10.2	6.6	11.8	
N of Valid	326	350	283	198	1157	
N of Miss	14	13	20	7	54	

Table 30: My teacher(s) notices when I am doing a good job and lets me know about it.

Response	6	8	10	12	Total
NO!	4.6	9.4	5.9	5.6	6.6
no	10.8	16.6	24.8	17.8	17.2
yes	51.1	50.0	51.4	54.3	51.4
YES!	33.4	24.0	17.8	22.3	24.8
N of Valid	323	350	286	197	1156
N of Miss	17	13	17	8	55

Table 31: There are lots of chances for students in my school to get involved in sports, clubs, and other school activities outside of class.

Response	6	8	10	12	Total
NO!	3.4	1.7	1.7	5.0	2.7
no	7.3	7.7	9.0	8.5	8.1
yes	30.6	38.9	39.9	44.2	37.7
YES!	58.7	51.7	49.3	42.2	51.5
N of Valid	327	352	288	199	1166
N of Miss	13	11	15	6	45

Table 32: There are lots of chances for students in my school to talk with a teacher one-on-one.

Response	6	8	10	12	Total
NO!	6.4	6.3	3.1	6.1	5.5
no	15.0	19.7	20.1	19.3	18.4
yes	42.0	47.9	52.4	54.8	48.5
YES!	36.5	26.2	24.3	19.8	27.5
N of Valid	326	351	288	197	1162
N of Miss	14	12	15	8	49

Table 33: I feel safe at my school.

Response	6	8	10	12	Total
NO!	9.1	10.8	6.7	8.6	8.9
no	13.1	21.6	20.7	17.3	18.3
yes	39.7	46.6	53.0	58.4	48.3
YES!	38.1	21.0	19.6	15.7	24.5
N of Valid	320	352	285	197	1154
N of Miss	20	11	18	8	57

Table 34: The school lets my parents know when I have done something well.

Response	6	8	10	12	Total
NO!	17.3	19.9	19.4	27.4	20.3
no	26.6	35.9	44.0	39.6	35.9
yes	34.4	31.3	29.2	23.9	30.4
YES!	21.7	12.8	7.4	9.1	13.3
N of Valid	323	351	284	197	1155
N of Miss	17	12	19	8	56

Table 35: My teachers praise me when I work hard in school.

Response	6	8	10	12	Total
NO!	16.6	12.7	13.7	18.2	15.0
no	25.8	34.6	39.1	35.9	33.4
yes	38.8	40.3	38.4	34.3	38.4
YES!	18.8	12.4	8.8	11.6	13.2
N of Valid	325	347	284	198	1154
N of Miss	15	16	19	7	57

Table 36: Are your school grades better than the grades of most students in your class?

Response	6	8	10	12	Total
NO!	6.8	7.6	5.7	4.1	6.3
no	31.0	27.8	27.7	23.0	27.8
yes	44.9	47.3	47.9	55.1	48.1
YES!	17.3	17.3	18.8	17.9	17.8
N of Valid	323	353	282	196	1154
N of Miss	17	10	21	9	57

Table 37: I have lots of chances to be part of class discussions or activities.

Response	6	8	10	12	Total
NO!	6.5	4.3	2.1	2.5	4.1
no	13.3	16.5	21.7	18.7	17.3
yes	41.8	48.9	56.6	60.1	50.7
YES!	38.4	30.4	19.6	18.7	28.0
N of Valid	323	352	286	198	1159
N of Miss	17	11	17	7	52

Table 38: Now thinking back over the past year in school, how often did you: enjoy being in school?

Response	6	8	10	12	Total
Never	9.7	9.2	9.1	11.8	9.7
Seldom	10.3	13.2	18.2	14.4	13.8
Sometimes	34.8	43.1	43.7	43.6	41.0
Often	23.3	24.1	21.0	21.5	22.7
Almost always	21.8	10.3	8.0	8.7	12.8
N of Valid	330	348	286	195	1159
N of Miss	10	15	17	10	52



Table 39: Now thinking back over the past year in school, how often did you: hate being in school?

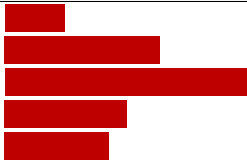
Response	6	8	10	12	Total	
Never	11.7	7.0	3.5	6.2	7.3	
Seldom	25.5	23.2	21.3	20.7	23.0	
Sometimes	34.5	35.1	41.8	40.4	37.5	
Often	15.7	19.4	18.5	16.6	17.7	
Almost always	12.6	15.4	15.0	16.1	14.6	
N of Valid	325	345	287	193	1150	
N of Miss	15	18	16	12	61	

Table 40: Now thinking back over the past year in school, how often did you: try to do your best work in school?


Response	6	8	10	12	Total	
Never	0.3	0.3	0.3	0.5	0.3	
Seldom	1.5	1.4	2.1	0.5	1.5	
Sometimes	5.5	9.5	10.8	14.0	9.5	
Often	17.2	26.7	34.1	26.9	25.9	
Almost always	75.4	62.1	52.6	58.0	62.8	
N of Valid	325	348	287	193	1153	
N of Miss	15	15	16	12	58	

Table 41: How often do you feel that the school work you are assigned is meaningful and important?

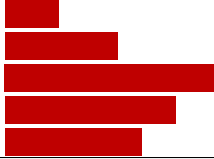
Response	6	8	10	12	Total	
Never	4.3	5.1	7.3	9.8	6.2	
Seldom	8.2	13.9	23.8	21.6	16.0	
Sometimes	23.4	36.6	36.0	33.0	32.1	
Often	28.3	24.7	22.4	27.8	25.7	
Almost always	35.9	19.6	10.5	7.7	20.0	
N of Valid	329	352	286	194	1161	
N of Miss	11	11	17	11	50	

Table 42: Putting them all together, what were your grades like last year?

Response	6	8	10	12	Total
Mostly F's	0.9	0.9	0.7	0.5	0.8
Mostly D's	4.1	1.8	3.6	3.6	3.2
Mostly C's	9.7	21.2	18.5	14.9	16.2
Mostly B's	32.1	41.5	38.4	49.0	39.4
Mostly A's	53.1	34.7	38.8	32.0	40.4
N of Valid	318	340	281	194	1133
N of Miss	22	23	22	11	78

Table 43: How important do you think the things you are learning in school are going to be for your later life?

Response	6	8	10	12	Total
Very important	54.1	38.0	16.6	16.3	33.6
Quite important	25.2	22.8	19.0	20.9	22.2
Fairly important	14.0	22.8	31.5	32.1	24.0
Slightly important	4.9	13.2	24.9	23.0	15.4
Not at all important	1.8	3.1	8.0	7.7	4.7
N of Valid	329	355	289	196	1169
N of Miss	11	8	14	9	42

Table 44: During the LAST FOUR WEEKS how many whole days of school have you missed because you skipped or "cut"?

Response	6	8	10	12	Total
None	61.4	59.5	66.8	63.1	62.4
1	13.0	13.3	10.5	10.8	12.1
2	9.0	7.6	10.1	7.7	8.7
3	8.1	8.8	5.9	11.8	8.4
4-5	5.7	5.1	4.9	4.6	5.1
6-10	2.1	2.8	1.4	2.1	2.1
11 or more	0.6	2.8	0.3	0.0	1.1
N of Valid	332	353	286	195	1166
N of Miss	8	10	17	10	45

Table 45: What are the chances you would be seen as cool if you: smoked cigarettes?






Response	6	8	10	12	Total	
No or very little chance	90.9	82.7	83.6	81.6	85.1	
Little chance	4.0	8.4	8.9	9.2	7.4	
Some chance	2.1	5.5	4.6	4.3	4.1	
Pretty good chance	1.8	2.6	2.9	3.2	2.5	
Very good chance	1.2	0.9	0.0	1.6	0.9	
N of Valid	328	347	280	185	1140	
N of Miss	12	16	23	20	71	

Table 46: What are the chances you would be seen as cool if you: worked hard at school?






Response	6	8	10	12	Total	
No or very little chance	5.8	6.9	10.1	9.7	7.8	
Little chance	8.2	8.3	13.4	10.3	9.8	
Some chance	13.0	20.6	19.9	25.4	19.0	
Pretty good chance	22.4	26.1	30.0	25.4	25.9	
Very good chance	50.6	38.1	26.7	29.2	37.5	
N of Valid	330	349	277	185	1141	
N of Miss	10	14	26	20	70	

Table 47: What are the chances you would be seen as cool if you: began drinking alcoholic beverages regularly, that is, at least once or twice a month?






Response	6	8	10	12	Total	
No or very little chance	86.5	74.7	70.0	58.4	74.3	
Little chance	7.6	12.9	13.4	14.6	11.8	
Some chance	2.8	6.9	9.7	10.3	6.9	
Pretty good chance	1.2	3.7	5.1	9.2	4.2	
Very good chance	1.8	1.7	1.8	7.6	2.7	
N of Valid	327	348	277	185	1137	
N of Miss	13	15	26	20	74	

Table 48: What are the chances you would be seen as cool if you: defended someone who was being bullied?






Response	6	8	10	12	Total	
No or very little chance	9.2	13.5	14.4	13.6	12.5	
Little chance	7.6	11.8	14.4	9.8	10.9	
Some chance	13.1	21.8	25.6	23.4	20.5	
Pretty good chance	23.2	28.4	31.0	27.7	27.5	
Very good chance	46.8	24.4	14.4	25.5	28.6	
N of Valid	327	348	277	184	1136	
N of Miss	13	15	26	21	75	

Table 49: What are the chances you would be seen as cool if you: smoked marijuana?






Response	6	8	10	12	Total	
No or very little chance	89.2	70.7	71.9	58.1	74.2	
Little chance	5.2	11.2	10.4	10.8	9.2	
Some chance	2.2	7.2	6.5	8.6	5.8	
Pretty good chance	0.6	4.9	6.8	10.8	5.1	
Very good chance	2.8	6.0	4.3	11.8	5.6	
N of Valid	324	348	278	186	1136	
N of Miss	16	15	25	19	75	

Table 50: What are the chances you would be seen as cool if you: carried a handgun?






Response	6	8	10	12	Total	
No or very little chance	80.1	73.3	79.2	74.7	76.9	
Little chance	8.6	10.6	9.3	8.1	9.3	
Some chance	4.6	7.5	5.7	9.7	6.6	
Pretty good chance	1.5	3.4	2.5	4.3	2.8	
Very good chance	5.2	5.2	3.2	3.2	4.4	
N of Valid	327	348	279	186	1140	
N of Miss	13	15	24	19	71	

Table 51: What are the chances you would be seen as cool if you: used e-cigarettes, e-cigars or e-hookahs (vaping)?


Response	6	8	10	12	Total	
No or very little chance	87.1	76.7	73.8	70.8	78.0	
Little chance	5.2	9.8	10.8	12.4	9.2	
Some chance	2.2	6.1	7.5	5.9	5.3	
Pretty good chance	1.8	3.7	3.9	7.0	3.8	
Very good chance	3.7	3.7	3.9	3.8	3.8	
N of Valid	325	347	279	185	1136	
N of Miss	15	16	24	20	75	

Table 52: What are the chances you would be seen as cool if you: bullied someone or cyber bullied someone?


Response	6	8	10	12	Total	
No or very little chance	87.1	76.7	73.8	70.8	78.0	
Little chance	5.2	9.8	10.8	12.4	9.2	
Some chance	2.2	6.1	7.5	5.9	5.3	
Pretty good chance	1.8	3.7	3.9	7.0	3.8	
Very good chance	3.7	3.7	3.9	3.8	3.8	
N of Valid	325	347	279	185	1136	
N of Miss	15	16	24	20	75	

Table 53: Think of your four best friends (the friends you feel closest to). In the past year (12 months), how many of your best friends have: participated in clubs, organizations or activities at school?


Response	6	8	10	12	Total	
0	14.4	14.7	14.1	13.3	14.2	
1	10.7	12.1	10.5	14.4	11.7	
2	17.4	16.2	18.5	19.7	17.7	
3	15.3	15.3	16.3	18.1	16.0	
4	42.2	41.6	40.6	34.6	40.4	
N of Valid	327	346	276	188	1137	
N of Miss	13	17	27	17	74	

Table 54: Think of your four best friends (the friends you feel closest to). In the past year (12 months), how many of your best friends have: smoked cigarettes?






Response	6	8	10	12	Total	
0	95.7	87.1	79.6	72.7	85.3	
1	3.1	7.2	11.6	15.0	8.4	
2	0.9	3.2	6.2	5.9	3.7	
3	0.0	2.0	0.4	3.2	1.2	
4	0.3	0.6	2.2	3.2	1.3	
N of Valid	323	348	275	187	1133	
N of Miss	17	15	28	18	78	

Table 55: Think of your four best friends (the friends you feel closest to). In the past year (12 months), how many of your best friends have: tried beer, wine or hard liquor (for example, vodka, whiskey, or gin) when their parents didn't know about it?






Response	6	8	10	12	Total	
0	90.1	73.8	65.0	56.4	73.4	
1	6.8	11.5	15.2	9.6	10.7	
2	1.2	6.9	9.7	10.6	6.6	
3	1.5	4.3	4.3	9.6	4.4	
4	0.3	3.5	5.8	13.8	4.8	
N of Valid	323	347	277	188	1135	
N of Miss	17	16	26	17	76	

Table 56: Think of your four best friends (the friends you feel closest to). In the past year (12 months), how many of your best friends have: used e-cigarettes, e-cigars, or e-hookahs?






Response	6	8	10	12	Total	
0	96.0	89.7	77.3	70.6	85.3	
1	2.5	4.3	14.4	9.6	7.1	
2	0.6	3.2	6.1	7.5	3.9	
3	0.9	2.0	1.1	7.0	2.3	
4	0.0	0.9	1.1	5.3	1.4	
N of Valid	322	348	277	187	1134	
N of Miss	18	15	26	18	77	



Table 57: Think of your four best friends (the friends you feel closest to). In the past year (12 months), how many of your best friends have: used marijuana?






Response	6	8	10	12	Total	
0	97.2	84.6	72.9	57.5	80.9	
1	1.2	8.1	13.4	20.4	9.5	
2	0.3	1.7	9.4	6.5	4.0	
3	0.9	2.0	1.1	4.8	2.0	
4	0.3	3.5	3.2	10.8	3.7	
N of Valid	321	344	277	186	1128	
N of Miss	19	19	26	19	83	

Table 58: Think of your four best friends (the friends you feel closest to). In the past year (12 months), how many of your best friends have: used prescription drugs or non-prescription drugs for the purpose of getting high?






Response	6	8	10	12	Total	
0	96.0	91.9	88.3	86.7	91.3	
1	3.1	4.0	6.9	8.5	5.2	
2	0.6	2.6	1.8	2.7	1.9	
3	0.3	1.2	0.7	0.5	0.7	
4	0.0	0.3	2.2	1.6	0.9	
N of Valid	322	346	274	188	1130	
N of Miss	18	17	29	17	81	

Table 59: Think of your four best friends (the friends you feel closest to). In the past year (12 months), how many of your best friends have: used synthetic marijuana (K2, spice) or bath salts?






Response	6	8	10	12	Total	
0	99.4	96.0	96.0	94.1	96.6	
1	0.0	2.3	2.9	4.3	2.1	
2	0.3	1.2	1.1	0.5	0.8	
3	0.3	0.6	0.0	0.5	0.4	
4	0.0	0.0	0.0	0.5	0.1	
N of Valid	321	346	276	188	1131	
N of Miss	19	17	27	17	80	

Table 60: Think of your four best friends (the friends you feel closest to). In the past year (12 months), how many of your best friends have: used LSD, cocaine, amphetamines, or other illegal drugs?






Response	6	8	10	12	Total	
0	98.4	95.4	96.4	97.3	96.8	
1	0.3	1.7	1.4	1.1	1.1	
2	0.9	1.4	1.4	0.5	1.1	
3	0.3	1.2	0.7	1.1	0.8	
4	0.0	0.3	0.0	0.0	0.1	
N of Valid	320	346	278	187	1131	
N of Miss	20	17	25	18	80	

Table 61: Think of your four best friends (the friends you feel closest to). In the past year (12 months), how many of your best friends have: been bullied?






Response	6	8	10	12	Total	
0	33.6	46.0	60.2	69.5	49.9	
1	25.5	24.6	18.3	12.3	21.3	
2	16.8	14.7	11.1	9.1	13.5	
3	6.9	4.9	3.9	4.3	5.1	
4	17.1	9.8	6.5	4.8	10.2	
N of Valid	321	346	279	187	1133	
N of Miss	19	17	24	18	78	

Table 62: Think of your four best friends (the friends you feel closest to). In the past year (12 months), how many of your best friends have: been suspended from school?






Response	6	8	10	12	Total	
0	65.9	52.0	69.3	73.8	63.8	
1	18.4	19.7	14.4	13.9	17.1	
2	6.2	10.7	10.8	8.6	9.1	
3	2.5	8.1	2.2	1.1	3.9	
4	6.9	9.5	3.2	2.7	6.1	
N of Valid	320	346	277	187	1130	
N of Miss	20	17	26	18	81	

Table 63: Think of your four best friends (the friends you feel closest to). In the past year (12 months), how many of your best friends have: carried a handgun?






Response	6	8	10	12	Total	
0	95.0	89.6	91.0	94.7	92.3	
1	2.5	5.8	4.7	3.7	4.3	
2	0.9	3.2	2.5	1.6	2.1	
3	0.6	1.2	1.4	0.0	0.9	
4	0.9	0.3	0.4	0.0	0.4	
N of Valid	317	345	278	187	1127	
N of Miss	23	18	25	18	84	

Table 64: Think of your four best friends (the friends you feel closest to). In the past year (12 months), how many of your best friends have: sold illegal drugs?






Response	6	8	10	12	Total	
0	98.4	96.0	93.8	94.6	95.9	
1	0.3	2.6	4.4	3.2	2.5	
2	0.3	0.6	1.1	1.6	0.8	
3	0.9	0.3	0.0	0.5	0.4	
4	0.0	0.6	0.7	0.0	0.4	
N of Valid	319	346	275	186	1126	
N of Miss	21	17	28	19	85	

Table 65: Think of your four best friends (the friends you feel closest to). In the past year (12 months), how many of your best friends have: regularly attended religious services?






Response	6	8	10	12	Total	
0	44.3	38.7	40.2	50.3	42.6	
1	11.3	13.2	14.9	18.2	13.9	
2	11.7	16.7	20.7	17.1	16.4	
3	9.4	12.6	13.0	6.4	10.8	
4	23.3	18.8	11.2	8.0	16.4	
N of Valid	309	341	276	187	1113	
N of Miss	31	22	27	18	98	

Table 66: Think of your four best friends (the friends you feel closest to). In the past year (12 months), how many of your best friends have: stolen or tried to steal a motor vehicle such as a car or motorcycle?






Response	6	8	10	12	Total	
0	95.0	94.2	94.6	97.3	95.0	
1	3.1	2.0	4.0	1.1	2.7	
2	0.3	2.0	1.1	0.5	1.1	
3	0.9	1.2	0.0	1.1	0.8	
4	0.6	0.6	0.4	0.0	0.4	
N of Valid	320	346	278	187	1131	
N of Miss	20	17	25	18	80	

Table 67: Think of your four best friends (the friends you feel closest to). In the past year (12 months), how many of your best friends have: been arrested?






Response	6	8	10	12	Total	
0	94.7	87.6	93.9	94.1	92.2	
1	3.4	6.9	3.6	3.2	4.5	
2	0.9	2.6	1.8	1.1	1.7	
3	0.9	0.9	0.4	1.1	0.8	
4	0.0	2.0	0.4	0.5	0.8	
N of Valid	321	348	277	187	1133	
N of Miss	19	15	26	18	78	

Table 68: Think of your four best friends (the friends you feel closest to). In the past year (12 months), how many of your best friends have: dropped out of school?






Response	6	8	10	12	Total	
0	94.0	96.0	93.5	95.2	94.7	
1	2.5	2.6	5.8	3.2	3.5	
2	1.6	0.9	0.7	1.1	1.1	
3	0.9	0.3	0.0	0.0	0.4	
4	0.9	0.3	0.0	0.5	0.4	
N of Valid	319	346	277	186	1128	
N of Miss	21	17	26	19	83	

Table 69: Think of your four best friends (the friends you feel closest to). In the past year (12 months), how many of your best friends have: been members of a gang?


Response	6	8	10	12	Total	
0	92.8	88.2	95.6	93.6	92.2	
1	2.5	3.7	2.2	4.3	3.1	
2	1.2	3.2	1.8	0.5	1.9	
3	1.6	1.7	0.0	0.0	1.0	
4	1.9	3.2	0.4	1.6	1.9	
N of Valid	321	348	275	187	1131	
N of Miss	19	15	28	18	80	

Table 70: How old were you when you first: smoked marijuana?


Response	6	8	10	12	Total	
Never	98.8	91.3	86.7	73.7	89.4	
10 or younger	0.6	0.3	1.1	2.1	0.9	
11	0.3	1.4	0.4	0.5	0.7	
12	0.0	2.6	2.2	1.1	1.5	
13	0.0	3.5	3.2	3.7	2.5	
14	0.0	0.6	2.9	4.2	1.6	
15	0.3	0.3	3.2	2.6	1.4	
16	0.0	0.0	0.4	3.7	0.7	
17 or older	0.0	0.0	0.0	8.4	1.4	
N of Valid	329	345	278	190	1142	
N of Miss	11	18	25	15	69	

Table 71: How old were you when you first: smoked a cigarette, even just a puff?










Response	6	8	10	12	Total	
Never	94.5	86.5	87.0	72.7	86.7	
10 or younger	3.4	6.4	4.0	5.3	4.8	
11	1.8	2.0	0.7	3.2	1.9	
12	0.3	2.3	2.5	4.8	2.2	
13	0.0	2.3	2.5	3.2	1.9	
14	0.0	0.3	0.7	3.7	0.9	
15	0.0	0.0	2.2	2.1	0.9	
16	0.0	0.0	0.4	2.1	0.4	
17 or older	0.0	0.0	0.0	2.7	0.4	
N of Valid	327	342	277	187	1133	
N of Miss	13	21	26	18	78	

Table 72: How old were you when you first: had more than a sip or two of beer, wine or hard liquor (for example, vodka, whiskey, or gin)?










Response	6	8	10	12	Total	
Never	87.9	77.4	68.1	52.4	74.0	
10 or younger	7.9	5.5	4.7	4.8	5.9	
11	3.9	4.6	2.2	1.6	3.3	
12	0.0	5.2	2.5	3.7	2.8	
13	0.0	5.8	4.7	5.3	3.8	
14	0.0	0.9	9.3	7.9	3.8	
15	0.0	0.3	5.7	5.8	2.4	
16	0.0	0.0	2.5	9.0	2.1	
17 or older	0.3	0.3	0.4	9.5	1.8	
N of Valid	330	345	279	189	1143	
N of Miss	10	18	24	16	68	

Table 73: How old were you when you first: began drinking alcoholic beverages regularly, that is, at least once or twice a month?


Response	6	8	10	12	Total	
Never	97.9	96.5	92.8	84.7	94.1	
10 or younger	0.9	0.9	0.7	1.1	0.9	
11	0.6	0.6	0.4	0.0	0.4	
12	0.0	0.9	0.4	0.0	0.3	
13	0.3	0.9	1.1	1.6	0.9	
14	0.0	0.0	2.2	0.5	0.6	
15	0.0	0.3	2.2	2.1	1.0	
16	0.0	0.0	0.0	3.2	0.5	
17 or older	0.3	0.0	0.4	6.9	1.3	
N of Valid	329	347	278	189	1143	
N of Miss	11	16	25	16	68	

Table 74: How old were you when you first: used Pegaramide (peg, Peggy)?


Response	6	8	10	12	Total	
Never	100.0	100.0	100.0	100.0	100.0	
10 or younger	0.0	0.0	0.0	0.0	0.0	
11	0.0	0.0	0.0	0.0	0.0	
12	0.0	0.0	0.0	0.0	0.0	
13	0.0	0.0	0.0	0.0	0.0	
14	0.0	0.0	0.0	0.0	0.0	
15	0.0	0.0	0.0	0.0	0.0	
16	0.0	0.0	0.0	0.0	0.0	
17 or older	0.0	0.0	0.0	0.0	0.0	
N of Valid	320	345	276	187	1128	
N of Miss	20	18	27	18	83	

Table 75: How old were you when you first: got suspended from school?










Response	6	8	10	12	Total	
Never	85.4	67.9	74.0	75.1	75.7	
10 or younger	9.1	13.8	7.2	5.8	9.5	
11	3.6	4.1	1.1	1.1	2.7	
12	1.2	5.6	2.2	2.1	2.9	
13	0.0	6.2	4.7	4.2	3.7	
14	0.0	1.8	6.5	3.2	2.6	
15	0.0	0.3	3.2	1.6	1.1	
16	0.0	0.0	0.4	3.7	0.7	
17 or older	0.6	0.3	0.7	3.2	1.0	
N of Valid	329	340	277	189	1135	
N of Miss	11	23	26	16	76	

Table 76: How old were you when you first: got arrested?










Response	6	8	10	12	Total	
Never	98.8	94.2	94.2	95.8	95.8	
10 or younger	0.6	1.5	0.0	0.0	0.6	
11	0.6	1.2	0.0	0.0	0.5	
12	0.0	0.6	0.4	0.0	0.3	
13	0.0	2.0	1.4	1.1	1.1	
14	0.0	0.6	1.4	0.0	0.5	
15	0.0	0.0	1.4	0.5	0.4	
16	0.0	0.0	0.7	2.1	0.5	
17 or older	0.0	0.0	0.4	0.5	0.2	
N of Valid	326	344	278	189	1137	
N of Miss	14	19	25	16	74	



Table 77: How old were you when you first: carried a handgun?









Response	6	8	10	12	Total	
Never	95.7	93.3	95.0	95.2	94.7	
10 or younger	2.1	0.9	1.1	1.1	1.3	
11	1.2	0.6	0.4	0.5	0.7	
12	0.6	0.9	1.1	0.5	0.8	
13	0.0	3.2	0.4	0.5	1.1	
14	0.0	0.9	0.0	0.5	0.4	
15	0.0	0.3	1.4	1.6	0.7	
16	0.0	0.0	0.0	0.0	0.0	
17 or older	0.3	0.0	0.7	0.0	0.3	
N of Valid	326	343	278	188	1135	
N of Miss	14	20	25	17	76	

Table 78: How old were you when you first: used e-cigarettes, e-cigars, or e-hookahs (vaping)?










Response	6	8	10	12	Total	
Never	96.6	93.6	87.4	80.4	90.8	
10 or younger	1.9	0.6	0.0	0.0	0.7	
11	0.9	1.4	0.0	0.0	0.7	
12	0.3	0.9	0.7	0.0	0.5	
13	0.0	2.6	0.7	2.1	1.3	
14	0.0	0.9	5.4	1.1	1.8	
15	0.0	0.0	4.3	3.7	1.7	
16	0.3	0.0	1.4	5.8	1.4	
17 or older	0.0	0.0	0.0	6.9	1.1	
N of Valid	324	346	278	189	1137	
N of Miss	16	17	25	16	74	

Table 79: How old were you when you first: belonged to a gang?










Response	6	8	10	12	Total	
Never	97.9	95.1	98.9	96.8	97.1	
10 or younger	0.3	0.3	0.0	0.0	0.2	
11	0.9	0.9	0.4	1.1	0.8	
12	0.6	0.9	0.0	0.0	0.4	
13	0.3	1.7	0.4	1.1	0.9	
14	0.0	0.9	0.0	0.5	0.4	
15	0.0	0.0	0.0	0.5	0.1	
16	0.0	0.3	0.0	0.0	0.1	
17 or older	0.0	0.0	0.4	0.0	0.1	
N of Valid	327	346	278	189	1140	
N of Miss	13	17	25	16	71	

Table 80: How old were you when you first: used prescription drugs not prescribed to you?










Response	6	8	10	12	Total	
Never	97.6	96.0	92.1	91.5	94.7	
10 or younger	1.2	2.0	1.8	1.1	1.6	
11	0.6	0.6	0.0	0.0	0.4	
12	0.3	0.3	0.7	0.5	0.4	
13	0.0	1.2	1.8	1.6	1.1	
14	0.0	0.0	1.4	1.1	0.5	
15	0.0	0.0	1.4	1.6	0.6	
16	0.0	0.0	0.7	0.5	0.3	
17 or older	0.3	0.0	0.0	2.1	0.4	
N of Valid	327	346	279	188	1140	
N of Miss	13	17	24	17	71	

Table 81: How wrong do you think it is for someone your age to: take a handgun to school?

Response	6	8	10	12	Total	
Very wrong	94.8	88.0	90.3	94.2	91.6	
Wrong	3.0	8.0	6.5	3.7	5.5	
A little bit wrong	1.2	2.9	1.8	0.5	1.7	
Not at all wrong	0.9	1.1	1.4	1.6	1.2	
N of Valid	330	349	279	190	1148	
N of Miss	10	14	24	15	63	

Table 82: How wrong do you think it is for someone your age to: steal anything?

Response	6	8	10	12	Total	
Very wrong	77.1	69.9	70.1	76.1	73.1	
Wrong	18.0	24.4	24.5	21.3	22.0	
A little bit wrong	3.7	4.0	4.7	1.6	3.7	
Not at all wrong	1.2	1.7	0.7	1.1	1.2	
N of Valid	328	349	278	188	1143	
N of Miss	12	14	25	17	68	

Table 83: How wrong do you think it is for someone your age to: pick a fight with someone?

Response	6	8	10	12	Total	
Very wrong	65.4	54.9	57.8	62.4	59.9	
Wrong	24.5	28.7	28.2	25.4	26.8	
A little bit wrong	8.6	13.8	11.6	10.6	11.2	
Not at all wrong	1.5	2.6	2.5	1.6	2.1	
N of Valid	327	348	277	189	1141	
N of Miss	13	15	26	16	70	

Table 84: How wrong do you think it is for someone your age to: attack someone with the idea of seriously hurting them?





Response	6	8	10	12	Total	
Very wrong	93.0	80.2	79.2	83.5	84.2	
Wrong	3.7	14.6	13.6	12.8	10.9	
A little bit wrong	2.1	3.7	4.3	2.7	3.2	
Not at all wrong	1.2	1.4	2.9	1.1	1.7	
N of Valid	327	349	279	188	1143	
N of Miss	13	14	24	17	68	

Table 85: How wrong do you think it is for someone your age to: stay away from school all day when their parents think they are at school?





Response	6	8	10	12	Total	
Very wrong	84.4	70.1	69.2	63.0	72.8	
Wrong	13.1	23.6	19.6	21.7	19.3	
A little bit wrong	1.2	4.3	9.8	12.7	6.1	
Not at all wrong	1.2	2.0	1.4	2.6	1.8	
N of Valid	327	348	276	189	1140	
N of Miss	13	15	27	16	71	

Table 86: How wrong do you think it is for someone your age to: drink beer, wine or hard liquor (for example, vodka, whiskey, or gin) regularly?





Response	6	8	10	12	Total	
Very wrong	93.3	78.7	67.8	64.4	77.9	
Wrong	3.0	12.4	19.2	16.0	11.9	
A little bit wrong	1.5	6.1	9.4	14.4	6.9	
Not at all wrong	2.1	2.9	3.6	5.3	3.2	
N of Valid	330	347	276	188	1141	
N of Miss	10	16	27	17	70	

Table 87: How wrong do you think it is for someone your age to: smoke cigarettes?





Response	6	8	10	12	Total	
Very wrong	92.7	83.8	78.0	73.5	83.2	
Wrong	4.9	11.3	13.7	13.8	10.4	
A little bit wrong	0.6	2.3	5.4	6.9	3.3	
Not at all wrong	1.8	2.6	2.9	5.8	3.0	
N of Valid	328	346	277	189	1140	
N of Miss	12	17	26	16	71	

Table 88: How wrong do you think it is for someone your age to: smoke marijuana?





Response	6	8	10	12	Total	
Very wrong	94.5	80.5	68.6	60.3	78.3	
Wrong	3.1	9.9	13.0	16.9	9.9	
A little bit wrong	0.9	4.7	13.0	10.6	6.6	
Not at all wrong	1.5	4.9	5.4	12.2	5.3	
N of Valid	327	344	277	189	1137	
N of Miss	13	19	26	16	74	

Table 89: How wrong do you think it is for someone your age to: use prescription drugs or non-prescription drugs for the purpose of getting high?





Response	6	8	10	12	Total	
Very wrong	96.6	90.8	87.3	87.3	91.1	
Wrong	1.2	6.3	10.1	8.5	6.1	
A little bit wrong	0.9	1.1	0.7	2.6	1.2	
Not at all wrong	1.2	1.7	1.8	1.6	1.6	
N of Valid	327	348	276	189	1140	
N of Miss	13	15	27	16	71	

Table 90: How wrong do you think it is for someone your age to: use synthetic marijuana (K2, spice) or bath salts?

Response	6	8	10	12	Total	
Very wrong	96.0	92.2	89.1	90.5	92.2	
Wrong	1.2	5.8	8.3	6.9	5.3	
A little bit wrong	1.2	0.6	0.7	1.6	1.0	
Not at all wrong	1.5	1.4	1.8	1.1	1.5	
N of Valid	323	347	276	189	1135	
N of Miss	17	16	27	16	76	

Table 91: How wrong do you think it is for someone your age to: use LSD, cocaine, amphetamines or another illegal drug?

Response	6	8	10	12	Total	
Very wrong	98.2	93.9	94.2	92.0	94.9	
Wrong	0.6	4.6	5.1	5.3	3.7	
A little bit wrong	0.6	0.0	0.0	1.6	0.4	
Not at all wrong	0.6	1.4	0.7	1.1	1.0	
N of Valid	325	346	276	188	1135	
N of Miss	15	17	27	17	76	

Table 92: How wrong do you think it is for someone your age to: use e-cigarettes, e-cigars or e-hookahs (vaping)?

Response	6	8	10	12	Total	
Very wrong	88.5	81.8	70.4	66.5	78.4	
Wrong	6.5	10.4	11.9	12.8	10.1	
A little bit wrong	2.2	4.3	10.8	11.7	6.5	
Not at all wrong	2.8	3.5	6.9	9.0	5.0	
N of Valid	323	346	277	188	1134	
N of Miss	17	17	26	17	77	

Table 93: At school during the past 12 months, did you receive help from the resource teacher, speech therapist or other special education teacher?

Response	6	8	10	12	Total
No	0.0	0.0	0.0	0.0	0.0
Yes	0.0	0.0	0.0	0.0	0.0
N of Valid	0	0	0	0	0
N of Miss	0	0	0	0	0

Table 94: How many times in the past year (12 months) have you: been suspended from school?

Response	6	8	10	12	Total	
Never	89.2	77.2	86.7	87.4	84.7	<div></div>
1 to 2 times	8.1	16.2	12.2	10.0	11.9	<div></div>
3 to 5 times	2.1	4.9	1.1	1.1	2.5	<div></div>
6 to 9 times	0.3	0.3	0.0	1.6	0.4	<div></div>
10+ times	0.3	1.4	0.0	0.0	0.5	<div></div>
N of Valid	333	346	278	190	1147	
N of Miss	7	17	25	15	64	

Table 95: How many times in the past year (12 months) have you: carried a handgun?

Response	6	8	10	12	Total	
Never	96.0	94.5	96.8	96.3	95.8	<div></div>
1 to 2 times	3.0	2.3	0.7	1.1	1.9	<div></div>
3 to 5 times	0.0	0.6	1.1	0.5	0.5	<div></div>
6 to 9 times	0.3	0.6	0.0	0.5	0.4	<div></div>
10+ times	0.6	2.0	1.4	1.6	1.4	<div></div>
N of Valid	329	345	278	188	1140	
N of Miss	11	18	25	17	71	

Table 96: How many times in the past year (12 months) have you: sold illegal drugs?






Response	6	8	10	12	Total	
Never	100.0	98.8	98.6	98.9	99.1	
1 to 2 times	0.0	0.6	0.7	0.0	0.4	
3 to 5 times	0.0	0.0	0.4	0.0	0.1	
6 to 9 times	0.0	0.0	0.0	0.5	0.1	
10+ times	0.0	0.6	0.4	0.5	0.4	
N of Valid	329	344	278	189	1140	
N of Miss	11	19	25	16	71	

Table 97: How many times in the past year (12 months) have you: stolen or tried to steal a motor vehicle such as a car or motorcycle?





Response	6	8	10	12	Total	
Never	99.4	97.7	98.9	98.4	98.6	
1 to 2 times	0.6	0.9	1.1	0.5	0.8	
3 to 5 times	0.0	0.6	0.0	1.1	0.4	
6 to 9 times	0.0	0.0	0.0	0.0	0.0	
10+ times	0.0	0.9	0.0	0.0	0.3	
N of Valid	329	346	277	188	1140	
N of Miss	11	17	26	17	71	

Table 98: How many times in the past year (12 months) have you: participated in clubs, organizations or activities at school?






Response	6	8	10	12	Total	
Never	35.2	41.9	37.2	37.0	38.0	
1 to 2 times	23.5	19.8	15.5	15.9	19.2	
3 to 5 times	12.2	16.0	16.2	17.5	15.2	
6 to 9 times	4.6	5.5	9.0	7.9	6.5	
10+ times	24.5	16.9	22.0	21.7	21.1	
N of Valid	327	344	277	189	1137	
N of Miss	13	19	26	16	74	



Table 99: How many times in the past year (12 months) have you: been arrested?


Response	6	8	10	12	Total	
Never	99.1	95.6	96.0	97.4	97.0	
1 to 2 times	0.6	2.9	3.3	1.6	2.1	
3 to 5 times	0.3	1.2	0.4	1.1	0.7	
6 to 9 times	0.0	0.0	0.4	0.0	0.1	
10+ times	0.0	0.3	0.0	0.0	0.1	
N of Valid	330	343	276	189	1138	
N of Miss	10	20	27	16	73	

Table 100: How many times in the past year (12 months) have you: attacked someone with the idea of seriously hurting them?


Response	6	8	10	12	Total	
Never	93.0	89.9	92.1	96.3	92.4	
1 to 2 times	6.1	7.2	7.2	3.2	6.2	
3 to 5 times	0.0	1.4	0.0	0.0	0.4	
6 to 9 times	0.3	0.3	0.0	0.5	0.3	
10+ times	0.6	1.2	0.7	0.0	0.7	
N of Valid	330	345	278	188	1141	
N of Miss	10	18	25	17	70	

Table 101: How many times in the past year (12 months) have you: been drunk or high at school?


Response	6	8	10	12	Total	
Never	99.4	96.0	94.2	92.5	96.0	
1 to 2 times	0.3	2.3	4.0	2.7	2.2	
3 to 5 times	0.3	0.6	1.4	2.1	1.0	
6 to 9 times	0.0	0.3	0.0	1.1	0.3	
10+ times	0.0	0.9	0.4	1.6	0.6	
N of Valid	331	346	277	187	1141	
N of Miss	9	17	26	18	70	

Table 102: How many times in the past year (12 months) have you: taken a handgun to school?




Response	6	8	10	12	Total	
Never	100.0	99.4	99.3	100.0	99.6	
1 to 2 times	0.0	0.3	0.7	0.0	0.3	
3 to 5 times	0.0	0.0	0.0	0.0	0.0	
6 to 9 times	0.0	0.3	0.0	0.0	0.1	
10+ times	0.0	0.0	0.0	0.0	0.0	
N of Valid	329	345	277	188	1139	
N of Miss	11	18	26	17	72	

Table 103: How many times in the past year (12 months) have you: used e-cigarettes, e-cigars, or e-hookahs (vaping)?




Response	6	8	10	12	Total	
Never	100.0	99.4	99.3	100.0	99.6	
1 to 2 times	0.0	0.3	0.7	0.0	0.3	
3 to 5 times	0.0	0.0	0.0	0.0	0.0	
6 to 9 times	0.0	0.3	0.0	0.0	0.1	
10+ times	0.0	0.0	0.0	0.0	0.0	
N of Valid	329	345	277	188	1139	
N of Miss	11	18	26	17	72	

Table 104: Are you currently on probation, or assigned a probation officer with Juvenile Court?



Response	6	8	10	12	Total	
No	99.0	96.4	96.0	97.5	97.2	
Yes	1.0	3.6	4.0	2.5	2.8	
N of Valid	286	309	253	160	1008	
N of Miss	54	54	50	45	203	

Table 105: Have you ever belonged to a gang?





Response	6	8	10	12	Total	
No	95.8	92.2	96.8	95.7	94.9	
No, but would like to	0.6	0.6	0.4	0.5	0.5	
Yes, in the past	2.4	3.8	2.2	0.5	2.5	
Yes, belong now	1.2	3.5	0.7	3.2	2.1	
Yes, but would like to get out	0.0	0.0	0.0	0.0	0.0	
N of Valid	330	346	279	185	1140	
N of Miss	10	17	24	20	71	

Table 106: If you have ever belonged to a gang, did that gang have a name?




Response	6	8	10	12	Total	
No	14.8	12.9	18.7	22.0	16.3	
Yes	1.8	6.6	2.9	3.8	3.8	
I have never belonged to a gang	83.4	80.5	78.4	74.2	79.8	
N of Valid	332	348	278	186	1144	
N of Miss	8	15	25	19	67	

Table 107: You are at a party at someone's house, and one of your friends offers you a drink containing alcohol. What would you say or do?





Response	6	8	10	12	Total	
Drink it	4.3	10.6	16.2	26.2	12.7	
Tell your friend, 'No thanks, I don't drink' and suggest that you and your friend go and do something else	47.4	47.9	37.9	30.5	42.5	
Just say, 'No thanks' and walk away	28.9	31.8	31.4	33.7	31.2	
Make up a good excuse, tell your friend you had something else to do, and leave	19.5	9.7	14.4	9.6	13.7	
N of Valid	329	349	277	187	1142	
N of Miss	11	14	26	18	69	

Table 108: How often do you attend religious services or activities?

Response	6	8	10	12	Total
Never	21.5	19.4	18.8	28.3	21.3
Rarely	22.1	27.2	30.3	31.6	27.3
1-2 Times a Month	14.0	13.0	11.2	14.4	13.1
About Once a Week or More	42.4	40.3	39.7	25.7	38.3
N of Valid	321	345	277	187	1130
N of Miss	19	18	26	18	81

Table 109: I think sometimes it's okay to cheat at school.

Response	6	8	10	12	Total
NO!	74.8	46.2	28.1	32.6	48.0
no	18.8	39.0	41.9	30.5	32.4
yes	5.8	12.2	27.0	29.4	16.7
YES!	0.6	2.6	3.0	7.5	2.9
N of Valid	329	344	270	187	1130
N of Miss	11	19	33	18	81

Table 110: It is important to think before you act.

Response	6	8	10	12	Total
NO!	4.0	4.0	4.8	4.9	4.4
no	1.5	2.0	3.0	2.2	2.1
yes	20.1	29.8	31.5	31.4	27.7
YES!	74.3	64.2	60.7	61.6	65.8
N of Valid	323	346	270	185	1124
N of Miss	17	17	33	20	87

Table 111: Sometimes I think that life is not worth it.





Response	6	8	10	12	Total	
NO!	60.0	51.0	37.8	42.9	49.1	
no	16.6	23.9	30.7	26.6	23.9	
yes	16.6	16.3	23.3	23.4	19.2	
YES!	6.9	8.7	8.1	7.1	7.8	
N of Valid	320	343	270	184	1117	
N of Miss	20	20	33	21	94	

Table 112: At times I think I am no good at all.





Response	6	8	10	12	Total	
NO!	46.4	40.4	33.2	38.3	40.1	
no	17.8	22.7	24.3	21.9	21.5	
yes	25.9	25.9	30.6	31.7	28.0	
YES!	10.0	11.0	11.9	8.2	10.5	
N of Valid	321	344	268	183	1116	
N of Miss	19	19	35	22	95	

Table 113: All in all, I am inclined to think that I am a failure.





Response	6	8	10	12	Total	
NO!	61.1	51.6	43.4	50.0	52.1	
no	19.7	29.5	32.6	30.2	27.6	
yes	12.5	13.0	16.9	15.9	14.3	
YES!	6.6	5.9	7.1	3.8	6.1	
N of Valid	319	339	267	182	1107	
N of Miss	21	24	36	23	104	

Table 114: In the past year, have you felt depressed or sad MOST days, even if you felt okay sometimes?





Response	6	8	10	12	Total	
NO!	39.1	36.7	27.3	31.7	34.3	
no	18.6	17.5	21.8	25.1	20.1	
yes	26.4	28.6	31.0	25.1	28.0	
YES!	15.8	17.2	19.9	18.0	17.6	
N of Valid	322	343	271	183	1119	
N of Miss	18	20	32	22	92	

Table 115: It is all right to beat up people if they start the fight.





Response	6	8	10	12	Total	
NO!	56.9	29.5	29.5	33.9	38.2	
no	16.6	18.7	19.8	24.0	19.2	
yes	13.2	26.9	23.9	16.4	20.5	
YES!	13.2	24.9	26.9	25.7	22.1	
N of Valid	325	342	268	183	1118	
N of Miss	15	21	35	22	93	

Table 116: I think it is okay to take something without asking if you can get away with it.





Response	6	8	10	12	Total	
NO!	86.1	69.5	70.6	72.1	75.0	
no	12.0	26.2	24.5	24.0	21.3	
yes	1.5	2.9	4.1	3.3	2.9	
YES!	0.3	1.5	0.7	0.5	0.8	
N of Valid	324	344	269	183	1120	
N of Miss	16	19	34	22	91	

Table 117: Where do you get the most information about living a drug and alcohol free life? Parents/guardians





Response	6	8	10	12	Total	
All the time	56.1	61.8	56.2	49.5	56.8	
Most	18.1	16.0	20.2	22.0	18.6	
Some	11.3	9.9	13.5	14.8	12.0	
Very little	14.5	12.2	10.1	13.7	12.6	
N of Valid	310	343	267	182	1102	
N of Miss	30	20	36	23	109	

Table 118: Where do you get the most information about living a drug and alcohol free life? Friends





Response	6	8	10	12	Total	
All the time	22.8	23.0	20.9	15.6	21.2	
Most	19.1	18.6	15.5	20.0	18.2	
Some	18.8	24.5	29.1	25.0	24.1	
Very little	39.3	33.9	34.5	39.4	36.5	
N of Valid	298	339	258	180	1075	
N of Miss	42	24	45	25	136	

Table 119: Where do you get the most information about living a drug and alcohol free life? Family members





Response	6	8	10	12	Total	
All the time	50.5	48.7	46.7	30.6	45.7	
Most	21.1	23.2	22.6	28.9	23.4	
Some	11.7	15.5	18.0	20.0	15.8	
Very little	16.7	12.6	12.6	20.6	15.1	
N of Valid	299	341	261	180	1081	
N of Miss	41	22	42	25	130	

Table 120: Where do you get the most information about living a drug and alcohol free life? School





Response	6	8	10	12	Total	
All the time	69.4	64.3	60.2	51.9	62.7	
Most	13.4	19.2	22.7	22.1	18.9	
Some	7.5	10.3	10.2	17.7	10.7	
Very little	9.8	6.2	6.8	8.3	7.7	
N of Valid	307	339	264	181	1091	
N of Miss	33	24	39	24	120	

Table 121: Where do you get the most information about living a drug and alcohol free life? Internet





Response	6	8	10	12	Total	
All the time	21.4	26.4	22.4	22.2	23.3	
Most	16.7	14.5	18.5	11.7	15.6	
Some	21.4	22.3	30.5	23.3	24.2	
Very little	40.5	36.8	28.6	42.8	36.8	
N of Valid	299	337	259	180	1075	
N of Miss	41	26	44	25	136	

Table 122: Where do you get the most information about living a drug and alcohol free life? TV





Response	6	8	10	12	Total	
All the time	26.7	27.7	24.9	23.9	26.1	
Most	17.8	18.3	16.9	9.4	16.3	
Some	24.1	23.9	30.7	27.8	26.2	
Very little	31.4	30.1	27.6	38.9	31.3	
N of Valid	303	339	261	180	1083	
N of Miss	37	24	42	25	128	



Table 123: Where do you get the most information about living a drug and alcohol free life? Social media





Response	6	8	10	12	Total	
All the time	17.8	23.8	22.3	19.4	21.1	
Most	15.2	14.3	15.0	11.7	14.3	
Some	21.2	19.0	28.8	26.1	23.2	
Very little	45.8	42.9	33.8	42.8	41.5	
N of Valid	297	336	260	180	1073	
N of Miss	43	27	43	25	138	

Table 124: How much do you think people risk harming themselves (physically or in other ways) if they: smoked one or more packs of cigarettes per day?





Response	6	8	10	12	Total	
No risk	18.4	18.3	17.5	9.8	16.7	
Slight risk	8.4	9.3	6.7	9.2	8.4	
Moderate risk	17.5	19.1	18.6	20.1	18.7	
Great risk	55.6	53.3	57.2	60.9	56.2	
N of Valid	320	345	269	184	1118	
N of Miss	20	18	34	21	93	

Table 125: How much do you think people risk harming themselves (physically or in other ways) if they: try marijuana once or twice?





Response	6	8	10	12	Total	
No risk	21.8	29.7	38.7	38.3	31.0	
Slight risk	21.2	25.4	25.9	24.0	24.1	
Moderate risk	20.6	18.1	18.0	15.8	18.4	
Great risk	36.4	26.8	17.3	21.9	26.4	
N of Valid	316	343	266	183	1108	
N of Miss	24	20	37	22	103	

Table 126: How much do you think people risk harming themselves (physically or in other ways) if they: smoke marijuana once or twice a week?





Response	6	8	10	12	Total	
No risk	20.8	27.9	32.1	28.0	26.9	
Slight risk	10.2	14.1	19.4	22.0	15.6	
Moderate risk	20.1	21.4	19.4	19.8	20.3	
Great risk	48.9	36.7	29.1	30.2	37.2	
N of Valid	313	341	268	182	1104	
N of Miss	27	22	35	23	107	

Table 127: How much do you think people risk harming themselves (physically or in other ways) if they: take one or two drinks of an alcoholic beverage (beer, wine, liquor) nearly every day?





Response	6	8	10	12	Total	
No risk	19.4	21.2	22.8	17.9	20.5	
Slight risk	14.3	19.7	19.8	20.7	18.4	
Moderate risk	21.3	25.2	24.3	28.8	24.5	
Great risk	44.9	33.9	33.2	32.6	36.6	
N of Valid	314	345	268	184	1111	
N of Miss	26	18	35	21	100	

Table 128: How much do you think people risk harming themselves (physically or in other ways) if they: have five or more drinks of an alcoholic beverage once or twice a weekend?





Response	6	8	10	12	Total	
No risk	19.6	20.1	20.1	14.8	19.1	
Slight risk	8.2	9.0	12.6	16.4	10.9	
Moderate risk	19.0	27.0	24.9	26.8	24.2	
Great risk	53.2	43.9	42.4	42.1	45.9	
N of Valid	316	344	269	183	1112	
N of Miss	24	19	34	22	99	

Table 129: How much do you think people risk harming themselves (physically or in other ways) if they: use prescription drugs that are not prescribed to them?


Response	6	8	10	12	Total	
No risk	18.9	18.9	20.1	9.9	17.7	
Slight risk	6.0	8.1	8.9	10.4	8.1	
Moderate risk	17.7	18.3	16.0	18.1	17.5	
Great risk	57.4	54.7	55.0	61.5	56.7	
N of Valid	317	344	269	182	1112	
N of Miss	23	19	34	23	99	

Table 130: How much do you think people risk harming themselves (physically or in other ways) if they: use non-prescription drugs to get high?


Response	6	8	10	12	Total	
No risk	19.7	18.9	20.0	10.9	18.1	
Slight risk	3.5	6.4	4.4	9.2	5.6	
Moderate risk	10.8	18.0	17.4	18.5	15.9	
Great risk	66.0	56.7	58.1	61.4	60.5	
N of Valid	315	344	270	184	1113	
N of Miss	25	19	33	21	98	

Table 131: How much do you think people risk harming themselves (physically or in other ways) if they: use e-cigarettes, e-cigars, or e-hookahs?


Response	6	8	10	12	Total	
No risk	24.1	27.6	33.9	24.0	27.6	
Slight risk	13.2	19.8	22.1	29.0	20.0	
Moderate risk	20.3	18.9	15.1	18.6	18.3	
Great risk	42.4	33.7	28.8	28.4	34.1	
N of Valid	311	344	271	183	1109	
N of Miss	29	19	32	22	102	

Table 132: Have you ever used smokeless tobacco (chew, snuff, plug, dipping tobacco, or chewing tobacco)?


Response	6	8	10	12	Total	
Never	96.2	93.5	91.7	83.6	92.3	
Once or Twice	1.9	4.4	4.5	9.6	4.5	
Once in a while but not regularly	1.3	0.9	1.5	1.7	1.3	
Regularly in the past	0.3	1.2	0.8	1.7	0.9	
Regularly now	0.3	0.0	1.5	3.4	1.0	
N of Valid	317	340	266	177	1100	
N of Miss	23	23	37	28	111	

Table 133: How often have you used smokeless tobacco during the past 30 days?


Response	6	8	10	12	Total	
Not at all	98.4	97.9	96.6	93.3	97.0	
Once or twice	0.6	0.6	1.1	2.2	1.0	
Once or twice per week	0.0	0.9	0.4	1.1	0.5	
Three to five times per week	0.3	0.3	0.8	0.0	0.4	
About once a day	0.3	0.0	0.4	1.1	0.4	
More than once a day	0.3	0.3	0.8	2.2	0.7	
N of Valid	314	340	266	178	1098	
N of Miss	26	23	37	27	113	

Table 134: Have you ever smoked cigarettes?


Response	6	8	10	12	Total	
Never	95.0	86.5	86.7	74.3	87.0	
Once or Twice	3.1	10.0	6.8	11.7	7.5	
Once in a while but not regularly	0.6	2.1	2.3	6.1	2.4	
Regularly in the past	0.9	1.2	1.9	3.4	1.6	
Regularly now	0.3	0.3	2.3	4.5	1.5	
N of Valid	318	340	264	179	1101	
N of Miss	22	23	39	26	110	

Table 135: How frequently have you smoked cigarettes during the past 30 days?


Response	6	8	10	12	Total	
Not at all	98.4	98.2	96.2	89.8	96.4	
Less than one cigarette per day	0.6	0.9	1.5	5.1	1.6	
One to five cigarettes per day	0.0	0.6	2.3	4.5	1.5	
About one-half pack per day	0.0	0.0	0.0	0.6	0.1	
About one pack per day	0.3	0.0	0.0	0.0	0.1	
About one and one-half packs per day	0.0	0.0	0.0	0.0	0.0	
Two packs or more per day	0.6	0.3	0.0	0.0	0.3	
N of Valid	317	340	263	177	1097	
N of Miss	23	23	40	28	114	

Table 136: Which statement best describes rules about smoking inside your home or your family cars?


Response	6	8	10	12	Total	
Smoking is not allowed anywhere inside your home or cars	61.6	56.3	52.5	61.0	57.7	
Smoking is allowed in some places and at some times or in some cars	11.4	10.3	12.9	12.4	11.6	
Smoking is allowed anywhere inside the home or cars	4.1	5.6	3.8	3.4	4.4	
There are no rules about smoking inside the home or cars	3.2	6.7	6.1	7.9	5.7	
I don't know	19.7	21.1	24.7	15.3	20.6	
N of Valid	315	341	263	177	1096	
N of Miss	25	22	40	28	115	

Table 137: Have you ever used e-cigarettes, e-cigars, or e-hookahs (vaping)?


Response	6	8	10	12	Total	
Never	95.2	91.2	81.4	73.4	87.1	
Once or Twice	2.9	4.7	10.6	14.1	7.2	
Once in a while but not regularly	0.0	2.1	4.6	5.6	2.7	
Regularly in the past	1.6	1.2	2.3	4.5	2.1	
Regularly now	0.3	0.9	1.1	2.3	1.0	
N of Valid	310	340	263	177	1090	
N of Miss	30	23	40	28	121	

Table 138: How frequently have you used e-cigarettes, e-cigars, or e-hookahs (vaping)?

Response	6	8	10	12	Total	
Not at all	97.7	95.8	92.0	86.4	93.9	
Less than 10 puffs per day	1.3	3.0	5.0	8.0	3.8	
10 to 50 puffs per day	0.6	0.6	1.5	2.3	1.1	
About one-half cartomiser per day	0.0	0.3	0.0	1.7	0.4	
About one cartomiser per day	0.3	0.0	0.4	0.6	0.3	
About one and one-half cartomisers per day	0.0	0.0	1.1	1.1	0.5	
Two cartomisers or more per day	0.0	0.3	0.0	0.0	0.1	
N of Valid	309	335	261	176	1081	
N of Miss	31	28	42	29	130	

Table 139: During this school year, were you taught in any of your classes about the dangers of tobacco use?

Response	6	8	10	12	Total	
Never	20.1	26.3	35.5	32.6	27.7	
Rarely	10.2	16.9	15.3	16.6	14.5	
Sometimes	21.7	20.1	19.1	24.0	20.9	
Often	23.6	20.4	19.5	15.4	20.3	
Almost always	24.5	16.3	10.7	11.4	16.5	
N of Valid	314	338	262	175	1089	
N of Miss	26	25	41	30	122	

Table 140: During the past 12 months, have you participated in any community activities to discourage people your age from using cigarettes, chewing tobacco, snuff, dip or cigars, e-cigarettes, e-cigars, or e-hookahs?

Response	6	8	10	12	Total	
Never	60.1	57.7	58.8	50.9	57.6	
Rarely	10.0	15.3	14.6	17.3	13.9	
Sometimes	13.5	12.0	12.7	18.5	13.6	
Often	7.1	6.9	8.5	9.2	7.7	
Almost always	9.3	8.1	5.4	4.0	7.1	
N of Valid	311	333	260	173	1077	
N of Miss	29	30	43	32	134	

Table 141: Think back over the last two weeks. How many times have you had five or more alcoholic drinks in a row?


Response	6	8	10	12	Total	
None	96.8	95.5	93.2	82.2	93.2	
Once	1.6	1.5	4.2	9.2	3.4	
Twice	1.3	1.5	1.1	5.2	1.9	
3-5 times	0.0	0.9	0.4	2.3	0.7	
6-9 times	0.0	0.3	0.0	1.1	0.3	
10 or more times	0.3	0.3	1.1	0.0	0.5	
N of Valid	315	336	263	174	1088	
N of Miss	25	27	40	31	123	

Table 142: During the past 30 days, how many times did you ride in a car or other vehicle driven by someone who had been drinking alcohol or using drugs to get high?


Response	6	8	10	12	Total	
0 times	88.5	84.7	87.8	83.7	86.4	
1 time	5.4	6.9	7.3	6.4	6.5	
2 or 3 times	3.5	3.9	2.7	5.8	3.8	
4 or 5 times	0.3	1.2	0.4	1.2	0.7	
6 or more times	2.2	3.3	1.9	2.9	2.6	
N of Valid	313	333	262	172	1080	
N of Miss	27	30	41	33	131	

Table 143: During the past 30 days, how many times did you drive a car or other vehicle when you had been drinking alcohol or using drugs to get high?

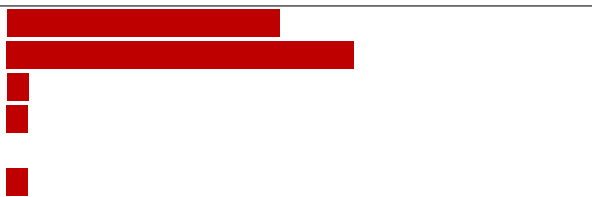
Response	6	8	10	12	Total	
I did not drive a car in the past 30 days	45.5	47.7	41.1	29.1	42.5	
0 times	52.6	50.2	56.6	65.1	54.8	
1 time	0.3	0.6	1.6	2.3	1.0	
2 or 3 times	0.6	0.9	0.0	2.3	0.8	
4 or 5 times	0.0	0.0	0.0	0.0	0.0	
6 or more times	1.0	0.6	0.8	1.2	0.8	
N of Valid	312	333	258	172	1075	
N of Miss	28	30	45	33	136	

Table 144: If you drank alcohol (not just a sip or taste) in the past year, where did you usually drink it?











Response	6	8	10	12	Total	
I did not drink alcohol in the past year	94.8	88.6	79.8	63.4	84.2	
At my home	2.3	5.1	4.7	11.6	5.2	
At someone else's home	1.6	5.1	12.0	21.5	8.4	
At an open area like a park, beach, field, back road, woods, or a street corner	0.3	0.0	0.4	2.3	0.6	
At a sporting event or concert	0.0	0.6	0.8	0.0	0.4	
At a restaurant, bar, or a nightclub	0.7	0.3	0.4	0.6	0.5	
At an empty building or a construction site	0.3	0.0	0.4	0.6	0.3	
At a hotel/motel	0.0	0.0	0.8	0.0	0.2	
An a car	0.0	0.0	0.8	0.0	0.2	
At school	0.0	0.3	0.0	0.0	0.1	
N of Valid	305	333	258	172	1068	
N of Miss	35	30	45	33	143	

Table 145: How do you feel about someone your age having one or two drinks of an alcoholic beverage nearly every day?





Response	6	8	10	12	Total	
Neither approve nor disapprove	18.2	27.0	31.9	42.0	28.1	
Somewhat disapprove	3.9	10.5	16.0	17.2	11.0	
Strongly disapprove	63.0	43.8	40.3	31.0	46.4	
Don't know or can't say	14.9	18.6	11.8	9.8	14.5	
N of Valid	308	333	263	174	1078	
N of Miss	32	30	40	31	133	

Table 146: On how many occasions have you had alcoholic beverages (beer, wine or hard liquor) to drink in your lifetime - more than just a few sips?






Response	6	8	10	12	Total	
0	92.8	84.6	76.8	58.4	81.0	
1-2	5.7	8.3	9.3	13.9	8.6	
3-5	0.9	4.5	5.8	12.7	5.1	
6-9	0.0	0.9	3.1	4.0	1.7	
10+	0.6	1.8	5.0	11.0	3.7	
N of Valid	318	337	259	173	1087	
N of Miss	22	26	44	32	124	



Table 147: On how many occasions have you drunk one of more drinks of an alcoholic beverage during the past 30 days?






Response	6	8	10	12	Total	
0	99.4	96.1	93.4	83.1	94.4	
1-2	0.3	2.7	5.0	12.2	4.1	
3-5	0.3	1.2	0.4	2.9	1.0	
6-9	0.0	0.0	0.4	1.2	0.3	
10+	0.0	0.0	0.8	0.6	0.3	
N of Valid	317	335	259	172	1083	
N of Miss	23	28	44	33	128	

Table 148: On how many occasions have you used marijuana (grass, pot) or hashish (hash, hash oil) in your lifetime?






Response	6	8	10	12	Total	
0	99.1	93.4	88.1	78.5	91.4	
1-2	0.9	2.1	6.5	7.0	3.6	
3-5	0.0	1.8	2.3	5.2	1.9	
6-9	0.0	0.9	0.4	4.1	1.0	
10+	0.0	1.8	2.7	5.2	2.0	
N of Valid	317	335	260	172	1084	
N of Miss	23	28	43	33	127	

Table 149: On how many occasions have you used marijuana (grass, pot) or hashish (hash, hash oil) during the past 30 days?






Response	6	8	10	12	Total	
0	99.7	96.1	96.9	91.9	96.7	
1-2	0.3	1.5	1.5	4.1	1.6	
3-5	0.0	0.6	0.4	0.6	0.4	
6-9	0.0	0.6	0.0	0.0	0.2	
10+	0.0	1.2	1.2	3.5	1.2	
N of Valid	315	336	259	172	1082	
N of Miss	25	27	44	33	129	

Table 150: On how many occasions have you used LSD or other psychedelics in your lifetime?

Response	6	8	10	12	Total	
0	100.0	99.4	99.6	98.8	99.5	
1-2	0.0	0.3	0.0	0.6	0.2	
3-5	0.0	0.3	0.0	0.6	0.2	
6-9	0.0	0.0	0.4	0.0	0.1	
10+	0.0	0.0	0.0	0.0	0.0	
N of Valid	311	337	260	172	1080	
N of Miss	29	26	43	33	131	

Table 151: On how many occasions have you used LSD or other psychedelics during the past 30 days?

Response	6	8	10	12	Total	
0	100.0	99.7	99.6	100.0	99.8	
1-2	0.0	0.3	0.0	0.0	0.1	
3-5	0.0	0.0	0.0	0.0	0.0	
6-9	0.0	0.0	0.4	0.0	0.1	
10+	0.0	0.0	0.0	0.0	0.0	
N of Valid	308	335	258	172	1073	
N of Miss	32	28	45	33	138	

Table 152: On how many occasions have you used cocaine or crack in your lifetime?

Response	6	8	10	12	Total	
0	99.7	100.0	99.6	98.8	99.6	
1-2	0.3	0.0	0.0	1.2	0.3	
3-5	0.0	0.0	0.0	0.0	0.0	
6-9	0.0	0.0	0.4	0.0	0.1	
10+	0.0	0.0	0.0	0.0	0.0	
N of Valid	308	336	260	172	1076	
N of Miss	32	27	43	33	135	

Table 153: On how many occasions have you used cocaine or crack during the past 30 days?

Response	6	8	10	12	Total	
0	100.0	99.7	100.0	100.0	99.9	
1-2	0.0	0.3	0.0	0.0	0.1	
3-5	0.0	0.0	0.0	0.0	0.0	
6-9	0.0	0.0	0.0	0.0	0.0	
10+	0.0	0.0	0.0	0.0	0.0	
N of Valid	314	336	257	172	1079	
N of Miss	26	27	46	33	132	

Table 154: On how many occasions have you sniffed glue, breathed the contents of an aerosol spray can, or inhaled other gases or sprays, in order to get high in your lifetime?

Response	6	8	10	12	Total	
0	96.5	94.3	94.6	99.4	95.8	
1-2	2.2	3.6	3.5	0.6	2.7	
3-5	0.6	1.2	1.5	0.0	0.9	
6-9	0.0	0.3	0.4	0.0	0.2	
10+	0.6	0.6	0.0	0.0	0.4	
N of Valid	312	335	260	172	1079	
N of Miss	28	28	43	33	132	

Table 155: On how many occasions have you sniffed glue, breathed the contents of an aerosol spray can, or inhaled other gases or sprays, in order to get high during the past 30 days?

Response	6	8	10	12	Total	
0	97.8	98.2	97.7	100.0	98.2	
1-2	1.9	1.2	1.9	0.0	1.4	
3-5	0.0	0.0	0.0	0.0	0.0	
6-9	0.3	0.0	0.0	0.0	0.1	
10+	0.0	0.6	0.4	0.0	0.3	
N of Valid	313	335	259	172	1079	
N of Miss	27	28	44	33	132	

Table 156: On how many occasions have you used Pegaramide (peg, Peggy, etc.) in your lifetime?


Response	6	8	10	12	Total	
0	100.0	100.0	100.0	100.0	100.0	
1-2	0.0	0.0	0.0	0.0	0.0	
3-5	0.0	0.0	0.0	0.0	0.0	
6-9	0.0	0.0	0.0	0.0	0.0	
10+	0.0	0.0	0.0	0.0	0.0	
N of Valid	311	335	257	172	1075	
N of Miss	29	28	46	33	136	

Table 157: On how many occasions have you used Pegaramide (peg, Peggy, etc.) during the past 30 days?


Response	6	8	10	12	Total	
0	100.0	100.0	100.0	100.0	100.0	
1-2	0.0	0.0	0.0	0.0	0.0	
3-5	0.0	0.0	0.0	0.0	0.0	
6-9	0.0	0.0	0.0	0.0	0.0	
10+	0.0	0.0	0.0	0.0	0.0	
N of Valid	310	334	259	172	1075	
N of Miss	30	29	44	33	136	

Table 158: On how many occasions have you used synthetic marijuana (K2, spice) in your lifetime?






Response	6	8	10	12	Total	
0	100.0	98.8	98.5	97.7	98.9	
1-2	0.0	0.6	1.2	1.2	0.6	
3-5	0.0	0.3	0.0	0.6	0.2	
6-9	0.0	0.0	0.0	0.6	0.1	
10+	0.0	0.3	0.4	0.0	0.2	
N of Valid	313	334	259	172	1078	
N of Miss	27	29	44	33	133	

Table 159: On how many occasions have you used synthetic marijuana (K2, spice) during the past 30 days?


Response	6	8	10	12	Total	
0	100.0	99.4	100.0	99.4	99.7	
1-2	0.0	0.3	0.0	0.6	0.2	
3-5	0.0	0.3	0.0	0.0	0.1	
6-9	0.0	0.0	0.0	0.0	0.0	
10+	0.0	0.0	0.0	0.0	0.0	
N of Valid	310	335	255	171	1071	
N of Miss	30	28	48	34	140	

Table 160: On how many occasions have you used methamphetamines (meth, speed, crank, crystal meth) in your lifetime?


Response	6	8	10	12	Total	
0	100.0	99.4	99.6	99.4	99.6	
1-2	0.0	0.3	0.0	0.6	0.2	
3-5	0.0	0.3	0.4	0.0	0.2	
6-9	0.0	0.0	0.0	0.0	0.0	
10+	0.0	0.0	0.0	0.0	0.0	
N of Valid	314	334	258	172	1078	
N of Miss	26	29	45	33	133	

Table 161: On how many occasions have you used methamphetamines (meth, speed, crank, crystal meth) in the past 30 days?


Response	6	8	10	12	Total	
0	100.0	99.7	100.0	100.0	99.9	
1-2	0.0	0.0	0.0	0.0	0.0	
3-5	0.0	0.0	0.0	0.0	0.0	
6-9	0.0	0.0	0.0	0.0	0.0	
10+	0.0	0.3	0.0	0.0	0.1	
N of Valid	310	334	259	171	1074	
N of Miss	30	29	44	34	137	

Table 162: On how many occasions have you used other chemical products (bath salts, plant food, etc.) in your lifetime?




Response	6	8	10	12	Total	
0	99.4	98.5	98.8	100.0	99.1	
1-2	0.3	0.9	1.2	0.0	0.6	
3-5	0.0	0.0	0.0	0.0	0.0	
6-9	0.0	0.0	0.0	0.0	0.0	
10+	0.3	0.6	0.0	0.0	0.3	
N of Valid	312	335	259	171	1077	
N of Miss	28	28	44	34	134	

Table 163: On how many occasions have you used other chemical products (bath salts, plant food, etc.) during the past 30 days?





Response	6	8	10	12	Total	
0	99.0	98.5	98.8	100.0	99.0	
1-2	0.3	0.9	1.2	0.0	0.7	
3-5	0.7	0.0	0.0	0.0	0.2	
6-9	0.0	0.0	0.0	0.0	0.0	
10+	0.0	0.6	0.0	0.0	0.2	
N of Valid	307	336	258	172	1073	
N of Miss	33	27	45	33	138	

Table 164: On how many occasions have you used heroin or other opiates in your lifetime?



Response	6	8	10	12	Total	
0	99.7	100.0	99.6	100.0	99.8	
1-2	0.3	0.0	0.4	0.0	0.2	
3-5	0.0	0.0	0.0	0.0	0.0	
6-9	0.0	0.0	0.0	0.0	0.0	
10+	0.0	0.0	0.0	0.0	0.0	
N of Valid	312	333	258	172	1075	
N of Miss	28	30	45	33	136	

Table 165: On how many occasions have you used heroin or other opiates during the past 30 days?


Response	6	8	10	12	Total	
0	100.0	100.0	100.0	100.0	100.0	
1-2	0.0	0.0	0.0	0.0	0.0	
3-5	0.0	0.0	0.0	0.0	0.0	
6-9	0.0	0.0	0.0	0.0	0.0	
10+	0.0	0.0	0.0	0.0	0.0	
N of Valid	307	331	256	171	1065	
N of Miss	33	32	47	34	146	

Table 166: On how many occasions have you used MDMA ('X', 'E', or ecstasy) in your lifetime?




Response	6	8	10	12	Total	
0	100.0	99.7	100.0	98.3	99.6	
1-2	0.0	0.3	0.0	1.2	0.3	
3-5	0.0	0.0	0.0	0.6	0.1	
6-9	0.0	0.0	0.0	0.0	0.0	
10+	0.0	0.0	0.0	0.0	0.0	
N of Valid	313	333	257	172	1075	
N of Miss	27	30	46	33	136	

Table 167: On how many occasions have you used MDMA ('X', 'E', or ecstasy) during the past 30 days?


Response	6	8	10	12	Total	
0	100.0	100.0	100.0	100.0	100.0	
1-2	0.0	0.0	0.0	0.0	0.0	
3-5	0.0	0.0	0.0	0.0	0.0	
6-9	0.0	0.0	0.0	0.0	0.0	
10+	0.0	0.0	0.0	0.0	0.0	
N of Valid	307	334	257	172	1070	
N of Miss	33	29	46	33	141	

Table 168: On how many occasions have you taken prescription drugs (such as Valium, Xanax, Ritalin, Adderall, OxyContin, Tramadol, or sleeping pills) not prescribed to you in your lifetime?

Response	6	8	10	12	Total	
0	97.1	94.3	91.9	92.4	94.2	
1-2	1.9	3.6	4.3	1.7	3.0	
3-5	0.6	0.6	1.2	1.7	0.9	
6-9	0.0	0.9	0.4	1.7	0.6	
10+	0.3	0.6	2.3	2.3	1.2	
N of Valid	314	334	258	172	1078	
N of Miss	26	29	45	33	133	

Table 169: On how many occasions have you taken prescription drugs (such as Valium, Xanax, Ritalin, Adderall, OxyContin, Tramadol, or sleeping pills) not prescribed to you during the past 30 days?

Response	6	8	10	12	Total	
0	98.7	98.2	96.5	98.8	98.1	
1-2	1.0	1.2	2.3	0.6	1.3	
3-5	0.3	0.3	0.8	0.6	0.5	
6-9	0.0	0.0	0.0	0.0	0.0	
10+	0.0	0.3	0.4	0.0	0.2	
N of Valid	313	335	258	172	1078	
N of Miss	27	28	45	33	133	

Table 170: On how many occasions have you taken non-prescription medicines such as diet pills (for example, Dietac, Dexatrim or Prolamine), stay-awake pills (for example No-Doz, Vivarin, or Wake), or cough or cold medicines (robos, DXM, etc.) to get high in your lifetime?

Response	6	8	10	12	Total	
0	99.4	97.0	97.7	98.8	98.1	
1-2	0.3	0.9	1.2	0.6	0.7	
3-5	0.0	1.5	0.4	0.0	0.6	
6-9	0.0	0.3	0.0	0.0	0.1	
10+	0.3	0.3	0.8	0.6	0.5	
N of Valid	314	334	259	172	1079	
N of Miss	26	29	44	33	132	



Table 171: On how many occasions have you taken non-prescription medicines such as diet pills (for example, Dietac, Dexatrim or Prolamine), stay-awake pills (for example No-Doz, Vivarin, or Wake), or cough or cold medicines (robos, DXM, etc.) to get high during the past 30 days?




Response	6	8	10	12	Total	
0	100.0	97.9	98.4	99.4	98.9	
1-2	0.0	0.9	0.8	0.0	0.5	
3-5	0.0	1.2	0.8	0.6	0.6	
6-9	0.0	0.0	0.0	0.0	0.0	
10+	0.0	0.0	0.0	0.0	0.0	
N of Valid	313	335	258	172	1078	
N of Miss	27	28	45	33	133	

Table 172: On how many occasions have you been drunk or very high from drinking alcoholic beverages during the past 30 days?






Response	6	8	10	12	Total	
0	99.7	97.9	96.1	92.4	97.1	
1-2	0.3	1.8	3.1	5.2	2.2	
3-5	0.0	0.0	0.4	0.6	0.2	
6-9	0.0	0.3	0.0	1.7	0.4	
10+	0.0	0.0	0.4	0.0	0.1	
N of Valid	311	331	256	172	1070	
N of Miss	29	32	47	33	141	

Table 173: On how many occasions have you drunk flavored alcoholic beverages, sometimes called 'alcopops' (like Mike's Hard Lemonade, Smirnoff Ice, Bacardi Breezers, etc.) in your lifetime?






Response	6	8	10	12	Total	
0	97.5	92.5	86.4	77.3	90.1	
1-2	1.6	3.6	5.4	6.4	3.9	
3-5	0.6	2.1	3.1	8.1	2.9	
6-9	0.0	0.3	1.6	1.2	0.6	
10+	0.3	1.5	3.5	7.0	2.5	
N of Valid	315	333	257	172	1077	
N of Miss	25	30	46	33	134	

Table 174: On how many occasions have you drunk flavored alcoholic beverages, sometimes called 'alcopops' (like Mike's Hard Lemonade, Smirnoff Ice, Bacardi Breezers, etc.) during the past 30 days?






Response	6	8	10	12	Total	
0	99.4	97.6	95.0	91.3	96.5	
1-2	0.6	0.9	3.9	4.7	2.1	
3-5	0.0	1.2	0.4	2.9	0.9	
6-9	0.0	0.3	0.0	0.6	0.2	
10+	0.0	0.0	0.8	0.6	0.3	
N of Valid	311	333	258	172	1074	
N of Miss	29	30	45	33	137	

Table 175: If you smoked cigarettes (not just a puff or drag) in the past year, how did you usually get them?













Response	6	8	10	12	Total	
I did not smoke cigarettes in the past year	95.8	92.5	90.4	86.5	92.0	
I bought them myself with a fake ID	0.3	0.3	0.0	0.0	0.2	
I bought them myself without a fake ID	0.0	0.0	0.8	3.5	0.8	
I got them from someone I know age 18 or older	0.0	0.9	3.2	4.1	1.7	
I got them from someone I know under age 18	0.0	0.0	1.2	0.6	0.4	
I got them from my brother or sister	0.0	0.9	0.4	0.6	0.5	
I got them from home with my parents' permission	0.3	0.3	0.0	0.6	0.3	
I got them from home without my parents' permission	0.3	0.9	0.0	0.6	0.5	
I got them from another relative	0.6	0.6	0.0	0.0	0.4	
A stranger bought them for me	0.6	0.3	0.0	0.0	0.3	
I took them from a store or shop	0.0	0.3	0.0	0.0	0.1	
Other	1.9	3.0	4.0	3.5	3.0	
N of Valid	308	333	250	171	1062	
N of Miss	32	30	53	34	149	

Table 176: If you used e-cigarettes, e-cigars, or e-hookahs (not just a puff or drag) in the past year, how did you usually get them? - I did not use e-cigarettes, e-cigars, or e-hookahs in the past year



Response	6	8	10	12	Total	
No	3.3	6.3	12.9	15.3	8.5	
Yes	96.7	93.7	87.1	84.7	91.5	
N of Valid	301	331	249	170	1051	
N of Miss	0	0	0	0	0	

Table 177: If you used e-cigarettes, e-cigars, or e-hookahs (not just a puff or drag) in the past year, how did you usually get them? - I bought them in a store such as a convenience store, supermarket, discount store, or gas station



Response	6	8	10	12	Total	
No	100.0	99.4	98.8	98.2	99.2	
Yes	0.0	0.6	1.2	1.8	0.8	
N of Valid	301	331	249	170	1051	
N of Miss	0	0	0	0	0	

Table 178: If you used e-cigarettes, e-cigars, or e-hookahs (not just a puff or drag) in the past year, how did you usually get them? - I got them on the Internet



Response	6	8	10	12	Total	
No	100.0	99.7	98.8	99.4	99.5	
Yes	0.0	0.3	1.2	0.6	0.5	
N of Valid	301	331	249	170	1051	
N of Miss	0	0	0	0	0	

Table 179: If you used e-cigarettes, e-cigars, or e-hookahs (not just a puff or drag) in the past year, how did you usually get them? - I got them at a store that sells electronic cigarettes, such as a "vape shop"



Response	6	8	10	12	Total	
No	100.0	99.1	99.2	97.6	99.1	
Yes	0.0	0.9	0.8	2.4	0.9	
N of Valid	301	331	249	170	1051	
N of Miss	0	0	0	0	0	

Table 180: If you used e-cigarettes, e-cigars, or e-hookahs (not just a puff or drag) in the past year, how did you usually get them? - I got them from a family member



Response	6	8	10	12	Total	
No	98.3	97.9	96.8	97.1	97.6	
Yes	1.7	2.1	3.2	2.9	2.4	
N of Valid	301	331	249	170	1051	
N of Miss	0	0	0	0	0	

Table 181: If you used e-cigarettes, e-cigars, or e-hookahs (not just a puff or drag) in the past year, how did you usually get them? - I got them from a friend



Response	6	8	10	12	Total	
No	99.3	97.6	94.0	93.5	96.6	
Yes	0.7	2.4	6.0	6.5	3.4	
N of Valid	301	331	249	170	1051	
N of Miss	0	0	0	0	0	

Table 182: If you used e-cigarettes, e-cigars, or e-hookahs (not just a puff or drag) in the past year, how did you usually get them? - A stranger got them for me



Response	6	8	10	12	Total	
No	99.7	100.0	100.0	100.0	99.9	
Yes	0.3	0.0	0.0	0.0	0.1	
N of Valid	301	331	249	170	1051	
N of Miss	0	0	0	0	0	

Table 183: If you used e-cigarettes, e-cigars, or e-hookahs (not just a puff or drag) in the past year, how did you usually get them? - I took them from a store or shop



Response	6	8	10	12	Total	
No	100.0	99.4	100.0	100.0	99.8	
Yes	0.0	0.6	0.0	0.0	0.2	
N of Valid	301	331	249	170	1051	
N of Miss	0	0	0	0	0	

Table 184: If you used e-cigarettes, e-cigars, or e-hookahs (not just a puff or drag) in the past year, how did you usually get them? - I got them some other way



Response	6	8	10	12	Total	
No	99.0	99.1	96.8	97.6	98.3	
Yes	1.0	0.9	3.2	2.4	1.7	
N of Valid	301	331	249	170	1051	
N of Miss	0	0	0	0	0	

Table 185: If you used marijuana (grass, pot) (not just a puff or drag) in the past year, how did you usually get it? - I did not use marijuana (grass, pot) in the past year



Response	6	8	10	12	Total	
No	1.3	10.1	11.6	21.3	9.7	
Yes	98.7	89.9	88.4	78.7	90.3	
N of Valid	306	327	249	169	1051	
N of Miss	0	0	0	0	0	

Table 186: If you used marijuana (grass, pot) (not just a puff or drag) in the past year, how did you usually get it? - I bought it myself



Response	6	8	10	12	Total	
No	99.3	97.6	96.4	92.9	97.1	
Yes	0.7	2.4	3.6	7.1	2.9	
N of Valid	306	327	249	169	1051	
N of Miss	0	0	0	0	0	

Table 187: If you used marijuana (grass, pot) (not just a puff or drag) in the past year, how did you usually get it? - I got it from someone at school



Response	6	8	10	12	Total	
No	100.0	98.8	98.8	98.8	99.1	
Yes	0.0	1.2	1.2	1.2	0.9	
N of Valid	306	327	249	169	1051	
N of Miss	0	0	0	0	0	

Table 188: If you used marijuana (grass, pot) (not just a puff or drag) in the past year, how did you usually get it? - I got it from someone with a medical marijuana card



Response	6	8	10	12	Total	
No	100.0	100.0	99.6	100.0	99.9	
Yes	0.0	0.0	0.4	0.0	0.1	
N of Valid	306	327	249	169	1051	
N of Miss	0	0	0	0	0	

Table 189: If you used marijuana (grass, pot) (not just a puff or drag) in the past year, how did you usually get it? - I got it from my brother or sister



Response	6	8	10	12	Total	
No	99.7	98.5	99.6	98.2	99.0	
Yes	0.3	1.5	0.4	1.8	1.0	
N of Valid	306	327	249	169	1051	
N of Miss	0	0	0	0	0	

Table 190: If you used marijuana (grass, pot) (not just a puff or drag) in the past year, how did you usually get it? - I got it from another relative



Response	6	8	10	12	Total	
No	100.0	98.2	98.4	97.6	98.7	
Yes	0.0	1.8	1.6	2.4	1.3	
N of Valid	306	327	249	169	1051	
N of Miss	0	0	0	0	0	

Table 191: If you used marijuana (grass, pot) (not just a puff or drag) in the past year, how did you usually get it? - Other



Response	6	8	10	12	Total	
No	99.3	94.2	94.4	87.6	94.7	
Yes	0.7	5.8	5.6	12.4	5.3	
N of Valid	306	327	249	169	1051	
N of Miss	0	0	0	0	0	

Table 192: If you drank alcohol (not just a sip or taste) in the past year, how did you usually get it?













Response	6	8	10	12	Total	
I did not drink alcohol in the past year	94.8	87.8	81.7	67.5	85.1	
I bought it myself with a fake ID	0.0	0.9	0.4	0.6	0.5	
I bought it myself without a fake ID	0.0	0.0	0.0	0.6	0.1	
I got it from someone I know age 21 or older	0.3	2.7	6.4	14.8	4.8	
I got it from someone I know under age 21	0.7	0.3	2.8	0.6	1.0	
I got it from my brother or sister	0.3	0.6	0.8	3.0	0.9	
I got it from home with my parents' permission	1.3	1.8	2.4	3.0	2.0	
I got it from home without my parents' permission	0.3	0.9	1.2	0.0	0.7	
I got it from another relative	0.0	1.2	1.6	3.6	1.3	
A stranger bought it for me	0.7	0.0	0.0	0.6	0.3	
I took it from a store or shop	0.0	0.3	0.0	0.6	0.2	
Other	1.6	3.3	2.8	5.3	3.0	
N of Valid	305	329	251	169	1054	
N of Miss	35	34	52	36	157	

Table 193: If you used prescription drugs or over the counter drugs without a doctor telling you to use it or for the purpose of getting high, where did you get these drugs? -  
Did not use



Response	6	8	10	12	Total	
No	1.0	4.8	4.4	3.0	3.3	
Yes	99.0	95.2	95.6	97.0	96.7	
N of Valid	302	332	251	167	1052	
N of Miss	0	0	0	0	0	

Table 194: If you used prescription drugs or over the counter drugs without a doctor telling you to use it or for the purpose of getting high, where did you get these drugs? -  
Bought or took from store or shop



Response	6	8	10	12	Total	
No	100.0	98.8	98.0	98.2	98.9	
Yes	0.0	1.2	2.0	1.8	1.1	
N of Valid	302	332	251	167	1052	
N of Miss	0	0	0	0	0	

Table 195: If you used prescription drugs or over the counter drugs without a doctor telling you to use it or for the purpose of getting high, where did you get these drugs? -  
Got from parents with permission



Response	6	8	10	12	Total	
No	100.0	98.5	98.4	99.4	99.0	
Yes	0.0	1.5	1.6	0.6	1.0	
N of Valid	302	332	251	167	1052	
N of Miss	0	0	0	0	0	

Table 196: If you used prescription drugs or over the counter drugs without a doctor telling you to use it or for the purpose of getting high, where did you get these drugs? -  
Got from home without permission



Response	6	8	10	12	Total	
No	99.7	99.4	99.2	100.0	99.5	
Yes	0.3	0.6	0.8	0.0	0.5	
N of Valid	302	332	251	167	1052	
N of Miss	0	0	0	0	0	

Table 197: If you used prescription drugs or over the counter drugs without a doctor telling you to use it or for the purpose of getting high, where did you get these drugs? -  
Got from relative with permission



Response	6	8	10	12	Total	
No	100.0	99.7	99.6	100.0	99.8	
Yes	0.0	0.3	0.4	0.0	0.2	
N of Valid	302	332	251	167	1052	
N of Miss	0	0	0	0	0	



Table 198: If you used prescription drugs or over the counter drugs without a doctor telling you to use it or for the purpose of getting high, where did you get these drugs? -  
Got from relative without permission



Response	6	8	10	12	Total	
No	99.7	99.4	99.6	100.0	99.6	
Yes	0.3	0.6	0.4	0.0	0.4	
N of Valid	302	332	251	167	1052	
N of Miss	0	0	0	0	0	

Table 199: If you used prescription drugs or over the counter drugs without a doctor telling you to use it or for the purpose of getting high, where did you get these drugs? -  
Got from friend's home with permission



Response	6	8	10	12	Total	
No	99.7	100.0	98.8	100.0	99.6	
Yes	0.3	0.0	1.2	0.0	0.4	
N of Valid	302	332	251	167	1052	
N of Miss	0	0	0	0	0	

Table 200: If you used prescription drugs or over the counter drugs without a doctor telling you to use it or for the purpose of getting high, where did you get these drugs? -  
Got from friend's home without permission



Response	6	8	10	12	Total	
No	100.0	99.7	100.0	100.0	99.9	
Yes	0.0	0.3	0.0	0.0	0.1	
N of Valid	302	332	251	167	1052	
N of Miss	0	0	0	0	0	

Table 201: If you used prescription drugs or over the counter drugs without a doctor telling you to use it or for the purpose of getting high, where did you get these drugs? -  
Got from friend at school



Response	6	8	10	12	Total	
No	100.0	99.4	99.2	100.0	99.6	
Yes	0.0	0.6	0.8	0.0	0.4	
N of Valid	302	332	251	167	1052	
N of Miss	0	0	0	0	0	

Table 202: If you used prescription drugs or over the counter drugs without a doctor telling you to use it or for the purpose of getting high, where did you get these drugs? -  
Got from friend at party



Response	6	8	10	12	Total	
No	100.0	99.4	99.6	100.0	99.7	
Yes	0.0	0.6	0.4	0.0	0.3	
N of Valid	302	332	251	167	1052	
N of Miss	0	0	0	0	0	

Table 203: If you used prescription drugs or over the counter drugs without a doctor telling you to use it or for the purpose of getting high, where did you get these drugs? -  
Got from friend, elsewhere



Response	6	8	10	12	Total	
No	100.0	99.1	99.2	98.8	99.3	
Yes	0.0	0.9	0.8	1.2	0.7	
N of Valid	302	332	251	167	1052	
N of Miss	0	0	0	0	0	

Table 204: If you used prescription drugs or over the counter drugs without a doctor telling you to use it or for the purpose of getting high, where did you get these drugs? -  
Got from internet sale



Response	6	8	10	12	Total	
No	99.7	99.4	99.6	99.4	99.5	
Yes	0.3	0.6	0.4	0.6	0.5	
N of Valid	302	332	251	167	1052	
N of Miss	0	0	0	0	0	

Table 205: During the last month, about how many marijuana cigarettes, or the equivalent, did you smoke a day, on the average?


Response	6	8	10	12	Total	
None	99.0	94.8	97.2	91.0	96.0	
Less than 1 a day	0.3	2.1	1.6	3.0	1.6	
1 a day	0.3	0.0	0.4	1.8	0.5	
2-3 a day	0.3	1.2	0.0	2.4	0.9	
4-6 a day	0.0	0.9	0.0	0.6	0.4	
7-10 a day	0.0	0.6	0.0	0.0	0.2	
11 or more a day	0.0	0.3	0.8	1.2	0.5	
N of Valid	308	330	249	166	1053	
N of Miss	32	33	54	39	158	

Table 206: How wrong do your friends feel it would be for YOU to: have one or two drinks of an alcoholic beverage nearly every day?


Response	6	8	10	12	Total	
Very wrong	86.5	73.0	57.5	55.6	70.5	
Wrong	8.7	15.0	23.4	19.5	15.9	
A little bit wrong	1.9	7.2	11.5	15.4	8.0	
Not at all wrong	2.9	4.8	7.5	9.5	5.6	
N of Valid	311	333	252	169	1065	
N of Miss	29	30	51	36	146	

Table 207: How wrong do your friends feel it would be for YOU to: smoke tobacco?


Response	6	8	10	12	Total	
Very wrong	90.3	78.8	66.9	57.7	76.0	
Wrong	5.8	13.3	18.3	21.4	13.6	
A little bit wrong	1.6	4.5	6.0	10.1	4.9	
Not at all wrong	2.3	3.3	8.8	10.7	5.5	
N of Valid	308	330	251	168	1057	
N of Miss	32	33	52	37	154	

Table 208: How wrong do your friends feel it would be for YOU to: smoke marijuana?





Response	6	8	10	12	Total	
Very wrong	90.9	74.7	59.8	50.3	72.0	
Wrong	4.6	11.1	14.3	15.0	10.6	
A little bit wrong	1.6	4.8	14.3	17.4	8.1	
Not at all wrong	2.9	9.3	11.6	17.4	9.3	
N of Valid	307	332	251	167	1057	
N of Miss	33	31	52	38	154	

Table 209: How wrong do your friends feel it would be for YOU to: use prescription drugs not prescribed to you?





Response	6	8	10	12	Total	
Very wrong	90.8	81.8	73.8	73.2	81.1	
Wrong	5.2	10.0	15.9	19.0	11.5	
A little bit wrong	2.3	3.9	6.0	5.4	4.2	
Not at all wrong	1.6	4.2	4.4	2.4	3.2	
N of Valid	305	330	252	168	1055	
N of Miss	35	33	51	37	156	

Table 210: How wrong would most adults (over 21) in your neighborhood think it is for kids your age: to use marijuana?





Response	6	8	10	12	Total	
Very wrong	92.3	81.4	66.9	58.9	77.6	
Wrong	4.5	9.9	17.7	20.2	11.8	
A little bit wrong	1.0	5.1	8.9	12.5	5.9	
Not at all wrong	2.3	3.6	6.5	8.3	4.6	
N of Valid	311	333	248	168	1060	
N of Miss	29	30	55	37	151	

Table 211: How wrong would most adults (over 21) in your neighborhood think it is for kids your age: to drink alcohol?


Response	6	8	10	12	Total	
Very wrong	87.0	78.5	66.5	53.6	74.2	
Wrong	9.1	12.4	18.5	21.7	14.4	
A little bit wrong	2.3	6.0	8.9	16.9	7.3	
Not at all wrong	1.6	3.0	6.0	7.8	4.1	
N of Valid	307	331	248	166	1052	
N of Miss	33	32	55	39	159	

Table 212: How wrong would most adults (over 21) in your neighborhood think it is for kids your age: to smoke cigarettes?


Response	6	8	10	12	Total	
Very wrong	88.1	81.7	69.8	63.3	77.8	
Wrong	8.3	11.0	14.5	18.1	12.2	
A little bit wrong	2.6	4.6	8.1	11.4	5.9	
Not at all wrong	1.0	2.7	7.7	7.2	4.1	
N of Valid	303	328	248	166	1045	
N of Miss	37	35	55	39	166	

Table 213: How much do each of the following statements describe your neighborhood? crime and/or drug selling


Response	6	8	10	12	Total	
NO!	75.9	73.5	64.9	66.1	71.0	
no	12.1	15.7	19.6	20.8	16.4	
yes	8.5	7.1	13.1	10.1	9.4	
YES!	3.6	3.7	2.4	3.0	3.3	
N of Valid	307	325	245	168	1045	
N of Miss	33	38	58	37	166	

Table 214: How much do each of the following statements describe your neighborhood? fights





Response	6	8	10	12	Total	
NO!	64.7	62.6	61.9	67.1	63.7	
no	15.5	19.0	22.1	21.6	19.1	
yes	12.5	13.5	11.9	9.6	12.2	
YES!	7.3	4.9	4.1	1.8	4.9	
N of Valid	303	326	244	167	1040	
N of Miss	37	37	59	38	171	

Table 215: How much do each of the following statements describe your neighborhood? lots of empty or abandoned buildings





Response	6	8	10	12	Total	
NO!	72.8	64.8	64.9	66.5	67.4	
no	13.4	18.3	21.6	23.4	18.5	
yes	7.5	12.5	11.0	6.0	9.7	
YES!	6.2	4.3	2.4	4.2	4.4	
N of Valid	305	327	245	167	1044	
N of Miss	35	36	58	38	167	

Table 216: How much do each of the following statements describe your neighborhood? lots of graffiti





Response	6	8	10	12	Total	
NO!	79.9	77.4	73.9	74.1	76.8	
no	12.2	19.2	21.6	22.3	18.2	
yes	4.6	1.9	2.9	1.8	2.9	
YES!	3.3	1.5	1.6	1.8	2.1	
N of Valid	303	323	245	166	1037	
N of Miss	37	40	58	39	174	

Table 217: I feel safe in my neighborhood.

Response	6	8	10	12	Total
NO!	10.4	7.6	8.8	6.5	8.5
no	9.1	9.8	11.2	3.6	8.9
yes	37.0	35.1	39.8	43.5	38.1
YES!	43.5	47.6	40.2	46.4	44.4
N of Valid	308	328	249	168	1053
N of Miss	32	35	54	37	158

Table 218: If a kid smoked marijuana in your neighborhood would he or she be caught by the police?

Response	6	8	10	12	Total
NO!	18.4	21.6	29.6	26.2	23.3
no	13.5	25.2	37.6	42.9	27.5
yes	30.0	32.2	24.4	18.5	27.5
YES!	38.1	21.0	8.4	12.5	21.7
N of Valid	310	329	250	168	1057
N of Miss	30	34	53	37	154

Table 219: If a kid drank some beer, wine or hard liquor (for example, vodka, whiskey, or gin) in your neighborhood would he or she be caught by the police?

Response	6	8	10	12	Total
NO!	19.8	21.5	31.6	31.9	25.0
no	17.2	31.5	43.6	44.0	32.2
yes	33.1	28.5	18.0	14.5	25.1
YES!	29.9	18.5	6.8	9.6	17.6
N of Valid	308	330	250	166	1054
N of Miss	32	33	53	39	157

Table 220: If a kid carried a handgun in your neighborhood would he or she be caught by the police?





Response	6	8	10	12	Total	
NO!	16.2	18.5	28.5	25.6	21.3	
no	13.6	21.9	30.1	26.8	22.2	
yes	27.3	31.0	29.3	27.4	29.0	
YES!	42.9	28.6	12.0	20.1	27.5	
N of Valid	308	329	249	164	1050	
N of Miss	32	34	54	41	161	

Table 221: If you wanted to get some cigarettes, how easy would it be for you to get some?





Response	6	8	10	12	Total	
Very hard	81.5	69.2	51.8	35.3	63.3	
Sort of hard	5.6	12.7	16.2	11.4	11.3	
Sort of easy	5.9	9.1	15.4	18.0	11.1	
Very easy	6.9	9.1	16.6	35.3	14.4	
N of Valid	303	331	247	167	1048	
N of Miss	37	32	56	38	163	

Table 222: If you wanted to get some beer, wine or hard liquor (for example, vodka, whiskey, or gin), how easy would it be for you to get some?





Response	6	8	10	12	Total	
Very hard	79.3	67.2	51.8	39.2	62.5	
Sort of hard	9.0	14.9	12.6	16.9	13.0	
Sort of easy	5.4	9.7	15.0	18.1	11.0	
Very easy	6.4	8.2	20.6	25.9	13.4	
N of Valid	299	329	247	166	1041	
N of Miss	41	34	56	39	170	



Table 223: If you wanted to get a drug like cocaine, LSD, or amphetamines, how easy would it be for you to get some?


Response	6	8	10	12	Total	
Very hard	92.7	89.0	76.0	72.3	84.3	
Sort of hard	2.0	6.1	12.2	13.3	7.5	
Sort of easy	2.0	2.1	4.9	6.6	3.5	
Very easy	3.3	2.8	6.9	7.8	4.7	
N of Valid	300	327	246	166	1039	
N of Miss	40	36	57	39	172	

Table 224: If you wanted to get a handgun, how easy would it be for you to get one?


Response	6	8	10	12	Total	
Very hard	77.9	71.5	64.6	62.7	70.3	
Sort of hard	13.0	9.4	14.6	12.7	12.2	
Sort of easy	4.3	10.0	9.8	13.3	8.8	
Very easy	4.7	9.1	11.0	11.4	8.6	
N of Valid	299	330	246	166	1041	
N of Miss	41	33	57	39	170	

Table 225: If you wanted to get some marijuana, how easy would it be for you to get some?


Response	6	8	10	12	Total	
Very hard	91.7	77.3	60.4	44.8	72.3	
Sort of hard	2.3	7.0	9.8	17.0	7.9	
Sort of easy	1.7	6.4	12.2	13.3	7.5	
Very easy	4.3	9.4	17.6	24.8	12.3	
N of Valid	301	330	245	165	1041	
N of Miss	39	33	58	40	170	

Table 226: If you wanted to get prescription drugs for the purpose of getting high, how easy would it be for you to get some?


Response	6	8	10	12	Total	
Very hard	81.9	76.4	64.6	56.7	72.1	
Sort of hard	7.0	10.0	11.8	15.2	10.4	
Sort of easy	5.0	7.0	11.8	14.0	8.7	
Very easy	6.0	6.7	11.8	14.0	8.9	
N of Valid	299	330	246	164	1039	
N of Miss	41	33	57	41	172	

Table 227: If you wanted to get synthetic marijuana such as K2 or chemical products such as bath salts to get high, how easy would it be for you to get some?


Response	6	8	10	12	Total	
Very hard	92.0	86.4	74.5	70.5	82.7	
Sort of hard	3.0	6.7	10.9	13.3	7.7	
Sort of easy	2.0	3.3	6.5	7.2	4.3	
Very easy	3.0	3.6	8.1	9.0	5.4	
N of Valid	301	330	247	166	1044	
N of Miss	39	33	56	39	167	

Table 228: If you wanted to get steroids to use or to enhance athletic performance, how easy would it be for you to get some?


Response	6	8	10	12	Total	
Very hard	88.6	86.7	76.4	69.9	82.1	
Sort of hard	6.0	6.9	12.6	15.7	9.4	
Sort of easy	2.7	3.0	4.9	7.8	4.1	
Very easy	2.7	3.3	6.1	6.6	4.3	
N of Valid	298	331	246	166	1041	
N of Miss	42	32	57	39	170	

Table 229: If you wanted to get e-cigarettes, e-cigars, or e-hookahs, how easy would it be for you to get some?





Response	6	8	10	12	Total	
Very hard	85.9	78.5	61.7	53.3	72.6	
Sort of hard	6.1	8.2	12.9	8.5	8.8	
Sort of easy	2.7	7.3	10.1	15.8	8.0	
Very easy	5.4	6.1	15.3	22.4	10.7	
N of Valid	297	330	248	165	1040	
N of Miss	43	33	55	40	171	

Table 230: During the past 12 months, have you participated in any alcohol prevention programs or seen any alcohol prevention messages in your school or community? Yes, a school-based program focused on preventing underage drinking and/or drinking and driving.



Response	6	8	10	12	Total	
No	57.2	65.3	64.8	56.4	61.5	
Yes	42.8	34.7	35.2	43.6	38.5	
N of Valid	297	326	247	163	1033	
N of Miss	0	0	0	0	0	

Table 231: During the past 12 months, have you participated in any alcohol prevention programs or seen any alcohol prevention messages in your school or community? Yes, a community-based program focused on preventing underage drinking and/or drinking and driving (for example, through your church or temple or through youth groups like Boys and Girls Club or 4-H).



Response	6	8	10	12	Total	
No	85.2	89.6	90.7	91.4	88.9	
Yes	14.8	10.4	9.3	8.6	11.1	
N of Valid	297	326	247	163	1033	
N of Miss	0	0	0	0	0	

Table 232: During the past 12 months, have you participated in any alcohol prevention programs or seen any alcohol prevention messages in your school or community? Yes, a media campaign addressing underage drinking and/or drinking and driving (for example, newspaper ads, posters, pamphlets, radio, TV).



Response	6	8	10	12	Total	
No	88.9	92.9	93.1	95.1	92.2	
Yes	11.1	7.1	6.9	4.9	7.8	
N of Valid	297	326	247	163	1033	
N of Miss	0	0	0	0	0	

Table 233: During the past 12 months, have you participated in any alcohol prevention programs or seen any alcohol prevention messages in your school or community? No



Response	6	8	10	12	Total	
No	48.5	42.3	39.3	48.5	44.3	
Yes	51.5	57.7	60.7	51.5	55.7	
N of Valid	297	326	247	163	1033	
N of Miss	0	0	0	0	0	

Table 234: How wrong do your parents feel it would be for YOU to: have one or two drinks of an alcoholic beverage nearly every day?





Response	6	8	10	12	Total	
Very wrong	91.4	89.2	86.6	80.1	87.8	
Wrong	6.0	6.2	8.5	10.6	7.4	
A little bit wrong	2.0	2.8	2.4	7.5	3.2	
Not at all wrong	0.7	1.9	2.4	1.9	1.6	
N of Valid	301	324	246	161	1032	
N of Miss	39	39	57	44	179	

Table 235: How wrong do your parents feel it would be for YOU to: smoke tobacco?





Response	6	8	10	12	Total	
Very wrong	94.6	91.0	88.2	85.0	90.4	
Wrong	3.7	6.5	6.1	8.8	6.0	
A little bit wrong	1.0	1.2	3.7	4.4	2.2	
Not at all wrong	0.7	1.2	2.0	1.9	1.4	
N of Valid	297	322	245	160	1024	
N of Miss	43	41	58	45	187	

Table 236: How wrong do your parents feel it would be for YOU to: smoke marijuana?


Response	6	8	10	12	Total	
Very wrong	96.6	88.5	86.5	84.9	89.8	
Wrong	2.4	5.9	6.9	10.1	5.8	
A little bit wrong	0.7	3.4	4.9	1.9	2.7	
Not at all wrong	0.3	2.2	1.6	3.1	1.7	
N of Valid	292	323	245	159	1019	
N of Miss	48	40	58	46	192	

Table 237: How wrong do your parents feel it would be for YOU to: use prescription drugs not prescribed to you?


Response	6	8	10	12	Total	
Very wrong	94.3	93.5	91.0	91.2	92.8	
Wrong	4.4	4.3	5.7	6.2	5.0	
A little bit wrong	1.4	0.9	1.6	1.2	1.3	
Not at all wrong	0.0	1.2	1.6	1.2	1.0	
N of Valid	296	323	244	160	1023	
N of Miss	44	40	59	45	188	

Table 238: How wrong do your parents feel it would be for YOU to: steal something?


Response	6	8	10	12	Total	
Very wrong	91.1	90.1	86.5	90.6	89.6	
Wrong	6.8	7.4	11.0	6.9	8.0	
A little bit wrong	1.7	1.5	1.6	1.2	1.6	
Not at all wrong	0.3	0.9	0.8	1.2	0.8	
N of Valid	293	323	245	160	1021	
N of Miss	47	40	58	45	190	

Table 239: How wrong do your parents feel it would be for YOU to: draw graffiti, write things, or draw pictures on buildings or other property (without the owner's permission)?





Response	6	8	10	12	Total	
Very wrong	88.1	89.4	85.7	89.4	88.1	
Wrong	7.8	6.5	9.4	8.8	7.9	
A little bit wrong	4.1	2.5	2.9	1.2	2.8	
Not at all wrong	0.0	1.6	2.0	0.6	1.1	
N of Valid	293	322	245	160	1020	
N of Miss	47	41	58	45	191	

Table 240: How wrong do your parents feel it would be for YOU to: pick a fight with someone?





Response	6	8	10	12	Total	
Very wrong	77.3	73.3	71.4	75.5	74.3	
Wrong	16.9	17.1	18.8	17.6	17.5	
A little bit wrong	4.4	7.1	7.3	4.4	6.0	
Not at all wrong	1.4	2.5	2.4	2.5	2.2	
N of Valid	295	322	245	159	1021	
N of Miss	45	41	58	46	190	

Table 241: During the past 12 months, have you talked with at least one of your parents about the dangers of underage drinking and/or drinking and driving? By parents, we mean either your biological parents, adoptive parents, stepparents, or adult guardians - whether or not they live with you.



Response	6	8	10	12	Total	
No	46.9	56.1	55.1	56.4	53.2	
Yes	53.1	43.9	44.9	43.6	46.8	
N of Valid	288	312	236	156	992	
N of Miss	52	51	67	49	219	

Table 242: The rules in my family are clear.


Response	6	8	10	12	Total	
NO!	8.2	8.4	9.4	10.5	8.9	
no	3.8	5.0	6.1	3.7	4.7	
yes	22.5	30.1	34.4	36.4	30.0	
YES!	65.5	56.5	50.0	49.4	56.4	
N of Valid	293	322	244	162	1021	
N of Miss	47	41	59	43	190	

Table 243: People in my family have serious arguments about the same things, and often insult or yell at each other.

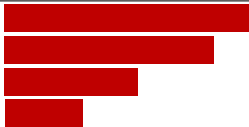
Response	6	8	10	12	Total	
NO!	46.8	36.4	35.2	32.1	38.4	
no	24.2	35.2	30.8	41.4	32.0	
yes	16.7	20.1	21.5	19.8	19.4	
YES!	12.3	8.3	12.6	6.8	10.2	
N of Valid	293	324	247	162	1026	
N of Miss	47	39	56	43	185	

Table 244: When I am not at home, one of my parents knows where I am and who I am with.

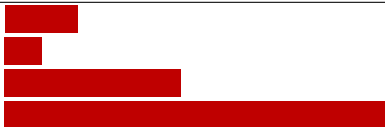
Response	6	8	10	12	Total	
NO!	9.2	7.7	10.6	11.1	9.4	
no	3.1	4.6	2.9	3.1	3.5	
yes	16.3	29.1	30.6	33.3	26.5	
YES!	71.4	58.5	55.9	52.5	60.6	
N of Valid	294	323	245	162	1024	
N of Miss	46	40	58	43	187	

Table 245: My family has clear rules about alcohol and drug use.

Response	6	8	10	12	Total
NO!	8.5	9.9	8.6	11.7	9.5
no	6.1	6.2	5.3	8.6	6.3
yes	12.6	23.8	31.6	33.3	23.9
YES!	72.8	60.2	54.5	46.3	60.3
N of Valid	294	324	244	162	1024
N of Miss	46	39	59	43	187

Table 246: If you skipped school would you be caught by your parents?

Response	6	8	10	12	Total
NO!	7.5	10.1	10.7	11.1	9.6
no	3.7	7.3	13.9	16.0	9.2
yes	14.6	24.9	27.0	35.8	24.2
YES!	74.2	57.7	48.4	37.0	57.0
N of Valid	295	317	244	162	1018
N of Miss	45	46	59	43	193

Table 247: My parents ask if I've gotten my homework done.

Response	6	8	10	12	Total
NO!	6.8	11.1	13.4	20.4	11.9
no	7.1	13.9	17.5	24.1	14.4
yes	19.7	31.6	32.5	27.2	27.7
YES!	66.3	43.3	36.6	28.4	46.0
N of Valid	294	323	246	162	1025
N of Miss	46	40	57	43	186



Table 248: Would your parents know if you did not come home on time?





Response	6	8	10	12	Total	
NO!	7.5	9.3	8.9	12.5	9.2	
no	3.1	9.6	8.5	9.4	7.5	
yes	17.8	25.2	34.1	35.6	26.9	
YES!	71.6	55.9	48.4	42.5	56.5	
N of Valid	292	322	246	160	1020	
N of Miss	48	41	57	45	191	

Table 249: Do you know how to properly dispose of leftover prescription drugs?



Response	6	8	10	12	Total	
No	81.7	73.2	68.5	65.8	73.3	
Yes	18.3	26.8	31.5	34.2	26.7	
N of Valid	284	313	241	161	999	
N of Miss	56	50	62	44	212	

Table 250: Have any of your brothers or sisters ever: drunk beer, wine or hard liquor (for example, vodka, whiskey or gin)?




Response	6	8	10	12	Total	
No	84.6	72.5	65.5	50.3	70.8	
Yes	11.8	24.7	34.1	44.9	26.4	
I don't have any brothers or sisters	3.6	2.8	0.4	4.8	2.8	
N of Valid	305	324	249	167	1045	
N of Miss	35	39	54	38	166	

Table 251: Have any of your brothers or sisters ever: smoked marijuana?




Response	6	8	10	12	Total	
No	92.4	82.2	80.2	63.6	81.8	
Yes	3.9	15.0	19.4	31.5	15.4	
I don't have any brothers or sisters	3.6	2.8	0.4	4.8	2.8	
N of Valid	304	326	248	165	1043	
N of Miss	36	37	55	40	168	

Table 252: Have any of your brothers or sisters ever: smoked cigarettes?

Response	6	8	10	12	Total	
No	85.9	78.6	77.7	62.0	77.9	
Yes	10.2	18.3	21.9	33.1	19.2	
I don't have any brothers or sisters	3.9	3.1	0.4	4.8	3.0	
N of Valid	304	327	247	166	1044	
N of Miss	36	36	56	39	167	

Table 253: Have any of your brothers or sisters ever: taken a handgun to school?

Response	6	8	10	12	Total	
No	96.3	94.4	98.4	94.0	95.9	
Yes	0.0	2.5	1.2	1.2	1.3	
I don't have any brothers or sisters	3.7	3.1	0.4	4.8	2.9	
N of Valid	301	323	249	166	1039	
N of Miss	39	40	54	39	172	

Table 254: Have any of your brothers or sisters ever: been suspended or expelled from school?

Response	6	8	10	12	Total	
No	78.5	69.0	77.0	70.3	73.9	
Yes	17.9	28.2	22.6	24.2	23.2	
I don't have any brothers or sisters	3.6	2.8	0.4	5.5	2.9	
N of Valid	302	326	248	165	1041	
N of Miss	38	37	55	40	170	

Table 255: Have any of your brothers or sisters ever: used e-cigarettes, e-cigars or e-hookahs (vaping)?

Response	6	8	10	12	Total	
No	90.6	84.6	81.0	74.7	83.9	
Yes	5.7	12.6	18.6	20.5	13.3	
I don't have any brothers or sisters	3.7	2.8	0.4	4.8	2.8	
N of Valid	299	325	247	166	1037	
N of Miss	41	38	56	39	174	

Table 256: Have any of your brothers or sisters ever: used prescription drugs not prescribed to him/her?




Response	6	8	10	12	Total	
No	93.6	90.1	92.7	84.3	90.8	
Yes	2.7	7.1	6.9	10.8	6.4	
I don't have any brothers or sisters	3.7	2.8	0.4	4.8	2.8	
N of Valid	298	324	247	166	1035	
N of Miss	42	39	56	39	176	

Table 257: Have you changed homes in the past year (the last 12 months)?



Response	6	8	10	12	Total	
No	70.3	65.9	71.4	76.4	70.2	
Yes	29.7	34.1	28.6	23.6	29.8	
N of Valid	306	323	248	165	1042	
N of Miss	34	40	55	40	169	

Table 258: How many times have you changed homes since kindergarten?






Response	6	8	10	12	Total	
Never	35.7	28.3	30.0	29.3	31.0	
1 or 2 times	27.7	29.5	26.8	28.1	28.1	
3 or 4 times	23.3	20.3	17.6	19.2	20.3	
5 or 6 times	5.3	11.4	11.2	12.6	9.8	
7 or more times	8.0	10.5	14.4	10.8	10.7	
N of Valid	300	325	250	167	1042	
N of Miss	40	38	53	38	169	

Table 259: Have you changed schools (including changing from elementary to middle and middle to high school) in the past year?



Response	6	8	10	12	Total	
No	58.0	62.7	69.8	79.9	65.8	
Yes	42.0	37.3	30.2	20.1	34.2	
N of Valid	300	322	248	164	1034	
N of Miss	40	41	55	41	177	

Table 260: How many times have you changed schools since kindergarten (including changing from elementary to middle and middle to high school)?






Response	6	8	10	12	Total	
Never	41.8	34.8	29.8	36.5	35.9	
1 or 2 times	32.4	33.2	28.6	25.7	30.7	
3 or 4 times	14.0	21.5	23.8	19.2	19.5	
5 or 6 times	8.4	5.2	7.3	11.4	7.6	
7 or more times	3.3	5.2	10.5	7.2	6.3	
N of Valid	299	325	248	167	1039	
N of Miss	41	38	55	38	172	

Table 261: Has anyone in your family ever had severe alcohol or drug problems?



Response	6	8	10	12	Total	
No	68.9	67.5	64.9	60.5	66.1	
Yes	31.1	32.5	35.1	39.5	33.9	
N of Valid	293	323	242	167	1025	
N of Miss	47	40	61	38	186	

Table 262: About how many adults (over 21) have you known personally who in the past year have: used marijuana, crack, cocaine, or other drugs?






Response	6	8	10	12	Total	
0	79.5	69.1	61.3	60.1	68.8	
1	10.2	10.1	12.9	12.5	11.2	
2	4.3	8.3	11.7	9.5	8.1	
3-4	1.7	5.2	6.5	10.7	5.4	
5	4.3	7.3	7.7	7.1	6.5	
N of Valid	303	327	248	168	1046	
N of Miss	37	36	55	37	165	

Table 263: About how many adults (over 21) have you known personally who in the past year have: sold or dealt drugs?






Response	6	8	10	12	Total	
0	85.2	76.6	71.4	80.1	78.4	
1	6.7	11.1	10.9	8.4	9.4	
2	2.3	5.5	6.5	4.2	4.6	
3-4	1.0	2.5	4.0	2.4	2.4	
5	4.7	4.3	7.3	4.8	5.2	
N of Valid	298	325	248	166	1037	
N of Miss	42	38	55	39	174	

Table 264: About how many adults (over 21) have you known personally who in the past year have: done other things that could get them in trouble with the police, like stealing, selling stolen goods, mugging or assaulting others, etc.?






Response	6	8	10	12	Total	
0	79.4	74.6	69.6	81.2	75.9	
1	9.6	10.1	13.8	5.5	10.1	
2	4.7	5.8	4.5	4.8	5.0	
3-4	1.7	4.3	4.0	3.6	3.4	
5	4.7	5.2	8.1	4.8	5.7	
N of Valid	301	327	247	165	1040	
N of Miss	39	36	56	40	171	

Table 265: About how many adults (over 21) have you known personally who in the past year have: gotten drunk or high?










Response	6	8	10	12	Total	
0	63.1	50.8	48.2	44.6	52.7	
1	15.9	17.4	15.8	14.5	16.1	
2	7.6	7.0	8.9	10.2	8.2	
3-4	3.0	9.5	9.7	12.0	8.1	
5	10.3	15.3	17.4	18.7	14.9	
N of Valid	301	327	247	166	1041	
N of Miss	39	36	56	39	170	

Table 266: How honest were you in filling out this survey?

Response	6	8	10	12	Total	
I was very honest	83.8	84.7	80.6	82.9	83.2	
I was honest pretty much of the time	14.6	12.0	15.1	14.6	13.9	
I was honest some of the time	1.6	2.8	2.4	1.2	2.1	
I was honest once in a while	0.0	0.6	2.0	1.2	0.9	
I was not honest at all	0.0	0.0	0.0	0.0	0.0	
N of Valid	309	326	252	164	1051	
N of Miss	31	37	51	41	160	