



2016 APNA

Arkansas Prevention Needs Assessment Survey

**Mississippi County
Tables**

**Arkansas Department of Human Services
Division of Behavioral Health Services
Prevention Services**

Conducted by International Survey Associates dba Pride Surveys

Contents

1	INTRODUCTION	11
2	PERCENTAGE TABLES	16

List of Tables

1	Sex	17
2	Age	17
3	Are you Hispanic or Latino?	17
4	What is your race? Black or African American	18
5	What is your race? Asian	18
6	What is your race? American Indian	18
7	What is your race? Alaska Native	18
8	What is your race? White	19
9	What is your race? Native Hawaiian or Other Pacific Islander	19
10	What is your race? Other	19
11	What is the highest level of schooling completed by your mother or father?	20
12	Think of where you live most of the time. Which of the following people live there with you? Mother	20
13	Think of where you live most of the time. Which of the following people live there with you? Stepmother	20
14	Think of where you live most of the time. Which of the following people live there with you? Foster Mother	21
15	Think of where you live most of the time. Which of the following people live there with you? Grandmother	21
16	Think of where you live most of the time. Which of the following people live there with you? Aunt	21
17	Think of where you live most of the time. Which of the following people live there with you? Father	21
18	Think of where you live most of the time. Which of the following people live there with you? Stepfather	22
19	Think of where you live most of the time. Which of the following people live there with you? Foster Father	22
20	Think of where you live most of the time. Which of the following people live there with you? Grandfather	22
21	Think of where you live most of the time. Which of the following people live there with you? Uncle	22
22	Think of where you live most of the time. Which of the following people live there with you? Other Adults	23
23	Think of where you live most of the time. Which of the following people live there with you? Brother(s)	23
24	Think of where you live most of the time. Which of the following people live there with you? Stepbrother(s)	23
25	Think of where you live most of the time. Which of the following people live there with you? Sister(s)	23
26	Think of where you live most of the time. Which of the following people live there with you? Stepsister(s)	24

27	Think of where you live most of the time. Which of the following people live there with you? Other Children	24
28	In my school, students have lots of chances to help decide things like class activities and rules.	24
29	Teachers ask me to work on special classroom projects.	24
30	My teacher(s) notices when I am doing a good job and lets me know about it.	25
31	There are lots of chances for students in my school to get involved in sports, clubs, and other school activities outside of class.	25
32	There are lots of chances for students in my school to talk with a teacher one-on-one.	25
33	I feel safe at my school.	26
34	The school lets my parents know when I have done something well.	26
35	My teachers praise me when I work hard in school.	26
36	Are your school grades better than the grades of most students in your class?	27
37	I have lots of chances to be part of class discussions or activities.	27
38	Now thinking back over the past year in school, how often did you: enjoy being in school?	27
39	Now thinking back over the past year in school, how often did you: hate being in school?	28
40	Now thinking back over the past year in school, how often did you: try to do your best work in school?	28
41	How often do you feel that the school work you are assigned is meaningful and important?	28
42	Putting them all together, what were your grades like last year?	29
43	How important do you think the things you are learning in school are going to be for your later life?	29
44	Do your parents care about your skipping or cutting school?	29
45	During the LAST FOUR WEEKS how many whole days of school have you missed because you skipped or 'cut'?	30
46	What are the chances you would be seen as cool if you: smoked cigarettes?	30
47	What are the chances you would be seen as cool if you: worked hard at school?	30
48	What are the chances you would be seen as cool if you: began drinking alcoholic beverages regularly, that is, at least once or twice a month?	31
49	What are the chances you would be seen as cool if you: defended someone who was being bullied?	31
50	What are the chances you would be seen as cool if you: smoked marijuana?	31
51	What are the chances you would be seen as cool if you: carried a handgun?	32

52	What are the chances you would be seen as cool if you: used e-cigarettes, e-cigars or e-hookahs?	32
53	What are the chances you would be seen as cool if you: bullied someone or cyber bullied someone?	32
54	Think of your four best friends (the friends you feel closest to). In the past year (12 months), how many of your best friends have: participated in clubs, organizations or activities at school?	33
55	Think of your four best friends (the friends you feel closest to). In the past year (12 months), how many of your best friends have: smoked cigarettes?	33
56	Think of your four best friends (the friends you feel closest to). In the past year (12 months), how many of your best friends have: tried beer, wine or hard liquor (for example, vodka, whiskey, or gin) when their parents didn't know about it?	33
57	Think of your four best friends (the friends you feel closest to). In the past year (12 months), how many of your best friends have: used e-cigarettes, e-cigars, or e-hookahs?	34
58	Think of your four best friends (the friends you feel closest to). In the past year (12 months), how many of your best friends have: used marijuana?	34
59	Think of your four best friends (the friends you feel closest to). In the past year (12 months), how many of your best friends have: used prescription drugs or non-prescription drugs for the purpose of getting high?	34
60	Think of your four best friends (the friends you feel closest to). In the past year (12 months), how many of your best friends have: used synthetic marijuana (K2, spice) or bath salts?	35
61	Think of your four best friends (the friends you feel closest to). In the past year (12 months), how many of your best friends have: used LSD, cocaine, amphetamines, or other illegal drugs?	35
62	Think of your four best friends (the friends you feel closest to). In the past year (12 months), how many of your best friends have: been bullied?	35
63	Think of your four best friends (the friends you feel closest to). In the past year (12 months), how many of your best friends have: been suspended from school?	36
64	Think of your four best friends (the friends you feel closest to). In the past year (12 months), how many of your best friends have: carried a handgun?	36
65	Think of your four best friends (the friends you feel closest to). In the past year (12 months), how many of your best friends have: sold illegal drugs?	36
66	Think of your four best friends (the friends you feel closest to). In the past year (12 months), how many of your best friends have: regularly attended religious services?	37

67	Think of your four best friends (the friends you feel closest to). In the past year (12 months), how many of your best friends have: stolen or tried to steal a motor vehicle such as a car or motorcycle?	37
68	Think of your four best friends (the friends you feel closest to). In the past year (12 months), how many of your best friends have: been arrested?	37
69	Think of your four best friends (the friends you feel closest to). In the past year (12 months), how many of your best friends have: dropped out of school?	38
70	Think of your four best friends (the friends you feel closest to). In the past year (12 months), how many of your best friends have: been members of a gang?	38
71	How old were you when you first: smoked marijuana?	38
72	How old were you when you first: smoked a cigarette, even just a puff?	39
73	How old were you when you first: had more than a sip or two of beer, wine or hard liquor (for example, vodka, whiskey, or gin)?	39
74	How old were you when you first: began drinking alcoholic beverages regularly, that is, at least once or twice a month?	40
75	How old were you when you first: used Daztrex?	40
76	How old were you when you first: got suspended from school?	41
77	How old were you when you first: got arrested?	41
78	How old were you when you first: carried a handgun?	42
79	How old were you when you first: used e-cigarettes, e-cigars, or e-hookahs?	42
80	How old were you when you first: belonged to a gang?	43
81	How old were you when you first: used prescription drugs not prescribed to you?	43
82	How wrong do you think it is for someone your age to: take a handgun to school?	44
83	How wrong do you think it is for someone your age to: steal anything?	44
84	How wrong do you think it is for someone your age to: pick a fight with someone?	44
85	How wrong do you think it is for someone your age to: attack someone with the idea of seriously hurting them?	45
86	How wrong do you think it is for someone your age to: stay away from school all day when their parents think they are at school?	45
87	How wrong do you think it is for someone your age to: drink beer, wine or hard liquor (for example, vodka, whiskey, or gin) regularly?	45
88	How wrong do you think it is for someone your age to: smoke cigarettes?	46
89	How wrong do you think it is for someone your age to: smoke marijuana?	46

90	How wrong do you think it is for someone your age to: use prescription drugs or non-prescription drugs for the purpose of getting high?	46
91	How wrong do you think it is for someone your age to: use synthetic marijuana (K2, spice) or bath salts?	47
92	How wrong do you think it is for someone your age to: use LSD, cocaine, amphetamines or another illegal drug?	47
93	How wrong do you think it is for someone your age to: use e-cigarettes, e-cigars or e-hookahs?	47
94	At school during the past 12 months, did you receive help from the resource teacher, speech therapist or other special education teacher?	48
95	How many times in the past year (12 months) have you: been suspended from school?	48
96	How many times in the past year (12 months) have you: carried a handgun?	48
97	How many times in the past year (12 months) have you: sold illegal drugs?	49
98	How many times in the past year (12 months) have you: stolen or tried to steal a motor vehicle such as a car or motorcycle?	49
99	How many times in the past year (12 months) have you: participated in clubs, organizations or activities at school?	50
100	How many times in the past year (12 months) have you: been arrested?	50
101	How many times in the past year (12 months) have you: attacked someone with the idea of seriously hurting them?	51
102	How many times in the past year (12 months) have you: been drunk or high at school?	51
103	How many times in the past year (12 months) have you: taken a handgun to school?	52
104	Are you currently on probation, or assigned a probation officer with Juvenile Court?	52
105	Have you ever belonged to a gang?	52
106	If you have ever belonged to a gang, did that gang have a name?	53
107	You are at a party at someone's house, and one of your friends offers you a drink containing alcohol. What would you say or do?	53
108	How often do you attend religious services or activities?	53
109	I think sometimes it's okay to cheat at school.	54
110	It is important to think before you act.	54
111	Sometimes I think that life is not worth it.	54
112	At times I think I am no good at all.	55
113	All in all, I am inclined to think that I am a failure.	55
114	In the past year, have you felt depressed or sad MOST days, even if you felt okay sometimes?	55
115	It is all right to beat up people if they start the fight.	56
116	I think it is okay to take something without asking if you can get away with it.	56

117	Where do you get the most information about living a drug and alcohol free life? Parents/guardians	56
118	Where do you get the most information about living a drug and alcohol free life? Friends	57
119	Where do you get the most information about living a drug and alcohol free life? Family members	57
120	Where do you get the most information about living a drug and alcohol free life? School	57
121	Where do you get the most information about living a drug and alcohol free life? Internet	58
122	Where do you get the most information about living a drug and alcohol free life? TV	58
123	Where do you get the most information about living a drug and alcohol free life? Social media	58
124	How much do you think people risk harming themselves (physically or in other ways) if they: smoked one or more packs of cigarettes per day?	59
125	How much do you think people risk harming themselves (physically or in other ways) if they: try marijuana once or twice?	59
126	How much do you think people risk harming themselves (physically or in other ways) if they: smoke marijuana once or twice a week?	59
127	How much do you think people risk harming themselves (physically or in other ways) if they: take one or two drinks of an alcoholic beverage (beer, wine, liquor) nearly every day?	60
128	How much do you think people risk harming themselves (physically or in other ways) if they: have five or more drinks of an alcoholic beverage once or twice a weekend?	60
129	How much do you think people risk harming themselves (physically or in other ways) if they: use prescription drugs that are not prescribed to them?	60
130	How much do you think people risk harming themselves (physically or in other ways) if they: use non-prescription drugs to get high?	61
131	How much do you think people risk harming themselves (physically or in other ways) if they: use e-cigarettes, e-cigars, or e-hookahs?	61
132	Have you ever used smokeless tobacco (chew, snuff, plug, dipping tobacco, or chewing tobacco)?	61
133	How often have you used smokeless tobacco during the past 30 days?	62
134	Have you ever smoked cigarettes?	62
135	How frequently have you smoked cigarettes during the past 30 days?	62
136	Which statement best describes rules about smoking inside your home or your family cars?	63
137	Have you ever used e-cigarettes, e-cigars, or e-hookahs?	63
138	How frequently have you used e-cigarettes, e-cigars, or e-hookahs?	64
139	During this school year, were you taught in any of your classes about the dangers of tobacco use?	64

140	During the past 12 months, have you participated in any community activities to discourage people your age from using cigarettes, chewing tobacco, snuff, dip or cigars, e-cigarettes, e-cigars, or e-hookahs?	64
141	Think back over the last two weeks. How many times have you had five or more alcoholic drinks in a row?	65
142	During the past 30 days, how many times did you ride in a car or other vehicle driven by someone who had been drinking alcohol or using drugs to get high?	65
143	During the past 30 days, how many times did you drive a car or other vehicle when you had been drinking alcohol or using drugs to get high?	65
144	If you drank alcohol (not just a sip or taste) in the past year, how did you usually get it?	66
145	If you drank alcohol (not just a sip or taste) in the past year, where did you usually drink it?	66
146	How do you feel about someone your age having one or two drinks of an alcoholic beverage nearly every day?	67
147	On how many occasions have you had alcoholic beverages (beer, wine or hard liquor) to drink in your lifetime - more than just a few sips?	67
148	On how many occasions have you drunk one or more drinks of an alcoholic beverage during the past 30 days?	67
149	On how many occasions have you used marijuana (grass, pot) or hashish (hash, hash oil) in your lifetime?	68
150	On how many occasions have you used marijuana (grass, pot) or hashish (hash, hash oil) during the past 30 days?	68
151	On how many occasions have you used LSD or other psychedelics in your lifetime?	68
152	On how many occasions have you used LSD or other psychedelics during the past 30 days?	69
153	On how many occasions have you used cocaine or crack in your lifetime?	69
154	On how many occasions have you used cocaine or crack during the past 30 days?	69
155	On how many occasions have you sniffed glue, breathed the contents of an aerosol spray can, or inhaled other gases or sprays, in order to get high in your lifetime?	70
156	On how many occasions have you sniffed glue, breathed the contents of an aerosol spray can, or inhaled other gases or sprays, in order to get high during the past 30 days?	70
157	On how many occasions have you used Daztrex in your lifetime?	71
158	On how many occasions have you used Daztrex during the past 30 days?	71
159	On how many occasions have you used synthetic marijuana (K2, spice) in your lifetime?	71

160	On how many occasions have you used synthetic marijuana (K2, spice) during the past 30 days?	72
161	On how many occasions have you used methamphetamines (meth, speed, crank, crystal meth) in your lifetime?	72
162	On how many occasions have you used methamphetamines (meth, speed, crank, crystal meth) in the past 30 days?	72
163	On how many occasions have you used other chemical products (bath salts, plant food, etc.) in your lifetime?	73
164	On how many occasions have you used other chemical products (bath salts, plant food, etc.) during the past 30 days?	73
165	On how many occasions have you used heroin or other opiates in your lifetime?	73
166	On how many occasions have you used heroin or other opiates during the past 30 days?	74
167	On how many occasions have you used MDMA ('X', 'E', or ecstasy) in your lifetime?	74
168	On how many occasions have you used MDMA ('X', 'E', or ecstasy) during the past 30 days?	74
169	On how many occasions have you taken prescription drugs (such as Valium, Xanax, Ritalin, Adderall, OxyContin, Darvocet, or sleeping pills) not prescribed to you in your lifetime?	75
170	On how many occasions have you taken prescription drugs (such as Valium, Xanax, Ritalin, Adderall, OxyContin, Darvocet, or sleeping pills) not prescribed to you during the past 30 days?	75
171	On how many occasions have you taken non-prescription medicines such as diet pills (for example, Dietac, Dexatrim or Prolamine), stay-awake pills (for example No-Doz, Vivarin, or Wake), or cough or cold medicines (robos, DXM, etc.) to get high in your lifetime?	76
172	On how many occasions have you taken non-prescription medicines such as diet pills (for example, Dietac, Dexatrim or Prolamine), stay-awake pills (for example No-Doz, Vivarin, or Wake), or cough or cold medicines (robos, DXM, etc.) to get high during the past 30 days?	76
173	On how many occasions have you been drunk or very high from drinking alcoholic beverages during the past 30 days?	77
174	On how many occasions have you drunk flavored alcoholic beverages, sometimes called 'alcopops' (like Mike's Hard Lemonade, Smirnoff Ice, Bacardi Breezers, etc.) in your lifetime?	77
175	On how many occasions have you drunk flavored alcoholic beverages, sometimes called 'alcopops' (like Mike's Hard Lemonade, Smirnoff Ice, Bacardi Breezers, etc.) during the past 30 days?	78
176	If you used prescription drugs or over the counter drugs without a doctor telling you to use it or for the purpose of getting high, where did you get these drugs? - Did not use	78

177	If you used prescription drugs or over the counter drugs without a doctor telling you to use it or for the purpose of getting high, where did you get these drugs? - Bought or took from store or shop	78
178	If you used prescription drugs or over the counter drugs without a doctor telling you to use it or for the purpose of getting high, where did you get these drugs? - Got from parents with permission	79
179	If you used prescription drugs or over the counter drugs without a doctor telling you to use it or for the purpose of getting high, where did you get these drugs? - Got from home without permission	79
180	If you used prescription drugs or over the counter drugs without a doctor telling you to use it or for the purpose of getting high, where did you get these drugs? - Got from relative with permission	79
181	If you used prescription drugs or over the counter drugs without a doctor telling you to use it or for the purpose of getting high, where did you get these drugs? - Got from relative without permission	79
182	If you used prescription drugs or over the counter drugs without a doctor telling you to use it or for the purpose of getting high, where did you get these drugs? - Got from friend's home with permission	80
183	If you used prescription drugs or over the counter drugs without a doctor telling you to use it or for the purpose of getting high, where did you get these drugs? - Got from friend's home without permission	80
184	If you used prescription drugs or over the counter drugs without a doctor telling you to use it or for the purpose of getting high, where did you get these drugs? - Got from friend at school	80
185	If you used prescription drugs or over the counter drugs without a doctor telling you to use it or for the purpose of getting high, where did you get these drugs? - Got from friend at party	80
186	If you used prescription drugs or over the counter drugs without a doctor telling you to use it or for the purpose of getting high, where did you get these drugs? - Got from friend, elsewhere	81
187	If you used prescription drugs or over the counter drugs without a doctor telling you to use it or for the purpose of getting high, where did you get these drugs? - Got from internet sale	81
188	During the last month, about how many marijuana cigarettes, or the equivalent, did you smoke a day, on the average?	81
189	How wrong do your friends feel it would be for YOU to: have one or two drinks of an alcoholic beverage nearly every day?	82
190	How wrong do your friends feel it would be for YOU to: smoke tobacco?	82
191	How wrong do your friends feel it would be for YOU to: smoke marijuana?	82
192	How wrong do your friends feel it would be for YOU to: use prescription drugs not prescribed to you?	83
193	How wrong would most adults (over 21) in your neighborhood think it is for kids your age: to use marijuana?	83

194	How wrong would most adults (over 21) in your neighborhood think it is for kids your age: to drink alcohol?	83
195	How wrong would most adults (over 21) in your neighborhood think it is for kids your age: to smoke cigarettes?	84
196	How much do each of the following statements describe your neighborhood? crime and/or drug selling	84
197	How much do each of the following statements describe your neighborhood? fights	84
198	How much do each of the following statements describe your neighborhood? lots of empty or abandoned buildings	85
199	How much do each of the following statements describe your neighborhood? lots of graffiti	85
200	I feel safe in my neighborhood.	85
201	If a kid smoked marijuana in your neighborhood would he or she be caught by the police?	86
202	If a kid drank some beer, wine or hard liquor (for example, vodka, whiskey, or gin) in your neighborhood would he or she be caught by the police?	86
203	If a kid carried a handgun in your neighborhood would he or she be caught by the police?	86
204	If you wanted to get some cigarettes, how easy would it be for you to get some?	87
205	If you wanted to get some beer, wine or hard liquor (for example, vodka, whiskey, or gin), how easy would it be for you to get some?	87
206	If you wanted to get a drug like cocaine, LSD, or amphetamines, how easy would it be for you to get some?	87
207	If you wanted to get a handgun, how easy would it be for you to get one?	88
208	If you wanted to get some marijuana, how easy would it be for you to get some?	88
209	If you wanted to get prescription drugs for the purpose of getting high, how easy would it be for you to get some?	88
210	If you wanted to get synthetic marijuana such as K2 or chemical products such as bath salts to get high, how easy would it be for you to get some?	89
211	If you wanted to get steroids to use or to enhance athletic performance, how easy would it be for you to get some?	89
212	If you wanted to get e-cigarettes, e-cigars, or e-hookahs, how easy would it be for you to get some?	89
213	During the past 12 months, have you participated in any alcohol prevention programs or seen any alcohol prevention messages in your school or community? Yes, a school-based program focused on preventing underage drinking and/or drinking and driving.	90

214	During the past 12 months, have you participated in any alcohol prevention programs or seen any alcohol prevention messages in your school or community? Yes, a community-based program focused on preventing underage drinking and/or drinking and driving (for example, through your church or temple or through youth groups like Boys and Girls Club or 4-H).	90
215	During the past 12 months, have you participated in any alcohol prevention programs or seen any alcohol prevention messages in your school or community? Yes, a media campaign addressing underage drinking and/or drinking and driving (for example, newspaper ads, posters, pamphlets, radio, TV).	90
216	During the past 12 months, have you participated in any alcohol prevention programs or seen any alcohol prevention messages in your school or community? No	90
217	How wrong do your parents feel it would be for YOU to: have one or two drinks of an alcoholic beverage nearly every day?	91
218	How wrong do your parents feel it would be for YOU to: smoke tobacco?	91
219	How wrong do your parents feel it would be for YOU to: smoke marijuana?	91
220	How wrong do your parents feel it would be for YOU to: use prescription drugs not prescribed to you?	92
221	How wrong do your parents feel it would be for YOU to: steal something worth more than \$5?	92
222	How wrong do your parents feel it would be for YOU to: draw graffiti, write things, or draw pictures on buildings or other property (without the owner's permission)?	92
223	How wrong do your parents feel it would be for YOU to: pick a fight with someone?	93
224	During the past 12 months, have you talked with at least one of your parents about the dangers of underage drinking and/or drinking and driving? By parents, we mean either your biological parents, adoptive parents, stepparents, or adult guardians - whether or not they live with you.	93
225	The rules in my family are clear.	93
226	People in my family have serious arguments about the same things, and often insult or yell at each other.	94
227	When I am not at home, one of my parents knows where I am and who I am with.	94
228	My family has clear rules about alcohol and drug use.	94
229	If you skipped school would you be caught by your parents?	95
230	My parents ask if I've gotten my homework done.	95
231	Would your parents know if you did not come home on time?	95
232	Do you know how to properly dispose of leftover prescription drugs?	96

233	Have any of your brothers or sisters ever: drunk beer, wine or hard liquor (for example, vodka, whiskey or gin)?	96
234	Have any of your brothers or sisters ever: smoked marijuana?	96
235	Have any of your brothers or sisters ever: smoked cigarettes?	96
236	Have any of your brothers or sisters ever: taken a handgun to school? .	97
237	Have any of your brothers or sisters ever: been suspended or expelled from school?	97
238	Have any of your brothers or sisters ever: used e-cigarettes, e-cigars or e-hookahs?	97
239	Have any of your brothers or sisters ever: used prescription drugs not prescribed to him/her?	97
240	Have you changed homes in the past year (the last 12 months)? . .	98
241	How many times have you changed homes since kindergarten? . . .	98
242	Have you changed schools (including changing from elementary to middle and middle to high school) in the past year?	98
243	How many times have you changed schools since kindergarten (including changing from elementary to middle and middle to high school)?	99
244	Has anyone in your family ever had severe alcohol or drug problems? .	99
245	About how many adults (over 21) have you known personally who in the past year have: used marijuana, crack, cocaine, or other drugs? .	99
246	About how many adults (over 21) have you known personally who in the past year have: sold or dealt drugs?	100
247	About how many adults (over 21) have you known personally who in the past year have: done other things that could get them in trouble with the police, like stealing, selling stolen goods, mugging or assaulting others, etc.?	100
248	About how many adults (over 21) have you known personally who in the past year have: gotten drunk or high?	100
249	Have you seen or heard information about underage drinking in the past 12 months from the following sources? Radio	101
250	Have you seen or heard information about underage drinking in the past 12 months from the following sources? TV.	101
251	Have you seen or heard information about underage drinking in the past 12 months from the following sources? Print. This includes information on underage drinking you may have seen in the newspaper, on a billboard, in pamphlets, on stickers, etc.	101
252	Have you seen or heard information about underage drinking in the past 12 months from the following sources? Website or social media? (Facebook, Myspace, website, etc.)	101
253	The next questions ask about your opinions of the information you saw or heard. If you have seen or heard more than one ad, please think about your favorite ad when answering these questions. The information about underage drinking that I saw or heard was convincing.	102

254	The next questions ask about your opinions of the information you saw or heard. If you have seen or heard more than one ad, please think about your favorite ad when answering these questions. The information about underage drinking that I saw or heard grabbed my attention.	102
255	The next questions ask about your opinions of the information you saw or heard. If you have seen or heard more than one ad, please think about your favorite ad when answering these questions. The information about underage drinking that I saw or heard said something important to me.	102
256	The next questions ask about your opinions of the information you saw or heard. If you have seen or heard more than one ad, please think about your favorite ad when answering these questions. Seeing or hearing this information about underage drinking made me want to stop or decrease my drinking.	103
257	How honest were you in filling out this survey?	103

List of Figures

1	Grade Chart	12
2	Gender Chart	13
3	Age Chart	14
4	Ethnic Origin Chart	15

1 INTRODUCTION

This report was generated from data collected on the *2016 Arkansas Prevention Needs Assessment Student Survey*. This report contains basic frequency tables of all data collected and graphs on the selected demographic variables of grade, gender, age and ethnic origin. The graph on ethnic origin is represented as a bar chart rather than as a pie chart. This is because students were allowed to mark more than one response for ethnic origin as opposed to being allowed to mark only one response. The bars represent the percent of students who marked each of the ethnic categories.

Questions regarding the information found in this report can be directed to:

International Survey Associates dba Pride Surveys

Mr. Jay Gleaton

2140 Newmarket Parkway

Suite 116

Marietta, GA 30067

Telephone: (800) 279-6361

Fax: (770) 726-9327

Website: <http://www.pridesurveys.com>

Grade Chart

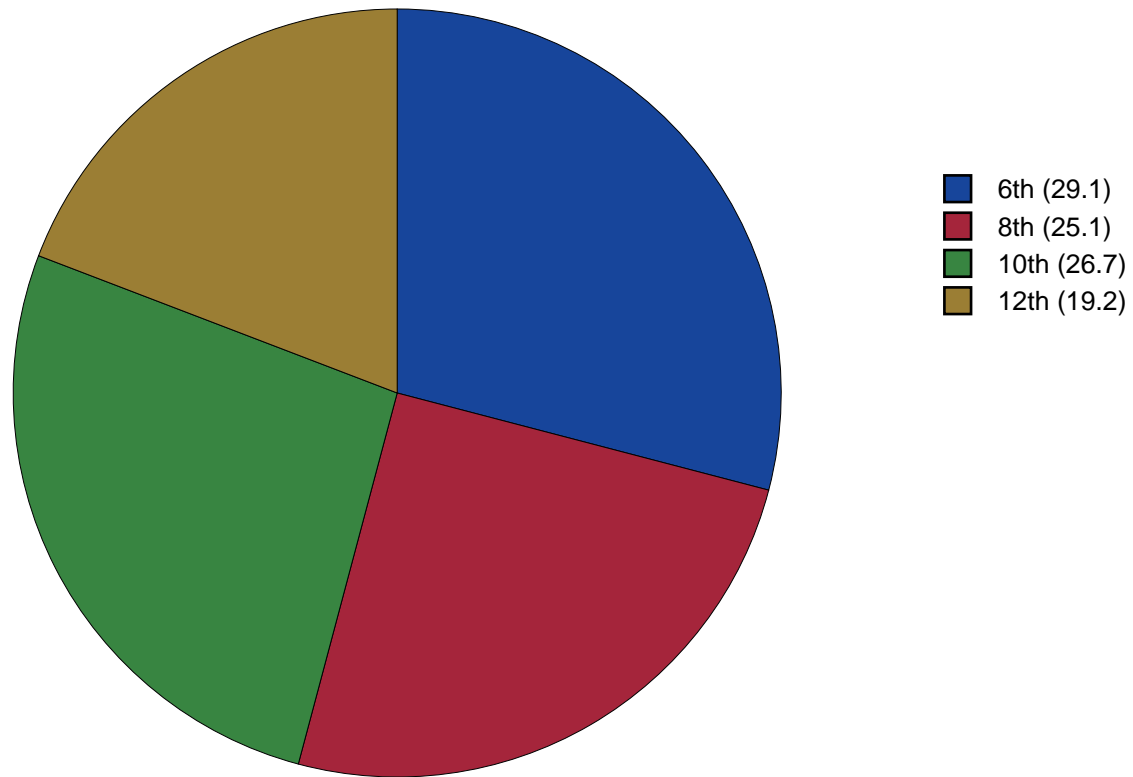


Figure 1: Grade Chart

Gender Chart

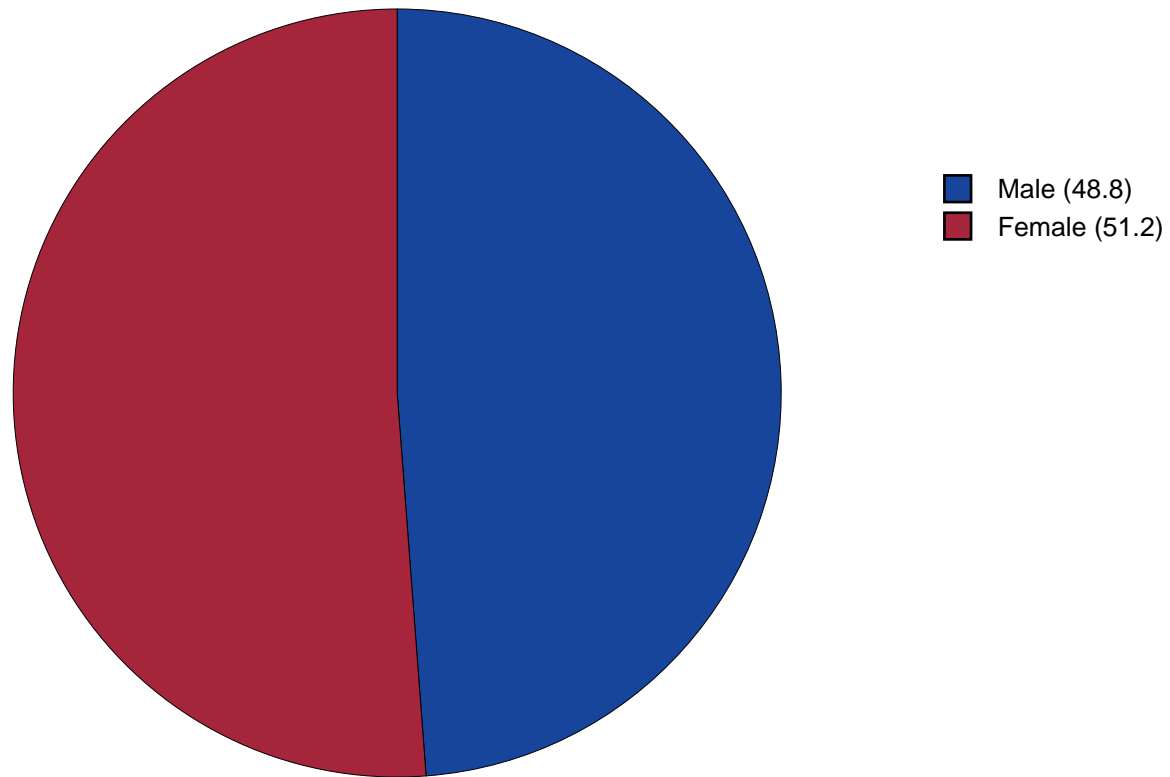


Figure 2: Gender Chart

Age Chart

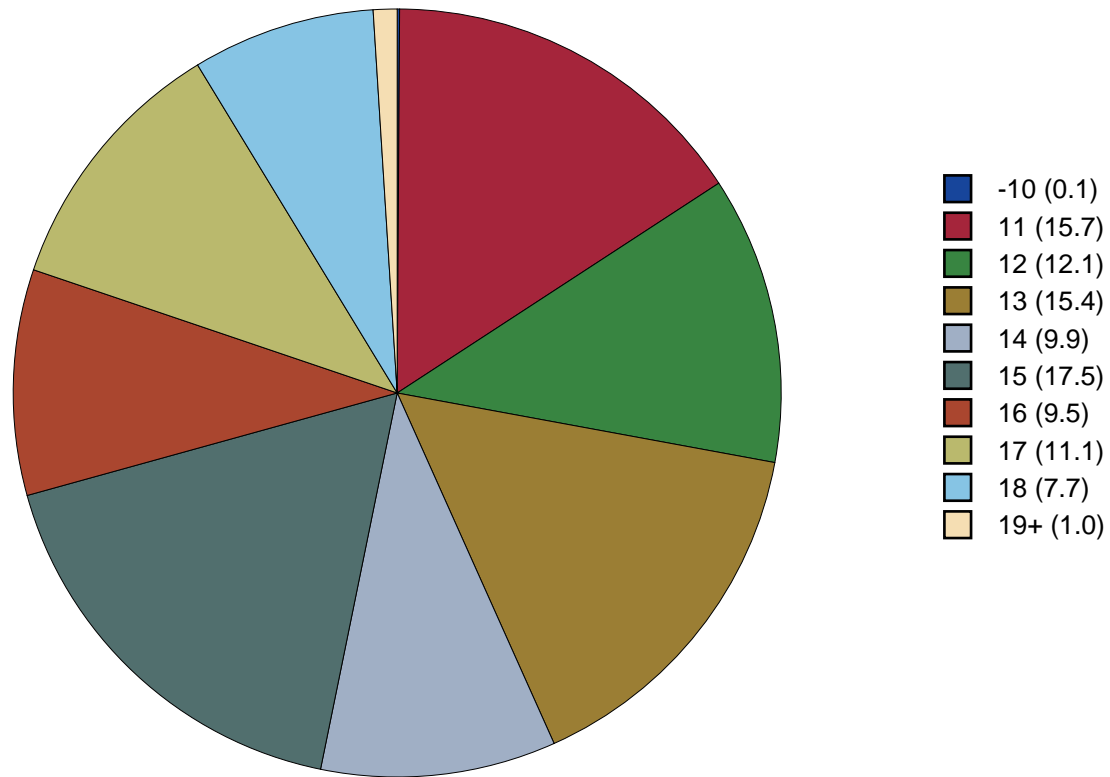


Figure 3: Age Chart

Ethnic Origin Chart

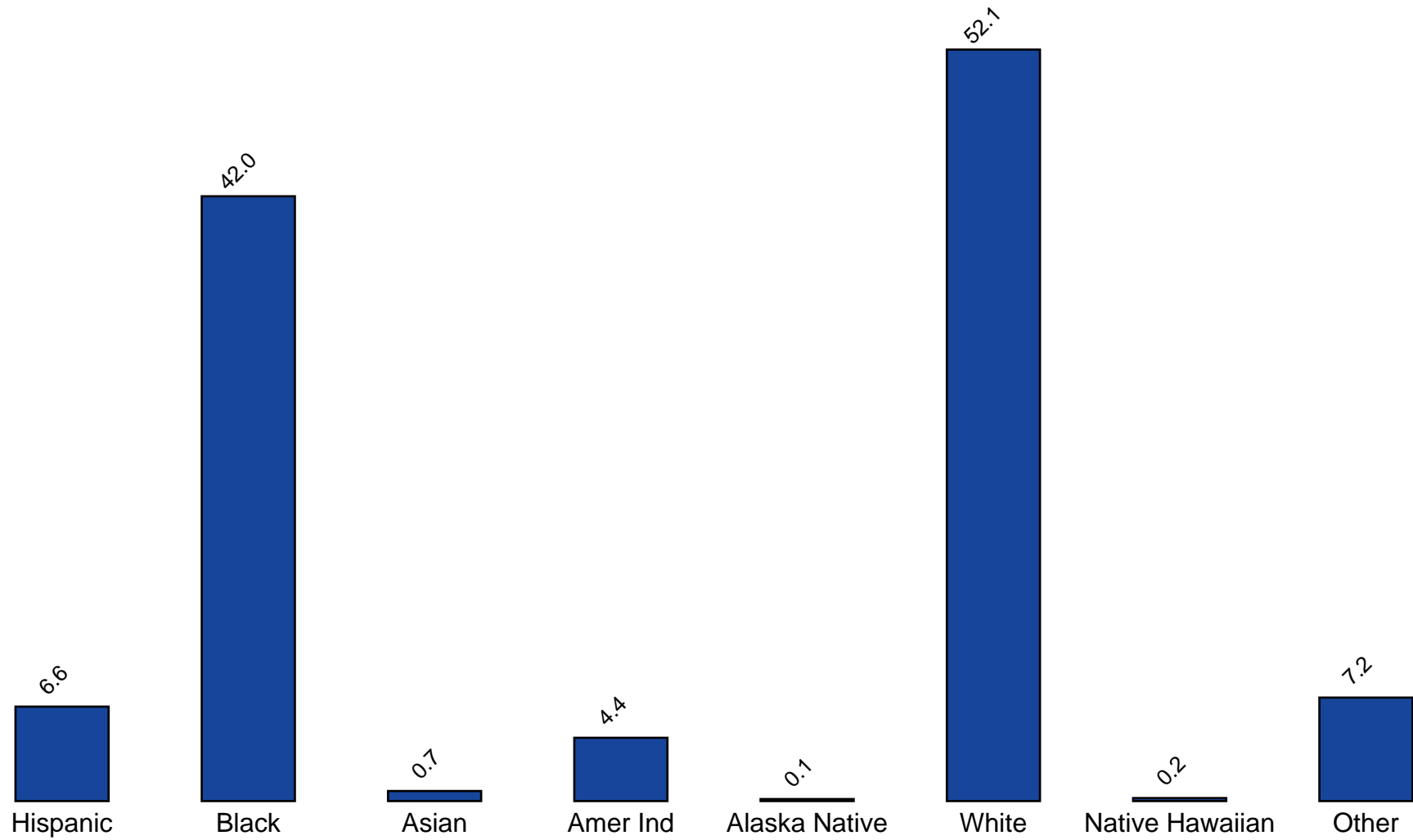


Figure 4: Ethnic Origin Chart

2 PERCENTAGE TABLES

The following tables contain frequency distribution detailing how your students responded to each question on the survey. The tables appear in the same order as the questions on the survey. The tables include breakdowns by grade level as well as overall percentages. The *N of Valid* row is a frequency count of the number of valid responses to each question for each grade and overall. The *N of Miss* row is a frequency count of the number of invalid (marked more than one response) or missing (i.e. did not respond) responses to each question for each grade and overall.

For the questions that allowed more than one response (i.e. race, live with, etc.) each response becomes a separate table. If a student did not mark the response, that was counted as a NO response, and if they did mark the response, that was counted as a YES response. Since a non response is a valid response for these questions, the *N of Miss* will always be zero for these questions.

Table 1: Sex



Response	6	8	10	12	Total	
Male	48.0	50.3	50.0	46.5	48.8	
Female	52.0	49.7	50.0	53.5	51.2	
N of Valid	410	360	376	273	1419	
N of Miss	7	0	7	2	16	

Table 2: Age











Response	6	8	10	12	Total	
10 or younger	0.2	0.0	0.0	0.0	0.1	
11	53.8	0.0	0.0	0.0	15.7	
12	41.6	0.0	0.0	0.0	12.1	
13	4.3	56.7	0.0	0.0	15.4	
14	0.0	39.6	0.0	0.0	9.9	
15	0.0	3.7	62.0	0.0	17.5	
16	0.0	0.0	34.3	1.8	9.5	
17	0.0	0.0	3.4	53.3	11.1	
18	0.0	0.0	0.3	39.8	7.7	
19 or older	0.0	0.0	0.0	5.1	1.0	
N of Valid	416	356	382	274	1428	
N of Miss	1	4	1	1	7	

Table 3: Are you Hispanic or Latino?



Response	6	8	10	12	Total	
No	92.9	93.6	93.1	94.5	93.4	
Yes	7.1	6.4	6.9	5.5	6.6	
N of Valid	394	344	378	273	1389	
N of Miss	23	16	5	2	46	

Table 4: What is your race? Black or African American



Response	6	8	10	12	Total	
No	60.7	60.3	53.3	57.8	58.0	
Yes	39.3	39.7	46.7	42.2	42.0	
N of Valid	417	360	383	275	1435	
N of Miss	0	0	0	0	0	

Table 5: What is your race? Asian



Response	6	8	10	12	Total	
No	100.0	98.6	99.0	99.6	99.3	
Yes	0.0	1.4	1.0	0.4	0.7	
N of Valid	417	360	383	275	1435	
N of Miss	0	0	0	0	0	

Table 6: What is your race? American Indian



Response	6	8	10	12	Total	
No	91.8	96.7	96.6	98.5	95.6	
Yes	8.2	3.3	3.4	1.5	4.4	
N of Valid	417	360	383	275	1435	
N of Miss	0	0	0	0	0	

Table 7: What is your race? Alaska Native



Response	6	8	10	12	Total	
No	99.5	100.0	100.0	100.0	99.9	
Yes	0.5	0.0	0.0	0.0	0.1	
N of Valid	417	360	383	275	1435	
N of Miss	0	0	0	0	0	

Table 8: What is your race? White



Response	6	8	10	12	Total	
No	48.4	43.9	50.7	48.4	47.9	
Yes	51.6	56.1	49.3	51.6	52.1	
N of Valid	417	360	383	275	1435	
N of Miss	0	0	0	0	0	

Table 9: What is your race? Native Hawaiian or Other Pacific Islander



Response	6	8	10	12	Total	
No	99.3	100.0	100.0	100.0	99.8	
Yes	0.7	0.0	0.0	0.0	0.2	
N of Valid	417	360	383	275	1435	
N of Miss	0	0	0	0	0	

Table 10: What is your race? Other



Response	6	8	10	12	Total	
No	91.6	92.8	93.7	93.5	92.8	
Yes	8.4	7.2	6.3	6.5	7.2	
N of Valid	417	360	383	275	1435	
N of Miss	0	0	0	0	0	

Table 11: What is the highest level of schooling completed by your mother or father?









Response	6	8	10	12	Total	
Completed grade school or less	2.8	2.3	1.9	3.7	2.6	
Some high school	3.8	3.8	9.6	13.6	7.3	
Completed high school	13.9	17.7	19.7	21.7	18.0	
Some college	12.7	11.3	14.9	19.1	14.2	
Completed college	25.1	24.1	27.5	24.3	25.3	
Graduate or professional school after college	7.1	11.6	5.9	8.5	8.2	
Don't know	32.9	27.0	18.1	7.7	22.5	
Does not apply	1.8	2.0	2.4	1.5	1.9	
N of Valid	395	344	375	272	1386	
N of Miss	22	16	8	3	49	

Table 12: Think of where you live most of the time. Which of the following people live there with you? Mother



Response	6	8	10	12	Total	
No	13.9	11.1	16.7	18.9	14.9	
Yes	86.1	88.9	83.3	81.1	85.1	
N of Valid	417	360	383	275	1435	
N of Miss	0	0	0	0	0	

Table 13: Think of where you live most of the time. Which of the following people live there with you? Stepmother



Response	6	8	10	12	Total	
No	95.9	95.8	95.0	97.1	95.9	
Yes	4.1	4.2	5.0	2.9	4.1	
N of Valid	417	360	383	275	1435	
N of Miss	0	0	0	0	0	

Table 14: Think of where you live most of the time. Which of the following people live there with you? Foster Mother



Response	6	8	10	12	Total	
No	99.3	100.0	99.7	100.0	99.7	
Yes	0.7	0.0	0.3	0.0	0.3	
N of Valid	417	360	383	275	1435	
N of Miss	0	0	0	0	0	

Table 15: Think of where you live most of the time. Which of the following people live there with you? Grandmother



Response	6	8	10	12	Total	
No	83.0	85.8	84.1	88.0	84.9	
Yes	17.0	14.2	15.9	12.0	15.1	
N of Valid	417	360	383	275	1435	
N of Miss	0	0	0	0	0	

Table 16: Think of where you live most of the time. Which of the following people live there with you? Aunt



Response	6	8	10	12	Total	
No	95.0	95.3	94.3	97.1	95.3	
Yes	5.0	4.7	5.7	2.9	4.7	
N of Valid	417	360	383	275	1435	
N of Miss	0	0	0	0	0	

Table 17: Think of where you live most of the time. Which of the following people live there with you? Father



Response	6	8	10	12	Total	
No	52.8	53.9	52.0	56.4	53.5	
Yes	47.2	46.1	48.0	43.6	46.5	
N of Valid	417	360	383	275	1435	
N of Miss	0	0	0	0	0	

Table 18: Think of where you live most of the time. Which of the following people live there with you? Stepfather



Response	6	8	10	12	Total	
No	80.8	78.9	85.4	85.5	82.4	
Yes	19.2	21.1	14.6	14.5	17.6	
N of Valid	417	360	383	275	1435	
N of Miss	0	0	0	0	0	

Table 19: Think of where you live most of the time. Which of the following people live there with you? Foster Father



Response	6	8	10	12	Total	
No	99.5	100.0	100.0	100.0	99.9	
Yes	0.5	0.0	0.0	0.0	0.1	
N of Valid	417	360	383	275	1435	
N of Miss	0	0	0	0	0	

Table 20: Think of where you live most of the time. Which of the following people live there with you? Grandfather



Response	6	8	10	12	Total	
No	90.4	93.3	92.4	96.0	92.8	
Yes	9.6	6.7	7.6	4.0	7.2	
N of Valid	417	360	383	275	1435	
N of Miss	0	0	0	0	0	

Table 21: Think of where you live most of the time. Which of the following people live there with you? Uncle



Response	6	8	10	12	Total	
No	93.5	94.4	96.9	98.5	95.6	
Yes	6.5	5.6	3.1	1.5	4.4	
N of Valid	417	360	383	275	1435	
N of Miss	0	0	0	0	0	

Table 22: Think of where you live most of the time. Which of the following people live there with you? Other Adults

Response	6	8	10	12	Total	
No	98.6	98.3	97.9	97.5	98.1	
Yes	1.4	1.7	2.1	2.5	1.9	
N of Valid	417	360	383	275	1435	
N of Miss	0	0	0	0	0	

Table 23: Think of where you live most of the time. Which of the following people live there with you? Brother(s)

Response	6	8	10	12	Total	
No	49.6	51.1	54.3	63.6	53.9	
Yes	50.4	48.9	45.7	36.4	46.1	
N of Valid	417	360	383	275	1435	
N of Miss	0	0	0	0	0	

Table 24: Think of where you live most of the time. Which of the following people live there with you? Stepbrother(s)

Response	6	8	10	12	Total	
No	95.0	95.0	96.3	97.1	95.7	
Yes	5.0	5.0	3.7	2.9	4.3	
N of Valid	417	360	383	275	1435	
N of Miss	0	0	0	0	0	

Table 25: Think of where you live most of the time. Which of the following people live there with you? Sister(s)

Response	6	8	10	12	Total	
No	53.5	51.9	61.6	60.4	56.6	
Yes	46.5	48.1	38.4	39.6	43.4	
N of Valid	417	360	383	275	1435	
N of Miss	0	0	0	0	0	

Table 26: Think of where you live most of the time. Which of the following people live there with you? Stepsister(s)

Response	6	8	10	12	Total	
No	96.2	96.4	97.9	97.5	96.9	
Yes	3.8	3.6	2.1	2.5	3.1	
N of Valid	417	360	383	275	1435	
N of Miss	0	0	0	0	0	

Table 27: Think of where you live most of the time. Which of the following people live there with you? Other Children

Response	6	8	10	12	Total	
No	94.5	94.7	95.0	94.2	94.6	
Yes	5.5	5.3	5.0	5.8	5.4	
N of Valid	417	360	383	275	1435	
N of Miss	0	0	0	0	0	

Table 28: In my school, students have lots of chances to help decide things like class activities and rules.

Response	6	8	10	12	Total	
NO!	15.8	14.6	17.8	16.0	16.1	
no	30.2	30.1	30.3	32.0	30.6	
yes	43.8	48.7	39.9	45.7	44.4	
YES!	10.2	6.5	12.0	6.3	9.0	
N of Valid	400	355	376	269	1400	
N of Miss	17	5	7	6	35	

Table 29: Teachers ask me to work on special classroom projects.

Response	6	8	10	12	Total	
NO!	5.7	8.0	7.2	7.0	6.9	
no	32.8	25.4	37.4	35.8	32.7	
yes	44.1	52.1	46.4	48.0	47.5	
YES!	17.5	14.5	9.0	9.2	12.9	
N of Valid	406	351	377	271	1405	
N of Miss	11	9	6	4	30	

Table 30: My teacher(s) notices when I am doing a good job and lets me know about it.

Response	6	8	10	12	Total
NO!	4.2	5.1	12.0	8.1	7.2
no	16.0	19.9	25.6	22.6	20.8
yes	45.6	52.0	46.4	51.5	48.5
YES!	34.2	23.0	16.0	17.8	23.4
N of Valid	406	356	375	270	1407
N of Miss	11	4	8	5	28

Table 31: There are lots of chances for students in my school to get involved in sports, clubs, and other school activities outside of class.

Response	6	8	10	12	Total
NO!	4.2	2.5	3.5	3.3	3.4
no	9.9	3.9	6.6	5.9	6.7
yes	39.4	38.5	45.2	43.0	41.4
YES!	46.6	55.1	44.7	47.8	48.4
N of Valid	406	356	376	270	1408
N of Miss	11	4	7	5	27

Table 32: There are lots of chances for students in my school to talk with a teacher one-on-one.

Response	6	8	10	12	Total
NO!	6.7	4.0	5.7	7.1	5.8
no	15.2	17.6	19.2	18.2	17.4
yes	46.0	50.1	51.1	57.6	50.6
YES!	32.1	28.3	24.1	17.1	26.1
N of Valid	402	353	370	269	1394
N of Miss	15	7	13	6	41

Table 33: I feel safe at my school.





Response	6	8	10	12	Total	
NO!	7.0	8.3	11.5	9.3	9.0	
no	12.2	15.8	19.8	18.2	16.3	
yes	39.4	51.4	51.9	55.0	48.8	
YES!	41.4	24.4	16.8	17.5	25.9	
N of Valid	401	348	374	269	1392	
N of Miss	16	12	9	6	43	

Table 34: The school lets my parents know when I have done something well.





Response	6	8	10	12	Total	
NO!	11.1	14.5	27.5	21.6	18.4	
no	30.9	38.4	43.0	51.7	40.1	
yes	39.5	33.8	23.5	21.6	30.3	
YES!	18.5	13.4	5.9	5.2	11.2	
N of Valid	395	352	374	269	1390	
N of Miss	22	8	9	6	45	

Table 35: My teachers praise me when I work hard in school.





Response	6	8	10	12	Total	
NO!	15.1	12.9	19.7	17.2	16.2	
no	32.9	38.2	42.0	36.6	37.4	
yes	35.7	37.6	31.0	38.1	35.4	
YES!	16.3	11.2	7.3	8.2	11.0	
N of Valid	398	348	371	268	1385	
N of Miss	19	12	12	7	50	

Table 36: Are your school grades better than the grades of most students in your class?

Response	6	8	10	12	Total	
NO!	5.7	4.8	6.9	6.0	5.9	
no	28.8	28.6	28.7	21.0	27.2	
yes	45.7	47.6	45.7	52.1	47.4	
YES!	19.9	19.0	18.6	21.0	19.5	
N of Valid	403	353	376	267	1399	
N of Miss	14	7	7	8	36	

Table 37: I have lots of chances to be part of class discussions or activities.

Response	6	8	10	12	Total	
NO!	3.5	3.1	4.5	4.5	3.9	
no	13.9	14.1	19.5	14.2	15.5	
yes	48.0	48.9	57.0	61.4	53.2	
YES!	34.7	33.9	19.0	19.9	27.4	
N of Valid	404	354	374	267	1399	
N of Miss	13	6	9	8	36	

Table 38: Now thinking back over the past year in school, how often did you: enjoy being in school?

Response	6	8	10	12	Total	
Never	6.5	9.8	15.8	15.2	11.5	
Seldom	13.3	12.9	17.7	14.9	14.7	
Sometimes	33.8	38.8	36.5	47.2	38.4	
Often	23.1	29.2	22.0	17.8	23.3	
Almost always	23.3	9.3	8.0	4.8	12.1	
N of Valid	399	356	373	269	1397	
N of Miss	18	4	10	6	38	

Table 39: Now thinking back over the past year in school, how often did you: hate being in school?






Response	6	8	10	12	Total	
Never	17.0	4.5	3.5	5.2	8.0	
Seldom	29.8	23.4	22.8	12.3	22.9	
Sometimes	28.5	37.2	33.1	38.8	33.9	
Often	14.8	19.2	22.8	23.9	19.8	
Almost always	10.0	15.8	17.7	19.8	15.4	
N of Valid	400	355	372	268	1395	
N of Miss	17	5	11	7	40	

Table 40: Now thinking back over the past year in school, how often did you: try to do your best work in school?






Response	6	8	10	12	Total	
Never	0.3	0.3	0.8	1.5	0.7	
Seldom	2.1	0.8	0.5	0.7	1.1	
Sometimes	4.6	8.7	12.0	15.3	9.7	
Often	15.9	23.7	35.0	28.0	25.3	
Almost always	77.2	66.5	51.6	54.5	63.2	
N of Valid	390	355	366	268	1379	
N of Miss	27	5	17	7	56	

Table 41: How often do you feel that the school work you are assigned is meaningful and important?






Response	6	8	10	12	Total	
Never	6.0	4.3	8.8	10.8	7.2	
Seldom	8.8	15.3	22.3	22.8	16.7	
Sometimes	21.4	22.7	35.0	31.7	27.3	
Often	30.4	33.8	18.5	23.1	26.7	
Almost always	33.4	23.9	15.4	11.6	22.0	
N of Valid	398	352	363	268	1381	
N of Miss	19	8	20	7	54	

Table 42: Putting them all together, what were your grades like last year?

Response	6	8	10	12	Total
Mostly F's	0.6	1.2	1.1	0.0	0.8
Mostly D's	2.3	3.3	3.9	4.2	3.4
Mostly C's	9.6	19.8	21.0	19.6	17.3
Mostly B's	39.0	36.9	41.7	37.7	39.0
Mostly A's	48.6	38.7	32.2	38.5	39.6
N of Valid	354	333	357	265	1309
N of Miss	63	27	26	10	126

Table 43: How important do you think the things you are learning in school are going to be for your later life?

Response	6	8	10	12	Total
Very important	52.8	35.3	21.0	16.4	33.0
Quite important	24.8	26.2	19.4	18.3	22.5
Fairly important	14.5	23.1	25.4	32.8	23.1
Slightly important	5.9	13.1	25.4	25.4	16.6
Not at all important	2.0	2.3	8.7	7.1	4.8
N of Valid	407	351	366	268	1392
N of Miss	10	9	17	7	43

Table 44: Do your parents care about your skipping or cutting school?

Response	6	8	10	12	Total
Yes	94.5	94.9	97.5	94.0	95.3
No	5.5	5.1	2.5	6.0	4.7
N of Valid	403	354	365	268	1390
N of Miss	14	6	18	7	45

Table 45: During the LAST FOUR WEEKS how many whole days of school have you missed because you skipped or 'cut'?








Response	6	8	10	12	Total	
None	69.6	68.9	73.5	63.5	69.2	
1	9.9	10.2	10.7	9.2	10.0	
2	5.7	6.2	4.6	7.4	5.9	
3	7.2	7.6	4.1	7.4	6.5	
4-5	5.0	5.4	5.2	8.5	5.8	
6-10	2.0	1.4	1.9	3.0	2.0	
11 or more	0.7	0.3	0.0	1.1	0.5	
N of Valid	404	354	366	271	1395	
N of Miss	13	6	17	4	40	

Table 46: What are the chances you would be seen as cool if you: smoked cigarettes?






Response	6	8	10	12	Total	
No or very little chance	91.5	86.3	80.4	76.5	84.3	
Little chance	5.5	7.1	11.7	13.1	9.0	
Some chance	1.3	3.7	4.4	6.3	3.7	
Pretty good chance	0.8	2.0	1.6	2.2	1.6	
Very good chance	1.0	0.9	1.9	1.9	1.4	
N of Valid	399	350	367	268	1384	
N of Miss	18	10	16	7	51	

Table 47: What are the chances you would be seen as cool if you: worked hard at school?






Response	6	8	10	12	Total	
No or very little chance	6.5	3.7	10.9	7.5	7.2	
Little chance	3.8	8.9	10.9	10.1	8.2	
Some chance	10.3	18.3	20.2	22.8	17.4	
Pretty good chance	22.4	28.6	27.3	28.8	26.5	
Very good chance	56.9	40.6	30.6	30.7	40.7	
N of Valid	397	350	366	267	1380	
N of Miss	20	10	17	8	55	

Table 48: What are the chances you would be seen as cool if you: began drinking alcoholic beverages regularly, that is, at least once or twice a month?






Response	6	8	10	12	Total	
No or very little chance	90.7	78.2	65.5	57.5	74.4	
Little chance	5.3	10.3	12.7	14.6	10.3	
Some chance	2.8	5.2	12.4	16.4	8.6	
Pretty good chance	0.0	2.6	4.4	6.7	3.1	
Very good chance	1.3	3.7	5.0	4.9	3.6	
N of Valid	398	349	362	268	1377	
N of Miss	19	11	21	7	58	

Table 49: What are the chances you would be seen as cool if you: defended someone who was being bullied?






Response	6	8	10	12	Total	
No or very little chance	12.9	8.9	11.5	13.2	11.6	
Little chance	4.8	11.7	11.5	13.2	10.0	
Some chance	11.4	19.4	27.1	26.0	20.5	
Pretty good chance	22.8	22.3	26.3	26.0	24.2	
Very good chance	48.0	37.7	23.6	21.5	33.8	
N of Valid	394	350	365	265	1374	
N of Miss	23	10	18	10	61	

Table 50: What are the chances you would be seen as cool if you: smoked marijuana?






Response	6	8	10	12	Total	
No or very little chance	91.5	81.1	58.2	57.5	73.5	
Little chance	3.3	6.8	10.7	10.8	7.6	
Some chance	2.0	4.8	7.9	9.7	5.8	
Pretty good chance	1.0	3.4	10.4	7.1	5.3	
Very good chance	2.3	4.0	12.8	14.9	7.9	
N of Valid	399	354	366	268	1387	
N of Miss	18	6	17	7	48	

Table 51: What are the chances you would be seen as cool if you: carried a handgun?






Response	6	8	10	12	Total	
No or very little chance	82.9	77.3	69.7	74.4	76.3	
Little chance	9.7	8.5	10.4	9.4	9.5	
Some chance	2.6	6.5	6.8	4.5	5.1	
Pretty good chance	1.8	1.7	5.2	7.1	3.7	
Very good chance	3.1	5.9	7.9	4.5	5.4	
N of Valid	391	353	366	266	1376	
N of Miss	26	7	17	9	59	

Table 52: What are the chances you would be seen as cool if you: used e-cigarettes, e-cigars or e-hookahs?






Response	6	8	10	12	Total	
No or very little chance	93.4	84.3	70.5	72.2	80.9	
Little chance	3.8	7.1	9.0	10.9	7.4	
Some chance	1.0	4.0	9.8	9.4	5.7	
Pretty good chance	0.8	2.3	5.5	4.9	3.2	
Very good chance	1.0	2.3	5.2	2.6	2.8	
N of Valid	394	350	366	266	1376	
N of Miss	23	10	17	9	59	

Table 53: What are the chances you would be seen as cool if you: bullied someone or cyber bullied someone?






Response	6	8	10	12	Total	
No or very little chance	85.1	77.2	73.2	79.3	78.8	
Little chance	7.3	10.3	10.7	10.2	9.5	
Some chance	3.8	6.3	8.2	6.0	6.0	
Pretty good chance	1.5	3.1	3.0	3.0	2.6	
Very good chance	2.3	3.1	4.9	1.5	3.0	
N of Valid	396	351	365	266	1378	
N of Miss	21	9	18	9	57	

Table 54: Think of your four best friends (the friends you feel closest to). In the past year (12 months), how many of your best friends have: participated in clubs, organizations or activities at school?






Response	6	8	10	12	Total	
0	17.6	10.9	15.2	11.7	14.1	
1	11.5	10.3	11.8	14.3	11.8	
2	15.5	11.7	16.9	18.0	15.4	
3	16.8	16.0	19.9	14.7	17.0	
4	38.7	51.0	36.2	41.4	41.7	
N of Valid	393	349	356	266	1364	
N of Miss	24	11	27	9	71	

Table 55: Think of your four best friends (the friends you feel closest to). In the past year (12 months), how many of your best friends have: smoked cigarettes?






Response	6	8	10	12	Total	
0	94.9	85.3	75.9	70.6	82.8	
1	3.0	10.6	14.3	11.8	9.6	
2	1.0	2.3	4.8	8.0	3.7	
3	0.3	0.3	1.7	3.4	1.2	
4	0.8	1.4	3.4	6.1	2.6	
N of Valid	395	348	357	262	1362	
N of Miss	22	12	26	13	73	

Table 56: Think of your four best friends (the friends you feel closest to). In the past year (12 months), how many of your best friends have: tried beer, wine or hard liquor (for example, vodka, whiskey, or gin) when their parents didn't know about it?






Response	6	8	10	12	Total	
0	89.0	70.3	52.1	47.7	66.5	
1	5.9	12.9	14.1	14.4	11.5	
2	3.3	7.4	13.8	12.9	9.0	
3	0.8	4.0	7.0	8.3	4.7	
4	1.0	5.4	13.0	16.7	8.3	
N of Valid	391	350	355	264	1360	
N of Miss	26	10	28	11	75	

Table 57: Think of your four best friends (the friends you feel closest to). In the past year (12 months), how many of your best friends have: used e-cigarettes, e-cigars, or e-hookahs?






Response	6	8	10	12	Total	
0	95.4	91.5	80.0	73.2	86.1	
1	3.1	4.3	9.6	10.2	6.5	
2	0.8	2.0	3.7	7.2	3.1	
3	0.0	1.1	3.1	4.2	1.9	
4	0.8	1.1	3.7	5.3	2.5	
N of Valid	392	351	355	265	1363	
N of Miss	25	9	28	10	72	

Table 58: Think of your four best friends (the friends you feel closest to). In the past year (12 months), how many of your best friends have: used marijuana?






Response	6	8	10	12	Total	
0	95.9	87.1	62.7	60.0	77.9	
1	2.3	7.2	9.9	11.7	7.4	
2	0.3	2.3	9.6	9.4	5.0	
3	0.5	0.9	3.7	7.5	2.8	
4	1.0	2.6	14.1	11.3	6.9	
N of Valid	388	349	354	265	1356	
N of Miss	29	11	29	10	79	

Table 59: Think of your four best friends (the friends you feel closest to). In the past year (12 months), how many of your best friends have: used prescription drugs or non-prescription drugs for the purpose of getting high?






Response	6	8	10	12	Total	
0	95.4	92.6	81.1	78.3	87.6	
1	3.1	3.2	8.2	7.6	5.3	
2	0.0	3.4	3.7	8.0	3.4	
3	0.0	0.3	2.8	3.4	1.5	
4	1.5	0.6	4.2	2.7	2.2	
N of Valid	389	349	355	263	1356	
N of Miss	28	11	28	12	79	

Table 60: Think of your four best friends (the friends you feel closest to). In the past year (12 months), how many of your best friends have: used synthetic marijuana (K2, spice) or bath salts?






Response	6	8	10	12	Total	
0	97.7	96.8	92.7	93.9	95.4	
1	1.3	1.2	2.3	4.2	2.1	
2	0.3	1.2	2.0	1.5	1.2	
3	0.0	0.3	1.1	0.4	0.4	
4	0.8	0.6	2.0	0.0	0.9	
N of Valid	386	347	355	261	1349	
N of Miss	31	13	28	14	86	

Table 61: Think of your four best friends (the friends you feel closest to). In the past year (12 months), how many of your best friends have: used LSD, cocaine, amphetamines, or other illegal drugs?






Response	6	8	10	12	Total	
0	98.2	95.7	92.9	94.7	95.5	
1	0.5	2.3	2.3	3.0	1.9	
2	0.0	0.9	1.7	0.8	0.8	
3	0.0	0.6	1.1	0.4	0.5	
4	1.3	0.6	2.0	1.1	1.3	
N of Valid	388	350	352	265	1355	
N of Miss	29	10	31	10	80	

Table 62: Think of your four best friends (the friends you feel closest to). In the past year (12 months), how many of your best friends have: been bullied?






Response	6	8	10	12	Total	
0	40.0	43.1	55.1	67.3	50.0	
1	21.8	24.1	21.2	14.8	20.9	
2	14.9	14.7	11.6	9.5	12.9	
3	9.0	6.9	2.5	3.0	5.6	
4	14.4	11.2	9.6	5.3	10.6	
N of Valid	390	348	354	263	1355	
N of Miss	27	12	29	12	80	

Table 63: Think of your four best friends (the friends you feel closest to). In the past year (12 months), how many of your best friends have: been suspended from school?






Response	6	8	10	12	Total	
0	60.2	55.0	59.3	67.3	60.0	
1	18.6	19.8	16.9	16.0	18.0	
2	8.8	12.3	12.1	7.6	10.3	
3	5.2	5.4	5.4	3.0	4.9	
4	7.2	7.4	6.2	6.1	6.8	
N of Valid	387	349	354	263	1353	
N of Miss	30	11	29	12	82	

Table 64: Think of your four best friends (the friends you feel closest to). In the past year (12 months), how many of your best friends have: carried a handgun?






Response	6	8	10	12	Total	
0	94.1	91.2	86.1	90.1	90.5	
1	2.6	5.1	6.2	6.5	4.9	
2	0.8	2.0	4.2	1.5	2.1	
3	0.5	0.6	0.8	1.5	0.8	
4	2.0	1.1	2.5	0.4	1.6	
N of Valid	392	351	353	263	1359	
N of Miss	25	9	30	12	76	

Table 65: Think of your four best friends (the friends you feel closest to). In the past year (12 months), how many of your best friends have: sold illegal drugs?






Response	6	8	10	12	Total	
0	97.4	94.2	87.2	86.6	91.8	
1	1.0	3.7	5.1	7.6	4.1	
2	0.0	1.4	3.1	3.1	1.8	
3	0.0	0.0	1.7	2.3	0.9	
4	1.6	0.6	2.8	0.4	1.4	
N of Valid	387	347	352	262	1348	
N of Miss	30	13	31	13	87	

Table 66: Think of your four best friends (the friends you feel closest to). In the past year (12 months), how many of your best friends have: regularly attended religious services?






Response	6	8	10	12	Total	
0	43.5	37.0	41.4	41.0	40.8	
1	9.9	13.8	13.0	14.2	12.6	
2	12.6	14.1	15.6	19.2	15.1	
3	10.2	13.5	11.6	14.2	12.2	
4	23.7	21.7	18.4	11.5	19.4	
N of Valid	372	341	353	261	1327	
N of Miss	45	19	30	14	108	

Table 67: Think of your four best friends (the friends you feel closest to). In the past year (12 months), how many of your best friends have: stolen or tried to steal a motor vehicle such as a car or motorcycle?






Response	6	8	10	12	Total	
0	96.9	94.8	92.1	95.8	94.9	
1	1.0	2.6	3.7	3.4	2.6	
2	0.8	1.4	2.2	0.4	1.3	
3	0.3	0.9	0.8	0.4	0.6	
4	1.0	0.3	1.1	0.0	0.7	
N of Valid	391	348	356	263	1358	
N of Miss	26	12	27	12	77	

Table 68: Think of your four best friends (the friends you feel closest to). In the past year (12 months), how many of your best friends have: been arrested?






Response	6	8	10	12	Total	
0	92.1	90.3	85.6	84.7	88.5	
1	4.9	7.2	6.5	9.9	6.9	
2	1.3	2.3	4.8	3.4	2.9	
3	0.5	0.0	1.7	1.1	0.8	
4	1.3	0.3	1.4	0.8	1.0	
N of Valid	391	349	355	262	1357	
N of Miss	26	11	28	13	78	

Table 69: Think of your four best friends (the friends you feel closest to). In the past year (12 months), how many of your best friends have: dropped out of school?

Response	6	8	10	12	Total	
0	94.3	95.1	92.4	89.3	93.1	
1	2.8	3.2	5.0	8.0	4.5	
2	1.0	1.2	1.1	2.3	1.3	
3	0.5	0.3	0.6	0.4	0.4	
4	1.3	0.3	0.8	0.0	0.7	
N of Valid	389	346	357	261	1353	
N of Miss	28	14	26	14	82	

Table 70: Think of your four best friends (the friends you feel closest to). In the past year (12 months), how many of your best friends have: been members of a gang?

Response	6	8	10	12	Total	
0	89.8	88.9	86.0	90.4	88.7	
1	4.3	5.7	5.1	4.2	4.9	
2	2.0	2.0	2.5	1.9	2.1	
3	1.8	0.3	2.2	0.4	1.3	
4	2.0	3.1	4.2	3.1	3.1	
N of Valid	392	351	356	260	1359	
N of Miss	25	9	27	15	76	

Table 71: How old were you when you first: smoked marijuana?

Response	6	8	10	12	Total	
Never	98.2	95.1	81.1	70.2	87.5	
10 or younger	0.8	0.3	2.8	1.1	1.3	
11	0.5	0.6	1.4	1.5	1.0	
12	0.5	1.1	2.8	1.9	1.5	
13	0.0	1.7	2.5	5.0	2.1	
14	0.0	1.1	5.1	5.0	2.6	
15	0.0	0.0	3.7	5.0	1.9	
16	0.0	0.0	0.3	6.5	1.3	
17 or older	0.0	0.0	0.3	3.8	0.8	
N of Valid	389	350	355	262	1356	
N of Miss	28	10	28	13	79	

Table 72: How old were you when you first: smoked a cigarette, even just a puff?










Response	6	8	10	12	Total	
Never	92.5	88.7	81.7	72.2	84.8	
10 or younger	5.1	3.7	5.1	5.3	4.8	
11	1.5	2.5	2.0	2.7	2.1	
12	0.5	2.3	2.5	3.8	2.1	
13	0.0	2.3	2.8	3.8	2.1	
14	0.0	0.6	3.1	3.0	1.5	
15	0.0	0.0	2.2	2.3	1.0	
16	0.0	0.0	0.6	3.8	0.9	
17 or older	0.3	0.0	0.0	3.0	0.7	
N of Valid	389	355	356	263	1363	
N of Miss	28	5	27	12	72	

Table 73: How old were you when you first: had more than a sip or two of beer, wine or hard liquor (for example, vodka, whiskey, or gin)?










Response	6	8	10	12	Total	
Never	82.7	72.5	56.2	50.6	66.9	
10 or younger	9.8	9.5	7.1	6.1	8.3	
11	5.2	4.0	3.1	1.1	3.6	
12	1.5	4.9	5.4	3.8	3.8	
13	0.5	6.9	6.0	3.4	4.1	
14	0.0	2.3	8.0	4.6	3.6	
15	0.0	0.0	11.6	8.0	4.6	
16	0.0	0.0	2.0	10.6	2.6	
17 or older	0.3	0.0	0.6	11.8	2.5	
N of Valid	388	349	352	263	1352	
N of Miss	29	11	31	12	83	

Table 74: How old were you when you first: began drinking alcoholic beverages regularly, that is, at least once or twice a month?










Response	6	8	10	12	Total	
Never	99.2	95.2	91.5	77.7	92.0	
10 or younger	0.3	1.4	0.3	0.4	0.6	
11	0.3	0.8	0.6	0.4	0.5	
12	0.3	0.8	0.6	1.1	0.7	
13	0.0	1.1	1.4	1.5	1.0	
14	0.0	0.6	0.8	2.3	0.8	
15	0.0	0.0	3.4	4.2	1.7	
16	0.0	0.0	1.4	3.4	1.0	
17 or older	0.0	0.0	0.0	9.1	1.8	
N of Valid	386	354	354	264	1358	
N of Miss	31	6	29	11	77	

Table 75: How old were you when you first: used Daztrex?


Response	6	8	10	12	Total	
Never	100.0	100.0	100.0	100.0	100.0	
10 or younger	0.0	0.0	0.0	0.0	0.0	
11	0.0	0.0	0.0	0.0	0.0	
12	0.0	0.0	0.0	0.0	0.0	
13	0.0	0.0	0.0	0.0	0.0	
14	0.0	0.0	0.0	0.0	0.0	
15	0.0	0.0	0.0	0.0	0.0	
16	0.0	0.0	0.0	0.0	0.0	
17 or older	0.0	0.0	0.0	0.0	0.0	
N of Valid	363	345	351	263	1322	
N of Miss	54	15	32	12	113	

Table 76: How old were you when you first: got suspended from school?


Response	6	8	10	12	Total	
Never	78.4	70.4	69.4	69.5	72.3	
10 or younger	12.7	10.6	10.9	10.4	11.3	
11	7.0	5.5	4.3	1.9	4.9	
12	1.6	5.5	2.6	3.1	3.1	
13	0.0	6.0	5.1	5.8	4.0	
14	0.0	2.0	4.3	2.3	2.1	
15	0.0	0.0	2.0	2.7	1.0	
16	0.0	0.0	1.4	2.3	0.8	
17 or older	0.3	0.0	0.0	1.9	0.4	
N of Valid	385	348	350	259	1342	
N of Miss	32	12	33	16	93	

Table 77: How old were you when you first: got arrested?


Response	6	8	10	12	Total	
Never	97.6	96.9	93.2	91.6	95.1	
10 or younger	1.0	0.6	0.0	0.0	0.4	
11	1.3	0.3	0.0	0.0	0.4	
12	0.0	0.8	0.6	1.1	0.6	
13	0.0	1.4	2.6	0.8	1.2	
14	0.0	0.0	2.6	1.5	1.0	
15	0.0	0.0	0.6	2.7	0.7	
16	0.0	0.0	0.6	1.1	0.4	
17 or older	0.0	0.0	0.0	1.1	0.2	
N of Valid	382	354	352	261	1349	
N of Miss	35	6	31	14	86	

Table 78: How old were you when you first: carried a handgun?










Response	6	8	10	12	Total	
Never	94.8	95.7	93.2	92.0	94.1	
10 or younger	1.8	1.1	0.0	2.3	1.3	
11	2.3	0.9	0.0	0.4	1.0	
12	0.8	0.3	1.1	1.1	0.8	
13	0.0	1.4	1.4	1.1	1.0	
14	0.0	0.3	2.0	0.0	0.6	
15	0.0	0.3	1.7	0.4	0.6	
16	0.0	0.0	0.6	0.4	0.2	
17 or older	0.3	0.0	0.0	2.3	0.5	
N of Valid	384	352	351	261	1348	
N of Miss	33	8	32	14	87	

Table 79: How old were you when you first: used e-cigarettes, e-cigars, or e-hookahs?










Response	6	8	10	12	Total	
Never	98.2	94.1	89.0	83.9	91.9	
10 or younger	0.8	0.8	0.8	0.0	0.7	
11	0.5	0.8	0.6	0.4	0.6	
12	0.5	1.4	1.1	1.1	1.0	
13	0.0	2.5	2.3	0.8	1.4	
14	0.0	0.0	1.7	0.8	0.6	
15	0.0	0.3	4.2	3.8	1.9	
16	0.0	0.0	0.3	6.5	1.3	
17 or older	0.0	0.0	0.0	2.7	0.5	
N of Valid	381	355	353	261	1350	
N of Miss	36	5	30	14	85	

Table 80: How old were you when you first: belonged to a gang?










Response	6	8	10	12	Total	
Never	95.1	96.9	96.6	95.0	95.9	
10 or younger	2.6	0.3	1.1	1.2	1.3	
11	1.3	0.6	0.3	0.4	0.7	
12	0.5	0.0	0.6	0.8	0.4	
13	0.3	1.7	0.3	0.4	0.7	
14	0.0	0.6	0.3	0.4	0.3	
15	0.0	0.0	0.6	0.4	0.2	
16	0.0	0.0	0.3	0.8	0.2	
17 or older	0.3	0.0	0.0	0.8	0.2	
N of Valid	384	352	351	260	1347	
N of Miss	33	8	32	15	88	

Table 81: How old were you when you first: used prescription drugs not prescribed to you?










Response	6	8	10	12	Total	
Never	96.9	93.8	91.7	88.1	93.0	
10 or younger	1.8	1.4	1.1	2.3	1.6	
11	0.5	0.8	0.9	0.4	0.7	
12	0.5	1.4	1.1	0.4	0.9	
13	0.0	1.7	0.9	0.0	0.7	
14	0.0	0.8	0.6	2.3	0.8	
15	0.3	0.0	3.1	2.3	1.3	
16	0.0	0.0	0.6	1.9	0.5	
17 or older	0.0	0.0	0.0	2.3	0.4	
N of Valid	382	353	351	260	1346	
N of Miss	35	7	32	15	89	

Table 82: How wrong do you think it is for someone your age to: take a handgun to school?





Response	6	8	10	12	Total	
Very wrong	90.8	87.4	85.9	90.9	88.6	
Wrong	5.4	9.2	10.0	6.4	7.8	
A little bit wrong	2.3	2.5	3.3	1.5	2.5	
Not at all wrong	1.5	0.8	0.8	1.1	1.1	
N of Valid	390	357	361	264	1372	
N of Miss	27	3	22	11	63	

Table 83: How wrong do you think it is for someone your age to: steal anything?





Response	6	8	10	12	Total	
Very wrong	72.7	70.6	72.2	79.5	73.3	
Wrong	22.9	24.6	20.8	17.5	21.8	
A little bit wrong	3.4	3.9	6.4	2.3	4.1	
Not at all wrong	1.0	0.8	0.6	0.8	0.8	
N of Valid	385	357	360	263	1365	
N of Miss	32	3	23	12	70	

Table 84: How wrong do you think it is for someone your age to: pick a fight with someone?





Response	6	8	10	12	Total	
Very wrong	56.2	53.3	58.0	61.7	57.0	
Wrong	24.2	31.7	27.0	26.1	27.3	
A little bit wrong	16.2	11.9	13.0	9.8	13.0	
Not at all wrong	3.4	3.1	2.0	2.3	2.7	
N of Valid	388	353	355	264	1360	
N of Miss	29	7	28	11	75	

Table 85: How wrong do you think it is for someone your age to: attack someone with the idea of seriously hurting them?

Response	6	8	10	12	Total	
Very wrong	85.2	80.9	76.0	78.4	80.4	
Wrong	7.8	12.1	15.0	15.5	12.3	
A little bit wrong	5.7	4.8	6.7	4.9	5.6	
Not at all wrong	1.3	2.2	2.2	1.1	1.8	
N of Valid	385	356	359	264	1364	
N of Miss	32	4	24	11	71	

Table 86: How wrong do you think it is for someone your age to: stay away from school all day when their parents think they are at school?

Response	6	8	10	12	Total	
Very wrong	80.9	71.3	64.1	66.5	71.2	
Wrong	14.2	21.7	23.7	18.8	19.5	
A little bit wrong	3.1	5.9	10.6	12.7	7.6	
Not at all wrong	1.8	1.1	1.7	1.9	1.6	
N of Valid	387	355	359	260	1361	
N of Miss	30	5	24	15	74	

Table 87: How wrong do you think it is for someone your age to: drink beer, wine or hard liquor (for example, vodka, whiskey, or gin) regularly?

Response	6	8	10	12	Total	
Very wrong	88.8	73.4	60.4	55.1	70.8	
Wrong	6.8	20.4	21.2	20.2	16.7	
A little bit wrong	2.9	4.5	13.1	14.4	8.2	
Not at all wrong	1.6	1.7	5.3	10.3	4.3	
N of Valid	384	357	359	263	1363	
N of Miss	33	3	24	12	72	

Table 88: How wrong do you think it is for someone your age to: smoke cigarettes?

Response	6	8	10	12	Total	
Very wrong	87.2	80.4	73.1	65.5	77.5	
Wrong	9.7	13.4	16.7	16.1	13.7	
A little bit wrong	1.6	4.5	6.7	10.7	5.4	
Not at all wrong	1.6	1.7	3.6	7.7	3.3	
N of Valid	383	357	360	261	1361	
N of Miss	34	3	23	14	74	

Table 89: How wrong do you think it is for someone your age to: smoke marijuana?

Response	6	8	10	12	Total	
Very wrong	92.2	84.2	63.6	55.9	75.6	
Wrong	3.6	9.3	12.5	15.6	9.8	
A little bit wrong	1.3	3.7	11.4	13.7	7.0	
Not at all wrong	2.9	2.8	12.5	14.8	7.7	
N of Valid	385	355	360	263	1363	
N of Miss	32	5	23	12	72	

Table 90: How wrong do you think it is for someone your age to: use prescription drugs or non-prescription drugs for the purpose of getting high?

Response	6	8	10	12	Total	
Very wrong	93.0	86.8	81.5	79.0	85.7	
Wrong	4.7	10.4	12.9	14.9	10.3	
A little bit wrong	1.3	2.0	3.9	4.2	2.7	
Not at all wrong	1.0	0.8	1.7	1.9	1.3	
N of Valid	385	355	357	262	1359	
N of Miss	32	5	26	13	76	

Table 91: How wrong do you think it is for someone your age to: use synthetic marijuana (K2, spice) or bath salts?

Response	6	8	10	12	Total	
Very wrong	94.8	91.0	86.5	87.8	90.3	
Wrong	3.4	7.1	10.7	8.7	7.3	
A little bit wrong	0.8	0.8	2.0	1.1	1.2	
Not at all wrong	1.0	1.1	0.8	2.3	1.3	
N of Valid	382	354	355	263	1354	
N of Miss	35	6	28	12	81	

Table 92: How wrong do you think it is for someone your age to: use LSD, cocaine, amphetamines or another illegal drug?

Response	6	8	10	12	Total	
Very wrong	95.8	91.6	88.8	88.5	91.4	
Wrong	2.4	7.0	8.7	6.9	6.1	
A little bit wrong	1.1	0.6	1.7	2.3	1.3	
Not at all wrong	0.8	0.8	0.8	2.3	1.1	
N of Valid	379	357	356	262	1354	
N of Miss	38	3	27	13	81	

Table 93: How wrong do you think it is for someone your age to: use e-cigarettes, e-cigars or e-hookahs?

Response	6	8	10	12	Total	
Very wrong	89.0	80.5	72.0	66.5	77.9	
Wrong	6.5	11.9	13.2	14.1	11.1	
A little bit wrong	2.1	4.5	8.7	9.1	5.8	
Not at all wrong	2.4	3.1	6.2	10.3	5.1	
N of Valid	382	354	357	263	1356	
N of Miss	35	6	26	12	79	

Table 94: At school during the past 12 months, did you receive help from the resource teacher, speech therapist or other special education teacher?



Response	6	8	10	12	Total	
No	76.6	86.9	90.4	93.8	86.3	
Yes	23.4	13.1	9.6	6.2	13.7	
N of Valid	325	305	303	226	1159	
N of Miss	92	55	80	49	276	

Table 95: How many times in the past year (12 months) have you: been suspended from school?







Response	6	8	10	12	Total	
Never	84.5	78.5	85.0	89.6	84.0	
1 to 2 times	12.9	16.4	12.2	8.8	12.8	
3 to 5 times	1.6	4.0	1.1	0.8	1.9	
6 to 9 times	0.8	1.1	0.8	0.8	0.9	
10 to 19 times	0.0	0.0	0.6	0.0	0.1	
20 to 29 times	0.0	0.0	0.0	0.0	0.0	
30 to 39 times	0.0	0.0	0.0	0.0	0.0	
40+ times	0.3	0.0	0.3	0.0	0.1	
N of Valid	381	353	353	260	1347	
N of Miss	36	7	30	15	88	

Table 96: How many times in the past year (12 months) have you: carried a handgun?









Response	6	8	10	12	Total	
Never	95.5	96.6	95.2	94.6	95.5	
1 to 2 times	2.1	0.9	0.8	3.1	1.6	
3 to 5 times	1.1	0.9	1.4	1.1	1.1	
6 to 9 times	1.1	0.6	0.6	0.8	0.7	
10 to 19 times	0.3	0.3	0.6	0.0	0.3	
20 to 29 times	0.0	0.0	0.3	0.4	0.1	
30 to 39 times	0.0	0.0	0.6	0.0	0.1	
40+ times	0.0	0.9	0.6	0.0	0.4	
N of Valid	374	352	353	261	1340	
N of Miss	43	8	30	14	95	

Table 97: How many times in the past year (12 months) have you: sold illegal drugs?









Response	6	8	10	12	Total	
Never	99.7	99.7	97.1	95.0	98.1	
1 to 2 times	0.3	0.0	0.6	2.3	0.7	
3 to 5 times	0.0	0.3	0.0	1.5	0.4	
6 to 9 times	0.0	0.0	0.3	0.4	0.2	
10 to 19 times	0.0	0.0	0.6	0.0	0.2	
20 to 29 times	0.0	0.0	0.3	0.4	0.2	
30 to 39 times	0.0	0.0	0.3	0.4	0.2	
40+ times	0.0	0.0	0.9	0.0	0.2	
N of Valid	372	351	348	261	1332	
N of Miss	45	9	35	14	103	

Table 98: How many times in the past year (12 months) have you: stolen or tried to steal a motor vehicle such as a car or motorcycle?





Response	6	8	10	12	Total	
Never	98.4	98.6	98.0	98.4	98.3	
1 to 2 times	1.3	1.4	1.2	1.2	1.3	
3 to 5 times	0.0	0.0	0.6	0.4	0.2	
6 to 9 times	0.0	0.0	0.0	0.0	0.0	
10 to 19 times	0.0	0.0	0.0	0.0	0.0	
20 to 29 times	0.0	0.0	0.0	0.0	0.0	
30 to 39 times	0.0	0.0	0.0	0.0	0.0	
40+ times	0.3	0.0	0.3	0.0	0.2	
N of Valid	372	349	346	258	1325	
N of Miss	45	11	37	17	110	

Table 99: How many times in the past year (12 months) have you: participated in clubs, organizations or activities at school?









Response	6	8	10	12	Total	
Never	34.5	31.3	36.6	38.1	34.9	
1 to 2 times	24.6	17.5	15.1	13.2	18.0	
3 to 5 times	17.9	13.2	14.5	8.9	14.0	
6 to 9 times	6.4	8.0	10.2	10.1	8.6	
10 to 19 times	2.9	8.6	8.8	6.2	6.6	
20 to 29 times	1.6	6.6	3.4	2.7	3.6	
30 to 39 times	0.8	3.7	1.1	3.1	2.1	
40+ times	11.2	10.9	10.2	17.5	12.1	
N of Valid	374	348	352	257	1331	
N of Miss	43	12	31	18	104	

Table 100: How many times in the past year (12 months) have you: been arrested?







Response	6	8	10	12	Total	
Never	97.3	97.7	96.3	96.1	96.9	
1 to 2 times	1.9	2.0	2.9	3.5	2.5	
3 to 5 times	0.3	0.0	0.3	0.4	0.2	
6 to 9 times	0.5	0.0	0.3	0.0	0.2	
10 to 19 times	0.0	0.3	0.0	0.0	0.1	
20 to 29 times	0.0	0.0	0.3	0.0	0.1	
30 to 39 times	0.0	0.0	0.0	0.0	0.0	
40+ times	0.0	0.0	0.0	0.0	0.0	
N of Valid	371	347	347	257	1322	
N of Miss	46	13	36	18	113	

Table 101: How many times in the past year (12 months) have you: attacked someone with the idea of seriously hurting them?


Response	6	8	10	12	Total	
Never	89.2	91.4	86.6	93.5	90.0	
1 to 2 times	7.3	5.1	8.0	5.3	6.5	
3 to 5 times	1.9	1.1	3.1	0.4	1.7	
6 to 9 times	0.8	1.4	0.6	0.4	0.8	
10 to 19 times	0.3	0.3	0.3	0.0	0.2	
20 to 29 times	0.0	0.0	0.9	0.4	0.3	
30 to 39 times	0.0	0.0	0.0	0.0	0.0	
40+ times	0.5	0.6	0.6	0.0	0.4	
N of Valid	372	350	351	262	1335	
N of Miss	45	10	32	13	100	

Table 102: How many times in the past year (12 months) have you: been drunk or high at school?


Response	6	8	10	12	Total	
Never	98.9	97.4	91.8	86.3	94.2	
1 to 2 times	0.8	2.6	3.4	8.4	3.4	
3 to 5 times	0.0	0.0	2.0	1.5	0.8	
6 to 9 times	0.3	0.0	0.6	2.3	0.7	
10 to 19 times	0.0	0.0	0.3	0.8	0.2	
20 to 29 times	0.0	0.0	1.1	0.0	0.3	
30 to 39 times	0.0	0.0	0.0	0.4	0.1	
40+ times	0.0	0.0	0.9	0.4	0.3	
N of Valid	373	350	352	262	1337	
N of Miss	44	10	31	13	98	

Table 103: How many times in the past year (12 months) have you: taken a handgun to school?

Response	6	8	10	12	Total	
Never	99.2	99.7	99.7	99.2	99.5	
1 to 2 times	0.5	0.3	0.3	0.4	0.4	
3 to 5 times	0.0	0.0	0.0	0.4	0.1	
6 to 9 times	0.3	0.0	0.0	0.0	0.1	
10 to 19 times	0.0	0.0	0.0	0.0	0.0	
20 to 29 times	0.0	0.0	0.0	0.0	0.0	
30 to 39 times	0.0	0.0	0.0	0.0	0.0	
40+ times	0.0	0.0	0.0	0.0	0.0	
N of Valid	369	348	351	260	1328	
N of Miss	48	12	32	15	107	

Table 104: Are you currently on probation, or assigned a probation officer with Juvenile Court?

Response	6	8	10	12	Total	
No	96.1	97.5	98.4	98.0	97.5	
Yes	3.9	2.5	1.6	2.0	2.5	
N of Valid	336	324	321	245	1226	
N of Miss	81	36	62	30	209	

Table 105: Have you ever belonged to a gang?

Response	6	8	10	12	Total	
No	93.1	95.5	92.9	92.2	93.5	
No, but would like to	1.5	0.6	2.3	1.9	1.6	
Yes, in the past	4.1	1.7	1.4	1.2	2.2	
Yes, belong now	1.3	1.7	2.8	4.3	2.4	
Yes, but would like to get out	0.0	0.6	0.6	0.4	0.4	
N of Valid	389	355	351	258	1353	
N of Miss	28	5	32	17	82	

Table 106: If you have ever belonged to a gang, did that gang have a name?




Response	6	8	10	12	Total	
No	9.0	9.3	15.9	23.6	13.6	
Yes	5.9	3.4	4.9	5.5	4.9	
I have never belonged to a gang	85.1	87.3	79.3	70.9	81.4	
N of Valid	388	353	347	254	1342	
N of Miss	29	7	36	21	93	

Table 107: You are at a party at someone's house, and one of your friends offers you a drink containing alcohol. What would you say or do?





Response	6	8	10	12	Total	
Drink it	5.3	10.3	24.9	29.2	16.3	
Tell your friend, 'No thanks, I don't drink' and suggest that you and your friend go and do something else	47.1	50.1	32.2	27.2	40.2	
Just say, 'No thanks' and walk away	32.2	26.2	34.5	35.8	31.9	
Make up a good excuse, tell your friend you had something else to do, and leave	15.4	13.4	8.4	7.8	11.6	
N of Valid	376	351	345	257	1329	
N of Miss	41	9	38	18	106	

Table 108: How often do you attend religious services or activities?





Response	6	8	10	12	Total	
Never	19.7	21.9	19.1	22.0	20.6	
Rarely	22.1	23.9	31.6	31.7	26.9	
1-2 Times a Month	10.0	14.4	12.2	12.7	12.3	
About Once a Week or More	48.2	39.8	37.1	33.6	40.2	
N of Valid	371	347	345	259	1322	
N of Miss	46	13	38	16	113	

Table 109: I think sometimes it's okay to cheat at school.





Response	6	8	10	12	Total	
NO!	64.8	35.2	28.0	19.3	38.7	
no	25.7	42.1	38.7	39.0	36.0	
yes	7.9	18.9	27.7	34.4	21.1	
YES!	1.6	3.7	5.5	7.3	4.3	
N of Valid	378	349	346	259	1332	
N of Miss	39	11	37	16	103	

Table 110: It is important to think before you act.





Response	6	8	10	12	Total	
NO!	2.9	1.7	3.2	5.8	3.2	
no	2.6	1.7	3.8	3.1	2.8	
yes	22.1	30.7	35.1	40.9	31.4	
YES!	72.4	65.9	58.0	50.2	62.6	
N of Valid	380	349	345	259	1333	
N of Miss	37	11	38	16	102	

Table 111: Sometimes I think that life is not worth it.





Response	6	8	10	12	Total	
NO!	56.0	48.3	37.5	45.1	47.1	
no	21.2	21.4	27.4	26.3	23.8	
yes	16.9	21.7	25.4	19.6	20.9	
YES!	5.9	8.7	9.7	9.0	8.2	
N of Valid	373	346	339	255	1313	
N of Miss	44	14	44	20	122	

Table 112: At times I think I am no good at all.

Response	6	8	10	12	Total	
NO!	45.2	34.9	30.7	37.5	37.3	
no	19.4	22.5	26.8	24.1	23.0	
yes	26.3	28.2	30.4	26.1	27.8	
YES!	9.0	14.4	12.1	12.3	11.9	
N of Valid	376	347	339	253	1315	
N of Miss	41	13	44	22	120	

Table 113: All in all, I am inclined to think that I am a failure.

Response	6	8	10	12	Total	
NO!	58.8	48.3	42.5	46.5	49.4	
no	23.8	26.7	31.9	30.9	28.0	
yes	14.2	17.4	18.0	16.0	16.4	
YES!	3.2	7.6	7.7	6.6	6.2	
N of Valid	374	344	339	256	1313	
N of Miss	43	16	44	19	122	

Table 114: In the past year, have you felt depressed or sad MOST days, even if you felt okay sometimes?

Response	6	8	10	12	Total	
NO!	35.8	29.5	28.6	34.1	31.9	
no	18.8	22.3	22.4	19.0	20.7	
yes	27.7	26.6	28.0	28.7	27.7	
YES!	17.7	21.7	20.9	18.2	19.7	
N of Valid	372	346	339	258	1315	
N of Miss	45	14	44	17	120	

Table 115: It is all right to beat up people if they start the fight.





Response	6	8	10	12	Total	
NO!	45.9	31.0	24.2	28.2	32.9	
no	12.0	20.3	21.8	18.9	18.1	
yes	21.0	26.1	22.1	22.0	22.8	
YES!	21.0	22.6	31.9	30.9	26.2	
N of Valid	366	345	335	259	1305	
N of Miss	51	15	48	16	130	

Table 116: I think it is okay to take something without asking if you can get away with it.





Response	6	8	10	12	Total	
NO!	78.7	69.0	61.3	60.7	68.1	
no	17.5	26.4	33.9	35.0	27.5	
yes	2.2	3.2	3.6	3.1	3.0	
YES!	1.6	1.4	1.2	1.2	1.4	
N of Valid	371	345	336	257	1309	
N of Miss	46	15	47	18	126	

Table 117: Where do you get the most information about living a drug and alcohol free life? Parents/guardians





Response	6	8	10	12	Total	
All the time	60.1	63.1	53.0	55.8	58.2	
Most	14.2	22.7	19.5	15.9	18.1	
Some	11.5	7.6	13.8	12.8	11.3	
Very little	14.2	6.7	13.8	15.5	12.4	
N of Valid	366	344	334	258	1302	
N of Miss	51	16	49	17	133	

Table 118: Where do you get the most information about living a drug and alcohol free life? Friends





Response	6	8	10	12	Total	
All the time	24.3	20.0	15.3	17.6	19.5	
Most	15.0	22.1	14.4	18.8	17.5	
Some	20.1	26.3	35.5	26.2	26.9	
Very little	40.7	31.6	34.9	37.5	36.2	
N of Valid	354	335	327	256	1272	
N of Miss	63	25	56	19	163	

Table 119: Where do you get the most information about living a drug and alcohol free life? Family members





Response	6	8	10	12	Total	
All the time	56.5	51.9	36.6	37.7	46.5	
Most	15.2	21.7	23.5	18.7	19.7	
Some	15.2	16.6	22.3	21.0	18.5	
Very little	13.2	9.8	17.7	22.6	15.3	
N of Valid	363	337	328	257	1285	
N of Miss	54	23	55	18	150	

Table 120: Where do you get the most information about living a drug and alcohol free life? School





Response	6	8	10	12	Total	
All the time	68.0	66.4	48.9	49.4	58.9	
Most	13.8	20.2	23.6	20.2	19.3	
Some	8.0	7.4	14.5	17.5	11.4	
Very little	10.2	6.0	13.0	12.8	10.3	
N of Valid	362	336	331	257	1286	
N of Miss	55	24	52	18	149	

Table 121: Where do you get the most information about living a drug and alcohol free life? Internet





Response	6	8	10	12	Total	
All the time	25.4	22.7	21.9	20.6	22.8	
Most	10.9	14.3	13.9	16.0	13.6	
Some	20.0	25.7	25.0	26.1	24.0	
Very little	43.7	37.3	39.2	37.4	39.6	
N of Valid	350	335	324	257	1266	
N of Miss	67	25	59	18	169	

Table 122: Where do you get the most information about living a drug and alcohol free life? TV





Response	6	8	10	12	Total	
All the time	31.1	24.1	23.1	20.2	25.0	
Most	16.8	18.8	14.2	14.4	16.2	
Some	22.7	30.1	31.7	29.6	28.3	
Very little	29.4	27.1	31.1	35.8	30.5	
N of Valid	357	336	325	257	1275	
N of Miss	60	24	58	18	160	

Table 123: Where do you get the most information about living a drug and alcohol free life? Social media





Response	6	8	10	12	Total	
All the time	22.3	18.0	20.4	19.9	20.2	
Most	10.1	14.7	12.1	13.3	12.5	
Some	16.2	24.6	27.6	26.6	23.4	
Very little	51.3	42.8	39.9	40.2	43.9	
N of Valid	345	334	323	256	1258	
N of Miss	72	26	60	19	177	

Table 124: How much do you think people risk harming themselves (physically or in other ways) if they: smoked one or more packs of cigarettes per day?





Response	6	8	10	12	Total	
No risk	20.7	15.4	14.0	17.9	17.1	
Slight risk	6.6	8.3	7.3	7.5	7.4	
Moderate risk	15.1	20.5	17.9	16.3	17.5	
Great risk	57.6	55.8	60.8	58.3	58.1	
N of Valid	377	337	329	252	1295	
N of Miss	40	23	54	23	140	

Table 125: How much do you think people risk harming themselves (physically or in other ways) if they: try marijuana once or twice?





Response	6	8	10	12	Total	
No risk	23.7	20.4	35.1	43.7	29.6	
Slight risk	22.0	22.8	27.1	27.8	24.7	
Moderate risk	23.7	24.0	14.6	9.5	18.7	
Great risk	30.6	32.7	23.2	19.0	27.0	
N of Valid	372	333	328	252	1285	
N of Miss	45	27	55	23	150	

Table 126: How much do you think people risk harming themselves (physically or in other ways) if they: smoke marijuana once or twice a week?





Response	6	8	10	12	Total	
No risk	23.2	19.9	27.4	39.0	26.5	
Slight risk	7.7	11.2	19.5	20.7	14.2	
Moderate risk	23.2	22.4	23.1	16.7	21.7	
Great risk	45.9	46.5	30.1	23.5	37.6	
N of Valid	366	331	329	251	1277	
N of Miss	51	29	54	24	158	

Table 127: How much do you think people risk harming themselves (physically or in other ways) if they: take one or two drinks of an alcoholic beverage (beer, wine, liquor) nearly every day?





Response	6	8	10	12	Total	
No risk	22.6	15.0	16.7	20.8	18.8	
Slight risk	13.7	16.8	18.2	17.6	16.4	
Moderate risk	19.9	25.7	24.6	27.2	24.1	
Great risk	43.7	42.5	40.4	34.4	40.7	
N of Valid	371	334	329	250	1284	
N of Miss	46	26	54	25	151	

Table 128: How much do you think people risk harming themselves (physically or in other ways) if they: have five or more drinks of an alcoholic beverage once or twice a weekend?





Response	6	8	10	12	Total	
No risk	21.4	16.4	14.5	19.0	17.9	
Slight risk	8.1	8.4	13.6	11.9	10.3	
Moderate risk	21.4	22.7	23.9	27.0	23.5	
Great risk	49.2	52.5	47.9	42.1	48.3	
N of Valid	370	335	330	252	1287	
N of Miss	47	25	53	23	148	

Table 129: How much do you think people risk harming themselves (physically or in other ways) if they: use prescription drugs that are not prescribed to them?





Response	6	8	10	12	Total	
No risk	21.0	18.0	12.5	16.8	17.2	
Slight risk	6.5	6.3	12.2	11.2	8.8	
Moderate risk	13.1	16.5	17.7	18.4	16.2	
Great risk	59.4	59.3	57.5	53.6	57.7	
N of Valid	367	334	327	250	1278	
N of Miss	50	26	56	25	157	

Table 130: How much do you think people risk harming themselves (physically or in other ways) if they: use non-prescription drugs to get high?

Response	6	8	10	12	Total	
No risk	20.2	16.8	13.1	18.0	17.1	
Slight risk	5.1	4.2	8.8	6.0	6.0	
Moderate risk	12.9	13.5	17.1	16.4	14.8	
Great risk	61.7	65.6	61.0	59.6	62.1	
N of Valid	371	334	328	250	1283	
N of Miss	46	26	55	25	152	

Table 131: How much do you think people risk harming themselves (physically or in other ways) if they: use e-cigarettes, e-cigars, or e-hookahs?

Response	6	8	10	12	Total	
No risk	24.3	22.3	26.8	32.7	26.1	
Slight risk	13.1	21.7	24.7	19.1	19.5	
Moderate risk	19.6	22.3	16.8	19.1	19.5	
Great risk	43.1	33.7	31.7	29.1	35.0	
N of Valid	367	332	328	251	1278	
N of Miss	50	28	55	24	157	

Table 132: Have you ever used smokeless tobacco (chew, snuff, plug, dipping tobacco, or chewing tobacco)?

Response	6	8	10	12	Total	
Never	94.9	90.8	88.3	84.9	90.2	
Once or Twice	4.0	5.7	7.1	7.1	5.8	
Once in a while but not regularly	0.3	1.5	2.1	2.8	1.6	
Regularly in the past	0.3	1.2	1.2	1.6	1.0	
Regularly now	0.5	0.9	1.2	3.6	1.4	
N of Valid	376	336	326	252	1290	
N of Miss	41	24	57	23	145	

Table 133: How often have you used smokeless tobacco during the past 30 days?







Response	6	8	10	12	Total	
Not at all	97.3	96.7	93.3	91.7	95.0	
Once or twice	1.3	1.8	3.7	3.2	2.4	
Once or twice per week	0.0	0.3	0.9	0.8	0.5	
Three to five times per week	0.8	0.3	0.3	0.8	0.5	
About once a day	0.3	0.0	0.0	0.8	0.2	
More than once a day	0.3	0.9	1.8	2.8	1.3	
N of Valid	375	335	328	252	1290	
N of Miss	42	25	55	23	145	

Table 134: Have you ever smoked cigarettes?






Response	6	8	10	12	Total	
Never	90.3	89.0	82.2	74.7	84.8	
Once or Twice	8.6	8.3	10.8	11.1	9.6	
Once in a while but not regularly	0.3	1.5	4.3	4.7	2.5	
Regularly in the past	0.3	1.2	1.8	3.2	1.5	
Regularly now	0.5	0.0	0.9	6.3	1.6	
N of Valid	372	336	325	253	1286	
N of Miss	45	24	58	22	149	

Table 135: How frequently have you smoked cigarettes during the past 30 days?







Response	6	8	10	12	Total	
Not at all	98.1	97.6	94.1	88.1	95.0	
Less than one cigarette per day	1.3	1.8	3.4	3.2	2.3	
One to five cigarettes per day	0.0	0.6	1.5	4.0	1.3	
About one-half pack per day	0.0	0.0	0.3	3.6	0.8	
About one pack per day	0.0	0.0	0.3	1.2	0.3	
About one and one-half packs per day	0.0	0.0	0.0	0.0	0.0	
Two packs or more per day	0.5	0.0	0.3	0.0	0.2	
N of Valid	373	335	323	253	1284	
N of Miss	44	25	60	22	151	

Table 136: Which statement best describes rules about smoking inside your home or your family cars?






Response	6	8	10	12	Total	
Smoking is not allowed anywhere inside your home or cars	62.4	58.8	58.4	63.7	60.7	
Smoking is allowed in some places and at some times or in some cars	11.9	12.1	11.8	9.2	11.4	
Smoking is allowed anywhere inside the home or cars	3.0	4.2	5.0	4.0	4.0	
There are no rules about smoking inside the home or cars	3.8	5.2	7.1	10.0	6.2	
I don't know	18.9	19.7	17.7	13.1	17.7	
N of Valid	370	330	322	251	1273	
N of Miss	47	30	61	24	162	

Table 137: Have you ever used e-cigarettes, e-cigars, or e-hookahs?






Response	6	8	10	12	Total	
Never	94.9	93.1	82.4	79.8	88.3	
Once or Twice	3.8	5.1	10.2	9.1	6.8	
Once in a while but not regularly	0.5	1.2	4.3	7.5	3.0	
Regularly in the past	0.3	0.3	2.5	2.8	1.3	
Regularly now	0.5	0.3	0.6	0.8	0.5	
N of Valid	372	332	323	252	1279	
N of Miss	45	28	60	23	156	

Table 138: How frequently have you used e-cigarettes, e-cigars, or e-hookahs?








Response	6	8	10	12	Total	
Not at all	98.6	98.2	93.1	88.0	95.0	
Less than 10 puffs per day	0.8	1.5	4.1	7.2	3.1	
10 to 50 puffs per day	0.0	0.3	1.9	2.8	1.1	
About one-half cartomiser per day	0.3	0.0	0.0	1.2	0.3	
About one cartomiser per day	0.0	0.0	0.3	0.0	0.1	
About one and one-half cartomisers per day	0.0	0.0	0.0	0.4	0.1	
Two cartomisers or more per day	0.3	0.0	0.6	0.4	0.3	
N of Valid	359	329	319	249	1256	
N of Miss	58	31	64	26	179	

Table 139: During this school year, were you taught in any of your classes about the dangers of tobacco use?






Response	6	8	10	12	Total	
Never	17.0	21.8	39.5	41.3	28.7	
Rarely	7.7	17.2	20.7	13.0	14.5	
Sometimes	20.0	19.9	20.1	23.1	20.6	
Often	27.9	22.1	12.4	13.8	19.7	
Almost always	27.4	19.0	7.3	8.9	16.5	
N of Valid	365	326	314	247	1252	
N of Miss	52	34	69	28	183	

Table 140: During the past 12 months, have you participated in any community activities to discourage people your age from using cigarettes, chewing tobacco, snuff, dip or cigars, e-cigarettes, e-cigars, or e-hookahs?






Response	6	8	10	12	Total	
Never	58.9	58.7	64.4	62.9	61.0	
Rarely	13.9	12.4	15.1	14.9	14.0	
Sometimes	12.2	14.0	9.9	9.3	11.5	
Often	8.3	8.7	6.4	8.1	7.9	
Almost always	6.7	6.2	4.2	4.8	5.6	
N of Valid	360	322	312	248	1242	
N of Miss	57	38	71	27	193	

Table 141: Think back over the last two weeks. How many times have you had five or more alcoholic drinks in a row?







Response	6	8	10	12	Total	
None	97.8	94.5	92.2	86.0	93.2	
Once	0.8	2.1	2.5	4.4	2.3	
Twice	1.1	0.3	3.1	5.2	2.2	
3-5 times	0.0	1.5	1.3	3.2	1.3	
6-9 times	0.0	0.6	0.3	0.4	0.3	
10 or more times	0.3	0.9	0.6	0.8	0.6	
N of Valid	367	328	319	250	1264	
N of Miss	50	32	64	25	171	

Table 142: During the past 30 days, how many times did you ride in a car or other vehicle driven by someone who had been drinking alcohol or using drugs to get high?






Response	6	8	10	12	Total	
0 times	88.5	85.4	82.1	79.1	84.2	
1 time	5.5	5.3	8.9	6.4	6.5	
2 or 3 times	2.7	5.0	3.8	8.8	4.8	
4 or 5 times	0.3	1.9	2.6	2.0	1.6	
6 or more times	3.0	2.5	2.6	3.6	2.9	
N of Valid	365	321	313	249	1248	
N of Miss	52	39	70	26	187	

Table 143: During the past 30 days, how many times did you drive a car or other vehicle when you had been drinking alcohol or using drugs to get high?







Response	6	8	10	12	Total	
I did not drive a car in the past 30 days	48.4	48.9	34.6	27.5	40.8	
0 times	49.3	48.9	59.9	64.8	55.0	
1 time	0.9	0.0	2.9	3.6	1.7	
2 or 3 times	0.6	0.9	1.3	1.2	1.0	
4 or 5 times	0.0	0.3	1.0	0.4	0.4	
6 or more times	0.9	0.9	0.3	2.4	1.1	
N of Valid	345	321	309	247	1222	
N of Miss	72	39	74	28	213	

Table 144: If you drank alcohol (not just a sip or taste) in the past year, how did you usually get it?













Response	6	8	10	12	Total	
I did not drink alcohol in the past year	92.3	84.9	72.8	65.0	80.1	
I bought it myself with a fake ID	0.3	0.3	0.3	0.0	0.2	
I bought it myself without a fake ID	0.0	0.0	1.0	0.4	0.3	
I got it from someone I know age 21 or older	0.6	4.3	6.8	14.8	5.9	
I got it from someone I know under age 21	0.6	0.6	3.6	2.9	1.8	
I got it from my brother or sister	0.3	0.3	1.9	1.2	0.9	
I got it from home with my parents' permission	1.7	0.9	2.6	4.1	2.2	
I got it from home without my parents' permission	0.8	2.2	1.6	0.4	1.3	
I got it from another relative	0.6	1.8	2.6	3.7	2.0	
A stranger bought it for me	0.0	0.0	0.6	0.0	0.2	
I took it from a store or shop	0.3	0.0	0.0	0.0	0.1	
Other	2.8	4.6	6.1	7.4	5.0	
N of Valid	362	325	309	243	1239	
N of Miss	55	35	74	32	196	

Table 145: If you drank alcohol (not just a sip or taste) in the past year, where did you usually drink it?











Response	6	8	10	12	Total	
I did not drink alcohol in the past year	92.7	87.0	75.5	69.2	82.3	
At my home	3.6	6.2	7.1	10.4	6.5	
At someone else's home	2.2	5.0	11.3	15.0	7.7	
At an open area like a park, beach, field, back road, woods, or a street corner	0.3	1.2	2.9	3.3	1.8	
At a sporting event or concert	0.6	0.3	0.0	0.8	0.4	
At a restaurant, bar, or a nightclub	0.3	0.0	0.3	0.0	0.2	
At an empty building or a construction site	0.0	0.0	0.6	0.0	0.2	
At a hotel/motel	0.0	0.0	1.0	0.0	0.2	
An a car	0.0	0.3	1.3	0.8	0.6	
At school	0.3	0.0	0.0	0.4	0.2	
N of Valid	357	322	310	240	1229	
N of Miss	60	38	73	35	206	

Table 146: How do you feel about someone your age having one or two drinks of an alcoholic beverage nearly every day?

Response	6	8	10	12	Total	
Neither approve nor disapprove	24.7	22.6	37.7	40.0	30.5	
Somewhat disapprove	5.9	10.4	17.7	15.5	12.0	
Strongly disapprove	53.7	51.9	32.6	28.6	42.9	
Don't know or can't say	15.7	15.1	11.9	15.9	14.6	
N of Valid	356	318	310	245	1229	
N of Miss	61	42	73	30	206	

Table 147: On how many occasions have you had alcoholic beverages (beer, wine or hard liquor) to drink in your lifetime - more than just a few sips?

Response	6	8	10	12	Total	
0	91.2	81.7	70.9	57.0	76.9	
1-2	6.0	8.7	11.5	11.6	9.2	
3-5	1.6	4.3	7.3	6.4	4.7	
6-9	0.5	1.5	2.9	8.0	2.9	
10-19	0.5	0.9	2.9	7.6	2.6	
20-39	0.0	0.9	2.6	3.6	1.6	
40	0.0	1.9	1.9	5.6	2.1	
N of Valid	365	323	313	249	1250	
N of Miss	52	37	70	26	185	

Table 148: On how many occasions have you drunk one of more drinks of an alcoholic beverage during the past 30 days?

Response	6	8	10	12	Total	
0	98.4	93.8	89.3	82.3	91.7	
1-2	1.6	3.1	7.5	9.3	5.0	
3-5	0.0	1.9	1.6	4.0	1.7	
6-9	0.0	0.6	0.6	2.0	0.7	
10-19	0.0	0.3	0.3	0.4	0.2	
20-39	0.0	0.0	0.3	0.4	0.2	
40	0.0	0.3	0.3	1.6	0.5	
N of Valid	366	324	308	248	1246	
N of Miss	51	36	75	27	189	

Table 149: On how many occasions have you used marijuana (grass, pot) or hashish (hash, hash oil) in your lifetime?


Response	6	8	10	12	Total	
0	98.6	95.0	85.1	73.9	89.4	
1-2	0.6	2.5	4.2	4.5	2.7	
3-5	0.3	0.3	2.3	5.3	1.8	
6-9	0.3	0.6	2.3	2.4	1.3	
10-19	0.3	0.0	1.6	1.6	0.8	
20-39	0.0	0.6	1.3	3.3	1.1	
40	0.0	0.9	3.2	9.0	2.8	
N of Valid	362	321	309	245	1237	
N of Miss	55	39	74	30	198	

Table 150: On how many occasions have you used marijuana (grass, pot) or hashish (hash, hash oil) during the past 30 days?


Response	6	8	10	12	Total	
0	99.4	97.8	94.5	86.1	95.1	
1-2	0.3	0.6	0.7	1.6	0.7	
3-5	0.0	0.6	1.6	3.3	1.2	
6-9	0.0	0.0	0.3	2.4	0.6	
10-19	0.3	0.6	1.3	1.2	0.8	
20-39	0.0	0.0	0.3	1.6	0.4	
40	0.0	0.3	1.3	3.7	1.1	
N of Valid	359	323	307	245	1234	
N of Miss	58	37	76	30	201	

Table 151: On how many occasions have you used LSD or other psychedelics in your lifetime?


Response	6	8	10	12	Total	
0	100.0	99.7	100.0	99.2	99.8	
1-2	0.0	0.3	0.0	0.0	0.1	
3-5	0.0	0.0	0.0	0.4	0.1	
6-9	0.0	0.0	0.0	0.0	0.0	
10-19	0.0	0.0	0.0	0.4	0.1	
20-39	0.0	0.0	0.0	0.0	0.0	
40	0.0	0.0	0.0	0.0	0.0	
N of Valid	354	316	314	243	1227	
N of Miss	63	44	69	32	208	

Table 152: On how many occasions have you used LSD or other psychedelics during the past 30 days?



Response	6	8	10	12	Total	
0	100.0	100.0	100.0	99.6	99.9	
1-2	0.0	0.0	0.0	0.4	0.1	
3-5	0.0	0.0	0.0	0.0	0.0	
6-9	0.0	0.0	0.0	0.0	0.0	
10-19	0.0	0.0	0.0	0.0	0.0	
20-39	0.0	0.0	0.0	0.0	0.0	
40	0.0	0.0	0.0	0.0	0.0	
N of Valid	354	320	312	243	1229	
N of Miss	63	40	71	32	206	

Table 153: On how many occasions have you used cocaine or crack in your lifetime?





Response	6	8	10	12	Total	
0	99.7	100.0	100.0	99.2	99.8	
1-2	0.3	0.0	0.0	0.0	0.1	
3-5	0.0	0.0	0.0	0.0	0.0	
6-9	0.0	0.0	0.0	0.0	0.0	
10-19	0.0	0.0	0.0	0.0	0.0	
20-39	0.0	0.0	0.0	0.4	0.1	
40	0.0	0.0	0.0	0.4	0.1	
N of Valid	358	321	313	244	1236	
N of Miss	59	39	70	31	199	

Table 154: On how many occasions have you used cocaine or crack during the past 30 days?




Response	6	8	10	12	Total	
0	100.0	100.0	100.0	99.2	99.8	
1-2	0.0	0.0	0.0	0.0	0.0	
3-5	0.0	0.0	0.0	0.4	0.1	
6-9	0.0	0.0	0.0	0.0	0.0	
10-19	0.0	0.0	0.0	0.4	0.1	
20-39	0.0	0.0	0.0	0.0	0.0	
40	0.0	0.0	0.0	0.0	0.0	
N of Valid	356	318	311	244	1229	
N of Miss	61	42	72	31	206	

Table 155: On how many occasions have you sniffed glue, breathed the contents of an aerosol spray can, or inhaled other gases or sprays, in order to get high in your lifetime?






Response	6	8	10	12	Total	
0	96.6	96.9	98.4	97.1	97.2	
1-2	1.4	1.9	0.6	2.0	1.5	
3-5	1.4	0.3	1.0	0.8	0.9	
6-9	0.6	0.3	0.0	0.0	0.2	
10-19	0.0	0.6	0.0	0.0	0.2	
20-39	0.0	0.0	0.0	0.0	0.0	
40	0.0	0.0	0.0	0.0	0.0	
N of Valid	357	318	313	245	1233	
N of Miss	60	42	70	30	202	

Table 156: On how many occasions have you sniffed glue, breathed the contents of an aerosol spray can, or inhaled other gases or sprays, in order to get high during the past 30 days?





Response	6	8	10	12	Total	
0	99.7	98.4	99.7	99.6	99.3	
1-2	0.0	1.3	0.3	0.4	0.5	
3-5	0.0	0.3	0.0	0.0	0.1	
6-9	0.0	0.0	0.0	0.0	0.0	
10-19	0.0	0.0	0.0	0.0	0.0	
20-39	0.0	0.0	0.0	0.0	0.0	
40	0.3	0.0	0.0	0.0	0.1	
N of Valid	354	316	312	242	1224	
N of Miss	63	44	71	33	211	

Table 157: On how many occasions have you used Daztrex in your lifetime?


Response	6	8	10	12	Total	
0	100.0	100.0	100.0	100.0	100.0	
1-2	0.0	0.0	0.0	0.0	0.0	
3-5	0.0	0.0	0.0	0.0	0.0	
6-9	0.0	0.0	0.0	0.0	0.0	
10-19	0.0	0.0	0.0	0.0	0.0	
20-39	0.0	0.0	0.0	0.0	0.0	
40	0.0	0.0	0.0	0.0	0.0	
N of Valid	343	320	312	242	1217	
N of Miss	74	40	71	33	218	

Table 158: On how many occasions have you used Daztrex during the past 30 days?


Response	6	8	10	12	Total	
0	100.0	100.0	100.0	100.0	100.0	
1-2	0.0	0.0	0.0	0.0	0.0	
3-5	0.0	0.0	0.0	0.0	0.0	
6-9	0.0	0.0	0.0	0.0	0.0	
10-19	0.0	0.0	0.0	0.0	0.0	
20-39	0.0	0.0	0.0	0.0	0.0	
40	0.0	0.0	0.0	0.0	0.0	
N of Valid	343	318	310	243	1214	
N of Miss	74	42	73	32	221	

Table 159: On how many occasions have you used synthetic marijuana (K2, spice) in your lifetime?






Response	6	8	10	12	Total	
0	99.4	99.1	99.0	99.6	99.3	
1-2	0.6	0.0	0.3	0.0	0.2	
3-5	0.0	0.6	0.6	0.0	0.3	
6-9	0.0	0.0	0.0	0.0	0.0	
10-19	0.0	0.0	0.0	0.0	0.0	
20-39	0.0	0.0	0.0	0.4	0.1	
40	0.0	0.3	0.0	0.0	0.1	
N of Valid	350	319	312	244	1225	
N of Miss	67	41	71	31	210	

Table 160: On how many occasions have you used synthetic marijuana (K2, spice) during the past 30 days?




Response	6	8	10	12	Total	
0	99.4	99.7	100.0	99.6	99.7	
1-2	0.6	0.0	0.0	0.4	0.2	
3-5	0.0	0.0	0.0	0.0	0.0	
6-9	0.0	0.0	0.0	0.0	0.0	
10-19	0.0	0.0	0.0	0.0	0.0	
20-39	0.0	0.0	0.0	0.0	0.0	
40	0.0	0.3	0.0	0.0	0.1	
N of Valid	350	319	309	241	1219	
N of Miss	67	41	74	34	216	

Table 161: On how many occasions have you used methamphetamines (meth, speed, crank, crystal meth) in your lifetime?




Response	6	8	10	12	Total	
0	99.4	100.0	100.0	99.6	99.8	
1-2	0.6	0.0	0.0	0.0	0.2	
3-5	0.0	0.0	0.0	0.0	0.0	
6-9	0.0	0.0	0.0	0.0	0.0	
10-19	0.0	0.0	0.0	0.0	0.0	
20-39	0.0	0.0	0.0	0.0	0.0	
40	0.0	0.0	0.0	0.4	0.1	
N of Valid	351	321	309	240	1221	
N of Miss	66	39	74	35	214	

Table 162: On how many occasions have you used methamphetamines (meth, speed, crank, crystal meth) in the past 30 days?




Response	6	8	10	12	Total	
0	99.7	100.0	100.0	99.6	99.8	
1-2	0.3	0.0	0.0	0.0	0.1	
3-5	0.0	0.0	0.0	0.0	0.0	
6-9	0.0	0.0	0.0	0.4	0.1	
10-19	0.0	0.0	0.0	0.0	0.0	
20-39	0.0	0.0	0.0	0.0	0.0	
40	0.0	0.0	0.0	0.0	0.0	
N of Valid	350	322	308	242	1222	
N of Miss	67	38	75	33	213	

Table 163: On how many occasions have you used other chemical products (bath salts, plant food, etc.) in your lifetime?






Response	6	8	10	12	Total	
0	98.9	98.1	100.0	100.0	99.2	
1-2	0.9	0.9	0.0	0.0	0.5	
3-5	0.0	0.0	0.0	0.0	0.0	
6-9	0.3	0.0	0.0	0.0	0.1	
10-19	0.0	0.0	0.0	0.0	0.0	
20-39	0.0	0.3	0.0	0.0	0.1	
40	0.0	0.6	0.0	0.0	0.2	
N of Valid	351	319	309	242	1221	
N of Miss	66	41	74	33	214	

Table 164: On how many occasions have you used other chemical products (bath salts, plant food, etc.) during the past 30 days?




Response	6	8	10	12	Total	
0	99.7	99.4	99.7	100.0	99.7	
1-2	0.3	0.3	0.3	0.0	0.2	
3-5	0.0	0.3	0.0	0.0	0.1	
6-9	0.0	0.0	0.0	0.0	0.0	
10-19	0.0	0.0	0.0	0.0	0.0	
20-39	0.0	0.0	0.0	0.0	0.0	
40	0.0	0.0	0.0	0.0	0.0	
N of Valid	354	319	307	240	1220	
N of Miss	63	41	76	35	215	

Table 165: On how many occasions have you used heroin or other opiates in your lifetime?



Response	6	8	10	12	Total	
0	100.0	100.0	99.7	100.0	99.9	
1-2	0.0	0.0	0.0	0.0	0.0	
3-5	0.0	0.0	0.3	0.0	0.1	
6-9	0.0	0.0	0.0	0.0	0.0	
10-19	0.0	0.0	0.0	0.0	0.0	
20-39	0.0	0.0	0.0	0.0	0.0	
40	0.0	0.0	0.0	0.0	0.0	
N of Valid	347	320	308	239	1214	
N of Miss	70	40	75	36	221	

Table 166: On how many occasions have you used heroin or other opiates during the past 30 days?


Response	6	8	10	12	Total	
0	100.0	100.0	100.0	100.0	100.0	
1-2	0.0	0.0	0.0	0.0	0.0	
3-5	0.0	0.0	0.0	0.0	0.0	
6-9	0.0	0.0	0.0	0.0	0.0	
10-19	0.0	0.0	0.0	0.0	0.0	
20-39	0.0	0.0	0.0	0.0	0.0	
40	0.0	0.0	0.0	0.0	0.0	
N of Valid	347	321	306	242	1216	
N of Miss	70	39	77	33	219	

Table 167: On how many occasions have you used MDMA ('X', 'E', or ecstasy) in your lifetime?





Response	6	8	10	12	Total	
0	99.7	100.0	99.7	98.3	99.5	
1-2	0.3	0.0	0.0	1.2	0.3	
3-5	0.0	0.0	0.3	0.0	0.1	
6-9	0.0	0.0	0.0	0.4	0.1	
10-19	0.0	0.0	0.0	0.0	0.0	
20-39	0.0	0.0	0.0	0.0	0.0	
40	0.0	0.0	0.0	0.0	0.0	
N of Valid	339	319	309	240	1207	
N of Miss	78	41	74	35	228	

Table 168: On how many occasions have you used MDMA ('X', 'E', or ecstasy) during the past 30 days?



Response	6	8	10	12	Total	
0	100.0	100.0	100.0	99.6	99.9	
1-2	0.0	0.0	0.0	0.0	0.0	
3-5	0.0	0.0	0.0	0.4	0.1	
6-9	0.0	0.0	0.0	0.0	0.0	
10-19	0.0	0.0	0.0	0.0	0.0	
20-39	0.0	0.0	0.0	0.0	0.0	
40	0.0	0.0	0.0	0.0	0.0	
N of Valid	342	320	308	242	1212	
N of Miss	75	40	75	33	223	

Table 169: On how many occasions have you taken prescription drugs (such as Valium, Xanax, Ritalin, Adderall, OxyContin, Darvocet, or sleeping pills) not prescribed to you in your lifetime?








Response	6	8	10	12	Total	
0	96.9	94.7	91.6	92.6	94.1	
1-2	2.3	3.4	3.6	2.5	3.0	
3-5	0.3	1.2	1.0	0.4	0.7	
6-9	0.0	0.0	1.0	1.7	0.6	
10-19	0.6	0.3	1.6	0.4	0.7	
20-39	0.0	0.3	0.3	1.2	0.4	
40	0.0	0.0	1.0	1.2	0.5	
N of Valid	350	320	308	242	1220	
N of Miss	67	40	75	33	215	

Table 170: On how many occasions have you taken prescription drugs (such as Valium, Xanax, Ritalin, Adderall, OxyContin, Darvocet, or sleeping pills) not prescribed to you during the past 30 days?







Response	6	8	10	12	Total	
0	98.5	97.8	96.4	95.4	97.2	
1-2	1.2	1.2	1.6	2.1	1.5	
3-5	0.0	0.9	1.3	0.4	0.7	
6-9	0.0	0.0	0.3	1.7	0.4	
10-19	0.3	0.0	0.0	0.0	0.1	
20-39	0.0	0.0	0.0	0.0	0.0	
40	0.0	0.0	0.3	0.4	0.2	
N of Valid	340	322	308	240	1210	
N of Miss	77	38	75	35	225	

Table 171: On how many occasions have you taken non-prescription medicines such as diet pills (for example, Dietac, Dexatrim or Prolamine), stay-awake pills (for example No-Doz, Vivarin, or Wake), or cough or cold medicines (robos, DXM, etc.) to get high in your lifetime?


Response	6	8	10	12	Total	
0	98.9	98.1	97.7	97.1	98.0	
1-2	0.9	0.9	0.6	0.8	0.8	
3-5	0.0	0.3	0.3	0.8	0.3	
6-9	0.0	0.3	0.6	0.4	0.3	
10-19	0.0	0.0	0.3	0.4	0.2	
20-39	0.0	0.3	0.0	0.4	0.2	
40	0.3	0.0	0.3	0.0	0.2	
N of Valid	349	321	308	241	1219	
N of Miss	68	39	75	34	216	

Table 172: On how many occasions have you taken non-prescription medicines such as diet pills (for example, Dietac, Dexatrim or Prolamine), stay-awake pills (for example No-Doz, Vivarin, or Wake), or cough or cold medicines (robos, DXM, etc.) to get high during the past 30 days?


Response	6	8	10	12	Total	
0	99.4	98.7	98.7	99.2	99.0	
1-2	0.0	0.9	0.3	0.4	0.4	
3-5	0.3	0.3	0.7	0.0	0.3	
6-9	0.0	0.0	0.3	0.4	0.2	
10-19	0.0	0.0	0.0	0.0	0.0	
20-39	0.0	0.0	0.0	0.0	0.0	
40	0.3	0.0	0.0	0.0	0.1	
N of Valid	349	319	306	241	1215	
N of Miss	68	41	77	34	220	

Table 173: On how many occasions have you been drunk or very high from drinking alcoholic beverages during the past 30 days?


Response	6	8	10	12	Total	
0	99.1	97.8	94.2	88.8	95.5	
1-2	0.6	1.2	3.2	5.0	2.3	
3-5	0.0	0.3	1.9	2.9	1.1	
6-9	0.0	0.0	0.0	1.2	0.2	
10-19	0.3	0.6	0.3	0.4	0.4	
20-39	0.0	0.0	0.3	0.8	0.2	
40	0.0	0.0	0.0	0.8	0.2	
N of Valid	350	321	308	241	1220	
N of Miss	67	39	75	34	215	

Table 174: On how many occasions have you drunk flavored alcoholic beverages, sometimes called 'alcopops' (like Mike's Hard Lemonade, Smirnoff Ice, Bacardi Breezers, etc.) in your lifetime?


Response	6	8	10	12	Total	
0	96.9	91.0	85.7	73.9	88.0	
1-2	1.7	4.0	5.8	6.2	4.2	
3-5	1.1	1.9	3.2	7.1	3.0	
6-9	0.0	1.2	1.3	5.8	1.8	
10-19	0.3	0.9	2.3	3.7	1.6	
20-39	0.0	0.6	0.6	1.7	0.7	
40	0.0	0.3	1.0	1.7	0.7	
N of Valid	355	321	308	241	1225	
N of Miss	62	39	75	34	210	

Table 175: On how many occasions have you drunk flavored alcoholic beverages, sometimes called 'alcopops' (like Mike's Hard Lemonade, Smirnoff Ice, Bacardi Breezers, etc.) during the past 30 days?







Response	6	8	10	12	Total	
0	99.1	95.9	93.9	90.5	95.2	
1-2	0.6	3.2	3.9	4.6	2.9	
3-5	0.0	0.6	1.6	2.9	1.2	
6-9	0.0	0.3	0.0	0.8	0.2	
10-19	0.3	0.0	0.6	0.0	0.2	
20-39	0.0	0.0	0.0	0.0	0.0	
40	0.0	0.0	0.0	1.2	0.2	
N of Valid	351	316	309	241	1217	
N of Miss	66	44	74	34	218	

Table 176: If you used prescription drugs or over the counter drugs without a doctor telling you to use it or for the purpose of getting high, where did you get these drugs? - Did not use



Response	6	8	10	12	Total	
No	21.1	14.7	26.1	20.0	20.6	
Yes	78.9	85.3	73.9	80.0	79.4	
N of Valid	417	360	383	275	1435	
N of Miss	0	0	0	0	0	

Table 177: If you used prescription drugs or over the counter drugs without a doctor telling you to use it or for the purpose of getting high, where did you get these drugs? - Bought or took from store or shop



Response	6	8	10	12	Total	
No	99.5	99.7	99.5	99.6	99.6	
Yes	0.5	0.3	0.5	0.4	0.4	
N of Valid	417	360	383	275	1435	
N of Miss	0	0	0	0	0	

Table 178: If you used prescription drugs or over the counter drugs without a doctor telling you to use it or for the purpose of getting high, where did you get these drugs? -
Got from parents with permission



Response	6	8	10	12	Total	
No	97.4	98.9	99.2	99.3	98.6	
Yes	2.6	1.1	0.8	0.7	1.4	
N of Valid	417	360	383	275	1435	
N of Miss	0	0	0	0	0	

Table 179: If you used prescription drugs or over the counter drugs without a doctor telling you to use it or for the purpose of getting high, where did you get these drugs? -
Got from home without permission



Response	6	8	10	12	Total	
No	100.0	99.4	99.5	99.3	99.6	
Yes	0.0	0.6	0.5	0.7	0.4	
N of Valid	417	360	383	275	1435	
N of Miss	0	0	0	0	0	

Table 180: If you used prescription drugs or over the counter drugs without a doctor telling you to use it or for the purpose of getting high, where did you get these drugs? -
Got from relative with permission



Response	6	8	10	12	Total	
No	99.8	99.7	99.2	98.9	99.4	
Yes	0.2	0.3	0.8	1.1	0.6	
N of Valid	417	360	383	275	1435	
N of Miss	0	0	0	0	0	

Table 181: If you used prescription drugs or over the counter drugs without a doctor telling you to use it or for the purpose of getting high, where did you get these drugs? -
Got from relative without permission



Response	6	8	10	12	Total	
No	100.0	99.7	100.0	100.0	99.9	
Yes	0.0	0.3	0.0	0.0	0.1	
N of Valid	417	360	383	275	1435	
N of Miss	0	0	0	0	0	

Table 182: If you used prescription drugs or over the counter drugs without a doctor telling you to use it or for the purpose of getting high, where did you get these drugs? -
Got from friend's home with permission



Response	6	8	10	12	Total	
No	100.0	100.0	99.7	98.9	99.7	
Yes	0.0	0.0	0.3	1.1	0.3	
N of Valid	417	360	383	275	1435	
N of Miss	0	0	0	0	0	

Table 183: If you used prescription drugs or over the counter drugs without a doctor telling you to use it or for the purpose of getting high, where did you get these drugs? -
Got from friend's home without permission


Response	6	8	10	12	Total	
No	100.0	100.0	100.0	100.0	100.0	
Yes	0.0	0.0	0.0	0.0	0.0	
N of Valid	417	360	383	275	1435	
N of Miss	0	0	0	0	0	

Table 184: If you used prescription drugs or over the counter drugs without a doctor telling you to use it or for the purpose of getting high, where did you get these drugs? -
Got from friend at school



Response	6	8	10	12	Total	
No	100.0	100.0	99.5	99.6	99.8	
Yes	0.0	0.0	0.5	0.4	0.2	
N of Valid	417	360	383	275	1435	
N of Miss	0	0	0	0	0	

Table 185: If you used prescription drugs or over the counter drugs without a doctor telling you to use it or for the purpose of getting high, where did you get these drugs? -
Got from friend at party



Response	6	8	10	12	Total	
No	99.8	100.0	99.7	100.0	99.9	
Yes	0.2	0.0	0.3	0.0	0.1	
N of Valid	417	360	383	275	1435	
N of Miss	0	0	0	0	0	

Table 186: If you used prescription drugs or over the counter drugs without a doctor telling you to use it or for the purpose of getting high, where did you get these drugs? -
Got from friend, elsewhere



Response	6	8	10	12	Total	
No	99.8	99.7	98.4	98.2	99.1	
Yes	0.2	0.3	1.6	1.8	0.9	
N of Valid	417	360	383	275	1435	
N of Miss	0	0	0	0	0	

Table 187: If you used prescription drugs or over the counter drugs without a doctor telling you to use it or for the purpose of getting high, where did you get these drugs? -
Got from internet sale



Response	6	8	10	12	Total	
No	99.3	99.7	100.0	100.0	99.7	
Yes	0.7	0.3	0.0	0.0	0.3	
N of Valid	417	360	383	275	1435	
N of Miss	0	0	0	0	0	

Table 188: During the last month, about how many marijuana cigarettes, or the equivalent, did you smoke a day, on the average?







Response	6	8	10	12	Total	
None	98.3	96.9	92.1	88.8	94.5	
Less than 1 a day	0.3	1.9	3.0	2.5	1.8	
1 a day	0.3	0.3	0.7	2.5	0.8	
2-3 a day	0.6	0.6	2.6	5.0	2.0	
4-6 a day	0.3	0.3	0.7	1.2	0.6	
7-10 a day	0.0	0.0	0.0	0.0	0.0	
11 or more a day	0.3	0.0	1.0	0.0	0.3	
N of Valid	352	322	303	240	1217	
N of Miss	65	38	80	35	218	

Table 189: How wrong do your friends feel it would be for YOU to: have one or two drinks of an alcoholic beverage nearly every day?





Response	6	8	10	12	Total	
Very wrong	80.5	69.3	57.0	52.5	66.1	
Wrong	11.6	17.3	24.0	20.4	18.0	
A little bit wrong	3.5	9.0	8.3	11.2	7.7	
Not at all wrong	4.4	4.3	10.7	15.8	8.2	
N of Valid	344	323	300	240	1207	
N of Miss	73	37	83	35	228	

Table 190: How wrong do your friends feel it would be for YOU to: smoke tobacco?





Response	6	8	10	12	Total	
Very wrong	84.8	79.2	67.4	59.7	74.0	
Wrong	9.1	11.2	16.9	17.2	13.2	
A little bit wrong	3.5	4.3	9.6	8.0	6.2	
Not at all wrong	2.6	5.3	6.0	15.1	6.7	
N of Valid	342	322	301	238	1203	
N of Miss	75	38	82	37	232	

Table 191: How wrong do your friends feel it would be for YOU to: smoke marijuana?





Response	6	8	10	12	Total	
Very wrong	87.4	80.2	56.3	51.5	70.6	
Wrong	6.2	10.8	13.0	14.3	10.7	
A little bit wrong	2.6	2.8	15.3	12.2	7.7	
Not at all wrong	3.8	6.2	15.3	21.9	10.9	
N of Valid	341	323	300	237	1201	
N of Miss	76	37	83	38	234	

Table 192: How wrong do your friends feel it would be for YOU to: use prescription drugs not prescribed to you?





Response	6	8	10	12	Total	
Very wrong	86.4	77.6	71.0	68.1	76.6	
Wrong	6.9	12.1	15.3	17.2	12.4	
A little bit wrong	3.8	5.6	8.0	6.7	5.9	
Not at all wrong	2.9	4.7	5.7	8.0	5.1	
N of Valid	346	321	300	238	1205	
N of Miss	71	39	83	37	230	

Table 193: How wrong would most adults (over 21) in your neighborhood think it is for kids your age: to use marijuana?





Response	6	8	10	12	Total	
Very wrong	87.6	81.6	65.4	62.4	75.6	
Wrong	6.3	9.7	15.4	14.3	11.0	
A little bit wrong	4.0	4.7	10.1	12.2	7.3	
Not at all wrong	2.0	4.0	9.1	11.0	6.1	
N of Valid	348	321	298	237	1204	
N of Miss	69	39	85	38	231	

Table 194: How wrong would most adults (over 21) in your neighborhood think it is for kids your age: to drink alcohol?





Response	6	8	10	12	Total	
Very wrong	82.5	72.8	64.9	59.1	70.9	
Wrong	10.5	15.0	17.7	17.0	14.8	
A little bit wrong	4.1	7.5	10.0	14.0	8.4	
Not at all wrong	2.9	4.7	7.4	9.8	5.8	
N of Valid	343	320	299	235	1197	
N of Miss	74	40	84	40	238	

Table 195: How wrong would most adults (over 21) in your neighborhood think it is for kids your age: to smoke cigarettes?


Response	6	8	10	12	Total	
Very wrong	83.1	78.0	72.1	62.0	74.8	
Wrong	9.8	11.2	13.1	17.5	12.5	
A little bit wrong	3.0	5.6	8.4	10.7	6.5	
Not at all wrong	4.1	5.3	6.4	9.8	6.1	
N of Valid	338	322	298	234	1192	
N of Miss	79	38	85	41	243	

Table 196: How much do each of the following statements describe your neighborhood? crime and/or drug selling


Response	6	8	10	12	Total	
NO!	72.4	65.8	60.5	54.9	64.2	
no	10.9	17.2	21.3	20.0	17.0	
yes	10.9	12.5	12.8	17.0	13.0	
YES!	5.9	4.4	5.4	8.1	5.8	
N of Valid	340	319	296	235	1190	
N of Miss	77	41	87	40	245	

Table 197: How much do each of the following statements describe your neighborhood? fights

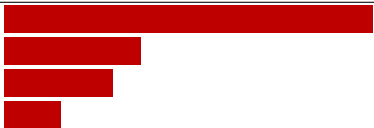
Response	6	8	10	12	Total	
NO!	61.9	58.5	55.6	56.0	58.3	
no	16.2	20.4	21.2	22.4	19.8	
yes	13.6	15.7	16.5	15.5	15.3	
YES!	8.3	5.3	6.7	6.0	6.7	
N of Valid	339	318	297	232	1186	
N of Miss	78	42	86	43	249	

Table 198: How much do each of the following statements describe your neighborhood? lots of empty or abandoned buildings

Response	6	8	10	12	Total	
NO!	68.0	62.3	58.2	56.0	61.7	
no	20.7	23.7	22.3	21.6	22.1	
yes	7.1	9.3	13.7	14.2	10.7	
YES!	4.1	4.7	5.8	8.2	5.5	
N of Valid	338	321	292	232	1183	
N of Miss	79	39	91	43	252	

Table 199: How much do each of the following statements describe your neighborhood? lots of graffiti

Response	6	8	10	12	Total	
NO!	78.4	73.1	65.6	66.4	71.4	
no	14.9	21.2	26.8	28.4	22.3	
yes	3.6	3.8	4.5	3.0	3.8	
YES!	3.0	1.9	3.1	2.2	2.6	
N of Valid	329	316	291	232	1168	
N of Miss	88	44	92	43	267	

Table 200: I feel safe in my neighborhood.

Response	6	8	10	12	Total	
NO!	12.2	10.9	16.0	17.0	13.8	
no	8.0	11.2	9.6	12.8	10.2	
yes	31.2	28.7	34.5	31.1	31.3	
YES!	48.5	49.1	39.9	39.1	44.7	
N of Valid	336	320	293	235	1184	
N of Miss	81	40	90	40	251	

Table 201: If a kid smoked marijuana in your neighborhood would he or she be caught by the police?

Response	6	8	10	12	Total	
NO!	16.8	17.4	32.5	32.2	23.9	
no	17.9	27.7	38.4	43.0	30.5	
yes	30.3	30.3	19.2	13.9	24.3	
YES!	35.0	24.5	9.9	10.9	21.2	
N of Valid	340	310	292	230	1172	
N of Miss	77	50	91	45	263	

Table 202: If a kid drank some beer, wine or hard liquor (for example, vodka, whiskey, or gin) in your neighborhood would he or she be caught by the police?

Response	6	8	10	12	Total	
NO!	19.6	21.0	35.4	33.5	26.7	
no	21.7	34.0	38.2	46.1	33.9	
yes	28.3	25.9	18.1	11.7	21.8	
YES!	30.4	19.1	8.3	8.7	17.6	
N of Valid	336	309	288	230	1163	
N of Miss	81	51	95	45	272	

Table 203: If a kid carried a handgun in your neighborhood would he or she be caught by the police?

Response	6	8	10	12	Total	
NO!	14.3	18.1	29.1	29.4	22.0	
no	11.6	20.4	27.4	33.3	22.2	
yes	27.8	30.7	26.4	21.1	26.9	
YES!	46.3	30.7	17.1	16.2	29.0	
N of Valid	335	309	292	228	1164	
N of Miss	82	51	91	47	271	

Table 204: If you wanted to get some cigarettes, how easy would it be for you to get some?





Response	6	8	10	12	Total	
Very hard	73.2	67.7	50.4	30.6	57.6	
Sort of hard	6.7	10.3	13.8	8.3	9.7	
Sort of easy	9.8	11.6	16.7	16.2	13.2	
Very easy	10.4	10.3	19.1	45.0	19.4	
N of Valid	328	310	282	229	1149	
N of Miss	89	50	101	46	286	

Table 205: If you wanted to get some beer, wine or hard liquor (for example, vodka, whiskey, or gin), how easy would it be for you to get some?





Response	6	8	10	12	Total	
Very hard	76.5	61.2	44.8	31.6	55.6	
Sort of hard	7.3	16.2	14.0	11.8	12.2	
Sort of easy	7.6	12.0	17.9	21.5	14.1	
Very easy	8.6	10.7	23.3	35.1	18.0	
N of Valid	327	309	279	228	1143	
N of Miss	90	51	104	47	292	

Table 206: If you wanted to get a drug like cocaine, LSD, or amphetamines, how easy would it be for you to get some?





Response	6	8	10	12	Total	
Very hard	89.9	88.1	75.9	61.1	80.2	
Sort of hard	5.2	6.5	11.5	18.3	9.7	
Sort of easy	1.8	2.3	7.2	9.6	4.8	
Very easy	3.1	3.2	5.4	10.9	5.2	
N of Valid	326	310	278	229	1143	
N of Miss	91	50	105	46	292	

Table 207: If you wanted to get a handgun, how easy would it be for you to get one?


Response	6	8	10	12	Total	
Very hard	75.2	69.4	59.9	53.3	65.5	
Sort of hard	11.3	13.2	14.1	13.1	12.9	
Sort of easy	6.1	8.1	11.2	13.1	9.3	
Very easy	7.4	9.4	14.8	20.5	12.3	
N of Valid	326	310	277	229	1142	
N of Miss	91	50	106	46	293	

Table 208: If you wanted to get some marijuana, how easy would it be for you to get some?


Response	6	8	10	12	Total	
Very hard	87.3	80.5	54.0	38.8	67.6	
Sort of hard	3.7	6.2	9.7	8.8	6.9	
Sort of easy	3.7	5.5	12.2	15.9	8.7	
Very easy	5.3	7.8	24.1	36.6	16.8	
N of Valid	323	308	278	227	1136	
N of Miss	94	52	105	48	299	

Table 209: If you wanted to get prescription drugs for the purpose of getting high, how easy would it be for you to get some?


Response	6	8	10	12	Total	
Very hard	81.1	77.8	57.9	46.1	67.5	
Sort of hard	8.4	7.4	13.7	13.2	10.4	
Sort of easy	5.9	7.1	14.0	16.2	10.3	
Very easy	4.6	7.7	14.4	24.6	11.8	
N of Valid	323	311	278	228	1140	
N of Miss	94	49	105	47	295	

Table 210: If you wanted to get synthetic marijuana such as K2 or chemical products such as bath salts to get high, how easy would it be for you to get some?


Response	6	8	10	12	Total	
Very hard	91.4	89.9	75.1	63.3	81.4	
Sort of hard	4.3	4.6	12.1	16.2	8.7	
Sort of easy	1.2	1.0	6.4	7.9	3.8	
Very easy	3.1	4.6	6.4	12.7	6.2	
N of Valid	327	307	281	229	1144	
N of Miss	90	53	102	46	291	

Table 211: If you wanted to get steroids to use or to enhance athletic performance, how easy would it be for you to get some?


Response	6	8	10	12	Total	
Very hard	90.9	87.2	73.4	61.6	79.7	
Sort of hard	5.5	7.2	14.4	16.6	10.4	
Sort of easy	1.2	2.3	7.9	9.2	4.7	
Very easy	2.4	3.3	4.3	12.7	5.2	
N of Valid	328	305	278	229	1140	
N of Miss	89	55	105	46	295	

Table 212: If you wanted to get e-cigarettes, e-cigars, or e-hookahs, how easy would it be for you to get some?


Response	6	8	10	12	Total	
Very hard	85.8	83.0	63.9	46.5	71.8	
Sort of hard	4.6	7.2	15.4	11.4	9.3	
Sort of easy	3.4	4.3	7.1	14.9	6.9	
Very easy	6.2	5.6	13.6	27.2	12.0	
N of Valid	325	305	280	228	1138	
N of Miss	92	55	103	47	297	

Table 213: During the past 12 months, have you participated in any alcohol prevention programs or seen any alcohol prevention messages in your school or community? Yes, a school-based program focused on preventing underage drinking and/or drinking and driving.



Response	6	8	10	12	Total	
No	69.8	66.4	78.6	72.7	71.8	
Yes	30.2	33.6	21.4	27.3	28.2	
N of Valid	417	360	383	275	1435	
N of Miss	0	0	0	0	0	

Table 214: During the past 12 months, have you participated in any alcohol prevention programs or seen any alcohol prevention messages in your school or community? Yes, a community-based program focused on preventing underage drinking and/or drinking and driving (for example, through your church or temple or through youth groups like Boys and Girls Club or 4-H).



Response	6	8	10	12	Total	
No	93.0	92.2	94.5	97.1	94.0	
Yes	7.0	7.8	5.5	2.9	6.0	
N of Valid	417	360	383	275	1435	
N of Miss	0	0	0	0	0	

Table 215: During the past 12 months, have you participated in any alcohol prevention programs or seen any alcohol prevention messages in your school or community? Yes, a media campaign addressing underage drinking and/or drinking and driving (for example, newspaper ads, posters, pamphlets, radio, TV).



Response	6	8	10	12	Total	
No	93.8	92.8	96.3	96.0	94.6	
Yes	6.2	7.2	3.7	4.0	5.4	
N of Valid	417	360	383	275	1435	
N of Miss	0	0	0	0	0	

Table 216: During the past 12 months, have you participated in any alcohol prevention programs or seen any alcohol prevention messages in your school or community? No



Response	6	8	10	12	Total	
No	58.8	54.4	53.5	46.9	54.0	
Yes	41.2	45.6	46.5	53.1	46.0	
N of Valid	417	360	383	275	1435	
N of Miss	0	0	0	0	0	

Table 217: How wrong do your parents feel it would be for YOU to: have one or two drinks of an alcoholic beverage nearly every day?





Response	6	8	10	12	Total	
Very wrong	91.3	89.5	87.5	76.1	86.8	
Wrong	6.0	7.6	6.8	12.4	7.9	
A little bit wrong	1.2	1.9	3.2	9.4	3.5	
Not at all wrong	1.5	1.0	2.5	2.1	1.7	
N of Valid	334	315	279	234	1162	
N of Miss	83	45	104	41	273	

Table 218: How wrong do your parents feel it would be for YOU to: smoke tobacco?





Response	6	8	10	12	Total	
Very wrong	92.5	93.9	88.2	81.2	89.6	
Wrong	5.1	2.9	7.5	10.3	6.1	
A little bit wrong	0.9	1.6	3.2	6.4	2.8	
Not at all wrong	1.5	1.6	1.1	2.1	1.6	
N of Valid	332	313	280	234	1159	
N of Miss	85	47	103	41	276	

Table 219: How wrong do your parents feel it would be for YOU to: smoke marijuana?





Response	6	8	10	12	Total	
Very wrong	93.8	94.9	83.9	81.0	89.1	
Wrong	4.3	2.9	7.5	9.1	5.7	
A little bit wrong	0.3	1.6	5.7	6.1	3.1	
Not at all wrong	1.5	0.6	2.9	3.9	2.1	
N of Valid	323	313	279	231	1146	
N of Miss	94	47	104	44	289	

Table 220: How wrong do your parents feel it would be for YOU to: use prescription drugs not prescribed to you?





Response	6	8	10	12	Total	
Very wrong	94.6	91.7	89.3	85.3	90.7	
Wrong	2.7	4.8	5.7	9.1	5.3	
A little bit wrong	1.5	1.9	2.1	3.9	2.2	
Not at all wrong	1.2	1.6	2.9	1.7	1.8	
N of Valid	332	312	280	232	1156	
N of Miss	85	48	103	43	279	

Table 221: How wrong do your parents feel it would be for YOU to: steal something worth more than \$5?





Response	6	8	10	12	Total	
Very wrong	84.6	89.1	89.3	87.6	87.6	
Wrong	11.4	8.0	7.5	9.4	9.2	
A little bit wrong	1.8	2.2	1.8	2.1	2.0	
Not at all wrong	2.1	0.6	1.4	0.9	1.3	
N of Valid	332	312	280	233	1157	
N of Miss	85	48	103	42	278	

Table 222: How wrong do your parents feel it would be for YOU to: draw graffiti, write things, or draw pictures on buildings or other property (without the owner's permission)?





Response	6	8	10	12	Total	
Very wrong	88.2	89.7	88.5	87.6	88.6	
Wrong	7.3	7.7	7.5	9.9	8.0	
A little bit wrong	2.4	1.9	2.9	1.7	2.3	
Not at all wrong	2.1	0.6	1.1	0.9	1.2	
N of Valid	331	312	279	233	1155	
N of Miss	86	48	104	42	280	

Table 223: How wrong do your parents feel it would be for YOU to: pick a fight with someone?





Response	6	8	10	12	Total	
Very wrong	73.2	74.0	73.9	72.8	73.5	
Wrong	13.9	16.0	13.9	16.4	15.0	
A little bit wrong	9.9	7.7	8.6	8.2	8.7	
Not at all wrong	3.0	2.2	3.6	2.6	2.9	
N of Valid	332	312	280	232	1156	
N of Miss	85	48	103	43	279	

Table 224: During the past 12 months, have you talked with at least one of your parents about the dangers of underage drinking and/or drinking and driving? By parents, we mean either your biological parents, adoptive parents, stepparents, or adult guardians - whether or not they live with you.



Response	6	8	10	12	Total	
No	44.1	49.7	56.6	57.1	51.3	
Yes	55.9	50.3	43.4	42.9	48.7	
N of Valid	315	302	274	224	1115	
N of Miss	102	58	109	51	320	

Table 225: The rules in my family are clear.





Response	6	8	10	12	Total	
NO!	7.8	3.9	6.9	8.7	6.7	
no	4.2	5.8	9.7	5.7	6.3	
yes	23.4	33.5	38.3	42.6	33.6	
YES!	64.6	56.8	45.1	43.0	53.5	
N of Valid	333	310	277	230	1150	
N of Miss	84	50	106	45	285	

Table 226: People in my family have serious arguments about the same things, and often insult or yell at each other.





Response	6	8	10	12	Total	
NO!	47.9	27.1	27.8	27.0	33.2	
no	27.7	38.1	39.7	39.6	35.8	
yes	16.2	22.9	20.6	22.2	20.3	
YES!	8.2	11.9	11.9	11.3	10.7	
N of Valid	328	310	277	230	1145	
N of Miss	89	50	106	45	290	

Table 227: When I am not at home, one of my parents knows where I am and who I am with.





Response	6	8	10	12	Total	
NO!	6.0	4.2	6.1	10.9	6.5	
no	3.9	4.2	6.1	4.3	4.6	
yes	23.6	29.1	36.9	40.9	31.8	
YES!	66.5	62.5	50.9	43.9	57.1	
N of Valid	331	309	279	230	1149	
N of Miss	86	51	104	45	286	

Table 228: My family has clear rules about alcohol and drug use.





Response	6	8	10	12	Total	
NO!	8.9	3.3	8.6	11.7	7.9	
no	5.8	6.2	6.1	5.2	5.9	
yes	16.0	24.7	35.3	39.6	27.8	
YES!	69.3	65.8	50.0	43.5	58.4	
N of Valid	326	304	278	230	1138	
N of Miss	91	56	105	45	297	

Table 229: If you skipped school would you be caught by your parents?





Response	6	8	10	12	Total	
NO!	9.2	5.2	8.3	15.3	9.1	
no	4.9	7.5	13.7	18.3	10.4	
yes	17.4	23.5	28.5	32.3	24.8	
YES!	68.5	63.7	49.5	34.1	55.7	
N of Valid	327	306	277	229	1139	
N of Miss	90	54	106	46	296	

Table 230: My parents ask if I've gotten my homework done.





Response	6	8	10	12	Total	
NO!	8.6	6.9	13.0	14.8	10.5	
no	5.5	10.8	17.0	21.7	13.0	
yes	23.4	27.8	28.9	34.8	28.2	
YES!	62.5	54.6	41.2	28.7	48.3	
N of Valid	325	306	277	230	1138	
N of Miss	92	54	106	45	297	

Table 231: Would your parents know if you did not come home on time?





Response	6	8	10	12	Total	
NO!	5.9	4.6	8.6	10.5	7.1	
no	5.3	6.6	10.1	11.8	8.1	
yes	19.5	23.9	30.6	38.2	27.2	
YES!	69.3	64.9	50.7	39.5	57.6	
N of Valid	323	305	278	228	1134	
N of Miss	94	55	105	47	301	

Table 232: Do you know how to properly dispose of leftover prescription drugs?



Response	6	8	10	12	Total	
No	75.2	69.3	70.4	57.0	68.8	
Yes	24.8	30.7	29.6	43.0	31.2	
N of Valid	307	300	270	221	1098	
N of Miss	110	60	113	54	337	

Table 233: Have any of your brothers or sisters ever: drunk beer, wine or hard liquor (for example, vodka, whiskey or gin)?




Response	6	8	10	12	Total	
No	80.3	62.3	54.8	54.8	64.1	
Yes	15.4	33.9	42.6	43.4	32.6	
I don't have any brothers or sisters	4.3	3.9	2.6	1.8	3.3	
N of Valid	325	310	272	228	1135	
N of Miss	92	50	111	47	300	

Table 234: Have any of your brothers or sisters ever: smoked marijuana?




Response	6	8	10	12	Total	
No	89.9	80.1	69.2	67.0	77.6	
Yes	5.7	16.0	27.1	30.4	18.7	
I don't have any brothers or sisters	4.4	3.9	3.7	2.6	3.7	
N of Valid	317	307	273	230	1127	
N of Miss	100	53	110	45	308	

Table 235: Have any of your brothers or sisters ever: smoked cigarettes?




Response	6	8	10	12	Total	
No	81.0	73.9	69.9	67.0	73.5	
Yes	14.6	22.1	26.5	30.4	22.8	
I don't have any brothers or sisters	4.4	3.9	3.7	2.6	3.7	
N of Valid	316	307	272	230	1125	
N of Miss	101	53	111	45	310	

Table 236: Have any of your brothers or sisters ever: taken a handgun to school?




Response	6	8	10	12	Total	
No	93.6	94.1	92.7	95.6	93.9	
Yes	1.6	2.0	3.3	1.8	2.1	
I don't have any brothers or sisters	4.8	3.9	4.0	2.6	3.9	
N of Valid	313	305	273	228	1119	
N of Miss	104	55	110	47	316	

Table 237: Have any of your brothers or sisters ever: been suspended or expelled from school?




Response	6	8	10	12	Total	
No	75.8	67.2	67.3	68.0	69.8	
Yes	19.7	28.5	29.4	29.4	26.5	
I don't have any brothers or sisters	4.5	4.3	3.3	2.6	3.8	
N of Valid	314	305	269	231	1119	
N of Miss	103	55	114	44	316	

Table 238: Have any of your brothers or sisters ever: used e-cigarettes, e-cigars or e-hookahs?




Response	6	8	10	12	Total	
No	88.9	83.6	80.5	77.8	83.1	
Yes	6.6	12.1	16.2	19.6	13.1	
I don't have any brothers or sisters	4.6	4.3	3.3	2.6	3.8	
N of Valid	305	305	272	230	1112	
N of Miss	112	55	111	45	323	

Table 239: Have any of your brothers or sisters ever: used prescription drugs not prescribed to him/her?




Response	6	8	10	12	Total	
No	92.3	86.8	83.9	84.1	87.1	
Yes	3.2	9.3	13.2	13.2	9.3	
I don't have any brothers or sisters	4.5	4.0	2.9	2.6	3.6	
N of Valid	311	302	273	227	1113	
N of Miss	106	58	110	48	322	

Table 240: Have you changed homes in the past year (the last 12 months)?



Response	6	8	10	12	Total	
No	68.4	71.1	73.1	76.1	71.8	
Yes	31.6	28.9	26.9	23.9	28.2	
N of Valid	326	308	275	234	1143	
N of Miss	91	52	108	41	292	

Table 241: How many times have you changed homes since kindergarten?






Response	6	8	10	12	Total	
Never	36.3	32.5	32.1	36.9	34.4	
1 or 2 times	31.5	31.8	25.3	27.9	29.3	
3 or 4 times	15.0	19.7	23.8	16.3	18.7	
5 or 6 times	9.6	10.2	11.2	9.9	10.2	
7 or more times	7.6	5.9	7.6	9.0	7.4	
N of Valid	314	305	277	233	1129	
N of Miss	103	55	106	42	306	

Table 242: Have you changed schools (including changing from elementary to middle and middle to high school) in the past year?



Response	6	8	10	12	Total	
No	58.8	73.8	74.2	83.8	71.8	
Yes	41.2	26.2	25.8	16.2	28.2	
N of Valid	308	305	275	229	1117	
N of Miss	109	55	108	46	318	

Table 243: How many times have you changed schools since kindergarten (including changing from elementary to middle and middle to high school)?






Response	6	8	10	12	Total	
Never	41.6	38.7	36.7	44.8	40.3	
1 or 2 times	30.0	32.8	26.9	22.8	28.5	
3 or 4 times	16.2	15.1	21.1	15.9	17.0	
5 or 6 times	6.9	6.9	7.6	8.6	7.4	
7 or more times	5.3	6.6	7.6	7.8	6.7	
N of Valid	320	305	275	232	1132	
N of Miss	97	55	108	43	303	

Table 244: Has anyone in your family ever had severe alcohol or drug problems?



Response	6	8	10	12	Total	
No	75.9	66.9	65.7	59.6	67.7	
Yes	24.1	33.1	34.3	40.4	32.3	
N of Valid	316	302	277	228	1123	
N of Miss	101	58	106	47	312	

Table 245: About how many adults (over 21) have you known personally who in the past year have: used marijuana, crack, cocaine, or other drugs?






Response	6	8	10	12	Total	
0	77.8	73.6	56.4	53.3	66.4	
1	10.5	10.6	10.5	11.5	10.7	
2	4.4	6.3	12.0	9.7	7.9	
3-4	3.5	3.6	6.2	10.1	5.5	
5	3.8	5.9	14.9	15.4	9.5	
N of Valid	315	303	275	227	1120	
N of Miss	102	57	108	48	315	

Table 246: About how many adults (over 21) have you known personally who in the past year have: sold or dealt drugs?






Response	6	8	10	12	Total	
0	84.3	80.1	68.5	59.6	74.2	
1	6.4	9.0	8.8	14.8	9.4	
2	3.8	3.7	6.2	7.8	5.2	
3-4	2.6	2.3	5.5	5.7	3.9	
5	2.9	5.0	11.0	12.2	7.3	
N of Valid	312	301	273	230	1116	
N of Miss	105	59	110	45	319	

Table 247: About how many adults (over 21) have you known personally who in the past year have: done other things that could get them in trouble with the police, like stealing, selling stolen goods, mugging or assaulting others, etc.?






Response	6	8	10	12	Total	
0	80.3	76.3	64.8	61.0	71.5	
1	8.9	11.8	8.4	10.0	9.8	
2	3.2	3.3	9.2	10.4	6.1	
3-4	3.2	4.3	4.8	7.4	4.7	
5	4.5	4.3	12.8	11.3	7.8	
N of Valid	314	304	273	231	1122	
N of Miss	103	56	110	44	313	

Table 248: About how many adults (over 21) have you known personally who in the past year have: gotten drunk or high?






Response	6	8	10	12	Total	
0	63.8	52.3	40.5	43.9	50.9	
1	13.6	17.9	16.8	9.6	14.7	
2	8.1	7.6	9.5	10.4	8.8	
3-4	5.2	6.0	6.6	7.4	6.2	
5	9.4	16.2	26.6	28.7	19.5	
N of Valid	309	302	274	230	1115	
N of Miss	108	58	109	45	320	

Table 249: Have you seen or heard information about underage drinking in the past 12 months from the following sources? Radio



Response	6	8	10	12	Total	
No	65.1	57.6	60.7	61.5	61.3	
Yes	34.9	42.4	39.3	38.5	38.7	
N of Valid	324	302	290	231	1147	
N of Miss	93	58	93	44	288	

Table 250: Have you seen or heard information about underage drinking in the past 12 months from the following sources? TV.



Response	6	8	10	12	Total	
No	32.7	27.7	36.3	43.4	34.4	
Yes	67.3	72.3	63.7	56.6	65.6	
N of Valid	324	300	289	228	1141	
N of Miss	93	60	94	47	294	

Table 251: Have you seen or heard information about underage drinking in the past 12 months from the following sources? Print. This includes information on underage drinking you may have seen in the newspaper, on a billboard, in pamphlets, on stickers, etc.



Response	6	8	10	12	Total	
No	56.1	51.5	53.4	54.8	53.9	
Yes	43.9	48.5	46.6	45.2	46.1	
N of Valid	321	301	290	228	1140	
N of Miss	96	59	93	47	295	

Table 252: Have you seen or heard information about underage drinking in the past 12 months from the following sources? Website or social media? (Facebook, Myspace, website, etc.)



Response	6	8	10	12	Total	
No	46.9	34.7	40.7	43.0	41.3	
Yes	53.1	65.3	59.3	57.0	58.7	
N of Valid	318	303	290	228	1139	
N of Miss	99	57	93	47	296	

Table 253: The next questions ask about your opinions of the information you saw or heard. If you have seen or heard more than one ad, please think about your favorite ad when answering these questions. The information about underage drinking that I saw or heard was convincing.

Response	6	8	10	12	Total	
NO!	32.3	18.4	24.0	22.7	24.5	
no	8.3	14.1	18.8	20.0	14.9	
yes	15.3	27.6	23.7	29.8	23.6	
YES!	25.9	23.4	15.3	12.0	19.8	
I have not seen or heard any ads about underage drinking in the past 12 months.	18.2	16.4	18.1	15.6	17.2	
N of Valid	313	304	287	225	1129	
N of Miss	104	56	96	50	306	

Table 254: The next questions ask about your opinions of the information you saw or heard. If you have seen or heard more than one ad, please think about your favorite ad when answering these questions. The information about underage drinking that I saw or heard grabbed my attention.

Response	6	8	10	12	Total	
NO!	30.8	15.8	23.2	21.9	23.1	
no	12.7	19.1	20.4	22.4	18.3	
yes	20.6	23.4	21.1	31.1	23.6	
YES!	20.3	25.4	17.5	10.5	19.0	
I have not seen or heard any ads about underage drinking in the past 12 months.	15.6	16.2	17.9	14.0	16.0	
N of Valid	315	303	285	228	1131	
N of Miss	102	57	98	47	304	

Table 255: The next questions ask about your opinions of the information you saw or heard. If you have seen or heard more than one ad, please think about your favorite ad when answering these questions. The information about underage drinking that I saw or heard said something important to me.

Response	6	8	10	12	Total	
NO!	29.5	17.5	22.6	23.2	23.3	
no	9.0	13.5	19.4	23.2	15.7	
yes	16.0	26.1	22.6	27.6	22.7	
YES!	29.2	25.7	16.6	11.0	21.4	
I have not seen or heard any ads about underage drinking in the past 12 months.	16.3	17.2	18.7	14.9	16.9	
N of Valid	312	303	283	228	1126	
N of Miss	105	57	100	47	309	

Table 256: The next questions ask about your opinions of the information you saw or heard. If you have seen or heard more than one ad, please think about your favorite ad when answering these questions. Seeing or hearing this information about underage drinking made me want to stop or decrease my drinking.










Response	6	8	10	12	Total	
NO!	32.2	18.8	24.0	25.3	25.0	
no	5.6	8.9	17.6	19.6	12.5	
yes	7.7	14.3	16.1	23.6	15.0	
YES!	24.1	26.6	17.6	11.1	20.4	
I have not seen or heard any ads about underage drinking in the past 12 months.	30.4	31.4	24.7	20.4	27.1	
N of Valid	286	293	279	225	1083	
N of Miss	131	67	104	50	352	

Table 257: How honest were you in filling out this survey?

Response	6	8	10	12	Total	
I was very honest	82.2	82.8	73.5	78.9	79.5	
I was honest pretty much of the time	13.6	13.3	18.4	14.2	14.8	
I was honest some of the time	3.3	3.2	6.8	6.0	4.7	
I was honest once in a while	0.9	0.6	1.4	0.9	0.9	
I was not honest at all	0.0	0.0	0.0	0.0	0.0	
N of Valid	332	309	294	232	1167	
N of Miss	85	51	89	43	268	