

2013 APNA



Arkansas Prevention Needs Assessment Student Survey

Mississippi County Tables

Arkansas Department of Human Services
Division of Behavioral Health Services
Prevention Services

Conducted by International Survey Associates dba Pride Surveys

Contents

1	INTRODUCTION	10
2	PERCENTAGE TABLES	15

List of Tables

1	Sex	16
2	Age	16
3	Are you Hispanic or Latino?	16
4	What is your race? Black or African American	17
5	What is your race? Asian	17
6	What is your race? American Indian	17
7	What is your race? Alaska Native	17
8	What is your race? White	18
9	What is your race? Native Hawaiian or Other Pacific Islander	18
10	What is your race? Other	18
11	What is the highest level of schooling completed by your mother or father?	19
12	Think of where you live most of the time. Which of the following people live there with you? Mother	19
13	Think of where you live most of the time. Which of the following people live there with you? Stepmother	19
14	Think of where you live most of the time. Which of the following people live there with you? Foster Mother	20
15	Think of where you live most of the time. Which of the following people live there with you? Grandmother	20
16	Think of where you live most of the time. Which of the following people live there with you? Aunt	20
17	Think of where you live most of the time. Which of the following people live there with you? Father	20
18	Think of where you live most of the time. Which of the following people live there with you? Stepfather	21
19	Think of where you live most of the time. Which of the following people live there with you? Foster Father	21
20	Think of where you live most of the time. Which of the following people live there with you? Grandfather	21
21	Think of where you live most of the time. Which of the following people live there with you? Uncle	21
22	Think of where you live most of the time. Which of the following people live there with you? Other Adults	22
23	Think of where you live most of the time. Which of the following people live there with you? Brother(s)	22
24	Think of where you live most of the time. Which of the following people live there with you? Stepbrother(s)	22
25	Think of where you live most of the time. Which of the following people live there with you? Sister(s)	22
26	Think of where you live most of the time. Which of the following people live there with you? Stepsister(s)	23

27	Think of where you live most of the time. Which of the following people live there with you? Other Children	23
28	In my school, students have lots of chances to help decide things like class activities and rules.	23
29	Teachers ask me to work on special classroom projects.	23
30	My teacher(s) notices when I am doing a good job and lets me know about it.	24
31	There are lots of chances for students in my school to get involved in sports, clubs, and other school activities outside of class.	24
32	There are lots of chances for students in my school to talk with a teacher one-on-one.	24
33	I feel safe at my school.	25
34	The school lets my parents know when I have done something well.	25
35	My teachers praise me when I work hard in school.	25
36	Are your school grades better than the grades of most students in your class?	26
37	I have lots of chances to be part of class discussions or activities.	26
38	Now thinking back over the past year in school, how often did you: enjoy being in school?	26
39	Now thinking back over the past year in school, how often did you: hate being in school?	27
40	Now thinking back over the past year in school, how often did you: try to do your best work in school?	27
41	How often do you feel that the school work you are assigned is meaningful and important?	27
42	Putting them all together, what were your grades like last year?	28
43	How important do you think the things you are learning in school are going to be for your later life?	28
44	How interesting are most of your courses to you?	28
45	During the LAST FOUR WEEKS how many whole days of school have you missed because you skipped or 'cut'?	29
46	What are the chances you would be seen as cool if you: smoked cigarettes?	29
47	What are the chances you would be seen as cool if you: worked hard at school?	29
48	What are the chances you would be seen as cool if you: began drinking alcoholic beverages regularly, that is, at least once or twice a month?	30
49	What are the chances you would be seen as cool if you: defended someone who was being verbally abused at school?	30
50	What are the chances you would be seen as cool if you: smoked marijuana?	30
51	What are the chances you would be seen as cool if you: carried a handgun?	31

52	Think of your four best friends (the friends you feel closest to). In the past year (12 months), how many of your best friends have: participated in clubs, organizations or activities at school?	31
53	Think of your four best friends (the friends you feel closest to). In the past year (12 months), how many of your best friends have: smoked cigarettes?	31
54	Think of your four best friends (the friends you feel closest to). In the past year (12 months), how many of your best friends have: tried beer, wine or hard liquor (for example, vodka, whiskey, or gin) when their parents didn't know about it?	32
55	Think of your four best friends (the friends you feel closest to). In the past year (12 months), how many of your best friends have: made a commitment to stay drug-free?	32
56	Think of your four best friends (the friends you feel closest to). In the past year (12 months), how many of your best friends have: used marijuana?	32
57	Think of your four best friends (the friends you feel closest to). In the past year (12 months), how many of your best friends have: used prescription drugs or non-prescription drugs for the purposes of getting high?	33
58	Think of your four best friends (the friends you feel closest to). In the past year (12 months), how many of your best friends have: used synthetic marijuana (K2, spice) or bath salts?	33
59	Think of your four best friends (the friends you feel closest to). In the past year (12 months), how many of your best friends have: used LSD, cocaine, amphetamines, or other illegal drugs?	33
60	Think of your four best friends (the friends you feel closest to). In the past year (12 months), how many of your best friends have: tried to do well in school?	34
61	Think of your four best friends (the friends you feel closest to). In the past year (12 months), how many of your best friends have: been suspended from school?	34
62	Think of your four best friends (the friends you feel closest to). In the past year (12 months), how many of your best friends have: liked school?	34
63	Think of your four best friends (the friends you feel closest to). In the past year (12 months), how many of your best friends have: carried a handgun?	35
64	Think of your four best friends (the friends you feel closest to). In the past year (12 months), how many of your best friends have: sold illegal drugs?	35
65	Think of your four best friends (the friends you feel closest to). In the past year (12 months), how many of your best friends have: regularly attended religious services?	35

66	Think of your four best friends (the friends you feel closest to). In the past year (12 months), how many of your best friends have: stolen or tried to steal a motor vehicle such as a car or motorcycle?	36
67	Think of your four best friends (the friends you feel closest to). In the past year (12 months), how many of your best friends have: been arrested?	36
68	Think of your four best friends (the friends you feel closest to). In the past year (12 months), how many of your best friends have: dropped out of school?	36
69	Think of your four best friends (the friends you feel closest to). In the past year (12 months), how many of your best friends have: been members of a gang?	37
70	How old were you when you first: smoked marijuana?	37
71	How old were you when you first: smoked a cigarette, even just a puff?	38
72	How old were you when you first: had more than a sip or two of beer, wine or hard liquor (for example, vodka, whiskey, or gin)?	38
73	How old were you when you first: began drinking alcoholic beverages regularly, that is, at least once or twice a month?	39
74	How old were you when you first: used Daztrex?	39
75	How old were you when you first: got suspended from school?	40
76	How old were you when you first: got arrested?	40
77	How old were you when you first: carried a handgun?	41
78	How old were you when you first: attacked someone with the idea of seriously hurting them?	41
79	How old were you when you first: belonged to a gang?	42
80	How wrong do you think it is for someone your age to: take a handgun to school?	42
81	How wrong do you think it is for someone your age to: steal anything worth more than \$5?	42
82	How wrong do you think it is for someone your age to: pick a fight with someone?	43
83	How wrong do you think it is for someone your age to: attack someone with the idea of seriously hurting them?	43
84	How wrong do you think it is for someone your age to: stay away from school all day when their parents think they are at school?	43
85	How wrong do you think it is for someone your age to: drink beer, wine or hard liquor (for example, vodka, whiskey, or gin) regularly?	44
86	How wrong do you think it is for someone your age to: smoke cigarettes?	44
87	How wrong do you think it is for someone your age to: smoke marijuana?	44
88	How wrong do you think it is for someone your age to: use prescription drugs or non-prescription drugs for the purpose of getting high?	45

89	How wrong do you think it is for someone your age to: use synthetic marijuana (K2, spice) or bath salts?	45
90	How wrong do you think it is for someone your age to: use LSD, cocaine, amphetamines or another illegal drug?	45
91	At school during the past 12 months, did you receive help from the resource teacher, speech therapist or other special education teacher?	46
92	How many times in the past year (12 months) have you: been suspended from school?	46
93	How many times in the past year (12 months) have you: carried a handgun?	46
94	How many times in the past year (12 months) have you: sold illegal drugs?	47
95	How many times in the past year (12 months) have you: stolen or tried to steal a motor vehicle such as a car or motorcycle?	47
96	How many times in the past year (12 months) have you: participated in clubs, organizations or activities at school?	48
97	How many times in the past year (12 months) have you: been arrested?	48
98	How many times in the past year (12 months) have you: attacked someone with the idea of seriously hurting them?	49
99	How many times in the past year (12 months) have you: been drunk or high at school?	49
100	How many times in the past year (12 months) have you: taken a handgun to school?	50
101	Are you currently on probation, or assigned a probation officer with Juvenile Court?	50
102	Have you ever belonged to a gang?	50
103	If you have ever belonged to a gang, did that gang have a name?	51
104	You are at a party at someone's house, and one of your friends offers you a drink containing alcohol. What would you say or do?	51
105	How often do you attend religious services or activities?	51
106	I think sometimes it's okay to cheat at school.	52
107	It is important to think before you act.	52
108	Sometimes I think that life is not worth it.	52
109	At times I think I am no good at all.	53
110	All in all, I am inclined to think that I am a failure.	53
111	In the past year, have you felt depressed or sad MOST days, even if you felt okay sometimes?	53
112	It is all right to beat up people if they start the fight.	54
113	I think it is okay to take something without asking if you can get away with it.	54
114	Where do you get the most information about living a drug and alcohol free life? Parents/guardians	54
115	Where do you get the most information about living a drug and alcohol free life? Friends	55

116	Where do you get the most information about living a drug and alcohol free life? Family members	55
117	Where do you get the most information about living a drug and alcohol free life? School	55
118	Where do you get the most information about living a drug and alcohol free life? Internet	56
119	Where do you get the most information about living a drug and alcohol free life? TV	56
120	Where do you get the most information about living a drug and alcohol free life? Social media	56
121	How much do you think people risk harming themselves (physically or in other ways) if they: smoked one or more packs of cigarettes per day?	57
122	How much do you think people risk harming themselves (physically or in other ways) if they: try marijuana once or twice?	57
123	How much do you think people risk harming themselves (physically or in other ways) if they: smoke marijuana once or twice a week?	57
124	How much do you think people risk harming themselves (physically or in other ways) if they: take one or two drinks of an alcoholic beverage (beer, wine, liquor) nearly every day?	58
125	How much do you think people risk harming themselves (physically or in other ways) if they: have five or more drinks of an alcoholic beverage once or twice each weekend?	58
126	How much do you think people risk harming themselves (physically or in other ways) if they: use prescription drugs that are not prescribed to them?	58
127	How much do you think people risk harming themselves (physically or in other ways) if they: use non-prescription drugs to get high?	59
128	Have you ever used smokeless tobacco (chew, snuff, plug, dipping tobacco, or chewing tobacco)?	59
129	How often have you taken smokeless tobacco during the past 30 days?	59
130	Have you ever smoked cigarettes?	60
131	How frequently have you smoked cigarettes during the past 30 days?	60
132	Which statement best describes rules about smoking inside your home?	60
133	Which statement best describes rules about smoking in your family cars?	61
134	During this school year, were you taught in any of your classes about the dangers of tobacco use?	61
135	During the past 12 months, have you participated in any community activities to discourage people your age from using cigarettes, chewing tobacco, snuff, dip or cigars?	61
136	Think back over the last two weeks. How many times have you had five or more alcoholic drinks in a row?	62

137	During the past 30 days, how many times did you ride in a car or other vehicle driven by someone who had been drinking alcohol or using drugs to get high?	62
138	During the past 30 days, how many times did you drive a car or other vehicle when you had been drinking alcohol or using drugs to get high?	62
139	If you drank alcohol (not just a sip or taste) in the past year, how did you usually get it?	63
140	If you drank alcohol (not just a sip or taste) in the past year, where did you usually drink it?	63
141	How do you feel about someone your age having one or two drinks of an alcoholic beverage nearly every day?	64
142	On how many occasions have you had alcoholic beverages (beer, wine or hard liquor) to drink in your lifetime - more than just a few sips?	64
143	On how many occasions have you drunk one of more drinks of an alcoholic beverage during the past 30 days?	64
144	On how many occasions have you used marijuana (grass, pot) or hashish (hash, hash oil) in your lifetime?	65
145	On how many occasions have you used marijuana (grass, pot) or hashish (hash, hash oil) during the past 30 days?	65
146	On how many occasions have you used LSD or other psychedelics in your lifetime?	65
147	On how many occasions have you used LSD or other psychedelics during the past 30 days?	66
148	On how many occasions have you used cocaine or crack in your lifetime?	66
149	On how many occasions have you used cocaine or crack during the past 30 days?	66
150	On how many occasions have you sniffed glue, breathed the contents of an aerosol spray can, or inhaled other gases or sprays, in order to get high in your lifetime?	67
151	On how many occasions have you sniffed glue, breathed the contents of an aerosol spray can, or inhaled other gases or sprays, in order to get high during the past 30 days?	67
152	On how many occasions have you used Daztrex in your lifetime?	68
153	On how many occasions have you used Daztrex during the past 30 days?	68
154	On how many occasions have you used synthetic marijuana in your lifetime?	68
155	On how many occasions have you used synthetic marijuana during the past 30 days?	69
156	On how many occasions have you used methamphetamines (meth, speed, crank, crystal meth) in your lifetime?	69

157	On how many occasions have you used methamphetamines (meth, speed, crank, crystal meth) in the past 30 days?	69
158	On how many occasions have you used other chemical products (bath salts, plant food, etc.) in your lifetime?	70
159	On how many occasions have you used other chemical products (bath salts, plant food, etc.) during the past 30 days?	70
160	On how many occasions have you used heroin or other opiates in your lifetime?	70
161	On how many occasions have you used heroin or other opiates during the past 30 days?	71
162	On how many occasions have you used MDMA ('X', 'E', or ecstasy) in your lifetime?	71
163	On how many occasions have you used MDMA ('X', 'E', or ecstasy) during the past 30 days?	71
164	On how many occasions have you taken prescription drugs (such as Valium, Xanax, Ritalin, Adderall, OxyContin, Darvocet, or sleeping pills) not prescribed to you in your lifetime?	72
165	On how many occasions have you taken prescription drugs (such as Valium, Xanax, Ritalin, Adderall, OxyContin, Darvocet, or sleeping pills) not prescribed to you during the past 30 days?	72
166	On how many occasions have you taken non-prescription medicines such as diet pills (for example, Dietac, Dexatrim or Prolamine), stay-awake pills (for example No-Doz, Vivarin, or Wake), or cough or cold medicines (robos, DXM, etc.) to get high in your lifetime?	73
167	On how many occasions have you taken non-prescription medicines such as diet pills (for example, Dietac, Dexatrim or Prolamine), stay-awake pills (for example No-Doz, Vivarin, or Wake), or cough or cold medicines (robos, DXM, etc.) to get high during the past 30 days?	73
168	On how many occasions have you been drunk or very high from drinking alcoholic beverages during the past 30 days?	74
169	On how many occasions have you drunk flavored alcoholic beverages, sometimes called 'alcopops' (like Mike's Hard Lemonade, Smirnoff Ice, Bacardi Breezers, etc.) in your lifetime?	74
170	On how many occasions have you drunk flavored alcoholic beverages, sometimes called 'alcopops' (like Mike's Hard Lemonade, Smirnoff Ice, Bacardi Breezers, etc.) during the past 30 days?	75
171	If you used prescription drugs or over the counter drugs without a doctor telling you to use it or for the purpose of getting high, where did you get these drugs?	75
172	During the last month, about how many marijuana cigarettes, or the equivalent, did you smoke a day, on the average?	76
173	How wrong do your friends feel it would be for YOU to: drink alcohol?	76
174	How wrong do your friends feel it would be for YOU to: smoke tobacco?	76

175	How wrong do your friends feel it would be for YOU to: smoke marijuana?	77
176	How wrong do your friends feel it would be for YOU to: use prescription drugs not prescribed to you	77
177	How wrong would most adults (over 21) in your neighborhood think it is for kids your age: to use marijuana?	77
178	How wrong would most adults (over 21) in your neighborhood think it is for kids your age: to drink alcohol?	78
179	How wrong would most adults (over 21) in your neighborhood think it is for kids your age: to smoke cigarettes?	78
180	How much do each of the following statements describe your neighborhood? crime and/or drug selling	78
181	How much do each of the following statements describe your neighborhood? fights	79
182	How much do each of the following statements describe your neighborhood? lots of empty or abandoned buildings	79
183	How much do each of the following statements describe your neighborhood? lots of graffiti	79
184	I feel safe in my neighborhood.	80
185	If a kid smoked marijuana in your neighborhood would he or she be caught by the police?	80
186	If a kid drank some beer, wine or hard liquor (for example, vodka, whiskey, or gin) in your neighborhood would he or she be caught by the police?	80
187	If a kid carried a handgun in your neighborhood would he or she be caught by the police?	81
188	If you wanted to get some cigarettes, how easy would it be for you to get some?	81
189	If you wanted to get some beer, wine or hard liquor (for example, vodka, whiskey, or gin), how easy would it be for you to get some?	81
190	If you wanted to get a drug like cocaine, LSD, or amphetamines, how easy would it be for you to get some?	82
191	If you wanted to get a handgun, how easy would it be for you to get one?	82
192	If you wanted to get some marijuana, how easy would it be for you to get some?	82
193	If you wanted to get prescription drugs for the purpose of getting high, how easy would it be for you to get some?	83
194	If you wanted to get synthetic marijuana such as K2 or chemical products such as bath salts to get high, how easy would it be for you to get some?	83
195	If you wanted to get steroids to enhance athletic performance, how easy would it be for you to get some?	83

196	During the past 12 months, have you participated in any alcohol prevention programs or seen any alcohol prevention messages in your school or community? Yes, a school-based program focused on preventing underage drinking and/or drinking and driving. . . .	84
197	During the past 12 months, have you participated in any alcohol prevention programs or seen any alcohol prevention messages in your school or community? Yes, a community-based program focused on preventing underage drinking and/or drinking and driving (for example, through your church or temple or through youth groups like Boys and Girls Club or 4-H). . . .	84
198	During the past 12 months, have you participated in any alcohol prevention programs or seen any alcohol prevention messages in your school or community? Yes, a media campaign addressing underage drinking and/or drinking and driving (for example, newspaper ads, posters, pamphlets, radio, TV). . . .	84
199	During the past 12 months, have you participated in any alcohol prevention programs or seen any alcohol prevention messages in your school or community? No	84
200	How wrong do your parents feel it would be for YOU to: drink beer, wine or hard liquor (for example, vodka, whiskey or gin) regularly? .	85
201	How wrong do your parents feel it would be for YOU to: smoke tobacco?	85
202	How wrong do your parents feel it would be for YOU to: smoke marijuana?	85
203	How wrong do your parents feel it would be for YOU to: use prescription drugs not prescribed to you?	86
204	How wrong do your parents feel it would be for YOU to: steal something worth more than \$5?	86
205	How wrong do your parents feel it would be for YOU to: draw graffiti, write things, or draw pictures on buildings or other property (without the owner's permission)?	86
206	How wrong do your parents feel it would be for YOU to: pick a fight with someone?	87
207	During the past 12 months, have you talked with at least one of your parents about the dangers of underage drinking and/or drinking and driving? By parents, we mean either your biological parents, adoptive parents, stepparents, or adult guardians - whether or not they live with you. . . .	87
208	The rules in my family are clear. . . .	87
209	People in my family often insult or yell at each other. . . .	88
210	When I am not at home, one of my parents knows where I am and who I am with. . . .	88
211	We argue about the same things in my family over and over. . . .	88

212	If you drank some beer or wine or liquor (for example, vodka, whiskey, or gin) without your parents' permission, would you be caught by your parents?	89
213	My family has clear rules about alcohol and drug use. . . .	89
214	If you carried a handgun without your parents' permission, would you be caught by your parents?	89
215	If you skipped school would you be caught by your parents?	90
216	My parents ask if I've gotten my homework done. . . .	90
217	People in my family have serious arguments. . . .	90
218	Would your parents know if you did not come home on time?	91
219	Have any of your brothers or sisters ever: drunk beer, wine or hard liquor (for example, vodka, whiskey or gin)?	91
220	Have any of your brothers or sisters ever: smoked marijuana?	91
221	Have any of your brothers or sisters ever: smoked cigarettes?	91
222	Have any of your brothers or sisters ever: taken a handgun to school?	92
223	Have any of your brothers or sisters ever: been suspended or expelled from school?	92
224	Have you changed homes in the past year (the last 12 months)? . . .	92
225	How many times have you changed homes since kindergarten? . . .	92
226	Have you changed schools (including changing from elementary to middle and middle to high school) in the past year?	93
227	How many times have you changed schools since kindergarten (including changing from elementary to middle and middle to high school)?	93
228	Has anyone in your family ever had severe alcohol or drug problems? . . .	93
229	About how many adults (over 21) have you known personally who in the past year have: used marijuana, crack, cocaine, or other drugs? . . .	94
230	About how many adults (over 21) have you known personally who in the past year have: sold or dealt drugs?	94
231	About how many adults (over 21) have you known personally who in the past year have: done other things that could get them in trouble with the police, like stealing, selling stolen goods, mugging or assaulting others, etc.?	94
232	About how many adults (over 21) have you known personally who in the past year have: gotten drunk or high?	95
233	Have you seen or heard information about underage drinking in the past 12 months from the following sources? Radio	95
234	Have you seen or heard information about underage drinking in the past 12 months from the following sources? TV. . . .	95
235	Have you seen or heard information about underage drinking in the past 12 months from the following sources? Print. This includes information on underage drinking you may have seen in the newspaper, on a billboard, in pamphlets, on stickers, etc. . . .	95

236 Have you seen or heard information about underage drinking in the past 12 months from the following sources? Website or social media? (Facebook, Myspace, website, etc.) 96

237 The next questions ask about your opinions of the information you saw or heard. If you have seen or heard more than one ad, please think about your favorite ad when answering these questions. The information about underage drinking that I saw or heard was convincing. 96

238 The next questions ask about your opinions of the information you saw or heard. If you have seen or heard more than one ad, please think about your favorite ad when answering these questions. The information about underage drinking that I saw or heard grabbed my attention. 96

239 The next questions ask about your opinions of the information you saw or heard. If you have seen or heard more than one ad, please think about your favorite ad when answering these questions. The information about underage drinking that I saw or heard said something important to me. 97

240 The next questions ask about your opinions of the information you saw or heard. If you have seen or heard more than one ad, please think about your favorite ad when answering these questions. Seeing or hearing this information about underage drinking made me want to stop or decrease my drinking. 97

241 How honest were you in filling out this survey? 97

List of Figures

1 Grade Chart 11

2 Gender Chart 12

3 Age Chart 13

4 Ethnic Origin Chart 14

1 INTRODUCTION

This report was generated from data collected on the *2013 Arkansas Prevention Needs Assessment Student Survey*. This report contains basic frequency tables of all data collected and graphs on the selected demographic variables of grade, gender, age and ethnic origin. The graph on ethnic origin is represented as a bar chart rather than as a pie chart. This is because students were allowed to mark more than one response for ethnic origin as opposed to being allowed to mark only one response. The bars represent the percent of students who marked each of the ethnic categories.

Questions regarding the information found in this report can be directed to:

Pride Surveys

160 Vanderbilt Court
Bowling Green, KY 42103
1-800-279-6361
www.pridesurveys.com

Grade Chart

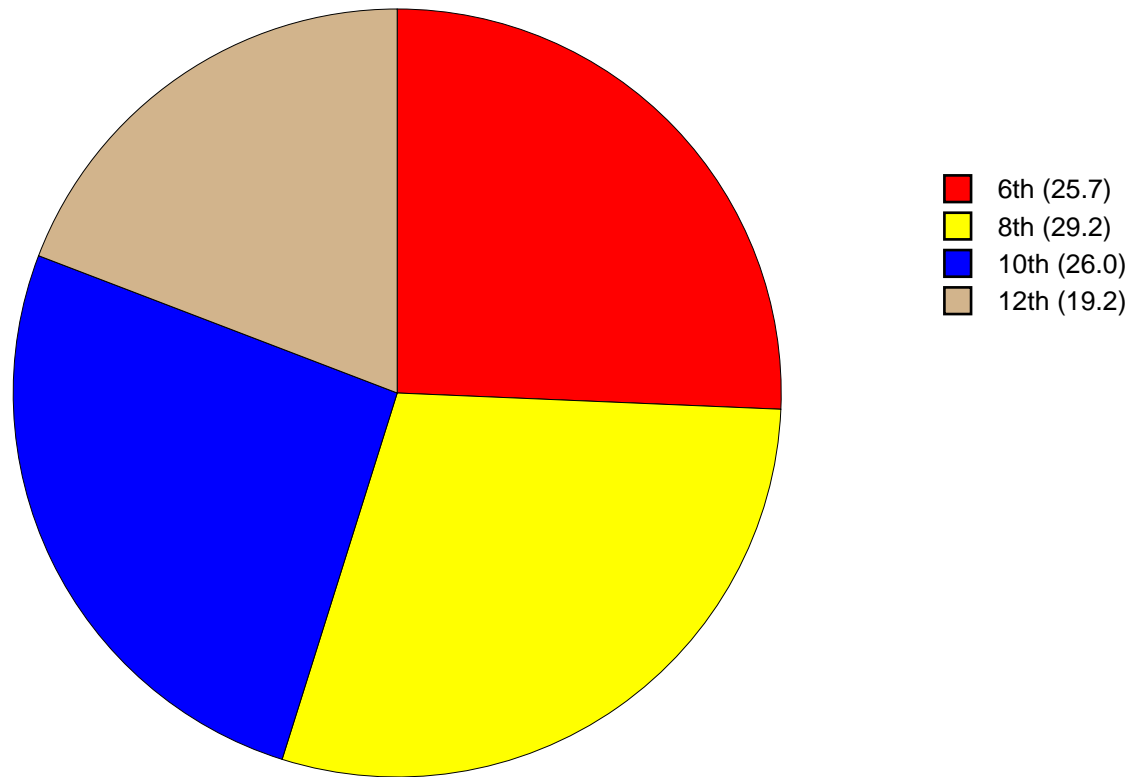


Figure 1: Grade Chart

Gender Chart

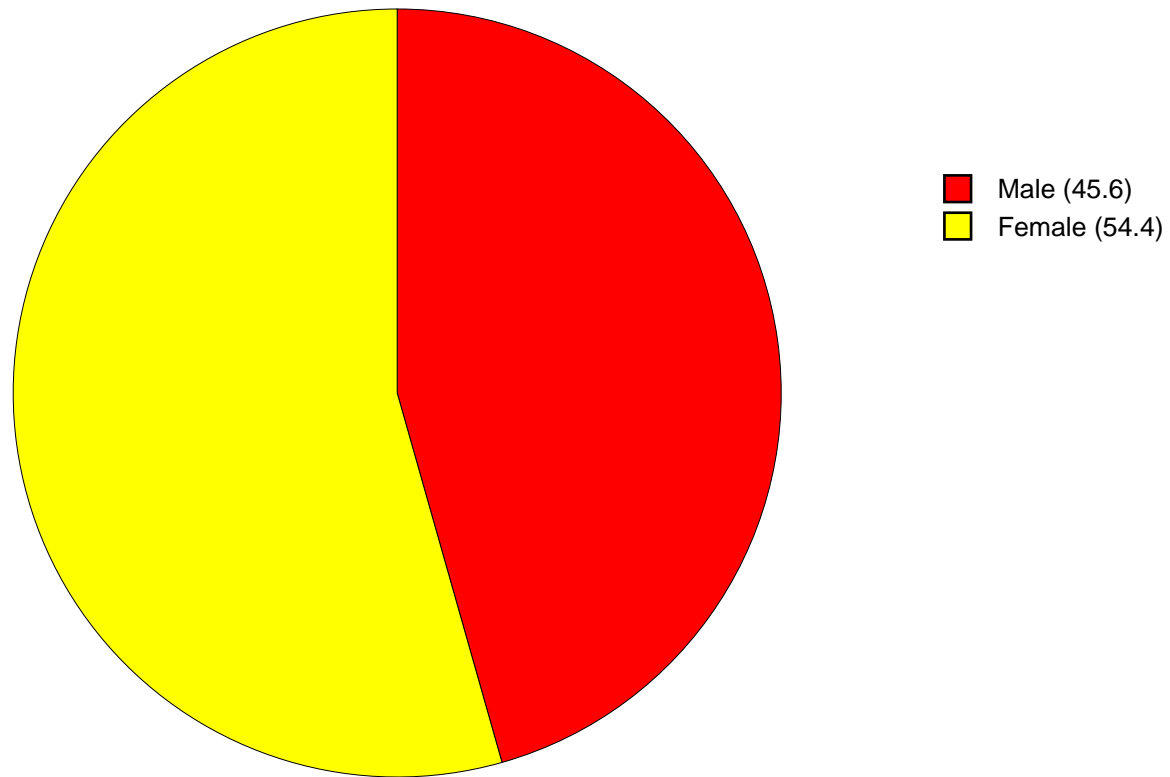


Figure 2: Gender Chart

Age Chart

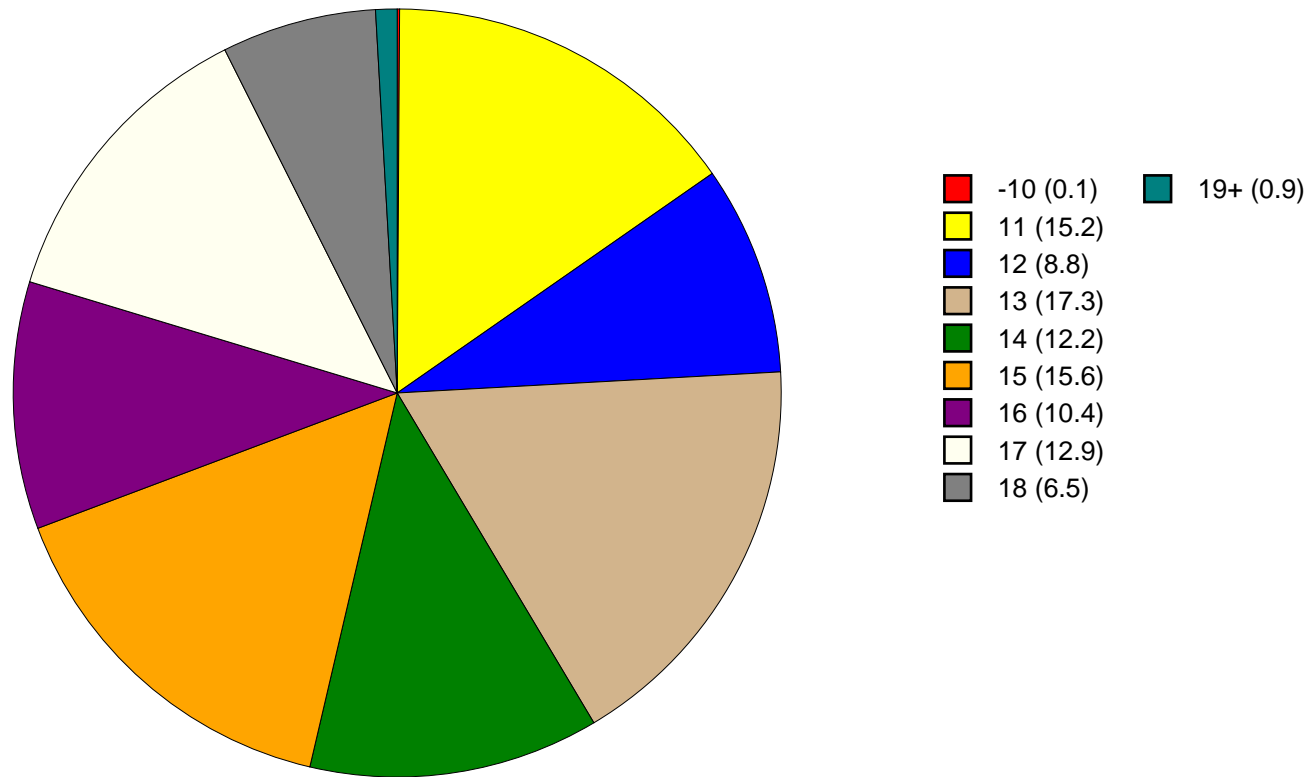


Figure 3: Age Chart

Ethnic Origin Chart

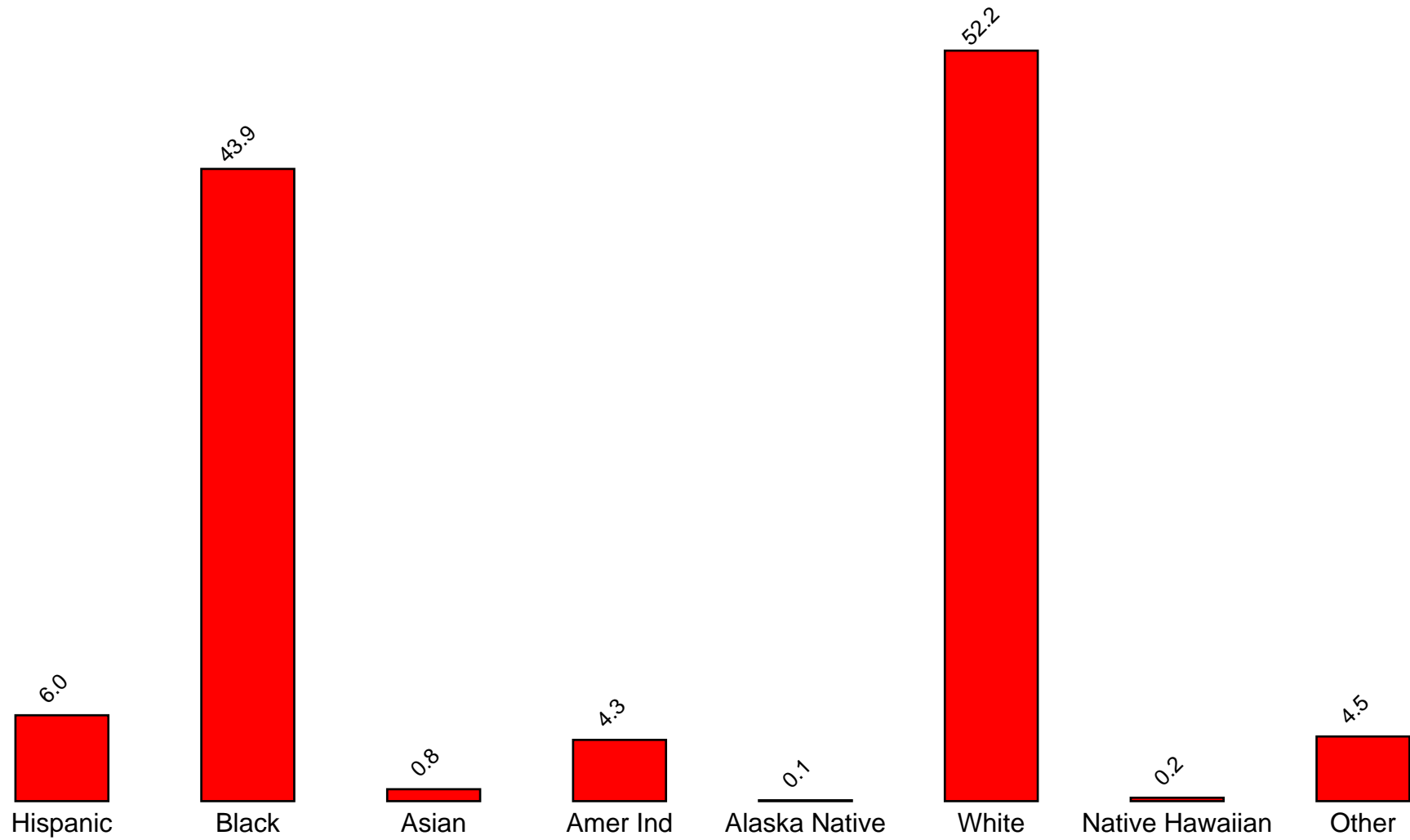


Figure 4: Ethnic Origin Chart

2 PERCENTAGE TABLES

The following tables contain frequency distribution detailing how your students responded to each question on the survey. The tables appear in the same order as the questions on the survey. The tables include breakdowns by grade level as well as overall percentages. The *N of Valid* row is a frequency count of the number of valid responses to each question for each grade and overall. The *N of Miss* row is a frequency count of the number of invalid (marked more than one response) or missing (i.e. did not respond) responses to each question for each grade and overall.

For the questions that allowed more than one response (i.e. race, live with, etc.) each response becomes a separate table. If a student did not mark the response, that was counted as a NO response, and if they did mark the response, that was counted as a YES response. Since a non response is a valid response for these questions, the *N of Miss* will always be zero for these questions.

Table 1: Sex



Response	6	8	10	12	Total	
Male	48.1	45.9	46.5	40.6	45.6	
Female	51.9	54.1	53.5	59.4	54.4	
N of Valid	430	490	439	323	1682	
N of Miss	4	3	1	1	9	

Table 2: Age











Response	6	8	10	12	Total	
10 or younger	0.2	0.0	0.0	0.0	0.1	
11	59.4	0.0	0.0	0.0	15.2	
12	34.1	0.2	0.0	0.0	8.8	
13	5.8	54.4	0.0	0.0	17.3	
14	0.5	41.5	0.0	0.0	12.2	
15	0.0	3.7	55.9	0.0	15.6	
16	0.0	0.2	39.7	0.0	10.4	
17	0.0	0.0	4.3	61.3	12.9	
18	0.0	0.0	0.0	34.1	6.5	
19 or older	0.0	0.0	0.0	4.6	0.9	
N of Valid	431	491	438	323	1683	
N of Miss	3	2	2	1	8	

Table 3: Are you Hispanic or Latino?



Response	6	8	10	12	Total	
No	91.2	94.2	95.2	96.0	94.0	
Yes	8.8	5.8	4.8	4.0	6.0	
N of Valid	408	479	433	322	1642	
N of Miss	26	14	7	2	49	

Table 4: What is your race? Black or African American



Response	6	8	10	12	Total	
No	59.0	60.0	53.6	49.4	56.1	
Yes	41.0	40.0	46.4	50.6	43.9	
N of Valid	434	493	440	324	1691	
N of Miss	0	0	0	0	0	

Table 5: What is your race? Asian



Response	6	8	10	12	Total	
No	99.5	99.4	98.6	99.1	99.2	
Yes	0.5	0.6	1.4	0.9	0.8	
N of Valid	434	493	440	324	1691	
N of Miss	0	0	0	0	0	

Table 6: What is your race? American Indian



Response	6	8	10	12	Total	
No	94.2	93.9	97.3	98.5	95.7	
Yes	5.8	6.1	2.7	1.5	4.3	
N of Valid	434	493	440	324	1691	
N of Miss	0	0	0	0	0	

Table 7: What is your race? Alaska Native



Response	6	8	10	12	Total	
No	100.0	99.8	100.0	100.0	99.9	
Yes	0.0	0.2	0.0	0.0	0.1	
N of Valid	434	493	440	324	1691	
N of Miss	0	0	0	0	0	

Table 8: What is your race? White



Response	6	8	10	12	Total	
No	48.6	43.8	48.6	51.9	47.8	
Yes	51.4	56.2	51.4	48.1	52.2	
N of Valid	434	493	440	324	1691	
N of Miss	0	0	0	0	0	

Table 9: What is your race? Native Hawaiian or Other Pacific Islander



Response	6	8	10	12	Total	
No	99.8	99.8	99.8	99.7	99.8	
Yes	0.2	0.2	0.2	0.3	0.2	
N of Valid	434	493	440	324	1691	
N of Miss	0	0	0	0	0	

Table 10: What is your race? Other



Response	6	8	10	12	Total	
No	93.1	94.5	97.3	97.8	95.5	
Yes	6.9	5.5	2.7	2.2	4.5	
N of Valid	434	493	440	324	1691	
N of Miss	0	0	0	0	0	

Table 11: What is the highest level of schooling completed by your mother or father?









Response	6	8	10	12	Total	
Completed grade school or less	4.3	3.7	2.6	2.2	3.3	
Some high school	6.2	8.7	8.5	17.1	9.6	
Completed high school	13.9	16.9	20.0	25.9	18.7	
Some college	8.6	16.3	16.7	21.8	15.5	
Completed college	21.3	20.6	23.6	18.4	21.1	
Graduate or professional school after college	6.2	7.8	9.4	6.9	7.6	
Don't know	37.8	24.3	17.9	6.2	22.6	
Does not apply	1.7	1.6	1.2	1.6	1.5	
N of Valid	418	485	424	321	1648	
N of Miss	16	8	16	3	43	

Table 12: Think of where you live most of the time. Which of the following people live there with you? Mother



Response	6	8	10	12	Total	
No	13.8	16.0	14.5	18.8	15.6	
Yes	86.2	84.0	85.5	81.2	84.4	
N of Valid	434	493	440	324	1691	
N of Miss	0	0	0	0	0	

Table 13: Think of where you live most of the time. Which of the following people live there with you? Stepmother



Response	6	8	10	12	Total	
No	94.5	94.9	95.5	94.4	94.9	
Yes	5.5	5.1	4.5	5.6	5.1	
N of Valid	434	493	440	324	1691	
N of Miss	0	0	0	0	0	

Table 14: Think of where you live most of the time. Which of the following people live there with you? Foster Mother



Response	6	8	10	12	Total	
No	99.8	99.8	99.8	99.7	99.8	
Yes	0.2	0.2	0.2	0.3	0.2	
N of Valid	434	493	440	324	1691	
N of Miss	0	0	0	0	0	

Table 15: Think of where you live most of the time. Which of the following people live there with you? Grandmother



Response	6	8	10	12	Total	
No	81.3	84.2	88.9	88.0	85.4	
Yes	18.7	15.8	11.1	12.0	14.6	
N of Valid	434	493	440	324	1691	
N of Miss	0	0	0	0	0	

Table 16: Think of where you live most of the time. Which of the following people live there with you? Aunt



Response	6	8	10	12	Total	
No	93.3	95.3	97.5	96.9	95.7	
Yes	6.7	4.7	2.5	3.1	4.3	
N of Valid	434	493	440	324	1691	
N of Miss	0	0	0	0	0	

Table 17: Think of where you live most of the time. Which of the following people live there with you? Father



Response	6	8	10	12	Total	
No	51.8	57.0	51.8	58.3	54.6	
Yes	48.2	43.0	48.2	41.7	45.4	
N of Valid	434	493	440	324	1691	
N of Miss	0	0	0	0	0	

Table 18: Think of where you live most of the time. Which of the following people live there with you? Stepfather



Response	6	8	10	12	Total	
No	80.9	81.7	82.7	81.2	81.7	
Yes	19.1	18.3	17.3	18.8	18.3	
N of Valid	434	493	440	324	1691	
N of Miss	0	0	0	0	0	

Table 19: Think of where you live most of the time. Which of the following people live there with you? Foster Father



Response	6	8	10	12	Total	
No	100.0	99.8	99.8	99.4	99.8	
Yes	0.0	0.2	0.2	0.6	0.2	
N of Valid	434	493	440	324	1691	
N of Miss	0	0	0	0	0	

Table 20: Think of where you live most of the time. Which of the following people live there with you? Grandfather



Response	6	8	10	12	Total	
No	90.3	91.5	93.0	93.8	92.0	
Yes	9.7	8.5	7.0	6.2	8.0	
N of Valid	434	493	440	324	1691	
N of Miss	0	0	0	0	0	

Table 21: Think of where you live most of the time. Which of the following people live there with you? Uncle



Response	6	8	10	12	Total	
No	92.6	95.3	97.3	97.8	95.6	
Yes	7.4	4.7	2.7	2.2	4.4	
N of Valid	434	493	440	324	1691	
N of Miss	0	0	0	0	0	

Table 22: Think of where you live most of the time. Which of the following people live there with you? Other Adults

Response	6	8	10	12	Total	
No	97.0	99.2	98.4	98.8	98.3	
Yes	3.0	0.8	1.6	1.2	1.7	
N of Valid	434	493	440	324	1691	
N of Miss	0	0	0	0	0	

Table 23: Think of where you live most of the time. Which of the following people live there with you? Brother(s)

Response	6	8	10	12	Total	
No	54.4	54.4	58.4	64.2	57.3	
Yes	45.6	45.6	41.6	35.8	42.7	
N of Valid	434	493	440	324	1691	
N of Miss	0	0	0	0	0	

Table 24: Think of where you live most of the time. Which of the following people live there with you? Stepbrother(s)

Response	6	8	10	12	Total	
No	94.0	96.1	96.6	94.4	95.4	
Yes	6.0	3.9	3.4	5.6	4.6	
N of Valid	434	493	440	324	1691	
N of Miss	0	0	0	0	0	

Table 25: Think of where you live most of the time. Which of the following people live there with you? Sister(s)

Response	6	8	10	12	Total	
No	49.3	56.6	59.3	57.1	55.5	
Yes	50.7	43.4	40.7	42.9	44.5	
N of Valid	434	493	440	324	1691	
N of Miss	0	0	0	0	0	

Table 26: Think of where you live most of the time. Which of the following people live there with you? Stepsister(s)

Response	6	8	10	12	Total	
No	95.6	97.8	97.0	96.3	96.7	
Yes	4.4	2.2	3.0	3.7	3.3	
N of Valid	434	493	440	324	1691	
N of Miss	0	0	0	0	0	

Table 27: Think of where you live most of the time. Which of the following people live there with you? Other Children

Response	6	8	10	12	Total	
No	93.5	95.7	95.9	93.5	94.8	
Yes	6.5	4.3	4.1	6.5	5.2	
N of Valid	434	493	440	324	1691	
N of Miss	0	0	0	0	0	

Table 28: In my school, students have lots of chances to help decide things like class activities and rules.

Response	6	8	10	12	Total	
NO!	17.4	17.9	24.0	26.7	21.1	
no	29.0	33.3	31.8	26.7	30.6	
yes	42.8	38.7	36.8	35.8	38.7	
YES!	10.9	10.1	7.3	10.7	9.7	
N of Valid	414	486	437	318	1655	
N of Miss	20	7	3	6	36	

Table 29: Teachers ask me to work on special classroom projects.

Response	6	8	10	12	Total	
NO!	11.5	8.6	7.6	8.2	9.0	
no	22.6	32.1	37.7	32.9	31.3	
yes	44.7	44.0	43.9	46.8	44.7	
YES!	21.2	15.2	10.8	12.0	15.0	
N of Valid	425	486	435	316	1662	
N of Miss	9	7	5	8	29	

Table 30: My teacher(s) notices when I am doing a good job and lets me know about it.

Response	6	8	10	12	Total
NO!	5.0	8.2	10.1	9.8	8.2
no	12.5	16.4	22.1	18.9	17.4
yes	37.5	45.3	47.9	50.8	45.0
YES!	45.0	30.1	19.8	20.5	29.4
N of Valid	424	488	434	317	1663
N of Miss	10	5	6	7	28

Table 31: There are lots of chances for students in my school to get involved in sports, clubs, and other school activities outside of class.

Response	6	8	10	12	Total
NO!	5.4	2.7	2.5	3.5	3.5
no	16.2	8.2	5.9	7.9	9.6
yes	35.0	35.6	43.9	38.6	38.2
YES!	43.4	53.6	47.6	50.0	48.7
N of Valid	426	489	437	316	1668
N of Miss	8	4	3	8	23

Table 32: There are lots of chances for students in my school to talk with a teacher one-on-one.

Response	6	8	10	12	Total
NO!	6.4	6.6	6.2	9.8	7.0
no	12.2	19.8	25.0	20.5	19.4
yes	45.4	48.3	49.8	49.8	48.3
YES!	36.0	25.2	19.0	19.9	25.3
N of Valid	425	484	436	317	1662
N of Miss	9	9	4	7	29

Table 33: I feel safe at my school.

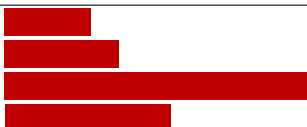
Response	6	8	10	12	Total	
NO!	9.1	10.7	13.7	13.6	11.6	
no	9.8	18.3	18.3	19.0	16.3	
yes	37.9	47.8	54.2	49.7	47.3	
YES!	43.1	23.2	13.7	17.7	24.8	
N of Valid	427	487	437	316	1667	
N of Miss	7	6	3	8	24	

Table 34: The school lets my parents know when I have done something well.


Response	6	8	10	12	Total	
NO!	9.7	15.7	27.2	32.4	20.4	
no	25.4	35.3	43.0	41.9	36.1	
yes	39.0	33.7	22.7	20.6	29.6	
YES!	25.9	15.3	7.1	5.1	13.9	
N of Valid	421	484	437	315	1657	
N of Miss	13	9	3	9	34	

Table 35: My teachers praise me when I work hard in school.

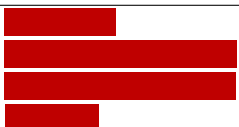
Response	6	8	10	12	Total	
NO!	11.3	13.8	20.5	18.4	15.8	
no	24.8	39.8	39.5	39.2	35.8	
yes	40.7	35.1	32.6	33.9	35.6	
YES!	23.2	11.3	7.4	8.5	12.8	
N of Valid	423	485	430	316	1654	
N of Miss	11	8	10	8	37	

Table 36: Are your school grades better than the grades of most students in your class?

Response	6	8	10	12	Total	
NO!	8.3	7.8	8.5	2.8	7.2	
no	28.2	24.0	23.6	17.0	23.6	
yes	40.3	48.2	48.7	57.7	48.1	
YES!	23.2	20.1	19.2	22.4	21.1	
N of Valid	422	488	433	317	1660	
N of Miss	12	5	7	7	31	

Table 37: I have lots of chances to be part of class discussions or activities.

Response	6	8	10	12	Total	
NO!	7.1	5.3	6.4	5.4	6.1	
no	13.7	18.0	17.7	19.2	17.1	
yes	44.0	51.7	53.9	50.8	50.2	
YES!	35.2	24.9	22.0	24.6	26.7	
N of Valid	423	489	436	317	1665	
N of Miss	11	4	4	7	26	

Table 38: Now thinking back over the past year in school, how often did you: enjoy being in school?

Response	6	8	10	12	Total	
Never	7.5	9.8	14.5	16.2	11.7	
Seldom	5.0	11.2	10.2	11.2	9.4	
Sometimes	38.7	40.7	40.4	43.4	40.6	
Often	25.5	23.6	24.5	21.9	24.0	
Almost always	23.3	14.7	10.4	7.2	14.3	
N of Valid	424	491	433	320	1668	
N of Miss	10	2	7	4	23	

Table 39: Now thinking back over the past year in school, how often did you: hate being in school?

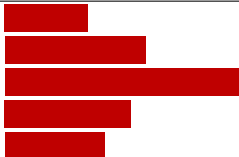
Response	6	8	10	12	Total	
Never	23.2	10.6	5.3	4.7	11.2	
Seldom	19.7	21.7	19.1	22.3	20.6	
Sometimes	34.7	37.0	39.5	31.3	36.0	
Often	12.1	19.1	19.3	23.5	18.3	
Almost always	10.3	11.6	16.7	18.2	13.9	
N of Valid	406	492	430	319	1647	
N of Miss	28	1	10	5	44	

Table 40: Now thinking back over the past year in school, how often did you: try to do your best work in school?


Response	6	8	10	12	Total	
Never	0.7	0.4	1.9	0.6	0.9	
Seldom	0.7	1.2	2.8	1.3	1.5	
Sometimes	5.6	10.9	12.3	11.1	10.0	
Often	17.7	27.0	32.9	26.3	26.1	
Almost always	75.3	60.5	50.2	60.6	61.5	
N of Valid	413	488	432	315	1648	
N of Miss	21	5	8	9	43	

Table 41: How often do you feel that the school work you are assigned is meaningful and important?

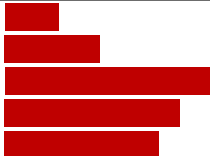
Response	6	8	10	12	Total	
Never	2.6	4.7	8.8	9.9	6.3	
Seldom	5.8	9.5	19.5	20.1	13.2	
Sometimes	20.7	34.6	35.3	35.4	31.4	
Often	29.1	27.4	25.3	22.6	26.4	
Almost always	41.8	23.9	11.1	12.1	22.8	
N of Valid	416	486	431	314	1647	
N of Miss	18	7	9	10	44	

Table 42: Putting them all together, what were your grades like last year?

Response	6	8	10	12	Total	
Mostly F's	1.7	1.1	2.1	0.3	1.4	
Mostly D's	3.0	3.2	4.3	2.6	3.3	
Mostly C's	17.0	16.6	24.7	18.2	19.1	
Mostly B's	34.2	48.7	39.4	43.5	41.6	
Mostly A's	44.1	30.4	29.5	35.5	34.6	
N of Valid	401	470	421	313	1605	
N of Miss	33	23	19	11	86	

Table 43: How important do you think the things you are learning in school are going to be for your later life?

Response	6	8	10	12	Total	
Very important	65.6	39.0	24.4	23.3	39.0	
Quite important	18.4	23.8	20.7	18.9	20.6	
Fairly important	9.9	25.4	31.7	28.0	23.6	
Slightly important	4.5	8.3	17.5	23.3	12.6	
Not at all important	1.6	3.5	5.7	6.6	4.2	
N of Valid	425	484	435	318	1662	
N of Miss	9	9	5	6	29	

Table 44: How interesting are most of your courses to you?

Response	6	8	10	12	Total	
Very interesting and stimulating	28.2	13.1	9.7	10.4	15.5	
Quite interesting	34.9	32.6	23.4	19.8	28.3	
Fairly interesting	24.3	32.4	40.3	42.8	34.4	
Slightly dull	6.0	16.0	17.1	18.9	14.3	
Very dull	6.5	5.7	9.5	8.2	7.4	
N of Valid	415	487	432	318	1652	
N of Miss	19	6	8	6	39	

Table 45: During the LAST FOUR WEEKS how many whole days of school have you missed because you skipped or 'cut'?








Response	6	8	10	12	Total	
None	68.5	68.6	72.0	56.7	67.2	
1	10.1	11.6	9.2	16.6	11.5	
2	7.5	6.4	5.7	9.9	7.2	
3	6.6	5.8	5.3	7.3	6.1	
04/05/13	4.7	5.2	5.0	7.0	5.4	
06/10/13	1.6	2.3	1.4	1.9	1.8	
11 or more	0.9	0.2	1.4	0.6	0.8	
N of Valid	425	484	436	314	1659	
N of Miss	9	9	4	10	32	

Table 46: What are the chances you would be seen as cool if you: smoked cigarettes?






Response	6	8	10	12	Total	
No or very little chance	91.0	76.7	69.1	70.4	77.1	
Little chance	3.6	10.2	11.5	14.1	9.6	
Some chance	2.7	6.9	9.8	6.4	6.5	
Pretty good chance	0.5	3.5	5.2	5.1	3.5	
Very good chance	2.2	2.7	4.4	3.9	3.2	
N of Valid	413	481	427	311	1632	
N of Miss	21	12	13	13	59	

Table 47: What are the chances you would be seen as cool if you: worked hard at school?






Response	6	8	10	12	Total	
No or very little chance	6.2	11.0	14.6	9.9	10.5	
Little chance	5.0	11.0	12.9	13.8	10.5	
Some chance	9.8	20.0	19.5	17.0	16.7	
Pretty good chance	18.4	23.1	25.6	26.3	23.2	
Very good chance	60.6	34.8	27.5	33.0	39.2	
N of Valid	419	480	426	312	1637	
N of Miss	15	13	14	12	54	

Table 48: What are the chances you would be seen as cool if you: began drinking alcoholic beverages regularly, that is, at least once or twice a month?






Response	6	8	10	12	Total	
No or very little chance	90.8	74.5	55.2	54.2	69.6	
Little chance	3.2	11.2	13.2	12.2	9.9	
Some chance	2.9	5.6	11.8	15.4	8.4	
Pretty good chance	1.0	5.8	13.5	10.3	7.5	
Very good chance	2.2	2.9	6.3	8.0	4.6	
N of Valid	412	482	431	312	1637	
N of Miss	22	11	9	12	54	

Table 49: What are the chances you would be seen as cool if you: defended someone who was being verbally abused at school?






Response	6	8	10	12	Total	
No or very little chance	19.3	15.9	17.3	16.7	17.3	
Little chance	8.7	11.4	15.9	15.7	12.7	
Some chance	9.2	18.8	25.0	24.4	19.0	
Pretty good chance	17.8	20.3	23.1	20.8	20.5	
Very good chance	45.1	33.5	18.7	22.4	30.5	
N of Valid	415	483	428	312	1638	
N of Miss	19	10	12	12	53	

Table 50: What are the chances you would be seen as cool if you: smoked marijuana?






Response	6	8	10	12	Total	
No or very little chance	92.3	71.8	53.8	49.2	67.9	
Little chance	1.2	7.9	10.9	10.3	7.5	
Some chance	3.1	7.9	11.8	11.9	8.5	
Pretty good chance	1.7	6.0	8.6	9.6	6.3	
Very good chance	1.7	6.4	14.8	19.0	9.8	
N of Valid	413	482	431	311	1637	
N of Miss	21	11	9	13	54	

Table 51: What are the chances you would be seen as cool if you: carried a handgun?






Response	6	8	10	12	Total	
No or very little chance	88.6	78.0	70.9	70.8	77.4	
Little chance	3.6	7.9	11.2	8.7	7.8	
Some chance	3.6	6.9	5.1	8.3	5.9	
Pretty good chance	0.7	1.9	5.3	4.5	3.0	
Very good chance	3.4	5.4	7.4	7.7	5.9	
N of Valid	412	481	430	312	1635	
N of Miss	22	12	10	12	56	

Table 52: Think of your four best friends (the friends you feel closest to). In the past year (12 months), how many of your best friends have: participated in clubs, organizations or activities at school?






Response	6	8	10	12	Total	
0	15.8	12.2	9.8	12.5	12.6	
1	11.2	10.0	10.5	9.9	10.4	
2	16.8	15.8	15.5	20.8	16.9	
3	15.8	16.6	18.7	13.1	16.3	
4	40.4	45.4	45.4	43.8	43.8	
N of Valid	411	482	427	313	1633	
N of Miss	23	11	13	11	58	

Table 53: Think of your four best friends (the friends you feel closest to). In the past year (12 months), how many of your best friends have: smoked cigarettes?






Response	6	8	10	12	Total	
0	90.3	76.4	63.8	61.5	73.8	
1	6.8	10.4	16.2	16.2	12.1	
2	1.0	6.4	7.3	9.6	5.9	
3	0.7	3.5	5.9	4.5	3.6	
4	1.2	3.3	6.8	8.3	4.6	
N of Valid	414	483	426	314	1637	
N of Miss	20	10	14	10	54	

Table 54: Think of your four best friends (the friends you feel closest to). In the past year (12 months), how many of your best friends have: tried beer, wine or hard liquor (for example, vodka, whiskey, or gin) when their parents didn't know about it?






Response	6	8	10	12	Total	
0	86.2	64.7	43.8	35.4	59.0	
1	7.7	14.3	14.8	15.6	13.0	
2	2.9	10.0	13.2	17.8	10.5	
3	0.7	4.6	10.6	7.3	5.7	
4	2.4	6.4	17.6	23.9	11.7	
N of Valid	413	481	425	314	1633	
N of Miss	21	12	15	10	58	

Table 55: Think of your four best friends (the friends you feel closest to). In the past year (12 months), how many of your best friends have: made a commitment to stay drug-free?






Response	6	8	10	12	Total	
0	11.1	19.7	29.5	33.7	22.7	
1	2.9	7.1	12.7	14.9	9.0	
2	5.1	10.1	13.4	14.9	10.6	
3	8.7	10.1	10.8	10.8	10.1	
4	72.3	53.0	33.5	25.7	47.6	
N of Valid	415	477	424	315	1631	
N of Miss	19	16	16	9	60	

Table 56: Think of your four best friends (the friends you feel closest to). In the past year (12 months), how many of your best friends have: used marijuana?






Response	6	8	10	12	Total	
0	95.6	73.5	55.1	42.1	68.2	
1	2.2	10.6	16.5	19.6	11.8	
2	0.0	6.2	9.5	13.0	6.8	
3	1.0	2.5	6.4	8.2	4.2	
4	1.2	7.1	12.5	17.1	9.0	
N of Valid	409	480	423	316	1628	
N of Miss	25	13	17	8	63	

Table 57: Think of your four best friends (the friends you feel closest to). In the past year (12 months), how many of your best friends have: used prescription drugs or non-prescription drugs for the purposes of getting high?






Response	6	8	10	12	Total	
0	93.7	84.4	75.1	68.4	81.2	
1	3.6	6.0	12.3	12.1	8.2	
2	0.2	3.3	5.7	8.3	4.1	
3	0.0	2.5	2.8	2.9	2.0	
4	2.4	3.8	4.0	8.3	4.4	
N of Valid	411	480	422	313	1626	
N of Miss	23	13	18	11	65	

Table 58: Think of your four best friends (the friends you feel closest to). In the past year (12 months), how many of your best friends have: used synthetic marijuana (K2, spice) or bath salts?






Response	6	8	10	12	Total	
0	95.8	95.2	91.3	85.7	92.5	
1	2.2	3.1	4.0	6.3	3.8	
2	0.5	0.2	2.4	2.2	1.2	
3	0.2	0.4	0.7	1.3	0.6	
4	1.2	1.0	1.7	4.4	1.9	
N of Valid	404	477	424	315	1620	
N of Miss	30	16	16	9	71	

Table 59: Think of your four best friends (the friends you feel closest to). In the past year (12 months), how many of your best friends have: used LSD, cocaine, amphetamines, or other illegal drugs?






Response	6	8	10	12	Total	
0	95.8	93.7	89.3	85.6	91.5	
1	2.0	2.7	6.0	7.0	4.2	
2	0.5	1.7	2.1	2.6	1.7	
3	0.7	0.6	1.2	1.9	1.1	
4	1.0	1.3	1.4	2.9	1.5	
N of Valid	407	479	419	313	1618	
N of Miss	27	14	21	11	73	

Table 60: Think of your four best friends (the friends you feel closest to). In the past year (12 months), how many of your best friends have: tried to do well in school?






Response	6	8	10	12	Total	
0	3.9	5.4	4.3	7.0	5.1	
1	4.2	3.1	7.1	4.5	4.7	
2	6.4	7.7	11.9	12.7	9.5	
3	12.0	21.1	19.3	15.9	17.4	
4	73.5	62.6	57.4	59.9	63.4	
N of Valid	407	478	420	314	1619	
N of Miss	27	15	20	10	72	

Table 61: Think of your four best friends (the friends you feel closest to). In the past year (12 months), how many of your best friends have: been suspended from school?






Response	6	8	10	12	Total	
0	57.5	46.3	56.4	55.1	53.5	
1	17.5	23.0	17.0	16.9	18.9	
2	10.4	13.2	13.2	14.3	12.7	
3	5.2	5.8	5.0	4.8	5.2	
4	9.4	11.7	8.5	8.9	9.7	
N of Valid	405	479	424	314	1622	
N of Miss	29	14	16	10	69	

Table 62: Think of your four best friends (the friends you feel closest to). In the past year (12 months), how many of your best friends have: liked school?






Response	6	8	10	12	Total	
0	15.4	26.4	31.5	32.8	26.2	
1	10.5	14.0	12.0	11.1	12.0	
2	17.6	20.8	23.0	23.2	21.0	
3	19.8	17.6	15.5	15.6	17.2	
4	36.8	21.2	18.1	17.2	23.5	
N of Valid	410	477	426	314	1627	
N of Miss	24	16	14	10	64	

Table 63: Think of your four best friends (the friends you feel closest to). In the past year (12 months), how many of your best friends have: carried a handgun?






Response	6	8	10	12	Total	
0	93.7	89.1	89.1	82.9	89.1	
1	2.9	5.8	5.7	8.9	5.7	
2	1.0	1.9	1.7	2.9	1.8	
3	0.7	0.6	1.9	1.9	1.2	
4	1.7	2.5	1.7	3.5	2.3	
N of Valid	411	479	423	315	1628	
N of Miss	23	14	17	9	63	

Table 64: Think of your four best friends (the friends you feel closest to). In the past year (12 months), how many of your best friends have: sold illegal drugs?






Response	6	8	10	12	Total	
0	96.3	91.0	85.9	77.2	88.4	
1	1.7	3.4	7.6	11.3	5.6	
2	0.7	2.7	2.9	4.8	2.7	
3	0.5	1.1	1.0	2.9	1.2	
4	0.7	1.9	2.6	3.9	2.2	
N of Valid	409	476	419	311	1615	
N of Miss	25	17	21	13	76	

Table 65: Think of your four best friends (the friends you feel closest to). In the past year (12 months), how many of your best friends have: regularly attended religious services?






Response	6	8	10	12	Total	
0	34.7	29.7	22.0	22.8	27.5	
1	7.0	13.8	16.2	23.1	14.6	
2	13.1	16.9	20.8	19.6	17.5	
3	13.3	16.5	15.8	15.1	15.2	
4	31.9	23.1	25.3	19.6	25.2	
N of Valid	398	472	419	312	1601	
N of Miss	36	21	21	12	90	

Table 66: Think of your four best friends (the friends you feel closest to). In the past year (12 months), how many of your best friends have: stolen or tried to steal a motor vehicle such as a car or motorcycle?






Response	6	8	10	12	Total	
0	94.6	92.3	92.0	87.6	91.9	
1	3.2	4.2	4.7	6.4	4.5	
2	0.7	1.7	1.2	2.9	1.5	
3	0.0	0.4	0.7	1.3	0.6	
4	1.5	1.5	1.4	1.9	1.5	
N of Valid	409	481	424	314	1628	
N of Miss	25	12	16	10	63	

Table 67: Think of your four best friends (the friends you feel closest to). In the past year (12 months), how many of your best friends have: been arrested?






Response	6	8	10	12	Total	
0	91.2	81.0	76.7	72.3	80.8	
1	6.6	10.8	13.6	15.0	11.3	
2	0.5	4.8	5.6	6.1	4.2	
3	0.2	1.9	1.2	3.5	1.6	
4	1.5	1.5	2.8	3.2	2.2	
N of Valid	407	480	425	314	1626	
N of Miss	27	13	15	10	65	

Table 68: Think of your four best friends (the friends you feel closest to). In the past year (12 months), how many of your best friends have: dropped out of school?






Response	6	8	10	12	Total	
0	92.9	92.3	88.4	82.5	89.6	
1	4.6	5.2	8.3	12.1	7.2	
2	1.0	1.5	1.4	2.5	1.5	
3	0.5	0.8	0.9	1.6	0.9	
4	1.0	0.2	0.9	1.3	0.8	
N of Valid	410	480	424	314	1628	
N of Miss	24	13	16	10	63	

Table 69: Think of your four best friends (the friends you feel closest to). In the past year (12 months), how many of your best friends have: been members of a gang?






Response	6	8	10	12	Total	
0	89.2	82.5	81.6	78.3	83.1	
1	4.9	5.4	6.9	9.3	6.4	
2	1.2	3.5	4.0	4.2	3.2	
3	0.7	1.9	2.6	1.6	1.7	
4	3.9	6.7	5.0	6.7	5.5	
N of Valid	408	479	423	313	1623	
N of Miss	26	14	17	11	68	

Table 70: How old were you when you first: smoked marijuana?










Response	6	8	10	12	Total	
Never	98.8	87.7	70.6	61.7	81.1	
10 or younger	1.0	1.9	0.9	1.6	1.3	
11	0.0	1.7	1.9	1.0	1.2	
12	0.2	3.5	3.1	1.6	2.2	
13	0.0	4.0	5.2	4.8	3.4	
14	0.0	1.0	6.4	8.0	3.5	
15	0.0	0.2	11.1	5.8	4.0	
16	0.0	0.0	0.7	6.4	1.4	
17 or older	0.0	0.0	0.2	9.0	1.8	
N of Valid	414	480	425	311	1630	
N of Miss	20	13	15	13	61	

Table 71: How old were you when you first: smoked a cigarette, even just a puff?










Response	6	8	10	12	Total	
Never	91.1	74.5	64.9	58.3	73.1	
10 or younger	5.0	11.0	10.3	9.0	8.9	
11	2.9	5.2	3.7	2.9	3.8	
12	0.7	5.2	5.2	5.4	4.1	
13	0.2	2.9	5.2	4.2	3.1	
14	0.0	1.0	5.6	4.5	2.6	
15	0.0	0.0	3.7	6.1	2.1	
16	0.0	0.0	1.4	4.5	1.2	
17 or older	0.0	0.2	0.0	5.1	1.0	
N of Valid	416	482	427	312	1637	
N of Miss	18	11	13	12	54	

Table 72: How old were you when you first: had more than a sip or two of beer, wine or hard liquor (for example, vodka, whiskey, or gin)?










Response	6	8	10	12	Total	
Never	85.7	64.5	48.5	38.9	60.8	
10 or younger	8.2	11.8	8.2	8.0	9.2	
11	3.1	6.8	4.9	1.3	4.3	
12	2.4	5.4	4.7	4.2	4.2	
13	0.5	8.7	10.1	6.4	6.6	
14	0.0	2.5	8.9	9.3	4.8	
15	0.0	0.0	11.0	8.7	4.5	
16	0.0	0.0	3.3	11.6	3.1	
17 or older	0.0	0.2	0.5	11.6	2.4	
N of Valid	413	482	427	311	1633	
N of Miss	21	11	13	13	58	

Table 73: How old were you when you first: began drinking alcoholic beverages regularly, that is, at least once or twice a month?










Response	6	8	10	12	Total	
Never	97.4	90.6	78.6	77.3	86.7	
10 or younger	1.7	1.2	1.2	0.6	1.2	
11	0.2	1.0	0.7	0.6	0.7	
12	0.2	1.9	0.5	0.3	0.8	
13	0.2	4.0	3.3	1.9	2.4	
14	0.0	0.8	4.7	2.3	1.9	
15	0.2	0.4	8.4	2.6	2.9	
16	0.0	0.0	2.6	7.1	2.0	
17 or older	0.0	0.0	0.2	7.1	1.4	
N of Valid	418	480	429	308	1635	
N of Miss	16	13	11	16	56	

Table 74: How old were you when you first: used Daztrex?


Response	6	8	10	12	Total	
Never	100.0	100.0	100.0	100.0	100.0	
10 or younger	0.0	0.0	0.0	0.0	0.0	
11	0.0	0.0	0.0	0.0	0.0	
12	0.0	0.0	0.0	0.0	0.0	
13	0.0	0.0	0.0	0.0	0.0	
14	0.0	0.0	0.0	0.0	0.0	
15	0.0	0.0	0.0	0.0	0.0	
16	0.0	0.0	0.0	0.0	0.0	
17 or older	0.0	0.0	0.0	0.0	0.0	
N of Valid	385	476	426	309	1596	
N of Miss	49	17	14	15	95	

Table 75: How old were you when you first: got suspended from school?

Response	6	8	10	12	Total	
Never	78.4	69.7	66.6	56.0	68.5	
10 or younger	12.9	12.2	10.1	10.0	11.5	
11	5.3	4.6	3.3	4.2	4.3	
12	2.6	5.8	4.2	6.1	4.7	
13	0.5	4.8	5.4	6.8	4.2	
14	0.0	2.7	5.4	5.8	3.3	
15	0.2	0.2	2.8	3.9	1.6	
16	0.0	0.0	1.9	4.2	1.3	
17 or older	0.0	0.0	0.2	2.9	0.6	
N of Valid	417	482	425	309	1633	
N of Miss	17	11	15	15	58	

Table 76: How old were you when you first: got arrested?

Response	6	8	10	12	Total	
Never	97.1	93.3	89.9	87.3	92.2	
10 or younger	1.4	1.5	0.5	0.0	0.9	
11	1.0	1.5	1.2	0.0	1.0	
12	0.2	1.5	2.6	1.3	1.4	
13	0.0	2.1	1.6	1.6	1.4	
14	0.0	0.2	1.2	1.9	0.7	
15	0.2	0.0	2.6	1.6	1.0	
16	0.0	0.0	0.5	3.2	0.7	
17 or older	0.0	0.0	0.0	2.9	0.6	
N of Valid	414	478	425	308	1625	
N of Miss	20	15	15	16	66	

Table 77: How old were you when you first: carried a handgun?


Response	6	8	10	12	Total	
Never	96.4	93.4	93.5	91.0	93.7	
10 or younger	1.9	1.3	0.9	1.0	1.3	
11	1.0	1.9	0.7	0.6	1.1	
12	0.7	0.8	0.9	0.6	0.8	
13	0.0	2.1	0.5	1.3	1.0	
14	0.0	0.4	1.4	0.6	0.6	
15	0.0	0.0	1.4	2.2	0.8	
16	0.0	0.0	0.7	1.9	0.6	
17 or older	0.0	0.0	0.0	0.6	0.1	
N of Valid	416	473	428	312	1629	
N of Miss	18	20	12	12	62	

Table 78: How old were you when you first: attacked someone with the idea of seriously hurting them?


Response	6	8	10	12	Total	
Never	89.1	79.3	76.0	74.7	80.0	
10 or younger	5.3	5.8	5.1	4.9	5.3	
11	3.4	3.3	1.2	0.6	2.3	
12	2.2	4.0	3.7	1.9	3.1	
13	0.0	5.6	5.8	3.9	3.9	
14	0.0	1.7	3.3	3.6	2.0	
15	0.0	0.2	3.3	2.6	1.4	
16	0.0	0.0	1.4	5.2	1.4	
17 or older	0.0	0.0	0.2	2.6	0.6	
N of Valid	413	479	429	308	1629	
N of Miss	21	14	11	16	62	

Table 79: How old were you when you first: belonged to a gang?










Response	6	8	10	12	Total	
Never	96.2	93.8	92.0	90.7	93.3	
10 or younger	2.2	1.0	0.7	2.2	1.5	
11	1.2	1.0	0.7	0.3	0.9	
12	0.5	1.5	2.1	0.3	1.2	
13	0.0	2.1	1.2	1.0	1.1	
14	0.0	0.6	1.6	2.6	1.1	
15	0.0	0.0	1.2	1.0	0.5	
16	0.0	0.0	0.5	0.6	0.2	
17 or older	0.0	0.0	0.0	1.3	0.2	
N of Valid	416	480	427	312	1635	
N of Miss	18	13	13	12	56	

Table 80: How wrong do you think it is for someone your age to: take a handgun to school?





Response	6	8	10	12	Total	
Very wrong	93.1	88.2	86.8	90.7	89.6	
Wrong	5.0	8.0	8.4	6.8	7.1	
A little bit wrong	0.9	2.9	3.7	1.6	2.4	
Not wrong at all	0.9	0.8	1.2	1.0	1.0	
N of Valid	423	485	431	311	1650	
N of Miss	11	8	9	13	41	

Table 81: How wrong do you think it is for someone your age to: steal anything worth more than \$5?





Response	6	8	10	12	Total	
Very wrong	70.2	64.9	60.6	69.1	65.9	
Wrong	22.0	25.2	28.1	20.3	24.2	
A little bit wrong	5.5	8.3	8.8	8.4	7.7	
Not wrong at all	2.4	1.7	2.6	2.3	2.2	
N of Valid	419	484	431	311	1645	
N of Miss	15	9	9	13	46	

Table 82: How wrong do you think it is for someone your age to: pick a fight with someone?





Response	6	8	10	12	Total	
Very wrong	68.8	50.8	45.2	56.5	55.0	
Wrong	19.3	28.7	30.3	22.3	25.5	
A little bit wrong	9.3	16.2	19.3	16.8	15.4	
Not wrong at all	2.6	4.2	5.1	4.5	4.1	
N of Valid	420	480	429	310	1639	
N of Miss	14	13	11	14	52	

Table 83: How wrong do you think it is for someone your age to: attack someone with the idea of seriously hurting them?





Response	6	8	10	12	Total	
Very wrong	88.4	69.6	66.3	64.6	72.6	
Wrong	6.4	16.4	18.7	21.2	15.4	
A little bit wrong	3.1	9.8	11.5	10.9	8.7	
Not wrong at all	2.1	4.2	3.5	3.2	3.3	
N of Valid	422	481	427	311	1641	
N of Miss	12	12	13	13	50	

Table 84: How wrong do you think it is for someone your age to: stay away from school all day when their parents think they are at school?





Response	6	8	10	12	Total	
Very wrong	89.2	67.7	54.3	54.3	67.2	
Wrong	6.9	21.5	25.6	28.0	20.1	
A little bit wrong	2.6	7.3	15.4	11.9	9.1	
Not wrong at all	1.2	3.5	4.7	5.8	3.7	
N of Valid	418	480	429	311	1638	
N of Miss	16	13	11	13	53	

Table 85: How wrong do you think it is for someone your age to: drink beer, wine or hard liquor (for example, vodka, whiskey, or gin) regularly?





Response	6	8	10	12	Total	
Very wrong	92.8	70.3	49.8	51.0	67.0	
Wrong	3.8	17.2	24.2	21.3	16.4	
A little bit wrong	2.6	8.8	18.1	18.4	11.5	
Not wrong at all	0.7	3.8	7.9	9.4	5.1	
N of Valid	419	478	430	310	1637	
N of Miss	15	15	10	14	54	

Table 86: How wrong do you think it is for someone your age to: smoke cigarettes?





Response	6	8	10	12	Total	
Very wrong	91.4	74.1	61.1	55.3	71.6	
Wrong	5.2	14.4	18.9	20.1	14.3	
A little bit wrong	2.9	7.1	12.4	15.2	8.9	
Not wrong at all	0.5	4.4	7.7	9.4	5.2	
N of Valid	421	478	429	309	1637	
N of Miss	13	15	11	15	54	

Table 87: How wrong do you think it is for someone your age to: smoke marijuana?





Response	6	8	10	12	Total	
Very wrong	93.3	77.2	54.2	54.2	70.9	
Wrong	4.8	9.8	17.2	15.2	11.5	
A little bit wrong	0.7	7.5	16.0	12.6	9.0	
Not wrong at all	1.2	5.4	12.6	18.1	8.6	
N of Valid	416	478	430	310	1634	
N of Miss	18	15	10	14	57	

Table 88: How wrong do you think it is for someone your age to: use prescription drugs or non-prescription drugs for the purpose of getting high?





Response	6	8	10	12	Total	
Very wrong	95.5	84.3	72.7	74.2	82.2	
Wrong	3.3	10.7	17.7	15.8	11.6	
A little bit wrong	0.7	2.5	6.5	5.5	3.7	
Not wrong at all	0.5	2.5	3.0	4.5	2.5	
N of Valid	418	478	429	310	1635	
N of Miss	16	15	11	14	56	

Table 89: How wrong do you think it is for someone your age to: use synthetic marijuana (K2, spice) or bath salts?





Response	6	8	10	12	Total	
Very wrong	95.4	89.6	82.9	85.8	88.6	
Wrong	3.6	6.5	12.1	8.4	7.6	
A little bit wrong	0.5	1.3	3.0	2.6	1.8	
Not wrong at all	0.5	2.7	1.9	3.2	2.0	
N of Valid	413	479	428	309	1629	
N of Miss	21	14	12	15	62	

Table 90: How wrong do you think it is for someone your age to: use LSD, cocaine, amphetamines or another illegal drug?





Response	6	8	10	12	Total	
Very wrong	96.9	91.6	87.4	88.4	91.3	
Wrong	1.9	5.8	9.6	7.4	6.1	
A little bit wrong	0.5	1.0	1.9	2.3	1.3	
Not wrong at all	0.7	1.5	1.2	1.9	1.3	
N of Valid	418	479	428	310	1635	
N of Miss	16	14	12	14	56	

Table 91: At school during the past 12 months, did you receive help from the resource teacher, speech therapist or other special education teacher?



Response	6	8	10	12	Total	
No	74.4	87.4	90.8	93.0	86.1	
Yes	25.6	12.6	9.2	7.0	13.9	
N of Valid	367	436	390	273	1466	
N of Miss	67	57	50	51	225	

Table 92: How many times in the past year (12 months) have you: been suspended from school?








Response	6	8	10	12	Total	
Never	84.2	80.3	82.3	77.4	81.3	
1 to 2 times	12.6	15.5	10.5	17.7	13.9	
3 to 5 times	2.4	2.1	4.9	3.5	3.2	
6 to 9 times	0.2	1.4	1.4	0.6	1.0	
10 to 19 times	0.0	0.4	0.2	0.3	0.2	
20 to 29 times	0.0	0.0	0.2	0.0	0.1	
30 to 39 times	0.0	0.0	0.0	0.0	0.0	
40+ times	0.5	0.2	0.5	0.3	0.4	
N of Valid	419	483	430	310	1642	
N of Miss	15	10	10	14	49	

Table 93: How many times in the past year (12 months) have you: carried a handgun?








Response	6	8	10	12	Total	
Never	97.1	94.0	94.4	92.5	94.6	
1 to 2 times	1.7	3.7	3.0	3.2	2.9	
3 to 5 times	0.0	0.8	0.0	1.9	0.6	
6 to 9 times	0.2	0.8	1.2	0.6	0.7	
10 to 19 times	0.2	0.2	0.0	0.6	0.2	
20 to 29 times	0.0	0.0	0.2	0.0	0.1	
30 to 39 times	0.0	0.0	0.0	0.0	0.0	
40+ times	0.7	0.4	1.2	1.0	0.8	
N of Valid	418	481	428	308	1635	
N of Miss	16	12	12	16	56	

Table 94: How many times in the past year (12 months) have you: sold illegal drugs?









Response	6	8	10	12	Total	
Never	99.3	98.3	94.8	92.5	96.6	
1 to 2 times	0.0	1.0	1.2	3.3	1.2	
3 to 5 times	0.2	0.2	1.9	2.0	1.0	
6 to 9 times	0.0	0.2	0.7	0.7	0.4	
10 to 19 times	0.0	0.2	0.0	0.0	0.1	
20 to 29 times	0.0	0.0	0.2	0.3	0.1	
30 to 39 times	0.0	0.0	0.2	0.0	0.1	
40+ times	0.5	0.0	0.9	1.3	0.6	
N of Valid	417	480	425	306	1628	
N of Miss	17	13	15	18	63	

Table 95: How many times in the past year (12 months) have you: stolen or tried to steal a motor vehicle such as a car or motorcycle?








Response	6	8	10	12	Total	
Never	98.6	98.5	97.7	98.7	98.3	
1 to 2 times	0.0	1.0	1.9	0.6	0.9	
3 to 5 times	0.5	0.2	0.2	0.0	0.2	
6 to 9 times	0.5	0.0	0.0	0.3	0.2	
10 to 19 times	0.0	0.0	0.0	0.3	0.1	
20 to 29 times	0.0	0.0	0.2	0.0	0.1	
30 to 39 times	0.0	0.0	0.0	0.0	0.0	
40+ times	0.5	0.2	0.0	0.0	0.2	
N of Valid	417	482	426	310	1635	
N of Miss	17	11	14	14	56	

Table 96: How many times in the past year (12 months) have you: participated in clubs, organizations or activities at school?









Response	6	8	10	12	Total	
Never	28.7	27.9	28.3	22.3	27.1	
1 to 2 times	24.1	21.2	15.0	15.9	19.3	
3 to 5 times	17.8	18.3	15.4	14.9	16.8	
6 to 9 times	9.2	10.4	11.2	9.1	10.0	
10 to 19 times	5.5	6.9	9.6	11.0	8.0	
20 to 29 times	2.7	2.1	5.4	7.8	4.2	
30 to 39 times	1.0	1.9	2.8	1.9	1.9	
40+ times	11.1	11.2	12.4	17.2	12.6	
N of Valid	415	480	428	309	1632	
N of Miss	19	13	12	15	59	

Table 97: How many times in the past year (12 months) have you: been arrested?








Response	6	8	10	12	Total	
Never	97.8	94.2	93.4	92.2	94.5	
1 to 2 times	1.7	4.8	5.4	6.2	4.4	
3 to 5 times	0.0	0.8	0.5	1.0	0.6	
6 to 9 times	0.0	0.0	0.2	0.3	0.1	
10 to 19 times	0.0	0.2	0.5	0.0	0.2	
20 to 29 times	0.0	0.0	0.0	0.3	0.1	
30 to 39 times	0.0	0.0	0.0	0.0	0.0	
40+ times	0.5	0.0	0.0	0.0	0.1	
N of Valid	416	482	425	306	1629	
N of Miss	18	11	15	18	62	

Table 98: How many times in the past year (12 months) have you: attacked someone with the idea of seriously hurting them?


Response	6	8	10	12	Total	
Never	91.1	82.6	84.3	81.9	85.1	
1 to 2 times	5.7	11.0	8.2	11.0	8.9	
3 to 5 times	1.0	2.9	4.9	3.9	3.1	
6 to 9 times	0.2	1.7	1.2	1.0	1.0	
10 to 19 times	1.0	0.2	0.2	0.3	0.4	
20 to 29 times	0.2	0.4	0.0	0.6	0.3	
30 to 39 times	0.0	0.6	0.5	0.3	0.4	
40+ times	0.7	0.6	0.7	1.0	0.7	
N of Valid	418	482	428	309	1637	
N of Miss	16	11	12	15	54	

Table 99: How many times in the past year (12 months) have you: been drunk or high at school?


Response	6	8	10	12	Total	
Never	98.3	92.1	87.4	84.1	90.9	
1 to 2 times	1.2	5.0	6.3	5.2	4.4	
3 to 5 times	0.0	1.2	2.6	4.5	1.9	
6 to 9 times	0.0	0.6	1.2	1.0	0.7	
10 to 19 times	0.0	0.2	1.6	1.9	0.9	
20 to 29 times	0.0	0.4	0.5	0.6	0.4	
30 to 39 times	0.0	0.2	0.0	0.3	0.1	
40+ times	0.5	0.2	0.5	2.3	0.7	
N of Valid	418	481	427	308	1634	
N of Miss	16	12	13	16	57	

Table 100: How many times in the past year (12 months) have you: taken a handgun to school?

Response	6	8	10	12	Total	
Never	99.5	99.8	99.8	98.7	99.5	
1 to 2 times	0.0	0.2	0.0	0.0	0.1	
3 to 5 times	0.0	0.0	0.0	0.0	0.0	
6 to 9 times	0.0	0.0	0.0	0.3	0.1	
10 to 19 times	0.0	0.0	0.0	0.0	0.0	
20 to 29 times	0.0	0.0	0.0	0.3	0.1	
30 to 39 times	0.0	0.0	0.2	0.3	0.1	
40+ times	0.5	0.0	0.0	0.3	0.2	
N of Valid	418	478	428	309	1633	
N of Miss	16	15	12	15	58	

Table 101: Are you currently on probation, or assigned a probation officer with Juvenile Court?

Response	6	8	10	12	Total	
No	97.9	97.3	96.5	96.6	97.1	
Yes	2.1	2.7	3.5	3.4	2.9	
N of Valid	380	437	404	293	1514	
N of Miss	54	56	36	31	177	

Table 102: Have you ever belonged to a gang?

Response	6	8	10	12	Total	
No	94.0	89.6	89.7	89.3	90.7	
No, but would like to	0.5	2.3	1.4	2.0	1.5	
Yes, in the past	2.9	3.9	4.2	4.2	3.8	
Yes, belong now	1.9	3.3	4.2	4.2	3.4	
Yes, but would like to get out	0.7	0.8	0.5	0.3	0.6	
N of Valid	415	482	429	307	1633	
N of Miss	19	11	11	17	58	

Table 103: If you have ever belonged to a gang, did that gang have a name?




Response	6	8	10	12	Total	
No	10.4	8.5	11.5	19.3	11.8	
Yes	4.9	8.3	8.9	9.5	7.8	
I have never belonged to a gang	84.7	83.2	79.5	71.1	80.3	
N of Valid	412	481	425	305	1623	
N of Miss	22	12	15	19	68	

Table 104: You are at a party at someone's house, and one of your friends offers you a drink containing alcohol. What would you say or do?





Response	6	8	10	12	Total	
Drink it	4.5	18.4	31.1	31.9	20.8	
Tell your friend, 'No thanks, I don't drink' and suggest that you and your friend go and do something else	46.9	39.4	30.4	26.2	36.5	
Just say, 'No thanks' and walk away	32.0	30.6	28.3	34.9	31.1	
Make up a good excuse, tell your friend you had something else to do, and leave	16.6	11.5	10.2	7.0	11.6	
N of Valid	403	477	421	301	1602	
N of Miss	31	16	19	23	89	

Table 105: How often do you attend religious services or activities?





Response	6	8	10	12	Total	
Never	21.3	16.6	14.6	17.0	17.3	
Rarely	24.4	21.6	28.0	30.1	25.6	
1-2 Times a Month	9.6	17.2	12.7	13.7	13.5	
About Once a Week or More	44.7	44.5	44.7	39.2	43.6	
N of Valid	394	476	425	306	1601	
N of Miss	40	17	15	18	90	

Table 106: I think sometimes it's okay to cheat at school.





Response	6	8	10	12	Total	
NO!	73.3	39.3	18.5	22.2	39.3	
no	21.4	34.7	33.6	31.1	30.3	
yes	3.6	21.4	37.6	37.1	24.1	
YES!	1.7	4.6	10.3	9.6	6.3	
N of Valid	412	476	426	302	1616	
N of Miss	22	17	14	22	75	

Table 107: It is important to think before you act.





Response	6	8	10	12	Total	
NO!	3.2	2.3	1.9	2.0	2.4	
no	1.7	4.2	3.3	1.6	2.9	
yes	20.2	29.2	30.8	26.6	26.8	
YES!	74.9	64.3	64.0	69.7	67.9	
N of Valid	411	473	425	304	1613	
N of Miss	23	20	15	20	78	

Table 108: Sometimes I think that life is not worth it.





Response	6	8	10	12	Total	
NO!	56.8	47.4	45.4	49.3	49.6	
no	22.5	20.3	21.0	25.3	22.0	
yes	12.5	20.9	22.9	18.3	18.8	
YES!	8.2	11.4	10.6	7.0	9.6	
N of Valid	400	464	423	300	1587	
N of Miss	34	29	17	24	104	

Table 109: At times I think I am no good at all.

Response	6	8	10	12	Total	
NO!	43.6	39.2	33.3	39.3	38.8	
no	20.9	21.3	23.9	22.7	22.1	
yes	24.1	26.0	31.1	28.3	27.3	
YES!	11.3	13.4	11.8	9.7	11.8	
N of Valid	406	469	415	300	1590	
N of Miss	28	24	25	24	101	

Table 110: All in all, I am inclined to think that I am a failure.

Response	6	8	10	12	Total	
NO!	59.3	53.8	49.5	56.0	54.5	
no	22.4	23.6	27.8	28.1	25.3	
yes	11.8	14.5	16.3	11.9	13.8	
YES!	6.5	8.0	6.5	4.0	6.5	
N of Valid	398	461	418	302	1579	
N of Miss	36	32	22	22	112	

Table 111: In the past year, have you felt depressed or sad MOST days, even if you felt okay sometimes?

Response	6	8	10	12	Total	
NO!	29.1	32.2	22.4	32.6	28.9	
no	17.2	16.7	19.8	16.6	17.6	
yes	32.3	29.0	34.5	28.6	31.2	
YES!	21.4	22.1	23.3	22.3	22.3	
N of Valid	406	466	420	301	1593	
N of Miss	28	27	20	23	98	

Table 112: It is all right to beat up people if they start the fight.

Response	6	8	10	12	Total	
NO!	51.7	32.3	16.9	28.8	32.5	
no	19.9	18.0	20.5	16.4	18.8	
yes	14.7	22.7	27.9	20.7	21.6	
YES!	13.7	27.1	34.8	34.1	27.0	
N of Valid	408	462	420	299	1589	
N of Miss	26	31	20	25	102	

Table 113: I think it is okay to take something without asking if you can get away with it.

Response	6	8	10	12	Total	
NO!	83.2	67.7	56.9	64.9	68.3	
no	13.8	24.4	32.4	27.2	24.3	
yes	2.0	5.4	8.3	5.0	5.2	
YES!	1.0	2.6	2.4	3.0	2.2	
N of Valid	405	464	420	302	1591	
N of Miss	29	29	20	22	100	

Table 114: Where do you get the most information about living a drug and alcohol free life? Parents/guardians

Response	6	8	10	12	Total	
All the time	58.1	52.3	47.2	54.4	52.8	
Most	20.7	22.4	20.7	16.8	20.5	
Some	11.1	13.9	16.9	15.1	14.2	
Very little	10.1	11.3	15.3	13.8	12.5	
N of Valid	396	459	426	298	1579	
N of Miss	38	34	14	26	112	

Table 115: Where do you get the most information about living a drug and alcohol free life? Friends





Response	6	8	10	12	Total	
All the time	33.4	16.4	14.7	13.9	19.7	
Most	15.0	20.8	16.1	17.2	17.4	
Some	23.1	31.6	28.0	27.0	27.6	
Very little	28.5	31.2	41.2	41.9	35.2	
N of Valid	386	452	415	296	1549	
N of Miss	48	41	25	28	142	

Table 116: Where do you get the most information about living a drug and alcohol free life? Family members





Response	6	8	10	12	Total	
All the time	58.1	40.4	33.7	30.5	41.2	
Most	15.0	23.9	25.1	19.8	21.2	
Some	15.5	18.9	23.2	26.8	20.7	
Very little	11.4	16.9	18.1	22.8	17.0	
N of Valid	394	456	419	298	1567	
N of Miss	40	37	21	26	124	

Table 117: Where do you get the most information about living a drug and alcohol free life? School





Response	6	8	10	12	Total	
All the time	70.5	54.8	40.7	38.2	51.9	
Most	15.9	23.7	28.0	25.3	23.2	
Some	7.8	12.3	17.5	19.9	14.0	
Very little	5.8	9.2	13.9	16.6	11.0	
N of Valid	397	456	418	296	1567	
N of Miss	37	37	22	28	124	

Table 118: Where do you get the most information about living a drug and alcohol free life? Internet





Response	6	8	10	12	Total	
All the time	24.1	16.7	16.0	12.5	17.6	
Most	11.7	11.8	10.0	11.9	11.3	
Some	17.6	23.6	26.6	24.4	23.0	
Very little	46.6	48.0	47.4	51.2	48.1	
N of Valid	386	450	418	295	1549	
N of Miss	48	43	22	29	142	

Table 119: Where do you get the most information about living a drug and alcohol free life? TV





Response	6	8	10	12	Total	
All the time	27.8	17.7	17.8	14.0	19.6	
Most	16.5	16.9	11.1	15.4	14.9	
Some	17.8	29.0	29.1	25.9	25.6	
Very little	37.9	36.4	42.1	44.7	39.9	
N of Valid	388	451	416	293	1548	
N of Miss	46	42	24	31	143	

Table 120: Where do you get the most information about living a drug and alcohol free life? Social media





Response	6	8	10	12	Total	
All the time	24.3	15.8	12.6	12.9	16.5	
Most	8.9	13.6	11.4	11.2	11.4	
Some	19.1	26.0	26.4	24.1	24.0	
Very little	47.6	44.7	49.6	51.9	48.1	
N of Valid	382	450	413	295	1540	
N of Miss	52	43	27	29	151	

Table 121: How much do you think people risk harming themselves (physically or in other ways) if they: smoked one or more packs of cigarettes per day?





Response	6	8	10	12	Total	
No risk	22.1	13.2	11.5	10.4	14.5	
Slight risk	5.9	9.9	9.1	8.7	8.4	
Moderate risk	16.0	19.7	19.9	16.1	18.1	
Great risk	56.0	57.2	59.6	64.8	59.0	
N of Valid	393	446	418	298	1555	
N of Miss	41	47	22	26	136	

Table 122: How much do you think people risk harming themselves (physically or in other ways) if they: try marijuana once or twice?





Response	6	8	10	12	Total	
No risk	24.5	22.0	32.4	33.6	27.7	
Slight risk	14.8	22.5	29.5	27.2	23.3	
Moderate risk	20.7	23.9	18.9	18.5	20.7	
Great risk	40.1	31.6	19.2	20.8	28.3	
N of Valid	392	440	417	298	1547	
N of Miss	42	53	23	26	144	

Table 123: How much do you think people risk harming themselves (physically or in other ways) if they: smoke marijuana once or twice a week?





Response	6	8	10	12	Total	
No risk	22.9	20.1	27.8	27.2	24.3	
Slight risk	7.5	11.4	18.3	16.8	13.3	
Moderate risk	18.0	22.6	24.9	24.5	22.4	
Great risk	51.5	45.9	29.0	31.5	40.0	
N of Valid	388	438	410	298	1534	
N of Miss	46	55	30	26	157	

Table 124: How much do you think people risk harming themselves (physically or in other ways) if they: take one or two drinks of an alcoholic beverage (beer, wine, liquor) nearly every day?





Response	6	8	10	12	Total	
No risk	23.9	17.3	15.6	11.4	17.4	
Slight risk	10.2	17.3	21.5	16.4	16.5	
Moderate risk	18.3	23.9	28.0	33.6	25.4	
Great risk	47.6	41.6	34.9	38.6	40.7	
N of Valid	393	440	418	298	1549	
N of Miss	41	53	22	26	142	

Table 125: How much do you think people risk harming themselves (physically or in other ways) if they: have five or more drinks of an alcoholic beverage once or twice each weekend?





Response	6	8	10	12	Total	
No risk	22.6	16.2	13.6	11.4	16.2	
Slight risk	7.6	7.5	15.6	14.4	11.0	
Moderate risk	16.0	24.9	25.8	24.1	22.7	
Great risk	53.7	51.4	45.0	50.2	50.0	
N of Valid	393	438	418	299	1548	
N of Miss	41	55	22	25	143	

Table 126: How much do you think people risk harming themselves (physically or in other ways) if they: use prescription drugs that are not prescribed to them?





Response	6	8	10	12	Total	
No risk	23.2	16.1	11.2	9.0	15.2	
Slight risk	5.9	5.9	8.1	10.0	7.3	
Moderate risk	10.3	15.0	21.1	20.4	16.5	
Great risk	60.6	63.0	59.6	60.5	61.0	
N of Valid	388	441	418	299	1546	
N of Miss	46	52	22	25	145	

Table 127: How much do you think people risk harming themselves (physically or in other ways) if they: use non-prescription drugs to get high?

Response	6	8	10	12	Total
No risk	22.1	16.1	11.9	8.7	15.0
Slight risk	2.1	6.1	7.4	8.0	5.8
Moderate risk	10.3	13.6	18.6	14.7	14.3
Great risk	65.6	64.2	62.1	68.6	64.8
N of Valid	390	441	419	299	1549
N of Miss	44	52	21	25	142

Table 128: Have you ever used smokeless tobacco (chew, snuff, plug, dipping tobacco, or chewing tobacco)?

Response	6	8	10	12	Total
Never	95.5	89.4	84.6	87.5	89.3
Once or Twice	3.0	5.6	7.1	5.4	5.3
Once in a while but not regularly	0.5	2.0	3.1	1.7	1.9
Regularly in the past	0.5	1.4	1.9	0.3	1.1
Regularly now	0.5	1.6	3.3	5.1	2.4
N of Valid	401	444	423	297	1565
N of Miss	33	49	17	27	126

Table 129: How often have you taken smokeless tobacco during the past 30 days?

Response	6	8	10	12	Total
Not at all	98.5	94.8	93.1	92.6	94.9
Once or twice	1.0	3.2	2.6	2.0	2.2
Once or twice per week	0.2	0.7	1.0	0.3	0.6
Three to five times per week	0.2	0.0	0.7	1.0	0.4
About once a day	0.0	0.5	0.5	0.3	0.3
More than once a day	0.0	0.9	2.1	3.7	1.5
N of Valid	400	441	421	297	1559
N of Miss	34	52	19	27	132

Table 130: Have you ever smoked cigarettes?






Response	6	8	10	12	Total	
Never	91.2	78.0	68.6	64.8	76.3	
Once or Twice	6.8	11.1	16.6	19.1	13.0	
Once in a while but not regularly	1.3	5.9	4.5	8.1	4.7	
Regularly in the past	0.5	3.6	4.0	3.0	2.8	
Regularly now	0.3	1.4	6.2	5.0	3.1	
N of Valid	399	441	421	298	1559	
N of Miss	35	52	19	26	132	

Table 131: How frequently have you smoked cigarettes during the past 30 days?







Response	6	8	10	12	Total	
Not at all	98.7	93.8	88.8	88.5	92.7	
Less than one cigarette per day	0.5	3.9	3.6	6.4	3.4	
One to five cigarettes per day	0.8	1.4	5.5	3.0	2.6	
About one-half pack per day	0.0	0.9	1.2	1.7	0.9	
About one pack per day	0.0	0.0	0.7	0.3	0.3	
About one and one-half packs per day	0.0	0.0	0.2	0.0	0.1	
Two packs or more per day	0.0	0.0	0.0	0.0	0.0	
N of Valid	397	439	418	296	1550	
N of Miss	37	54	22	28	141	

Table 132: Which statement best describes rules about smoking inside your home?






Response	6	8	10	12	Total	
Smoking is not allowed anywhere inside your home	64.5	55.8	60.9	65.5	61.3	
Smoking is allowed in some places and at some times	11.1	12.4	10.7	7.8	10.7	
Smoking is allowed anywhere inside the home	3.5	4.1	5.5	6.8	4.9	
There are no rules about smoking inside the home	3.3	11.8	12.2	7.8	8.9	
I don't know	17.6	15.9	10.7	12.2	14.2	
N of Valid	397	434	419	296	1546	
N of Miss	37	59	21	28	145	

Table 133: Which statement best describes rules about smoking in your family cars?







Response	6	8	10	12	Total	
Smoking is never allowed in any car	60.4	53.3	54.0	55.6	55.7	
Smoking is allowed sometimes or in some cars	13.1	13.9	12.7	16.2	13.8	
Smoking is allowed in any car anytime	3.8	4.4	7.0	6.7	5.4	
There are no rules about smoking in the car	4.8	11.3	13.7	7.7	9.6	
We do not have a family car	0.5	1.4	1.4	2.0	1.3	
I don't know	17.4	15.7	11.3	11.8	14.2	
N of Valid	396	433	417	297	1543	
N of Miss	38	60	23	27	148	

Table 134: During this school year, were you taught in any of your classes about the dangers of tobacco use?






Response	6	8	10	12	Total	
Strongly agree	52.0	39.3	22.2	19.7	34.0	
Agree	20.1	31.2	27.8	28.2	26.9	
Disagree	4.4	7.2	13.6	13.9	9.6	
Strongly disagree	5.0	8.1	18.7	26.2	13.7	
I don't know	18.5	14.3	17.7	11.9	15.8	
N of Valid	383	433	418	294	1528	
N of Miss	51	60	22	30	163	

Table 135: During the past 12 months, have you participated in any community activities to discourage people your age from using cigarettes, chewing tobacco, snuff, dip or cigars?






Response	6	8	10	12	Total	
Strongly agree	29.8	17.8	17.8	18.5	20.9	
Agree	16.4	21.8	17.3	21.9	19.2	
Disagree	11.3	18.1	17.5	17.8	16.2	
Strongly disagree	15.3	19.4	26.4	29.8	22.3	
I don't know	27.3	22.9	20.9	12.0	21.3	
N of Valid	373	432	416	292	1513	
N of Miss	61	61	24	32	178	

Table 136: Think back over the last two weeks. How many times have you had five or more alcoholic drinks in a row?


Response	6	8	10	12	Total	
None	98.4	93.2	84.7	84.0	90.4	
Once	0.8	3.3	6.9	6.8	4.3	
Twice	0.3	1.2	4.3	4.8	2.5	
3-5 times	0.5	1.6	1.9	2.7	1.6	
6-9 times	0.0	0.2	0.7	1.0	0.5	
10 or more times	0.0	0.5	1.4	0.7	0.7	
N of Valid	385	427	418	294	1524	
N of Miss	49	66	22	30	167	

Table 137: During the past 30 days, how many times did you ride in a car or other vehicle driven by someone who had been drinking alcohol or using drugs to get high?


Response	6	8	10	12	Total	
0 times	84.9	85.3	78.1	75.9	81.4	
1 time	7.0	3.7	7.5	8.8	6.6	
2 or 3 times	4.2	7.9	8.2	8.8	7.2	
4 or 5 times	0.8	0.9	1.4	2.0	1.2	
6 or more times	3.1	2.1	4.8	4.4	3.5	
N of Valid	383	430	415	294	1522	
N of Miss	51	63	25	30	169	

Table 138: During the past 30 days, how many times did you drive a car or other vehicle when you had been drinking alcohol or using drugs to get high?

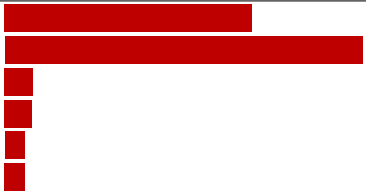
Response	6	8	10	12	Total	
I did not drive a car in the past 30 days	47.8	46.8	36.2	17.1	38.3	
0 times	49.5	49.8	57.7	73.3	56.5	
1 time	1.1	1.2	2.0	4.1	2.0	
2 or 3 times	1.1	1.5	2.4	2.4	1.8	
4 or 5 times	0.3	0.5	0.5	1.4	0.6	
6 or more times	0.3	0.2	1.2	1.7	0.8	
N of Valid	372	410	409	292	1483	
N of Miss	62	83	31	32	208	

Table 139: If you drank alcohol (not just a sip or taste) in the past year, how did you usually get it?













Response	6	8	10	12	Total	
I did not drink alcohol in the past year	92.4	80.9	64.6	56.0	74.4	
I bought it myself with a fake ID	0.0	0.2	0.0	1.4	0.3	
I bought it myself without a fake ID	0.0	0.2	0.7	1.7	0.6	
I got it from someone I know age 21 or older	0.5	6.0	11.5	21.6	9.2	
I got it from someone I know under age 21	0.5	1.4	4.4	2.7	2.3	
I got it from my brother or sister	0.5	0.7	1.7	2.1	1.2	
I got it from home with my parents' permission	0.3	1.7	3.4	3.4	2.2	
I got it from home without my parents' permission	0.8	2.9	2.5	0.3	1.7	
I got it from another relative	0.8	2.4	2.9	2.7	2.2	
A stranger bought it for me	0.0	0.5	0.5	0.3	0.3	
I took it from a store or shop	0.0	0.0	0.2	0.0	0.1	
Other	4.1	3.1	7.4	7.6	5.4	
N of Valid	370	418	407	291	1486	
N of Miss	64	75	33	33	205	

Table 140: If you drank alcohol (not just a sip or taste) in the past year, where did you usually drink it?











Response	6	8	10	12	Total	
I did not drink alcohol in the past year	95.3	82.2	68.1	58.8	77.0	
at my home	1.4	6.7	8.5	10.7	6.7	
at someone else's home	1.1	6.2	16.0	21.6	10.7	
at an open area like a park, beach, field, back road, woods, or a street corner	0.8	3.1	3.7	3.8	2.9	
at a sporting event or concert	0.0	0.5	0.5	0.3	0.3	
at a restaurant, bar, or a nightclub	0.3	0.0	0.2	0.3	0.2	
at an empty building or a construction site	0.3	0.0	1.0	0.0	0.3	
at a hotel/motel	0.0	0.2	0.2	0.7	0.3	
in a car	0.3	0.7	1.0	2.4	1.0	
at school	0.6	0.2	0.7	1.4	0.7	
N of Valid	363	416	401	291	1471	
N of Miss	71	77	39	33	220	

Table 141: How do you feel about someone your age having one or two drinks of an alcoholic beverage nearly every day?





Response	6	8	10	12	Total	
Neither approve nor disapprove	28.5	25.8	34.8	33.2	30.4	
Somewhat disapprove	4.1	9.1	14.3	19.0	11.2	
Strongly disapprove	50.1	49.4	31.4	36.0	42.0	
Don't know or can't say	17.3	15.8	19.6	11.8	16.4	
N of Valid	369	419	414	289	1491	
N of Miss	65	74	26	35	200	

Table 142: On how many occasions have you had alcoholic beverages (beer, wine or hard liquor) to drink in your lifetime - more than just a few sips?








Response	6	8	10	12	Total	
0	90.9	74.1	58.6	49.1	69.3	
01/02/13	5.3	11.5	13.5	13.8	11.0	
03/05/13	2.1	4.9	10.0	10.7	6.8	
06/09/13	0.3	2.6	4.2	7.3	3.3	
10/19/13	1.1	3.3	6.1	5.5	3.9	
20-39	0.3	1.6	3.9	5.5	2.7	
40	0.0	1.9	3.7	8.0	3.1	
N of Valid	374	425	408	289	1496	
N of Miss	60	68	32	35	195	

Table 143: On how many occasions have you drunk one of more drinks of an alcoholic beverage during the past 30 days?








Response	6	8	10	12	Total	
0	98.1	92.5	81.1	77.0	87.8	
01/02/13	1.3	3.5	10.3	10.5	6.2	
03/05/13	0.0	2.4	5.1	7.0	3.4	
06/09/13	0.3	0.5	1.7	3.1	1.3	
10/19/13	0.3	0.5	1.2	1.4	0.8	
20-39	0.0	0.0	0.2	0.0	0.1	
40	0.0	0.7	0.2	1.0	0.5	
N of Valid	373	425	408	287	1493	
N of Miss	61	68	32	37	198	

Table 144: On how many occasions have you used marijuana (grass, pot) or hashish (hash, hash oil) in your lifetime?


Response	6	8	10	12	Total	
0	99.2	87.9	74.1	68.1	83.1	
01/02/13	0.8	4.7	7.6	7.6	5.1	
03/05/13	0.0	2.1	4.2	4.2	2.6	
06/09/13	0.0	0.7	2.0	1.7	1.1	
10/19/13	0.0	1.2	3.0	2.8	1.7	
20-39	0.0	1.2	2.5	3.1	1.6	
40	0.0	2.1	6.7	12.5	4.8	
N of Valid	371	423	406	288	1488	
N of Miss	63	70	34	36	203	

Table 145: On how many occasions have you used marijuana (grass, pot) or hashish (hash, hash oil) during the past 30 days?


Response	6	8	10	12	Total	
0	100.0	95.1	87.4	85.1	92.3	
01/02/13	0.0	1.9	4.2	4.2	2.5	
03/05/13	0.0	0.7	2.5	1.7	1.2	
06/09/13	0.0	0.9	1.2	1.0	0.8	
10/19/13	0.0	0.7	2.7	1.7	1.3	
20-39	0.0	0.5	1.0	1.0	0.6	
40	0.0	0.2	1.0	5.2	1.3	
N of Valid	372	425	405	289	1491	
N of Miss	62	68	35	35	200	

Table 146: On how many occasions have you used LSD or other psychedelics in your lifetime?


Response	6	8	10	12	Total	
0	100.0	99.3	98.5	97.2	98.9	
01/02/13	0.0	0.5	0.7	2.1	0.7	
03/05/13	0.0	0.2	0.0	0.3	0.1	
06/09/13	0.0	0.0	0.2	0.0	0.1	
10/19/13	0.0	0.0	0.5	0.3	0.2	
20-39	0.0	0.0	0.0	0.0	0.0	
40	0.0	0.0	0.0	0.0	0.0	
N of Valid	364	422	408	289	1483	
N of Miss	70	71	32	35	208	

Table 147: On how many occasions have you used LSD or other psychedelics during the past 30 days?


Response	6	8	10	12	Total	
0	100.0	99.8	99.5	99.7	99.7	
01/02/13	0.0	0.2	0.5	0.0	0.2	
03/05/13	0.0	0.0	0.0	0.3	0.1	
06/09/13	0.0	0.0	0.0	0.0	0.0	
10/19/13	0.0	0.0	0.0	0.0	0.0	
20-39	0.0	0.0	0.0	0.0	0.0	
40	0.0	0.0	0.0	0.0	0.0	
N of Valid	364	420	407	286	1477	
N of Miss	70	73	33	38	214	

Table 148: On how many occasions have you used cocaine or crack in your lifetime?


Response	6	8	10	12	Total	
0	99.7	99.3	98.8	97.9	99.0	
01/02/13	0.0	0.5	0.7	1.0	0.5	
03/05/13	0.0	0.0	0.0	1.0	0.2	
06/09/13	0.0	0.2	0.0	0.0	0.1	
10/19/13	0.3	0.0	0.5	0.0	0.2	
20-39	0.0	0.0	0.0	0.0	0.0	
40	0.0	0.0	0.0	0.0	0.0	
N of Valid	371	422	407	287	1487	
N of Miss	63	71	33	37	204	

Table 149: On how many occasions have you used cocaine or crack during the past 30 days?


Response	6	8	10	12	Total	
0	99.7	99.8	99.3	100.0	99.7	
01/02/13	0.0	0.2	0.2	0.0	0.1	
03/05/13	0.0	0.0	0.5	0.0	0.1	
06/09/13	0.0	0.0	0.0	0.0	0.0	
10/19/13	0.3	0.0	0.0	0.0	0.1	
20-39	0.0	0.0	0.0	0.0	0.0	
40	0.0	0.0	0.0	0.0	0.0	
N of Valid	370	421	410	287	1488	
N of Miss	64	72	30	37	203	

Table 150: On how many occasions have you sniffed glue, breathed the contents of an aerosol spray can, or inhaled other gases or sprays, in order to get high in your lifetime?


Response	6	8	10	12	Total	
0	97.0	93.1	91.7	93.7	93.8	
01/02/13	2.2	4.3	3.7	3.1	3.4	
03/05/13	0.5	0.7	1.7	1.0	1.0	
06/09/13	0.3	0.2	1.2	0.7	0.6	
10/19/13	0.0	0.5	1.0	1.0	0.6	
20-39	0.0	0.0	0.0	0.0	0.0	
40	0.0	1.2	0.7	0.3	0.6	
N of Valid	368	419	409	286	1482	
N of Miss	66	74	31	38	209	

Table 151: On how many occasions have you sniffed glue, breathed the contents of an aerosol spray can, or inhaled other gases or sprays, in order to get high during the past 30 days?


Response	6	8	10	12	Total	
0	98.1	96.9	96.8	98.6	97.5	
01/02/13	1.1	2.1	2.2	0.7	1.6	
03/05/13	0.5	0.5	0.2	0.3	0.4	
06/09/13	0.0	0.0	0.7	0.0	0.2	
10/19/13	0.3	0.2	0.0	0.0	0.1	
20-39	0.0	0.0	0.0	0.0	0.0	
40	0.0	0.2	0.0	0.3	0.1	
N of Valid	367	421	409	286	1483	
N of Miss	67	72	31	38	208	

Table 152: On how many occasions have you used Daztrex in your lifetime?


Response	6	8	10	12	Total	
0	100.0	100.0	100.0	100.0	100.0	
01/02/13	0.0	0.0	0.0	0.0	0.0	
03/05/13	0.0	0.0	0.0	0.0	0.0	
06/09/13	0.0	0.0	0.0	0.0	0.0	
10/19/13	0.0	0.0	0.0	0.0	0.0	
20-39	0.0	0.0	0.0	0.0	0.0	
40	0.0	0.0	0.0	0.0	0.0	
N of Valid	353	416	410	287	1466	
N of Miss	81	77	30	37	225	

Table 153: On how many occasions have you used Daztrex during the past 30 days?


Response	6	8	10	12	Total	
0	100.0	100.0	100.0	100.0	100.0	
01/02/13	0.0	0.0	0.0	0.0	0.0	
03/05/13	0.0	0.0	0.0	0.0	0.0	
06/09/13	0.0	0.0	0.0	0.0	0.0	
10/19/13	0.0	0.0	0.0	0.0	0.0	
20-39	0.0	0.0	0.0	0.0	0.0	
40	0.0	0.0	0.0	0.0	0.0	
N of Valid	353	420	409	287	1469	
N of Miss	81	73	31	37	222	

Table 154: On how many occasions have you used synthetic marijuana in your lifetime?








Response	6	8	10	12	Total	
0	100.0	97.9	95.4	93.4	96.8	
01/02/13	0.0	0.7	2.7	2.8	1.5	
03/05/13	0.0	0.7	0.0	0.7	0.3	
06/09/13	0.0	0.2	0.7	0.0	0.3	
10/19/13	0.0	0.0	0.0	1.0	0.2	
20-39	0.0	0.5	0.5	1.4	0.5	
40	0.0	0.0	0.7	0.7	0.3	
N of Valid	365	422	410	287	1484	
N of Miss	69	71	30	37	207	

Table 155: On how many occasions have you used synthetic marijuana during the past 30 days?


Response	6	8	10	12	Total	
0	100.0	98.6	98.0	99.7	99.0	
01/02/13	0.0	0.7	1.0	0.0	0.5	
03/05/13	0.0	0.2	0.5	0.0	0.2	
06/09/13	0.0	0.0	0.5	0.0	0.1	
10/19/13	0.0	0.2	0.0	0.0	0.1	
20-39	0.0	0.0	0.0	0.3	0.1	
40	0.0	0.2	0.0	0.0	0.1	
N of Valid	366	420	410	287	1483	
N of Miss	68	73	30	37	208	

Table 156: On how many occasions have you used methamphetamines (meth, speed, crank, crystal meth) in your lifetime?


Response	6	8	10	12	Total	
0	100.0	99.3	99.3	99.0	99.4	
01/02/13	0.0	0.5	0.2	0.7	0.3	
03/05/13	0.0	0.0	0.0	0.3	0.1	
06/09/13	0.0	0.2	0.2	0.0	0.1	
10/19/13	0.0	0.0	0.0	0.0	0.0	
20-39	0.0	0.0	0.0	0.0	0.0	
40	0.0	0.0	0.2	0.0	0.1	
N of Valid	363	417	408	286	1474	
N of Miss	71	76	32	38	217	

Table 157: On how many occasions have you used methamphetamines (meth, speed, crank, crystal meth) in the past 30 days?


Response	6	8	10	12	Total	
0	100.0	99.8	99.8	100.0	99.9	
01/02/13	0.0	0.0	0.2	0.0	0.1	
03/05/13	0.0	0.0	0.0	0.0	0.0	
06/09/13	0.0	0.2	0.0	0.0	0.1	
10/19/13	0.0	0.0	0.0	0.0	0.0	
20-39	0.0	0.0	0.0	0.0	0.0	
40	0.0	0.0	0.0	0.0	0.0	
N of Valid	365	418	407	285	1475	
N of Miss	69	75	33	39	216	

Table 158: On how many occasions have you used other chemical products (bath salts, plant food, etc.) in your lifetime?


Response	6	8	10	12	Total	
0	99.7	99.0	98.3	99.3	99.0	
01/02/13	0.3	0.7	1.5	0.4	0.7	
03/05/13	0.0	0.2	0.0	0.4	0.1	
06/09/13	0.0	0.0	0.0	0.0	0.0	
10/19/13	0.0	0.0	0.0	0.0	0.0	
20-39	0.0	0.0	0.0	0.0	0.0	
40	0.0	0.0	0.2	0.0	0.1	
N of Valid	365	414	407	284	1470	
N of Miss	69	79	33	40	221	

Table 159: On how many occasions have you used other chemical products (bath salts, plant food, etc.) during the past 30 days?


Response	6	8	10	12	Total	
0	100.0	99.8	99.3	99.6	99.7	
01/02/13	0.0	0.2	0.5	0.0	0.2	
03/05/13	0.0	0.0	0.0	0.4	0.1	
06/09/13	0.0	0.0	0.0	0.0	0.0	
10/19/13	0.0	0.0	0.0	0.0	0.0	
20-39	0.0	0.0	0.0	0.0	0.0	
40	0.0	0.0	0.2	0.0	0.1	
N of Valid	365	415	408	285	1473	
N of Miss	69	78	32	39	218	

Table 160: On how many occasions have you used heroin or other opiates in your lifetime?


Response	6	8	10	12	Total	
0	100.0	100.0	99.3	98.9	99.6	
01/02/13	0.0	0.0	0.2	0.4	0.1	
03/05/13	0.0	0.0	0.0	0.4	0.1	
06/09/13	0.0	0.0	0.0	0.4	0.1	
10/19/13	0.0	0.0	0.0	0.0	0.0	
20-39	0.0	0.0	0.5	0.0	0.1	
40	0.0	0.0	0.0	0.0	0.0	
N of Valid	355	419	409	284	1467	
N of Miss	79	74	31	40	224	

Table 161: On how many occasions have you used heroin or other opiates during the past 30 days?


Response	6	8	10	12	Total	
0	100.0	100.0	99.8	99.7	99.9	
01/02/13	0.0	0.0	0.0	0.3	0.1	
03/05/13	0.0	0.0	0.0	0.0	0.0	
06/09/13	0.0	0.0	0.0	0.0	0.0	
10/19/13	0.0	0.0	0.2	0.0	0.1	
20-39	0.0	0.0	0.0	0.0	0.0	
40	0.0	0.0	0.0	0.0	0.0	
N of Valid	356	416	408	286	1466	
N of Miss	78	77	32	38	225	

Table 162: On how many occasions have you used MDMA ('X', 'E', or ecstasy) in your lifetime?


Response	6	8	10	12	Total	
0	100.0	99.0	98.8	96.5	98.7	
01/02/13	0.0	0.5	0.2	1.8	0.5	
03/05/13	0.0	0.5	0.2	1.8	0.5	
06/09/13	0.0	0.0	0.2	0.0	0.1	
10/19/13	0.0	0.0	0.2	0.0	0.1	
20-39	0.0	0.0	0.0	0.0	0.0	
40	0.0	0.0	0.2	0.0	0.1	
N of Valid	353	416	408	285	1462	
N of Miss	81	77	32	39	229	

Table 163: On how many occasions have you used MDMA ('X', 'E', or ecstasy) during the past 30 days?


Response	6	8	10	12	Total	
0	100.0	99.8	99.0	99.6	99.6	
01/02/13	0.0	0.2	0.5	0.4	0.3	
03/05/13	0.0	0.0	0.0	0.0	0.0	
06/09/13	0.0	0.0	0.2	0.0	0.1	
10/19/13	0.0	0.0	0.0	0.0	0.0	
20-39	0.0	0.0	0.2	0.0	0.1	
40	0.0	0.0	0.0	0.0	0.0	
N of Valid	352	416	407	284	1459	
N of Miss	82	77	33	40	232	

Table 164: On how many occasions have you taken prescription drugs (such as Valium, Xanax, Ritalin, Adderall, OxyContin, Darvocet, or sleeping pills) not prescribed to you in your lifetime?








Response	6	8	10	12	Total	
0	98.3	94.2	90.4	88.8	93.1	
01/02/13	1.4	1.9	2.9	3.2	2.3	
03/05/13	0.0	1.9	1.7	3.5	1.7	
06/09/13	0.0	0.7	2.0	0.4	0.8	
10/19/13	0.3	0.5	1.7	1.4	1.0	
20-39	0.0	0.5	0.5	0.7	0.4	
40	0.0	0.2	0.7	2.1	0.7	
N of Valid	361	415	407	285	1468	
N of Miss	73	78	33	39	223	

Table 165: On how many occasions have you taken prescription drugs (such as Valium, Xanax, Ritalin, Adderall, OxyContin, Darvocet, or sleeping pills) not prescribed to you during the past 30 days?






Response	6	8	10	12	Total	
0	99.4	95.9	93.6	96.5	96.3	
01/02/13	0.6	2.6	2.9	1.8	2.0	
03/05/13	0.0	1.0	2.2	1.4	1.2	
06/09/13	0.0	0.2	0.7	0.0	0.3	
10/19/13	0.0	0.2	0.5	0.4	0.3	
20-39	0.0	0.0	0.0	0.0	0.0	
40	0.0	0.0	0.0	0.0	0.0	
N of Valid	358	417	409	285	1469	
N of Miss	76	76	31	39	222	

Table 166: On how many occasions have you taken non-prescription medicines such as diet pills (for example, Dietac, Dexatrim or Prolamine), stay-awake pills (for example No-Doz, Vivarin, or Wake), or cough or cold medicines (robos, DXM, etc.) to get high in your lifetime?








Response	6	8	10	12	Total	
0	99.2	95.9	93.7	93.3	95.6	
01/02/13	0.3	1.2	2.4	1.1	1.3	
03/05/13	0.3	1.2	1.2	2.1	1.2	
06/09/13	0.3	0.7	1.2	1.8	1.0	
10/19/13	0.0	0.2	0.0	0.4	0.1	
20-39	0.0	0.0	0.2	0.4	0.1	
40	0.0	0.7	1.2	1.1	0.7	
N of Valid	360	415	410	285	1470	
N of Miss	74	78	30	39	221	

Table 167: On how many occasions have you taken non-prescription medicines such as diet pills (for example, Dietac, Dexatrim or Prolamine), stay-awake pills (for example No-Doz, Vivarin, or Wake), or cough or cold medicines (robos, DXM, etc.) to get high during the past 30 days?







Response	6	8	10	12	Total	
0	99.2	97.4	96.6	98.6	97.8	
01/02/13	0.3	1.4	1.5	0.7	1.0	
03/05/13	0.3	0.5	1.2	0.0	0.5	
06/09/13	0.3	0.5	0.2	0.7	0.4	
10/19/13	0.0	0.2	0.2	0.0	0.1	
20-39	0.0	0.0	0.0	0.0	0.0	
40	0.0	0.0	0.2	0.0	0.1	
N of Valid	360	416	409	285	1470	
N of Miss	74	77	31	39	221	

Table 168: On how many occasions have you been drunk or very high from drinking alcoholic beverages during the past 30 days?








Response	6	8	10	12	Total	
0	99.5	94.2	88.2	89.1	92.9	
01/02/13	0.3	3.4	4.7	4.6	3.2	
03/05/13	0.0	1.7	3.7	3.2	2.1	
06/09/13	0.0	0.5	1.7	2.1	1.0	
10/19/13	0.0	0.0	1.2	0.4	0.4	
20-39	0.0	0.0	0.0	0.4	0.1	
40	0.3	0.2	0.5	0.4	0.3	
N of Valid	366	414	406	284	1470	
N of Miss	68	79	34	40	221	

Table 169: On how many occasions have you drunk flavored alcoholic beverages, sometimes called 'alcopops' (like Mike's Hard Lemonade, Smirnoff Ice, Bacardi Breezers, etc.) in your lifetime?








Response	6	8	10	12	Total	
0	95.4	84.0	71.9	65.6	79.9	
01/02/13	2.7	6.5	8.1	9.5	6.6	
03/05/13	0.5	3.1	6.6	9.1	4.6	
06/09/13	1.1	2.4	3.9	4.6	2.9	
10/19/13	0.3	1.5	4.6	3.5	2.4	
20-39	0.0	0.5	2.2	3.2	1.4	
40	0.0	1.9	2.7	4.6	2.2	
N of Valid	366	413	409	285	1473	
N of Miss	68	80	31	39	218	

Table 170: On how many occasions have you drunk flavored alcoholic beverages, sometimes called 'alcopops' (like Mike's Hard Lemonade, Smirnoff Ice, Bacardi Breezers, etc.) during the past 30 days?







Response	6	8	10	12	Total	
0	97.5	94.7	86.3	85.4	91.2	
01/02/13	1.9	3.1	7.3	7.3	4.8	
03/05/13	0.3	1.2	2.4	2.4	1.6	
06/09/13	0.0	0.5	1.7	3.1	1.2	
10/19/13	0.0	0.2	1.5	1.7	0.8	
20-39	0.0	0.0	0.0	0.0	0.0	
40	0.3	0.2	0.7	0.0	0.3	
N of Valid	363	414	409	287	1473	
N of Miss	71	79	31	37	218	

Table 171: If you used prescription drugs or over the counter drugs without a doctor telling you to use it or for the purpose of getting high, where did you get these drugs?












Response	6	8	10	12	Total	
I did not use prescription drugs or over the counter drugs to get high.	98.3	95.9	87.6	87.6	92.5	
I bought it or took it from a store or shop.	0.3	0.3	1.0	2.8	1.0	
I got it from my parents with permission.	0.0	1.3	1.5	2.5	1.3	
I got it from home without permission.	0.6	0.0	1.7	0.0	0.6	
I got it from a relative with permission.	0.0	0.0	1.2	1.8	0.7	
I got it from a relative without permission.	0.0	0.3	0.5	0.0	0.2	
I got it from a friends home with permission.	0.0	0.0	0.7	0.7	0.4	
I got it from a friends home without permission.	0.0	0.0	0.2	0.0	0.1	
I got it from a friend while at school.	0.3	0.0	0.7	1.1	0.5	
I got it from a friend while at a party.	0.3	0.3	0.5	0.0	0.3	
I got it from a friend, elsewhere	0.3	2.0	4.2	3.5	2.5	
N of Valid	344	392	403	283	1422	
N of Miss	90	101	37	41	269	

Table 172: During the last month, about how many marijuana cigarettes, or the equivalent, did you smoke a day, on the average?


Response	6	8	10	12	Total	
None	98.9	93.4	84.3	83.9	90.3	
Less than 1 a day	0.6	4.1	4.2	5.3	3.5	
1 a day	0.0	0.5	2.9	2.5	1.5	
2-3 a day	0.6	0.5	4.9	5.6	2.8	
4-6 a day	0.0	1.3	2.5	1.4	1.3	
7-10 a day	0.0	0.0	0.5	1.1	0.3	
11 or more a day	0.0	0.3	0.7	0.4	0.3	
N of Valid	353	395	407	285	1440	
N of Miss	81	98	33	39	251	

Table 173: How wrong do your friends feel it would be for YOU to: drink alcohol?


Response	6	8	10	12	Total	
Very wrong	87.9	64.2	47.5	47.2	62.0	
Wrong	7.6	16.5	17.7	19.7	15.3	
A little bit wrong	3.7	11.9	17.7	15.5	12.2	
Not wrong at all	0.8	7.4	17.0	17.6	10.5	
N of Valid	355	394	406	284	1439	
N of Miss	79	99	34	40	252	

Table 174: How wrong do your friends feel it would be for YOU to: smoke tobacco?


Response	6	8	10	12	Total	
Very wrong	90.1	74.0	56.0	55.6	69.3	
Wrong	7.1	13.7	15.6	18.0	13.4	
A little bit wrong	2.0	6.4	13.8	10.9	8.3	
Not wrong at all	0.8	5.9	14.6	15.5	9.0	
N of Valid	353	393	405	284	1435	
N of Miss	81	100	35	40	256	

Table 175: How wrong do your friends feel it would be for YOU to: smoke marijuana?





Response	6	8	10	12	Total	
Very wrong	92.9	73.9	49.1	50.4	66.9	
Wrong	4.9	8.9	12.3	15.8	10.3	
A little bit wrong	1.7	8.9	15.3	13.4	9.8	
Not wrong at all	0.6	8.4	23.2	20.4	13.0	
N of Valid	350	394	405	284	1433	
N of Miss	84	99	35	40	258	

Table 176: How wrong do your friends feel it would be for YOU to: use prescription drugs not prescribed to you





Response	6	8	10	12	Total	
Very wrong	90.1	79.4	61.8	68.3	74.9	
Wrong	7.1	9.1	18.4	16.2	12.6	
A little bit wrong	2.0	5.1	9.7	7.0	6.0	
Not wrong at all	0.8	6.3	10.2	8.5	6.5	
N of Valid	353	394	403	284	1434	
N of Miss	81	99	37	40	257	

Table 177: How wrong would most adults (over 21) in your neighborhood think it is for kids your age: to use marijuana?





Response	6	8	10	12	Total	
Very wrong	88.9	75.4	63.5	62.9	72.9	
Wrong	7.7	11.3	17.5	13.1	12.5	
A little bit wrong	3.1	6.9	9.6	12.4	7.8	
Not wrong at all	0.3	6.4	9.4	11.7	6.8	
N of Valid	352	391	406	283	1432	
N of Miss	82	102	34	41	259	

Table 178: How wrong would most adults (over 21) in your neighborhood think it is for kids your age: to drink alcohol?





Response	6	8	10	12	Total	
Very wrong	86.2	69.0	60.5	55.8	68.2	
Wrong	6.0	14.0	16.0	14.1	12.7	
A little bit wrong	5.7	9.9	14.6	18.4	11.9	
Not wrong at all	2.0	7.1	8.9	11.7	7.3	
N of Valid	349	393	405	283	1430	
N of Miss	85	100	35	41	261	

Table 179: How wrong would most adults (over 21) in your neighborhood think it is for kids your age: to smoke cigarettes?





Response	6	8	10	12	Total	
Very wrong	84.2	69.1	64.0	56.2	68.8	
Wrong	8.9	9.7	14.6	16.3	12.2	
A little bit wrong	4.9	12.5	11.9	14.5	10.8	
Not wrong at all	2.0	8.7	9.6	13.1	8.2	
N of Valid	349	392	405	283	1429	
N of Miss	85	101	35	41	262	

Table 180: How much do each of the following statements describe your neighborhood? crime and/or drug selling





Response	6	8	10	12	Total	
NO!	80.6	56.6	50.7	51.2	59.7	
no	11.3	18.2	23.8	25.6	19.6	
yes	4.3	14.5	14.9	14.2	12.1	
YES!	3.8	10.8	10.6	8.9	8.7	
N of Valid	345	380	404	281	1410	
N of Miss	89	113	36	43	281	

Table 181: How much do each of the following statements describe your neighborhood? fights





Response	6	8	10	12	Total	
NO!	60.8	46.6	46.4	47.0	50.1	
no	16.9	18.8	26.6	26.7	22.1	
yes	13.7	22.8	17.1	16.0	17.6	
YES!	8.7	11.8	9.9	10.3	10.2	
N of Valid	344	382	403	281	1410	
N of Miss	90	111	37	43	281	

Table 182: How much do each of the following statements describe your neighborhood? lots of empty or abandoned buildings





Response	6	8	10	12	Total	
NO!	68.8	50.0	50.5	52.9	55.3	
no	16.9	24.1	28.4	24.3	23.6	
yes	9.0	14.4	11.2	15.4	12.4	
YES!	5.2	11.5	10.0	7.5	8.7	
N of Valid	343	382	402	280	1407	
N of Miss	91	111	38	44	284	

Table 183: How much do each of the following statements describe your neighborhood? lots of graffiti





Response	6	8	10	12	Total	
NO!	80.4	63.4	59.3	62.2	66.1	
no	13.1	27.3	29.9	26.6	24.5	
yes	4.7	6.6	7.5	6.1	6.3	
YES!	1.8	2.7	3.3	5.0	3.1	
N of Valid	337	377	398	278	1390	
N of Miss	97	116	42	46	301	

Table 184: I feel safe in my neighborhood.

Response	6	8	10	12	Total	
NO!	15.3	11.8	8.7	12.5	11.9	
no	10.7	12.8	11.4	8.9	11.1	
yes	25.4	33.5	35.9	33.6	32.2	
YES!	48.6	41.9	44.1	45.0	44.8	
N of Valid	346	382	404	280	1412	
N of Miss	88	111	36	44	279	

Table 185: If a kid smoked marijuana in your neighborhood would he or she be caught by the police?

Response	6	8	10	12	Total	
NO!	17.4	22.0	28.3	30.9	24.5	
no	12.9	30.4	43.3	41.7	32.2	
yes	24.4	26.5	19.2	16.2	21.8	
YES!	45.3	21.2	9.1	11.2	21.5	
N of Valid	340	378	406	278	1402	
N of Miss	94	115	34	46	289	

Table 186: If a kid drank some beer, wine or hard liquor (for example, vodka, whiskey, or gin) in your neighborhood would he or she be caught by the police?

Response	6	8	10	12	Total	
NO!	17.5	22.9	29.6	31.2	25.2	
no	15.5	37.8	47.3	44.8	36.5	
yes	28.7	23.7	15.8	16.5	21.2	
YES!	38.3	15.7	7.4	7.5	17.2	
N of Valid	342	376	406	279	1403	
N of Miss	92	117	34	45	288	

Table 187: If a kid carried a handgun in your neighborhood would he or she be caught by the police?





Response	6	8	10	12	Total	
NO!	15.1	18.3	23.5	25.3	20.4	
no	14.5	21.2	31.7	34.9	25.4	
yes	23.7	32.4	26.5	23.8	26.9	
YES!	46.6	28.1	18.3	16.0	27.3	
N of Valid	337	377	404	281	1399	
N of Miss	97	116	36	43	292	

Table 188: If you wanted to get some cigarettes, how easy would it be for you to get some?





Response	6	8	10	12	Total	
Very hard	79.9	51.9	33.8	25.9	48.1	
Sort of hard	7.5	14.4	13.3	7.8	11.1	
Sort of easy	5.7	14.7	17.5	16.7	13.8	
Very easy	6.9	19.0	35.3	49.6	27.0	
N of Valid	333	374	405	282	1394	
N of Miss	101	119	35	42	297	

Table 189: If you wanted to get some beer, wine or hard liquor (for example, vodka, whiskey, or gin), how easy would it be for you to get some?





Response	6	8	10	12	Total	
Very hard	81.6	52.1	32.7	23.5	47.7	
Sort of hard	6.3	17.1	12.1	13.9	12.4	
Sort of easy	5.1	16.0	24.3	21.7	17.0	
Very easy	6.9	14.7	30.9	40.9	22.9	
N of Valid	332	374	404	281	1391	
N of Miss	102	119	36	43	300	

Table 190: If you wanted to get a drug like cocaine, LSD, or amphetamines, how easy would it be for you to get some?


Response	6	8	10	12	Total	
Very hard	93.7	82.3	66.3	55.3	74.9	
Sort of hard	3.0	8.0	14.9	19.9	11.2	
Sort of easy	1.2	4.6	8.7	9.6	6.0	
Very easy	2.1	5.1	10.2	15.2	7.9	
N of Valid	333	373	403	282	1391	
N of Miss	101	120	37	42	300	

Table 191: If you wanted to get a handgun, how easy would it be for you to get one?


Response	6	8	10	12	Total	
Very hard	81.1	61.5	52.2	40.9	59.3	
Sort of hard	9.0	15.8	14.9	15.3	13.8	
Sort of easy	3.9	9.6	14.4	19.9	11.7	
Very easy	6.0	13.1	18.6	23.8	15.2	
N of Valid	333	374	404	281	1392	
N of Miss	101	119	36	43	299	

Table 192: If you wanted to get some marijuana, how easy would it be for you to get some?


Response	6	8	10	12	Total	
Very hard	91.5	67.5	43.8	33.0	59.3	
Sort of hard	4.0	7.8	9.2	8.2	7.4	
Sort of easy	0.9	7.0	14.1	14.7	9.2	
Very easy	3.6	17.7	32.9	44.1	24.1	
N of Valid	329	372	404	279	1384	
N of Miss	105	121	36	45	307	

Table 193: If you wanted to get prescription drugs for the purpose of getting high, how easy would it be for you to get some?


Response	6	8	10	12	Total	
Very hard	82.0	63.3	45.8	39.8	58.0	
Sort of hard	7.2	11.3	14.4	16.5	12.3	
Sort of easy	5.1	12.4	18.1	19.0	13.6	
Very easy	5.7	12.9	21.8	24.7	16.1	
N of Valid	333	371	404	279	1387	
N of Miss	101	122	36	45	304	

Table 194: If you wanted to get synthetic marijuana such as K2 or chemical products such as bath salts to get high, how easy would it be for you to get some?


Response	6	8	10	12	Total	
Very hard	92.7	80.2	65.3	58.8	74.5	
Sort of hard	3.4	8.7	15.1	15.8	10.7	
Sort of easy	1.2	3.8	8.2	8.6	5.4	
Very easy	2.7	7.3	11.4	16.8	9.3	
N of Valid	328	369	404	279	1380	
N of Miss	106	124	36	45	311	

Table 195: If you wanted to get steroids to enhance athletic performance, how easy would it be for you to get some?


Response	6	8	10	12	Total	
Very hard	90.3	77.6	66.0	60.6	73.8	
Sort of hard	5.2	10.0	13.5	15.8	11.0	
Sort of easy	1.8	4.6	9.0	10.4	6.4	
Very easy	2.7	7.8	11.5	13.3	8.8	
N of Valid	329	370	400	279	1378	
N of Miss	105	123	40	45	313	

Table 196: During the past 12 months, have you participated in any alcohol prevention programs or seen any alcohol prevention messages in your school or community? Yes, a school-based program focused on preventing underage drinking and/or drinking and driving.



Response	6	8	10	12	Total	
No	59.9	65.9	74.3	72.8	67.9	
Yes	40.1	34.1	25.7	27.2	32.1	
N of Valid	434	493	440	324	1691	
N of Miss	0	0	0	0	0	

Table 197: During the past 12 months, have you participated in any alcohol prevention programs or seen any alcohol prevention messages in your school or community? Yes, a community-based program focused on preventing underage drinking and/or drinking and driving (for example, through your church or temple or through youth groups like Boys and Girls Club or 4-H).



Response	6	8	10	12	Total	
No	86.6	92.5	89.5	92.6	90.2	
Yes	13.4	7.5	10.5	7.4	9.8	
N of Valid	434	493	440	324	1691	
N of Miss	0	0	0	0	0	

Table 198: During the past 12 months, have you participated in any alcohol prevention programs or seen any alcohol prevention messages in your school or community? Yes, a media campaign addressing underage drinking and/or drinking and driving (for example, newspaper ads, posters, pamphlets, radio, TV).



Response	6	8	10	12	Total	
No	89.4	91.3	92.5	94.4	91.7	
Yes	10.6	8.7	7.5	5.6	8.3	
N of Valid	434	493	440	324	1691	
N of Miss	0	0	0	0	0	

Table 199: During the past 12 months, have you participated in any alcohol prevention programs or seen any alcohol prevention messages in your school or community? No



Response	6	8	10	12	Total	
No	69.8	66.5	43.2	47.5	57.7	
Yes	30.2	33.5	56.8	52.5	42.3	
N of Valid	434	493	440	324	1691	
N of Miss	0	0	0	0	0	

Table 200: How wrong do your parents feel it would be for YOU to: drink beer, wine or hard liquor (for example, vodka, whiskey or gin) regularly?

Response	6	8	10	12	Total	
Very wrong	94.5	86.6	81.2	80.1	85.7	
Wrong	4.3	6.3	10.5	10.1	7.8	
A little bit wrong	0.6	5.5	5.5	5.8	4.3	
Not wrong at all	0.6	1.6	2.8	4.0	2.2	
N of Valid	346	366	400	277	1389	
N of Miss	88	127	40	47	302	

Table 201: How wrong do your parents feel it would be for YOU to: smoke tobacco?

Response	6	8	10	12	Total	
Very wrong	95.6	90.5	84.1	79.0	87.6	
Wrong	2.0	4.9	7.7	11.6	6.3	
A little bit wrong	1.2	3.0	4.2	3.6	3.0	
Not wrong at all	1.2	1.6	4.0	5.8	3.0	
N of Valid	344	368	402	276	1390	
N of Miss	90	125	38	48	301	

Table 202: How wrong do your parents feel it would be for YOU to: smoke marijuana?

Response	6	8	10	12	Total	
Very wrong	97.7	91.0	82.0	81.2	88.1	
Wrong	1.2	4.6	9.0	7.2	5.6	
A little bit wrong	0.3	2.5	4.5	6.9	3.4	
Not wrong at all	0.9	1.9	4.5	4.7	3.0	
N of Valid	343	367	401	276	1387	
N of Miss	91	126	39	48	304	

Table 203: How wrong do your parents feel it would be for YOU to: use prescription drugs not prescribed to you?





Response	6	8	10	12	Total	
Very wrong	97.4	90.7	86.8	88.0	90.7	
Wrong	1.7	5.5	8.5	6.2	5.6	
A little bit wrong	0.3	1.9	2.5	2.5	1.8	
Not wrong at all	0.6	1.9	2.2	3.3	1.9	
N of Valid	344	366	401	275	1386	
N of Miss	90	127	39	49	305	

Table 204: How wrong do your parents feel it would be for YOU to: steal something worth more than \$5?





Response	6	8	10	12	Total	
Very wrong	90.1	85.8	83.3	87.0	86.4	
Wrong	7.3	9.8	10.0	8.3	8.9	
A little bit wrong	2.0	2.7	5.2	2.5	3.2	
Not wrong at all	0.6	1.6	1.5	2.2	1.4	
N of Valid	344	367	401	276	1388	
N of Miss	90	126	39	48	303	

Table 205: How wrong do your parents feel it would be for YOU to: draw graffiti, write things, or draw pictures on buildings or other property (without the owner's permission)?





Response	6	8	10	12	Total	
Very wrong	93.2	85.8	83.4	81.9	86.2	
Wrong	3.8	10.4	10.1	11.2	8.8	
A little bit wrong	2.1	2.5	3.5	3.6	2.9	
Not wrong at all	0.9	1.4	3.0	3.3	2.1	
N of Valid	340	367	397	276	1380	
N of Miss	94	126	43	48	311	

Table 206: How wrong do your parents feel it would be for YOU to: pick a fight with someone?





Response	6	8	10	12	Total	
Very wrong	81.9	68.9	64.7	68.8	70.9	
Wrong	11.1	16.3	20.8	14.9	16.0	
A little bit wrong	5.3	9.8	10.3	12.7	9.4	
Not wrong at all	1.8	4.9	4.3	3.6	3.7	
N of Valid	342	367	399	276	1384	
N of Miss	92	126	41	48	307	

Table 207: During the past 12 months, have you talked with at least one of your parents about the dangers of underage drinking and/or drinking and driving? By parents, we mean either your biological parents, adoptive parents, stepparents, or adult guardians - whether or not they live with you.



Response	6	8	10	12	Total	
No	44.9	55.4	62.3	57.4	55.3	
Yes	55.1	44.6	37.7	42.6	44.7	
N of Valid	312	345	379	265	1301	
N of Miss	122	148	61	59	390	

Table 208: The rules in my family are clear.





Response	6	8	10	12	Total	
NO!	9.0	2.8	5.2	5.1	5.5	
no	5.7	9.6	7.7	9.1	8.0	
yes	21.2	29.2	37.6	31.9	30.3	
YES!	64.2	58.4	49.5	54.0	56.3	
N of Valid	335	356	404	276	1371	
N of Miss	99	137	36	48	320	

Table 209: People in my family often insult or yell at each other.

Response	6	8	10	12	Total	
NO!	41.4	20.6	20.6	21.5	25.9	
no	27.1	37.6	37.3	40.9	35.6	
yes	19.0	27.7	25.9	23.4	24.2	
YES!	12.5	14.1	16.2	14.2	14.3	
N of Valid	336	354	402	274	1366	
N of Miss	98	139	38	50	325	

Table 210: When I am not at home, one of my parents knows where I am and who I am with.

Response	6	8	10	12	Total	
NO!	8.6	4.6	5.0	6.2	6.0	
no	2.4	6.0	8.2	10.5	6.7	
yes	22.6	31.1	34.3	35.9	30.9	
YES!	66.4	58.3	52.5	47.5	56.4	
N of Valid	336	350	402	276	1364	
N of Miss	98	143	38	48	327	

Table 211: We argue about the same things in my family over and over.

Response	6	8	10	12	Total	
NO!	38.9	21.7	20.7	19.2	25.1	
no	29.8	36.3	35.2	34.8	34.1	
yes	19.3	28.3	26.7	28.3	25.6	
YES!	12.0	13.7	17.5	17.8	15.2	
N of Valid	332	350	401	276	1359	
N of Miss	102	143	39	48	332	

Table 212: If you drank some beer or wine or liquor (for example, vodka, whiskey, or gin) without your parents' permission, would you be caught by your parents?





Response	6	8	10	12	Total	
NO!	14.1	14.0	17.0	16.7	15.4	
no	5.7	14.6	29.5	32.6	20.5	
yes	10.2	22.7	21.8	20.3	18.8	
YES!	70.1	48.7	31.8	30.4	45.2	
N of Valid	334	343	400	276	1353	
N of Miss	100	150	40	48	338	

Table 213: My family has clear rules about alcohol and drug use.





Response	6	8	10	12	Total	
NO!	10.2	5.7	7.8	7.2	7.7	
no	4.2	11.2	13.3	10.1	9.9	
yes	16.8	22.6	29.1	35.1	25.6	
YES!	68.9	60.5	49.7	47.5	56.7	
N of Valid	334	349	398	276	1357	
N of Miss	100	144	42	48	334	

Table 214: If you carried a handgun without your parents' permission, would you be caught by your parents?





Response	6	8	10	12	Total	
NO!	12.3	8.4	9.7	15.9	11.3	
no	3.6	7.5	14.5	15.2	10.2	
yes	11.7	21.4	23.2	24.3	20.1	
YES!	72.3	62.7	52.6	44.6	58.4	
N of Valid	332	346	401	276	1355	
N of Miss	102	147	39	48	336	

Table 215: If you skipped school would you be caught by your parents?

Response	6	8	10	12	Total	
NO!	11.0	6.3	10.5	14.2	10.3	
no	4.2	11.2	19.0	20.0	13.5	
yes	16.0	22.7	24.2	22.9	21.5	
YES!	68.8	59.8	46.2	42.9	54.6	
N of Valid	337	348	400	275	1360	
N of Miss	97	145	40	49	331	

Table 216: My parents ask if I've gotten my homework done.

Response	6	8	10	12	Total	
NO!	9.9	9.6	11.8	18.9	12.2	
no	4.2	12.2	20.6	20.4	14.3	
yes	20.6	29.9	29.6	29.1	27.3	
YES!	65.4	48.3	38.1	31.6	46.1	
N of Valid	335	344	399	275	1353	
N of Miss	99	149	41	49	338	

Table 217: People in my family have serious arguments.

Response	6	8	10	12	Total	
NO!	44.3	27.0	27.8	29.1	31.9	
no	27.5	36.4	36.1	39.6	34.8	
yes	16.5	20.8	18.8	19.3	18.8	
YES!	11.7	15.8	17.3	12.0	14.5	
N of Valid	334	341	399	275	1349	
N of Miss	100	152	41	49	342	

Table 218: Would your parents know if you did not come home on time?





Response	6	8	10	12	Total	
NO!	8.2	7.9	8.0	10.2	8.5	
no	4.3	9.6	15.2	12.4	10.5	
yes	23.4	26.5	31.7	31.3	28.3	
YES!	64.1	56.0	45.1	46.2	52.7	
N of Valid	329	343	401	275	1348	
N of Miss	105	150	39	49	343	

Table 219: Have any of your brothers or sisters ever: drunk beer, wine or hard liquor (for example, vodka, whiskey or gin)?




Response	6	8	10	12	Total	
No	78.8	58.5	44.9	42.4	56.3	
Yes	17.6	36.0	50.5	56.1	39.8	
I don't have any brothers or sisters	3.6	5.5	4.6	1.5	4.0	
N of Valid	330	347	392	271	1340	
N of Miss	104	146	48	53	351	

Table 220: Have any of your brothers or sisters ever: smoked marijuana?




Response	6	8	10	12	Total	
No	90.6	75.9	61.7	55.5	71.2	
Yes	6.1	18.4	33.2	42.6	24.6	
I don't have any brothers or sisters	3.3	5.7	5.1	1.8	4.2	
N of Valid	330	348	394	272	1344	
N of Miss	104	145	46	52	347	

Table 221: Have any of your brothers or sisters ever: smoked cigarettes?




Response	6	8	10	12	Total	
No	78.2	64.5	56.0	56.8	63.9	
Yes	18.1	30.1	38.6	41.4	31.9	
I don't have any brothers or sisters	3.6	5.5	5.4	1.8	4.3	
N of Valid	331	346	389	273	1339	
N of Miss	103	147	51	51	352	

Table 222: Have any of your brothers or sisters ever: taken a handgun to school?

Response	6	8	10	12	Total	
No	95.2	92.5	91.3	96.3	93.6	
Yes	1.5	2.0	3.8	2.2	2.5	
I don't have any brothers or sisters	3.3	5.5	4.9	1.5	3.9	
N of Valid	330	348	391	273	1342	
N of Miss	104	145	49	51	349	

Table 223: Have any of your brothers or sisters ever: been suspended or expelled from school?

Response	6	8	10	12	Total	
No	72.8	64.2	55.5	61.8	63.2	
Yes	23.9	30.1	39.4	36.4	32.6	
I don't have any brothers or sisters	3.4	5.7	5.1	1.8	4.2	
N of Valid	327	349	393	272	1341	
N of Miss	107	144	47	52	350	

Table 224: Have you changed homes in the past year (the last 12 months)?

Response	6	8	10	12	Total	
No	69.7	67.1	75.5	77.8	72.4	
Yes	30.3	32.9	24.5	22.2	27.6	
N of Valid	330	353	396	275	1354	
N of Miss	104	140	44	49	337	

Table 225: How many times have you changed homes since kindergarten?

Response	6	8	10	12	Total	
Never	35.8	32.0	27.6	24.8	30.1	
1 or 2 times	32.4	29.4	33.1	31.8	31.7	
3 or 4 times	17.4	20.0	21.1	21.5	20.0	
5 or 6 times	6.7	8.0	9.0	10.2	8.4	
7 or more times	7.6	10.6	9.3	11.7	9.7	
N of Valid	327	350	399	274	1350	
N of Miss	107	143	41	50	341	

Table 226: Have you changed schools (including changing from elementary to middle and middle to high school) in the past year?



Response	6	8	10	12	Total	
No	65.2	65.7	69.2	81.6	69.8	
Yes	34.8	34.3	30.8	18.4	30.2	
N of Valid	328	347	396	272	1343	
N of Miss	106	146	44	52	348	

Table 227: How many times have you changed schools since kindergarten (including changing from elementary to middle and middle to high school)?






Response	6	8	10	12	Total	
Never	39.4	32.9	29.0	28.7	32.5	
1 or 2 times	35.8	31.7	25.8	25.0	29.6	
3 or 4 times	11.2	19.1	23.7	22.4	19.2	
5 or 6 times	8.8	8.3	13.4	12.1	10.7	
7 or more times	4.8	8.0	8.1	11.8	8.0	
N of Valid	330	350	396	272	1348	
N of Miss	104	143	44	52	343	

Table 228: Has anyone in your family ever had severe alcohol or drug problems?



Response	6	8	10	12	Total	
No	75.1	64.8	58.1	55.8	63.5	
Yes	24.9	35.2	41.9	44.2	36.5	
N of Valid	325	347	394	276	1342	
N of Miss	109	146	46	48	349	

Table 229: About how many adults (over 21) have you known personally who in the past year have: used marijuana, crack, cocaine, or other drugs?






Response	6	8	10	12	Total	
0	77.3	66.2	45.7	44.7	58.5	
1	11.0	8.7	14.8	15.0	12.4	
2	6.1	8.2	9.2	9.9	8.3	
03/04/13	2.1	7.3	12.8	11.0	8.4	
5	3.4	9.6	17.6	19.4	12.4	
N of Valid	326	343	392	273	1334	
N of Miss	108	150	48	51	357	

Table 230: About how many adults (over 21) have you known personally who in the past year have: sold or dealt drugs?






Response	6	8	10	12	Total	
0	86.1	73.8	55.3	52.9	67.0	
1	5.9	7.9	12.4	15.4	10.3	
2	4.3	5.9	10.9	9.2	7.7	
03/04/13	2.2	2.9	7.1	7.0	4.8	
5	1.5	9.4	14.2	15.4	10.2	
N of Valid	323	340	394	272	1329	
N of Miss	111	153	46	52	362	

Table 231: About how many adults (over 21) have you known personally who in the past year have: done other things that could get them in trouble with the police, like stealing, selling stolen goods, mugging or assaulting others, etc.?






Response	6	8	10	12	Total	
0	81.4	69.6	53.0	58.5	65.3	
1	10.9	9.4	12.9	10.7	11.1	
2	2.5	6.7	10.4	12.5	8.0	
03/04/13	2.2	5.0	7.9	7.0	5.6	
5	3.1	9.4	15.7	11.4	10.2	
N of Valid	322	342	394	272	1330	
N of Miss	112	151	46	52	361	

Table 232: About how many adults (over 21) have you known personally who in the past year have: gotten drunk or high?






Response	6	8	10	12	Total	
0	59.9	45.5	28.4	28.0	40.4	
1	18.6	16.8	11.9	11.8	14.8	
2	6.2	7.8	11.2	11.1	9.1	
03/04/13	5.3	10.7	11.9	9.6	9.5	
5	9.9	19.1	36.5	39.5	26.2	
N of Valid	322	345	394	271	1332	
N of Miss	112	148	46	53	359	

Table 233: Have you seen or heard information about underage drinking in the past 12 months from the following sources? Radio



Response	6	8	10	12	Total	
No	55.9	51.9	56.0	57.7	55.3	
Yes	44.1	48.1	44.0	42.3	44.7	
N of Valid	324	360	398	284	1366	
N of Miss	110	133	42	40	325	

Table 234: Have you seen or heard information about underage drinking in the past 12 months from the following sources? TV.



Response	6	8	10	12	Total	
No	33.2	32.2	31.3	36.3	33.0	
Yes	66.8	67.8	68.7	63.7	67.0	
N of Valid	325	357	396	281	1359	
N of Miss	109	136	44	43	332	

Table 235: Have you seen or heard information about underage drinking in the past 12 months from the following sources? Print. This includes information on underage drinking you may have seen in the newspaper, on a billboard, in pamphlets, on stickers, etc.



Response	6	8	10	12	Total	
No	52.2	44.5	50.4	50.2	49.2	
Yes	47.8	55.5	49.6	49.8	50.8	
N of Valid	318	353	397	281	1349	
N of Miss	116	140	43	43	342	

Table 236: Have you seen or heard information about underage drinking in the past 12 months from the following sources? Website or social media? (Facebook, Myspace, website, etc.)



Response	6	8	10	12	Total	
No	48.8	43.7	41.0	44.9	44.4	
Yes	51.2	56.3	59.0	55.1	55.6	
N of Valid	322	355	395	283	1355	
N of Miss	112	138	45	41	336	

Table 237: The next questions ask about your opinions of the information you saw or heard. If you have seen or heard more than one ad, please think about your favorite ad when answering these questions. The information about underage drinking that I saw or heard was convincing.






Response	6	8	10	12	Total	
NO!	30.4	22.3	23.4	19.1	23.8	
no	3.8	16.6	16.1	20.5	14.3	
yes	20.4	21.4	31.7	27.6	25.4	
YES!	23.6	22.3	16.4	18.0	20.0	
I have not seen or heard any ads about underage drinking in the past 12 months.	21.7	17.5	12.5	14.8	16.5	
N of Valid	313	355	385	283	1336	
N of Miss	121	138	55	41	355	

Table 238: The next questions ask about your opinions of the information you saw or heard. If you have seen or heard more than one ad, please think about your favorite ad when answering these questions. The information about underage drinking that I saw or heard grabbed my attention.






Response	6	8	10	12	Total	
NO!	26.6	17.8	21.1	17.4	20.7	
no	7.4	17.2	19.0	19.2	15.9	
yes	21.8	25.4	28.1	29.9	26.3	
YES!	24.4	21.5	18.5	17.4	20.4	
I have not seen or heard any ads about underage drinking in the past 12 months.	19.9	18.1	13.3	16.0	16.7	
N of Valid	312	354	384	281	1331	
N of Miss	122	139	56	43	360	

Table 239: The next questions ask about your opinions of the information you saw or heard. If you have seen or heard more than one ad, please think about your favorite ad when answering these questions. The information about underage drinking that I saw or heard said something important to me.

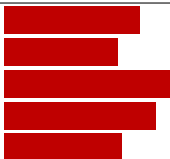
Response	6	8	10	12	Total	
NO!	22.0	17.6	20.3	19.2	19.7	
no	6.4	16.4	22.1	18.5	16.1	
yes	19.4	24.9	26.5	28.8	24.9	
YES!	30.6	22.4	19.2	17.8	22.4	
I have not seen or heard any ads about underage drinking in the past 12 months.	21.7	18.7	11.9	15.7	16.8	
N of Valid	314	353	385	281	1333	
N of Miss	120	140	55	43	358	

Table 240: The next questions ask about your opinions of the information you saw or heard. If you have seen or heard more than one ad, please think about your favorite ad when answering these questions. Seeing or hearing this information about underage drinking made me want to stop or decrease my drinking.



Response	6	8	10	12	Total	
NO!	22.7	19.5	20.1	21.8	20.9	
no	4.3	14.5	19.8	20.0	14.9	
yes	9.7	14.2	20.1	21.8	16.5	
YES!	23.1	24.1	19.6	17.1	21.1	
I have not seen or heard any ads about underage drinking in the past 12 months.	40.1	27.6	20.4	19.3	26.6	
N of Valid	299	344	378	280	1301	
N of Miss	135	149	62	44	390	

Table 241: How honest were you in filling out this survey?

Response	6	8	10	12	Total	
I was very honest	88.6	80.9	81.3	80.1	82.7	
I was honest pretty much of the time	8.9	14.4	14.4	14.7	13.1	
I was honest some of the time	1.2	3.6	2.8	3.8	2.8	
I was honest once in a while	1.2	1.1	1.5	1.4	1.3	
I was not honest at all	0.0	0.0	0.0	0.0	0.0	
N of Valid	325	362	396	286	1369	
N of Miss	109	131	44	38	322	