

2012 APNA

Arkansas Prevention Needs Assessment Student Survey



Mississippi County Tables

Arkansas Department of Human Services
Division of Behavioral Health Services
Prevention Services

Conducted by International Survey Associates dba Pride Surveys

Contents

1	INTRODUCTION	10
2	PERCENTAGE TABLES	15

List of Tables

1	Sex	16
2	Age	16
3	Are you Hispanic or Latino?	16
4	What is your race? Black or African American	17
5	What is your race? Asian	17
6	What is your race? American Indian	17
7	What is your race? Alaska Native	17
8	What is your race? White	18
9	What is your race? Native Hawaiian or Other Pacific Islander	18
10	What is your race? Other	18
11	What is the highest level of schooling completed by your mother or father?	19
12	Think of where you live most of the time. Which of the following people live there with you? Mother	19
13	Think of where you live most of the time. Which of the following people live there with you? Stepmother	19
14	Think of where you live most of the time. Which of the following people live there with you? Foster Mother	20
15	Think of where you live most of the time. Which of the following people live there with you? Grandmother	20
16	Think of where you live most of the time. Which of the following people live there with you? Aunt	20
17	Think of where you live most of the time. Which of the following people live there with you? Father	20
18	Think of where you live most of the time. Which of the following people live there with you? Stepfather	21
19	Think of where you live most of the time. Which of the following people live there with you? Foster Father	21
20	Think of where you live most of the time. Which of the following people live there with you? Grandfather	21
21	Think of where you live most of the time. Which of the following people live there with you? Uncle	21
22	Think of where you live most of the time. Which of the following people live there with you? Other Adults	22
23	Think of where you live most of the time. Which of the following people live there with you? Brother(s)	22
24	Think of where you live most of the time. Which of the following people live there with you? Stepbrother(s)	22
25	Think of where you live most of the time. Which of the following people live there with you? Sister(s)	22
26	Think of where you live most of the time. Which of the following people live there with you? Stepsister(s)	23

27	Think of where you live most of the time. Which of the following people live there with you? Other Children	23
28	In my school, students have lots of chances to help decide things like class activities and rules.	23
29	Teachers ask me to work on special classroom projects.	23
30	My teacher(s) notices when I am doing a good job and lets me know about it.	24
31	There are lots of chances for students in my school to get involved in sports, clubs, and other school activities outside of class.	24
32	There are lots of chances for students in my school to talk with a teacher one-on-one.	24
33	I feel safe at my school.	25
34	The school lets my parents know when I have done something well.	25
35	My teachers praise me when I work hard in school.	25
36	Are your school grades better than the grades of most students in your class?	26
37	I have lots of chances to be part of class discussions or activities.	26
38	Now thinking back over the past year in school, how often did you: enjoy being in school?	26
39	Now thinking back over the past year in school, how often did you: hate being in school?	27
40	Now thinking back over the past year in school, how often did you: try to do your best work in school?	27
41	How often do you feel that the school work you are assigned is meaningful and important?	27
42	Putting them all together, what were your grades like last year?	28
43	How important do you think the things you are learning in school are going to be for your later life?	28
44	How interesting are most of your courses to you?	28
45	During the LAST FOUR WEEKS how many whole days of school have you missed because you skipped or 'cut'?	29
46	What are the chances you would be seen as cool if you: smoked cigarettes?	29
47	What are the chances you would be seen as cool if you: worked hard at school?	29
48	What are the chances you would be seen as cool if you: began drinking alcoholic beverages regularly, that is, at least once or twice a month?	30
49	What are the chances you would be seen as cool if you: defended someone who was being verbally abused at school?	30
50	What are the chances you would be seen as cool if you: smoked marijuana?	30
51	What are the chances you would be seen as cool if you: carried a handgun?	31

52	Think of your four best friends (the friends you feel closest to). In the past year (12 months), how many of your best friends have: participated in clubs, organizations or activities at school?	31
53	Think of your four best friends (the friends you feel closest to). In the past year (12 months), how many of your best friends have: smoked cigarettes?	31
54	Think of your four best friends (the friends you feel closest to). In the past year (12 months), how many of your best friends have: tried beer, wine or hard liquor (for example, vodka, whiskey, or gin) when their parents didn't know about it?	32
55	Think of your four best friends (the friends you feel closest to). In the past year (12 months), how many of your best friends have: made a commitment to stay drug-free?	32
56	Think of your four best friends (the friends you feel closest to). In the past year (12 months), how many of your best friends have: used marijuana?	32
57	Think of your four best friends (the friends you feel closest to). In the past year (12 months), how many of your best friends have: used prescription drugs or non-prescription drugs for the purposes of getting high?	33
58	Think of your four best friends (the friends you feel closest to). In the past year (12 months), how many of your best friends have: used synthetic marijuana (K2, spice) or bath salts?	33
59	Think of your four best friends (the friends you feel closest to). In the past year (12 months), how many of your best friends have: used LSD, cocaine, amphetamines, or other illegal drugs?	33
60	Think of your four best friends (the friends you feel closest to). In the past year (12 months), how many of your best friends have: tried to do well in school?	34
61	Think of your four best friends (the friends you feel closest to). In the past year (12 months), how many of your best friends have: been suspended from school?	34
62	Think of your four best friends (the friends you feel closest to). In the past year (12 months), how many of your best friends have: liked school?	34
63	Think of your four best friends (the friends you feel closest to). In the past year (12 months), how many of your best friends have: carried a handgun?	35
64	Think of your four best friends (the friends you feel closest to). In the past year (12 months), how many of your best friends have: sold illegal drugs?	35
65	Think of your four best friends (the friends you feel closest to). In the past year (12 months), how many of your best friends have: regularly attended religious services?	35

66	Think of your four best friends (the friends you feel closest to). In the past year (12 months), how many of your best friends have: stolen or tried to steal a motor vehicle such as a car or motorcycle?	36
67	Think of your four best friends (the friends you feel closest to). In the past year (12 months), how many of your best friends have: been arrested?	36
68	Think of your four best friends (the friends you feel closest to). In the past year (12 months), how many of your best friends have: dropped out of school?	36
69	Think of your four best friends (the friends you feel closest to). In the past year (12 months), how many of your best friends have: been members of a gang?	37
70	How old were you when you first: smoked marijuana?	37
71	How old were you when you first: smoked a cigarette, even just a puff?	38
72	How old were you when you first: had more than a sip or two of beer, wine or hard liquor (for example, vodka, whiskey, or gin)?	38
73	How old were you when you first: began drinking alcoholic beverages regularly, that is, at least once or twice a month?	39
74	How old were you when you first: used Daztrex?	39
75	How old were you when you first: got suspended from school?	40
76	How old were you when you first: got arrested?	40
77	How old were you when you first: carried a handgun?	41
78	How old were you when you first: attacked someone with the idea of seriously hurting them?	41
79	How old were you when you first: belonged to a gang?	42
80	How wrong do you think it is for someone your age to: take a handgun to school?	42
81	How wrong do you think it is for someone your age to: steal anything worth more than \$5?	42
82	How wrong do you think it is for someone your age to: pick a fight with someone?	43
83	How wrong do you think it is for someone your age to: attack someone with the idea of seriously hurting them?	43
84	How wrong do you think it is for someone your age to: stay away from school all day when their parents think they are at school?	43
85	How wrong do you think it is for someone your age to: drink beer, wine or hard liquor (for example, vodka, whiskey, or gin) regularly?	44
86	How wrong do you think it is for someone your age to: smoke cigarettes?	44
87	How wrong do you think it is for someone your age to: smoke marijuana?	44
88	How wrong do you think it is for someone your age to: use prescription drugs or non-prescription drugs for the purpose of getting high?	45

89	How wrong do you think it is for someone your age to: use synthetic marijuana (K2, spice) or bath salts?	45
90	How wrong do you think it is for someone your age to: use LSD, cocaine, amphetamines or another illegal drug?	45
91	At school during the past 12 months, did you receive help from the resource teacher, speech therapist or other special education teacher?	46
92	How many times in the past year (12 months) have you: been suspended from school?	46
93	How many times in the past year (12 months) have you: carried a handgun?	46
94	How many times in the past year (12 months) have you: sold illegal drugs?	47
95	How many times in the past year (12 months) have you: stolen or tried to steal a motor vehicle such as a car or motorcycle?	47
96	How many times in the past year (12 months) have you: participated in clubs, organizations or activities at school?	48
97	How many times in the past year (12 months) have you: been arrested?	48
98	How many times in the past year (12 months) have you: attacked someone with the idea of seriously hurting them?	49
99	How many times in the past year (12 months) have you: been drunk or high at school?	49
100	How many times in the past year (12 months) have you: taken a handgun to school?	50
101	Are you currently on probation, or assigned a probation officer with Juvenile Court?	50
102	Have you ever belonged to a gang?	50
103	If you have ever belonged to a gang, did that gang have a name?	51
104	You are at a party at someone's house, and one of your friends offers you a drink containing alcohol. What would you say or do?	51
105	How often do you attend religious services or activities?	51
106	I think sometimes it's okay to cheat at school.	52
107	It is important to think before you act.	52
108	Sometimes I think that life is not worth it.	52
109	At times I think I am no good at all.	53
110	All in all, I am inclined to think that I am a failure.	53
111	In the past year, have you felt depressed or sad MOST days, even if you felt okay sometimes?	53
112	It is all right to beat up people if they start the fight.	54
113	I think it is okay to take something without asking if you can get away with it.	54
114	Where do you get the most information about living a drug and alcohol free life? Parents/guardians	54
115	Where do you get the most information about living a drug and alcohol free life? Friends	55

116	Where do you get the most information about living a drug and alcohol free life? Family members	55
117	Where do you get the most information about living a drug and alcohol free life? School	55
118	Where do you get the most information about living a drug and alcohol free life? Internet	56
119	Where do you get the most information about living a drug and alcohol free life? TV	56
120	Where do you get the most information about living a drug and alcohol free life? Social media	56
121	How much do you think people risk harming themselves (physically or in other ways) if they: smoked one or more packs of cigarettes per day?	57
122	How much do you think people risk harming themselves (physically or in other ways) if they: try marijuana once or twice?	57
123	How much do you think people risk harming themselves (physically or in other ways) if they: smoke marijuana once or twice a week?	57
124	How much do you think people risk harming themselves (physically or in other ways) if they: take one or two drinks of an alcoholic beverage (beer, wine, liquor) nearly every day?	58
125	How much do you think people risk harming themselves (physically or in other ways) if they: have five or more drinks of an alcoholic beverage once or twice each weekend?	58
126	How much do you think people risk harming themselves (physically or in other ways) if they: use prescription drugs that are not prescribed to them?	58
127	How much do you think people risk harming themselves (physically or in other ways) if they: use non-prescription drugs to get high?	59
128	Have you ever used smokeless tobacco (chew, snuff, plug, dipping tobacco, or chewing tobacco)?	59
129	How often have you taken smokeless tobacco during the past 30 days?	59
130	Have you ever smoked cigarettes?	60
131	How frequently have you smoked cigarettes during the past 30 days?	60
132	Which statement best describes rules about smoking inside your home?	60
133	Which statement best describes rules about smoking in your family cars?	61
134	During this school year, were you taught in any of your classes about the dangers of tobacco use?	61
135	During the past 12 months, have you participated in any community activities to discourage people your age from using cigarettes, chewing tobacco, snuff, dip or cigars?	61
136	Think back over the last two weeks. How many times have you had five or more alcoholic drinks in a row?	62

137	During the past 30 days, how many times did you ride in a car or other vehicle driven by someone who had been drinking alcohol or using drugs to get high?	62
138	During the past 30 days, how many times did you drive a car or other vehicle when you had been drinking alcohol or using drugs to get high?	62
139	If you drank alcohol (not just a sip or taste) in the past year, how did you usually get it?	63
140	If you drank alcohol (not just a sip or taste) in the past year, where did you usually drink it?	63
141	How do you feel about someone your age having one or two drinks of an alcoholic beverage nearly every day?	64
142	On how many occasions have you had alcoholic beverages (beer, wine or hard liquor) to drink in your lifetime - more than just a few sips?	64
143	On how many occasions have you drunk one of more drinks of an alcoholic beverage during the past 30 days?	64
144	On how many occasions have you used marijuana (grass, pot) or hashish (hash, hash oil) in your lifetime?	65
145	On how many occasions have you used marijuana (grass, pot) or hashish (hash, hash oil) during the past 30 days?	65
146	On how many occasions have you used LSD or other psychedelics in your lifetime?	65
147	On how many occasions have you used LSD or other psychedelics during the past 30 days?	66
148	On how many occasions have you used cocaine or crack in your lifetime?	66
149	On how many occasions have you used cocaine or crack during the past 30 days?	66
150	On how many occasions have you sniffed glue, breathed the contents of an aerosol spray can, or inhaled other gases or sprays, in order to get high in your lifetime?	67
151	On how many occasions have you sniffed glue, breathed the contents of an aerosol spray can, or inhaled other gases or sprays, in order to get high during the past 30 days?	67
152	On how many occasions have you used Daztrex in your lifetime?	68
153	On how many occasions have you used Daztrex during the past 30 days?	68
154	On how many occasions have you used synthetic marijuana in your lifetime?	68
155	On how many occasions have you used synthetic marijuana during the past 30 days?	69
156	On how many occasions have you used methamphetamines (meth, speed, crank, crystal meth) in your lifetime?	69

157	On how many occasions have you used methamphetamines (meth, speed, crank, crystal meth) in the past 30 days?	69
158	On how many occasions have you used other chemical products (bath salts, plant food, etc.) in your lifetime?	70
159	On how many occasions have you used other chemical products (bath salts, plant food, etc.) during the past 30 days?	70
160	On how many occasions have you used heroin or other opiates in your lifetime?	70
161	On how many occasions have you used heroin or other opiates during the past 30 days?	71
162	On how many occasions have you used MDMA ('X', 'E', or ecstasy) in your lifetime?	71
163	On how many occasions have you used MDMA ('X', 'E', or ecstasy) during the past 30 days?	71
164	On how many occasions have you taken prescription drugs (such as Valium, Xanax, Ritalin, Adderall, OxyContin, Darvocet, or sleeping pills) not prescribed to you in your lifetime?	72
165	On how many occasions have you taken prescription drugs (such as Valium, Xanax, Ritalin, Adderall, OxyContin, Darvocet, or sleeping pills) not prescribed to you during the past 30 days?	72
166	On how many occasions have you taken non-prescription medicines such as diet pills (for example, Dietac, Dexatrim or Prolamine), stay-awake pills (for example No-Doz, Vivarin, or Wake), or cough or cold medicines (robos, DXM, etc.) to get high in your lifetime?	73
167	On how many occasions have you taken non-prescription medicines such as diet pills (for example, Dietac, Dexatrim or Prolamine), stay-awake pills (for example No-Doz, Vivarin, or Wake), or cough or cold medicines (robos, DXM, etc.) to get high during the past 30 days?	73
168	On how many occasions have you been drunk or very high from drinking alcoholic beverages during the past 30 days?	74
169	On how many occasions have you drunk flavored alcoholic beverages, sometimes called 'alcopops' (like Mike's Hard Lemonade, Smirnoff Ice, Bacardi Breezers, etc.) in your lifetime?	74
170	On how many occasions have you drunk flavored alcoholic beverages, sometimes called 'alcopops' (like Mike's Hard Lemonade, Smirnoff Ice, Bacardi Breezers, etc.) during the past 30 days?	75
171	If you used prescription drugs or over the counter drugs without a doctor telling you to use it or for the purpose of getting high, where did you get these drugs?	75
172	During the last month, about how many marijuana cigarettes, or the equivalent, did you smoke a day, on the average?	76
173	How wrong do your friends feel it would be for YOU to: drink alcohol?	76
174	How wrong do your friends feel it would be for YOU to: smoke tobacco?	76

175	How wrong do your friends feel it would be for YOU to: smoke marijuana?	77
176	How wrong do your friends feel it would be for YOU to: use prescription drugs not prescribed to you	77
177	How wrong would most adults (over 21) in your neighborhood think it is for kids your age: to use marijuana?	77
178	How wrong would most adults (over 21) in your neighborhood think it is for kids your age: to drink alcohol?	78
179	How wrong would most adults (over 21) in your neighborhood think it is for kids your age: to smoke cigarettes?	78
180	How much do each of the following statements describe your neighborhood? crime and/or drug selling	78
181	How much do each of the following statements describe your neighborhood? fights	79
182	How much do each of the following statements describe your neighborhood? lots of empty or abandoned buildings	79
183	How much do each of the following statements describe your neighborhood? lots of graffiti	79
184	I feel safe in my neighborhood.	80
185	If a kid smoked marijuana in your neighborhood would he or she be caught by the police?	80
186	If a kid drank some beer, wine or hard liquor (for example, vodka, whiskey, or gin) in your neighborhood would he or she be caught by the police?	80
187	If a kid carried a handgun in your neighborhood would he or she be caught by the police?	81
188	If you wanted to get some cigarettes, how easy would it be for you to get some?	81
189	If you wanted to get some beer, wine or hard liquor (for example, vodka, whiskey, or gin), how easy would it be for you to get some?	81
190	If you wanted to get a drug like cocaine, LSD, or amphetamines, how easy would it be for you to get some?	82
191	If you wanted to get a handgun, how easy would it be for you to get one?	82
192	If you wanted to get some marijuana, how easy would it be for you to get some?	82
193	If you wanted to get prescription drugs for the purpose of getting high, how easy would it be for you to get some?	83
194	If you wanted to get synthetic marijuana such as K2 or chemical products such as bath salts to get high, how easy would it be for you to get some?	83
195	If you wanted to get steroids to enhance athletic performance, how easy would it be for you to get some?	83

196	During the past 12 months, have you participated in any alcohol prevention programs or seen any alcohol prevention messages in your school or community? Yes, a school-based program focused on preventing underage drinking and/or drinking and driving. . . .	84
197	During the past 12 months, have you participated in any alcohol prevention programs or seen any alcohol prevention messages in your school or community? Yes, a community-based program focused on preventing underage drinking and/or drinking and driving (for example, through your church or temple or through youth groups like Boys and Girls Club or 4-H). . . .	84
198	During the past 12 months, have you participated in any alcohol prevention programs or seen any alcohol prevention messages in your school or community? Yes, a media campaign addressing underage drinking and/or drinking and driving (for example, newspaper ads, posters, pamphlets, radio, TV). . . .	84
199	During the past 12 months, have you participated in any alcohol prevention programs or seen any alcohol prevention messages in your school or community? No	84
200	How wrong do your parents feel it would be for YOU to: drink beer, wine or hard liquor (for example, vodka, whiskey or gin) regularly? .	85
201	How wrong do your parents feel it would be for YOU to: smoke tobacco?	85
202	How wrong do your parents feel it would be for YOU to: smoke marijuana?	85
203	How wrong do your parents feel it would be for YOU to: use prescription drugs not prescribed to you?	86
204	How wrong do your parents feel it would be for YOU to: steal something worth more than \$5?	86
205	How wrong do your parents feel it would be for YOU to: draw graffiti, write things, or draw pictures on buildings or other property (without the owner's permission)?	86
206	How wrong do your parents feel it would be for YOU to: pick a fight with someone?	87
207	During the past 12 months, have you talked with at least one of your parents about the dangers of underage drinking and/or drinking and driving? By parents, we mean either your biological parents, adoptive parents, stepparents, or adult guardians - whether or not they live with you. . . .	87
208	The rules in my family are clear. . . .	87
209	People in my family often insult or yell at each other. . . .	88
210	When I am not at home, one of my parents knows where I am and who I am with. . . .	88
211	We argue about the same things in my family over and over. . . .	88

212	If you drank some beer or wine or liquor (for example, vodka, whiskey, or gin) without your parents' permission, would you be caught by your parents?	89
213	My family has clear rules about alcohol and drug use. . . .	89
214	If you carried a handgun without your parents' permission, would you be caught by your parents?	89
215	If you skipped school would you be caught by your parents?	90
216	My parents ask if I've gotten my homework done. . . .	90
217	People in my family have serious arguments. . . .	90
218	Would your parents know if you did not come home on time?	91
219	Have any of your brothers or sisters ever: drunk beer, wine or hard liquor (for example, vodka, whiskey or gin)?	91
220	Have any of your brothers or sisters ever: smoked marijuana?	91
221	Have any of your brothers or sisters ever: smoked cigarettes?	91
222	Have any of your brothers or sisters ever: taken a handgun to school?	92
223	Have any of your brothers or sisters ever: been suspended or expelled from school?	92
224	Have you changed homes in the past year (the last 12 months)? . . .	92
225	How many times have you changed homes since kindergarten? . . .	92
226	Have you changed schools (including changing from elementary to middle and middle to high school) in the past year?	93
227	How many times have you changed schools since kindergarten (including changing from elementary to middle and middle to high school)?	93
228	Has anyone in your family ever had severe alcohol or drug problems? . . .	93
229	About how many adults (over 21) have you known personally who in the past year have: used marijuana, crack, cocaine, or other drugs? . . .	94
230	About how many adults (over 21) have you known personally who in the past year have: sold or dealt drugs?	94
231	About how many adults (over 21) have you known personally who in the past year have: done other things that could get them in trouble with the police, like stealing, selling stolen goods, mugging or assaulting others, etc.?	94
232	About how many adults (over 21) have you known personally who in the past year have: gotten drunk or high?	95
233	Have you seen or heard information about underage drinking in the past 12 months from the following sources? Radio	95
234	Have you seen or heard information about underage drinking in the past 12 months from the following sources? TV. . . .	95
235	Have you seen or heard information about underage drinking in the past 12 months from the following sources? Print. This includes information on underage drinking you may have seen in the newspaper, on a billboard, in pamphlets, on stickers, etc. . . .	95

236	Have you seen or heard information about underage drinking in the past 12 months from the following sources? Website or social media? (Facebook, Myspace, website, etc.)	96
237	The next questions ask about your opinions of the information you saw or heard. If you have seen or heard more than one ad, please think about your favorite ad when answering these questions. The information about underage drinking that I saw or heard was convincing.	96
238	The next questions ask about your opinions of the information you saw or heard. If you have seen or heard more than one ad, please think about your favorite ad when answering these questions. The information about underage drinking that I saw or heard grabbed my attention.	96
239	The next questions ask about your opinions of the information you saw or heard. If you have seen or heard more than one ad, please think about your favorite ad when answering these questions. The information about underage drinking that I saw or heard said something important to me.	97
240	The next questions ask about your opinions of the information you saw or heard. If you have seen or heard more than one ad, please think about your favorite ad when answering these questions. Seeing or hearing this information about underage drinking made me want to stop or decrease my drinking.	97
241	How honest were you in filling out this survey?	97

List of Figures

1	Grade Chart	11
2	Gender Chart	12
3	Age Chart	13
4	Ethnic Origin Chart	14

1 INTRODUCTION

This report was generated from data collected on the *2012 Arkansas Prevention Needs Assessment Student Survey*. This report contains basic frequency tables of all data collected and graphs on the selected demographic variables of grade, gender, age and ethnic origin. The graph on ethnic origin is represented as a bar chart rather than as a pie chart. This is because students were allowed to mark more than one response for ethnic origin as opposed to being allowed to mark only one response. The bars represent the percent of students who marked each of the ethnic categories.

Questions regarding the information found in this report can be directed to:

Pride Surveys

160 Vanderbilt Court
Bowling Green, KY 42103
1-800-279-6361
www.pridesurveys.com

Grade Chart

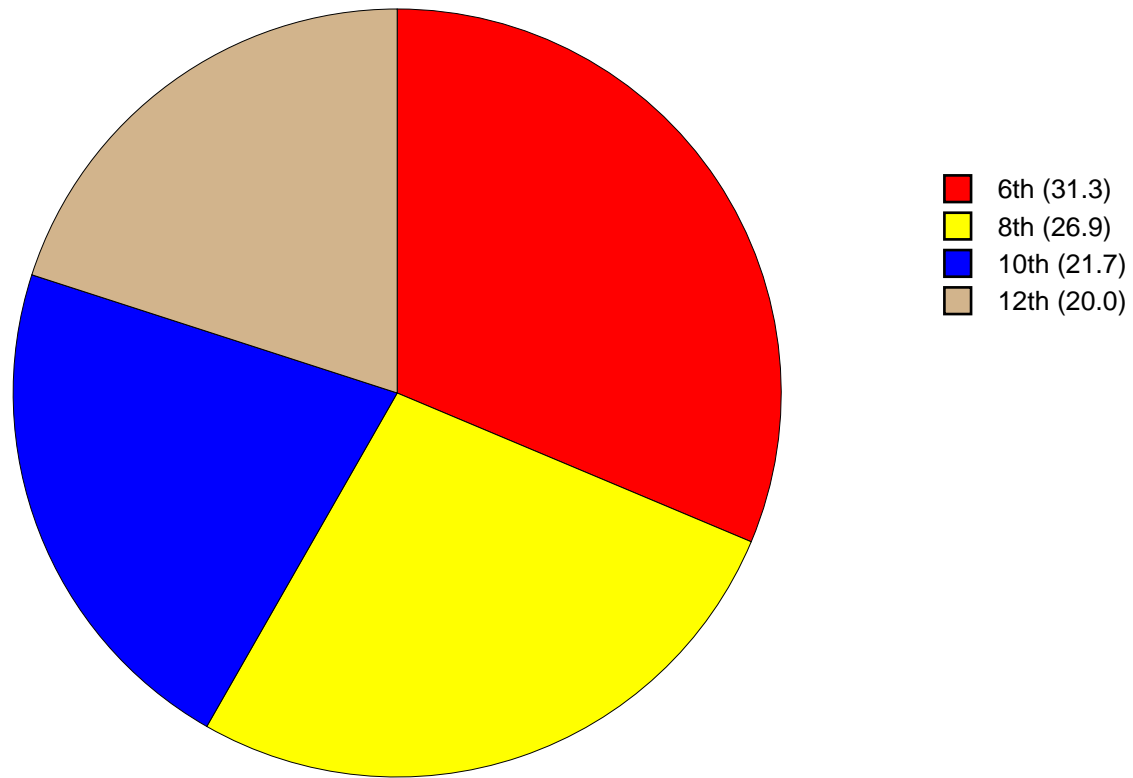


Figure 1: Grade Chart

Gender Chart

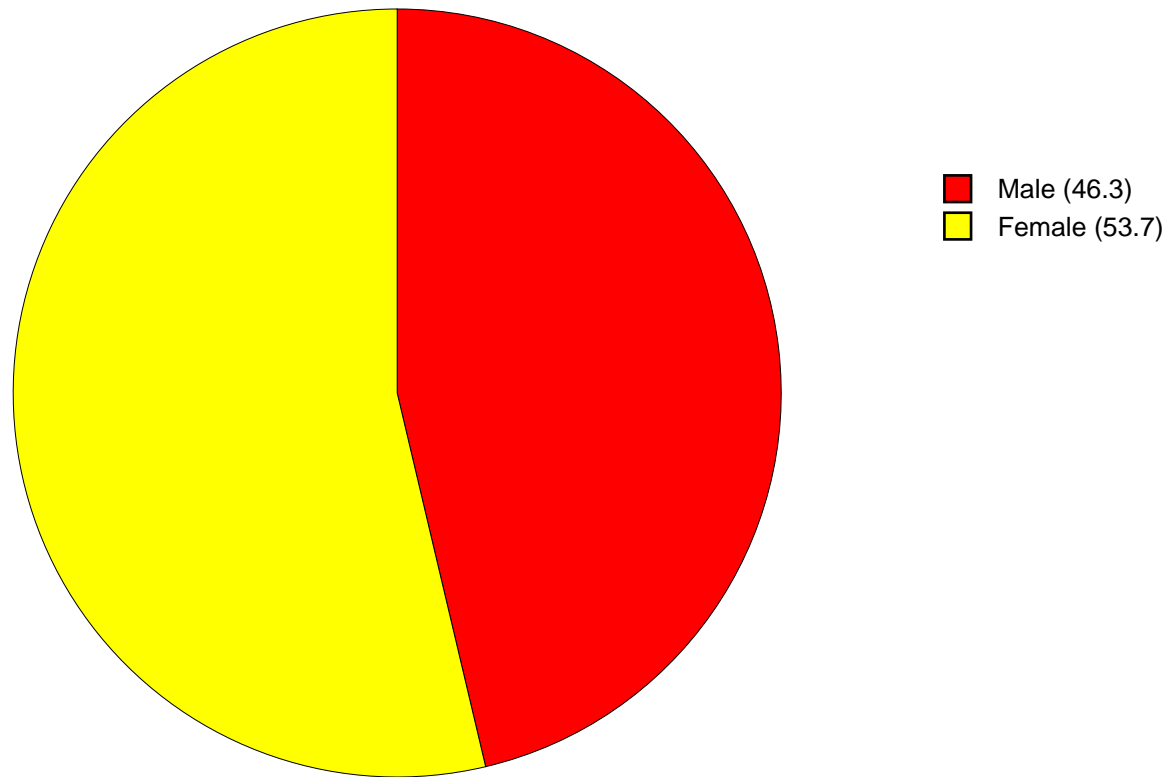


Figure 2: Gender Chart

Age Chart

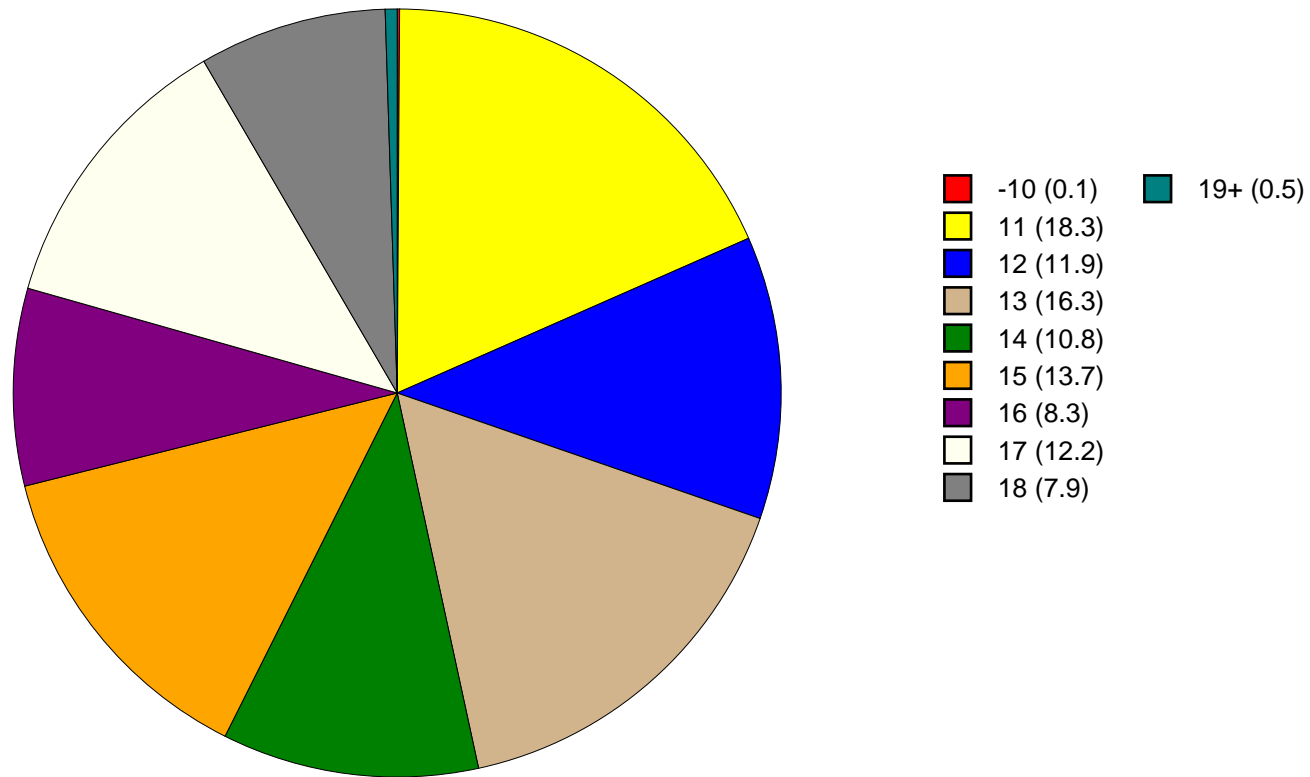


Figure 3: Age Chart

Ethnic Origin Chart

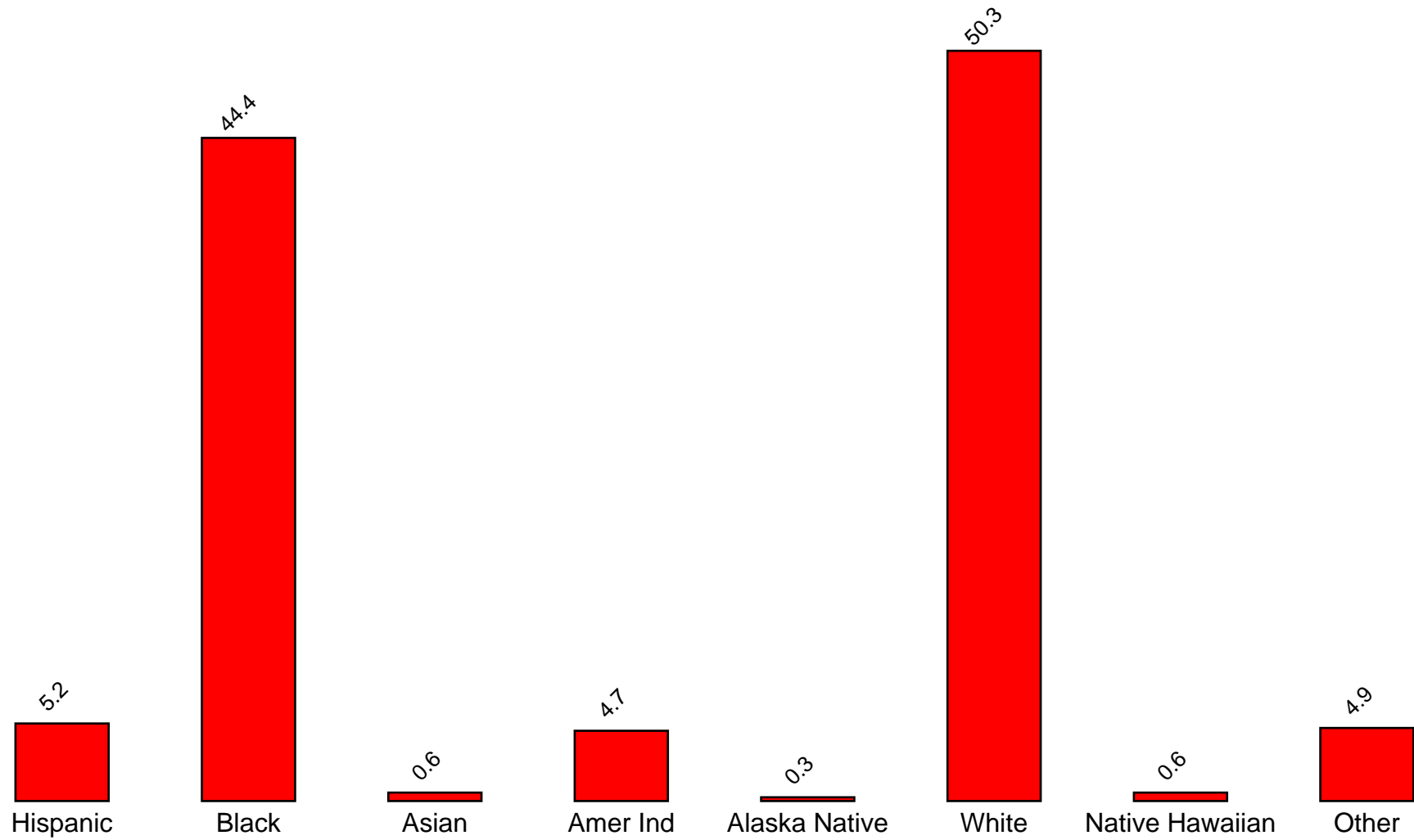


Figure 4: Ethnic Origin Chart

2 PERCENTAGE TABLES

The following tables contain frequency distribution detailing how your students responded to each question on the survey. The tables appear in the same order as the questions on the survey. The tables include breakdowns by grade level as well as overall percentages. The *N of Valid* row is a frequency count of the number of valid responses to each question for each grade and overall. The *N of Miss* row is a frequency count of the number of invalid (marked more than one response) or missing (i.e. did not respond) responses to each question for each grade and overall.

For the questions that allowed more than one response (i.e. race, live with, etc.) each response becomes a separate table. If a student did not mark the response, that was counted as a NO response, and if they did mark the response, that was counted as a YES response. Since a non response is a valid response for these questions, the *N of Miss* will always be zero for these questions.

Table 1: Sex



Response	6	8	10	12	Total	
Male	51.2	42.9	50.4	38.7	46.3	
Female	48.8	57.1	49.6	61.3	53.7	
N of Valid	496	429	341	318	1584	
N of Miss	3	0	5	1	9	

Table 2: Age











Response	6	8	10	12	Total	
10 or younger	0.2	0.0	0.0	0.0	0.1	
11	58.4	0.0	0.0	0.0	18.3	
12	37.8	0.0	0.0	0.0	11.9	
13	3.6	56.3	0.0	0.0	16.3	
14	0.0	39.7	0.6	0.0	10.8	
15	0.0	4.0	58.1	0.0	13.7	
16	0.0	0.0	37.8	0.6	8.3	
17	0.0	0.0	3.2	57.5	12.2	
18	0.0	0.0	0.3	39.3	7.9	
19 or older	0.0	0.0	0.0	2.5	0.5	
N of Valid	497	426	344	318	1585	
N of Miss	2	3	2	1	8	

Table 3: Are you Hispanic or Latino?



Response	6	8	10	12	Total	
No	94.7	95.0	94.9	94.6	94.8	
Yes	5.3	5.0	5.1	5.4	5.2	
N of Valid	473	402	332	313	1520	
N of Miss	26	27	14	6	73	

Table 4: What is your race? Black or African American



Response	6	8	10	12	Total	
No	56.5	60.4	46.8	57.1	55.6	
Yes	43.5	39.6	53.2	42.9	44.4	
N of Valid	499	429	346	319	1593	
N of Miss	0	0	0	0	0	

Table 5: What is your race? Asian



Response	6	8	10	12	Total	
No	99.2	99.8	99.7	99.1	99.4	
Yes	0.8	0.2	0.3	0.9	0.6	
N of Valid	499	429	346	319	1593	
N of Miss	0	0	0	0	0	

Table 6: What is your race? American Indian



Response	6	8	10	12	Total	
No	93.4	93.9	96.5	98.7	95.3	
Yes	6.6	6.1	3.5	1.3	4.7	
N of Valid	499	429	346	319	1593	
N of Miss	0	0	0	0	0	

Table 7: What is your race? Alaska Native



Response	6	8	10	12	Total	
No	99.8	99.5	100.0	99.7	99.7	
Yes	0.2	0.5	0.0	0.3	0.3	
N of Valid	499	429	346	319	1593	
N of Miss	0	0	0	0	0	

Table 8: What is your race? White



Response	6	8	10	12	Total	
No	50.3	44.3	57.8	47.3	49.7	
Yes	49.7	55.7	42.2	52.7	50.3	
N of Valid	499	429	346	319	1593	
N of Miss	0	0	0	0	0	

Table 9: What is your race? Native Hawaiian or Other Pacific Islander



Response	6	8	10	12	Total	
No	99.4	99.5	98.8	100.0	99.4	
Yes	0.6	0.5	1.2	0.0	0.6	
N of Valid	499	429	346	319	1593	
N of Miss	0	0	0	0	0	

Table 10: What is your race? Other



Response	6	8	10	12	Total	
No	94.6	95.1	94.8	96.2	95.1	
Yes	5.4	4.9	5.2	3.8	4.9	
N of Valid	499	429	346	319	1593	
N of Miss	0	0	0	0	0	

Table 11: What is the highest level of schooling completed by your mother or father?









Response	6	8	10	12	Total	
Completed grade school or less	2.1	2.0	1.8	1.3	1.8	
Some high school	2.7	8.1	9.8	15.2	8.2	
Completed high school	18.1	18.1	26.0	27.1	21.7	
Some college	12.6	16.1	21.9	22.9	17.7	
Completed college	23.2	21.5	21.3	20.3	21.7	
Graduate or professional school after college	6.9	11.2	5.6	4.8	7.4	
Don't know	31.8	21.5	12.1	7.1	19.7	
Does not apply	2.5	1.5	1.5	1.3	1.8	
N of Valid	475	409	338	310	1532	
N of Miss	24	20	8	9	61	

Table 12: Think of where you live most of the time. Which of the following people live there with you? Mother



Response	6	8	10	12	Total	
No	13.2	17.7	15.0	21.3	16.4	
Yes	86.8	82.3	85.0	78.7	83.6	
N of Valid	499	429	346	319	1593	
N of Miss	0	0	0	0	0	

Table 13: Think of where you live most of the time. Which of the following people live there with you? Stepmother



Response	6	8	10	12	Total	
No	93.6	93.7	96.0	94.4	94.3	
Yes	6.4	6.3	4.0	5.6	5.7	
N of Valid	499	429	346	319	1593	
N of Miss	0	0	0	0	0	

Table 14: Think of where you live most of the time. Which of the following people live there with you? Foster Mother



Response	6	8	10	12	Total	
No	100.0	99.3	100.0	100.0	99.8	
Yes	0.0	0.7	0.0	0.0	0.2	
N of Valid	499	429	346	319	1593	
N of Miss	0	0	0	0	0	

Table 15: Think of where you live most of the time. Which of the following people live there with you? Grandmother



Response	6	8	10	12	Total	
No	80.6	85.8	84.1	85.6	83.7	
Yes	19.4	14.2	15.9	14.4	16.3	
N of Valid	499	429	346	319	1593	
N of Miss	0	0	0	0	0	

Table 16: Think of where you live most of the time. Which of the following people live there with you? Aunt



Response	6	8	10	12	Total	
No	92.0	95.3	95.4	95.3	94.3	
Yes	8.0	4.7	4.6	4.7	5.7	
N of Valid	499	429	346	319	1593	
N of Miss	0	0	0	0	0	

Table 17: Think of where you live most of the time. Which of the following people live there with you? Father



Response	6	8	10	12	Total	
No	45.7	52.4	56.9	57.7	52.4	
Yes	54.3	47.6	43.1	42.3	47.6	
N of Valid	499	429	346	319	1593	
N of Miss	0	0	0	0	0	

Table 18: Think of where you live most of the time. Which of the following people live there with you? Stepfather



Response	6	8	10	12	Total	
No	85.6	83.0	84.1	85.6	84.6	
Yes	14.4	17.0	15.9	14.4	15.4	
N of Valid	499	429	346	319	1593	
N of Miss	0	0	0	0	0	

Table 19: Think of where you live most of the time. Which of the following people live there with you? Foster Father



Response	6	8	10	12	Total	
No	100.0	99.1	100.0	100.0	99.7	
Yes	0.0	0.9	0.0	0.0	0.3	
N of Valid	499	429	346	319	1593	
N of Miss	0	0	0	0	0	

Table 20: Think of where you live most of the time. Which of the following people live there with you? Grandfather



Response	6	8	10	12	Total	
No	87.2	93.0	93.6	93.7	91.5	
Yes	12.8	7.0	6.4	6.3	8.5	
N of Valid	499	429	346	319	1593	
N of Miss	0	0	0	0	0	

Table 21: Think of where you live most of the time. Which of the following people live there with you? Uncle



Response	6	8	10	12	Total	
No	92.2	96.0	96.2	96.2	94.9	
Yes	7.8	4.0	3.8	3.8	5.1	
N of Valid	499	429	346	319	1593	
N of Miss	0	0	0	0	0	

Table 22: Think of where you live most of the time. Which of the following people live there with you? Other Adults



Response	6	8	10	12	Total	
No	96.8	98.4	98.6	97.8	97.8	
Yes	3.2	1.6	1.4	2.2	2.2	
N of Valid	499	429	346	319	1593	
N of Miss	0	0	0	0	0	

Table 23: Think of where you live most of the time. Which of the following people live there with you? Brother(s)



Response	6	8	10	12	Total	
No	47.9	49.9	61.0	63.0	54.3	
Yes	52.1	50.1	39.0	37.0	45.7	
N of Valid	499	429	346	319	1593	
N of Miss	0	0	0	0	0	

Table 24: Think of where you live most of the time. Which of the following people live there with you? Stepbrother(s)



Response	6	8	10	12	Total	
No	94.0	94.6	98.3	98.7	96.0	
Yes	6.0	5.4	1.7	1.3	4.0	
N of Valid	499	429	346	319	1593	
N of Miss	0	0	0	0	0	

Table 25: Think of where you live most of the time. Which of the following people live there with you? Sister(s)



Response	6	8	10	12	Total	
No	51.5	53.6	63.3	61.4	56.6	
Yes	48.5	46.4	36.7	38.6	43.4	
N of Valid	499	429	346	319	1593	
N of Miss	0	0	0	0	0	

Table 26: Think of where you live most of the time. Which of the following people live there with you? Stepsister(s)

Response	6	8	10	12	Total	
No	96.2	95.1	98.0	98.4	96.7	
Yes	3.8	4.9	2.0	1.6	3.3	
N of Valid	499	429	346	319	1593	
N of Miss	0	0	0	0	0	

Table 27: Think of where you live most of the time. Which of the following people live there with you? Other Children

Response	6	8	10	12	Total	
No	95.0	93.7	96.2	94.7	94.9	
Yes	5.0	6.3	3.8	5.3	5.1	
N of Valid	499	429	346	319	1593	
N of Miss	0	0	0	0	0	

Table 28: In my school, students have lots of chances to help decide things like class activities and rules.

Response	6	8	10	12	Total	
NO!	22.1	23.8	19.6	18.9	21.3	
no	31.9	34.7	33.0	30.3	32.6	
yes	36.5	34.2	38.9	40.7	37.2	
YES!	9.6	7.4	8.5	10.1	8.8	
N of Valid	480	421	342	317	1560	
N of Miss	19	8	4	2	33	

Table 29: Teachers ask me to work on special classroom projects.

Response	6	8	10	12	Total	
NO!	7.4	7.3	8.4	8.5	7.8	
no	27.6	28.1	33.4	32.4	30.0	
yes	42.6	45.9	48.0	47.8	45.7	
YES!	22.4	18.7	10.2	11.3	16.5	
N of Valid	486	423	344	318	1571	
N of Miss	13	6	2	1	22	

Table 30: My teacher(s) notices when I am doing a good job and lets me know about it.

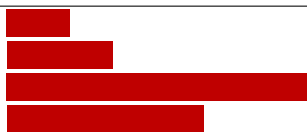
Response	6	8	10	12	Total	
NO!	4.9	7.8	10.2	10.1	7.9	
no	9.6	16.5	18.6	16.7	14.9	
yes	40.6	51.2	50.0	50.2	47.4	
YES!	44.9	24.5	21.2	23.0	29.8	
N of Valid	488	424	344	317	1573	
N of Miss	11	5	2	2	20	

Table 31: There are lots of chances for students in my school to get involved in sports, clubs, and other school activities outside of class.


Response	6	8	10	12	Total	
NO!	7.2	5.9	2.6	3.1	5.0	
no	12.6	6.8	4.4	5.7	7.8	
yes	37.9	37.0	44.5	44.3	40.4	
YES!	42.4	50.2	48.5	46.9	46.8	
N of Valid	486	424	344	318	1572	
N of Miss	13	5	2	1	21	

Table 32: There are lots of chances for students in my school to talk with a teacher one-on-one.

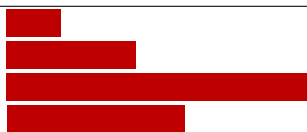
Response	6	8	10	12	Total	
NO!	4.6	8.0	7.4	6.0	6.4	
no	13.8	19.6	22.4	21.2	18.8	
yes	41.4	49.6	50.4	53.2	48.0	
YES!	40.2	22.7	19.8	19.6	26.8	
N of Valid	478	423	339	316	1556	
N of Miss	21	6	7	3	37	

Table 33: I feel safe at my school.





Response	6	8	10	12	Total	
NO!	7.4	9.2	16.4	7.3	9.8	
no	9.7	14.9	20.8	13.2	14.2	
yes	39.8	50.9	52.3	58.4	49.3	
YES!	43.1	24.9	10.5	21.1	26.7	
N of Valid	487	422	342	317	1568	
N of Miss	12	7	4	2	25	

Table 34: The school lets my parents know when I have done something well.





Response	6	8	10	12	Total	
NO!	9.7	17.6	24.9	20.1	17.3	
no	24.0	37.6	43.6	46.5	36.5	
yes	40.1	32.5	24.9	27.0	32.1	
YES!	26.2	12.2	6.7	6.3	14.1	
N of Valid	484	425	342	318	1569	
N of Miss	15	4	4	1	24	

Table 35: My teachers praise me when I work hard in school.





Response	6	8	10	12	Total	
NO!	15.4	14.1	19.0	15.9	15.9	
no	21.5	35.3	37.6	35.2	31.6	
yes	40.5	38.4	37.6	41.0	39.4	
YES!	22.5	12.2	5.8	7.9	13.1	
N of Valid	479	419	343	315	1556	
N of Miss	20	10	3	4	37	

Table 36: Are your school grades better than the grades of most students in your class?





Response	6	8	10	12	Total	
NO!	8.3	4.7	4.4	3.5	5.5	
no	29.6	25.1	20.9	23.1	25.2	
yes	41.0	48.6	55.3	50.3	48.0	
YES!	21.1	21.6	19.4	23.1	21.3	
N of Valid	483	422	340	316	1561	
N of Miss	16	7	6	3	32	

Table 37: I have lots of chances to be part of class discussions or activities.





Response	6	8	10	12	Total	
NO!	5.0	5.2	5.0	3.5	4.7	
no	15.5	14.7	17.1	14.6	15.4	
yes	46.1	53.9	57.9	61.9	54.0	
YES!	33.5	26.2	20.0	20.0	25.9	
N of Valid	484	423	340	315	1562	
N of Miss	15	6	6	4	31	

Table 38: Now thinking back over the past year in school, how often did you: enjoy being in school?






Response	6	8	10	12	Total	
Never	7.5	7.5	6.4	11.0	8.0	
Seldom	3.7	9.6	12.2	15.1	9.4	
Sometimes	42.2	49.4	49.6	43.1	45.9	
Often	22.4	20.2	22.3	21.4	21.6	
Almost always	24.2	13.2	9.6	9.4	15.1	
N of Valid	491	425	345	318	1579	
N of Miss	8	4	1	1	14	

Table 39: Now thinking back over the past year in school, how often did you: hate being in school?






Response	6	8	10	12	Total	
Never	23.3	12.6	7.9	7.2	13.8	
Seldom	18.1	21.0	17.0	23.3	19.7	
Sometimes	34.5	37.4	42.2	35.5	37.2	
Often	13.7	18.3	21.7	17.6	17.5	
Almost always	10.4	10.7	11.1	16.4	11.9	
N of Valid	481	420	341	318	1560	
N of Miss	18	9	5	1	33	

Table 40: Now thinking back over the past year in school, how often did you: try to do your best work in school?






Response	6	8	10	12	Total	
Never	0.2	1.2	0.3	0.3	0.5	
Seldom	0.8	0.5	1.8	2.8	1.3	
Sometimes	7.2	8.5	13.2	14.8	10.4	
Often	15.7	28.4	31.2	29.7	25.4	
Almost always	76.0	61.4	53.5	52.4	62.4	
N of Valid	483	422	340	317	1562	
N of Miss	16	7	6	2	31	

Table 41: How often do you feel that the school work you are assigned is meaningful and important?






Response	6	8	10	12	Total	
Never	3.7	6.4	6.5	6.7	5.7	
Seldom	5.0	13.1	18.2	18.2	12.7	
Sometimes	22.7	29.4	34.7	33.5	29.3	
Often	28.5	31.5	25.3	26.8	28.3	
Almost always	40.1	19.6	15.3	14.7	24.0	
N of Valid	484	419	340	313	1556	
N of Miss	15	10	6	6	37	

Table 42: Putting them all together, what were your grades like last year?

Response	6	8	10	12	Total	
Mostly F's	1.3	1.2	1.5	0.7	1.2	
Mostly D's	4.0	2.7	6.0	3.6	4.0	
Mostly C's	16.4	25.4	29.0	25.7	23.6	
Mostly B's	40.4	39.2	41.9	41.7	40.7	
Mostly A's	37.9	31.4	21.6	28.3	30.5	
N of Valid	451	401	334	307	1493	
N of Miss	48	28	12	12	100	

Table 43: How important do you think the things you are learning in school are going to be for your later life?

Response	6	8	10	12	Total	
Very important	62.9	42.1	31.2	21.7	42.2	
Quite important	20.4	24.7	21.8	23.6	22.5	
Fairly important	11.8	17.9	28.5	30.7	20.8	
Slightly important	3.7	12.0	15.0	18.5	11.3	
Not at all important	1.2	3.3	3.5	5.4	3.1	
N of Valid	491	425	340	313	1569	
N of Miss	8	4	6	6	24	

Table 44: How interesting are most of your courses to you?

Response	6	8	10	12	Total	
Very interesting and stimulating	30.6	12.6	10.9	9.8	17.3	
Quite interesting	37.5	29.8	22.7	26.3	29.9	
Fairly interesting	20.1	35.1	45.7	40.3	33.8	
Slightly dull	7.7	16.5	14.7	16.2	13.3	
Very dull	4.1	6.0	5.9	7.3	5.7	
N of Valid	483	419	339	315	1556	
N of Miss	16	10	7	4	37	

Table 45: During the LAST FOUR WEEKS how many whole days of school have you missed because you skipped or 'cut'?








Response	6	8	10	12	Total	
None	70.5	77.1	70.7	58.3	69.9	
1	11.4	8.0	12.9	16.6	11.8	
2	5.7	5.7	6.7	6.7	6.1	
3	5.1	4.0	4.4	9.9	5.6	
04/05/13	4.9	3.5	3.8	6.4	4.6	
06/10/13	2.0	1.2	0.6	0.3	1.1	
11 or more	0.4	0.5	0.9	1.9	0.8	
N of Valid	492	424	341	314	1571	
N of Miss	7	5	5	5	22	

Table 46: What are the chances you would be seen as cool if you: smoked cigarettes?






Response	6	8	10	12	Total	
No or very little chance	88.8	71.1	69.4	68.7	75.7	
Little chance	5.1	12.9	11.8	15.8	10.8	
Some chance	3.0	8.4	9.4	9.7	7.2	
Pretty good chance	1.7	4.8	7.1	3.5	4.1	
Very good chance	1.5	2.9	2.4	2.3	2.2	
N of Valid	472	419	340	310	1541	
N of Miss	27	10	6	9	52	

Table 47: What are the chances you would be seen as cool if you: worked hard at school?






Response	6	8	10	12	Total	
No or very little chance	6.0	7.7	10.9	7.4	7.8	
Little chance	7.9	15.6	15.3	11.7	12.3	
Some chance	9.9	18.4	18.3	23.6	16.8	
Pretty good chance	20.7	24.2	22.1	23.6	22.5	
Very good chance	55.5	34.2	33.3	33.7	40.5	
N of Valid	483	418	339	309	1549	
N of Miss	16	11	7	10	44	

Table 48: What are the chances you would be seen as cool if you: began drinking alcoholic beverages regularly, that is, at least once or twice a month?






Response	6	8	10	12	Total	
No or very little chance	87.6	66.5	56.3	49.4	67.2	
Little chance	6.6	13.2	16.5	18.7	13.0	
Some chance	2.6	7.7	10.0	16.8	8.5	
Pretty good chance	1.9	8.6	11.5	9.0	7.3	
Very good chance	1.3	4.1	5.6	6.1	4.0	
N of Valid	467	418	339	310	1534	
N of Miss	32	11	7	9	59	

Table 49: What are the chances you would be seen as cool if you: defended someone who was being verbally abused at school?






Response	6	8	10	12	Total	
No or very little chance	18.9	16.2	17.6	17.9	17.7	
Little chance	8.7	9.5	14.3	13.8	11.2	
Some chance	11.7	18.8	22.1	20.8	17.8	
Pretty good chance	17.2	25.7	22.7	23.4	22.0	
Very good chance	43.4	29.8	23.3	24.0	31.4	
N of Valid	470	420	335	312	1537	
N of Miss	29	9	11	7	56	

Table 50: What are the chances you would be seen as cool if you: smoked marijuana?






Response	6	8	10	12	Total	
No or very little chance	91.1	70.7	55.2	57.7	70.9	
Little chance	3.8	6.9	8.0	10.3	6.9	
Some chance	1.3	8.8	10.6	10.3	7.2	
Pretty good chance	0.6	4.5	10.9	11.0	6.0	
Very good chance	3.2	9.0	15.3	10.6	9.0	
N of Valid	471	420	339	310	1540	
N of Miss	28	9	7	9	53	

Table 51: What are the chances you would be seen as cool if you: carried a handgun?

Response	6	8	10	12	Total	
No or very little chance	85.4	75.8	70.0	68.1	75.9	
Little chance	4.7	7.7	8.6	13.2	8.1	
Some chance	4.0	4.8	7.1	8.7	5.9	
Pretty good chance	1.5	3.8	5.0	5.5	3.7	
Very good chance	4.5	7.9	9.2	4.5	6.4	
N of Valid	471	418	337	310	1536	
N of Miss	28	11	9	9	57	

Table 52: Think of your four best friends (the friends you feel closest to). In the past year (12 months), how many of your best friends have: participated in clubs, organizations or activities at school?

Response	6	8	10	12	Total	
0	15.7	9.5	10.2	13.5	12.4	
1	13.4	11.4	10.8	11.3	11.8	
2	16.5	19.7	21.1	18.0	18.7	
3	16.3	16.4	16.1	13.8	15.8	
4	38.1	43.1	41.8	43.4	41.3	
N of Valid	478	422	342	311	1553	
N of Miss	21	7	4	8	40	

Table 53: Think of your four best friends (the friends you feel closest to). In the past year (12 months), how many of your best friends have: smoked cigarettes?

Response	6	8	10	12	Total	
0	90.2	76.4	61.7	53.1	72.8	
1	6.2	11.2	16.7	16.2	11.9	
2	1.9	6.2	11.4	15.9	7.9	
3	0.6	3.6	4.4	6.1	3.4	
4	1.0	2.6	5.8	8.7	4.1	
N of Valid	480	420	342	309	1551	
N of Miss	19	9	4	10	42	

Table 54: Think of your four best friends (the friends you feel closest to). In the past year (12 months), how many of your best friends have: tried beer, wine or hard liquor (for example, vodka, whiskey, or gin) when their parents didn't know about it?






Response	6	8	10	12	Total	
0	83.2	62.5	41.3	32.5	58.3	
1	9.6	14.1	18.3	14.0	13.6	
2	2.7	11.5	14.5	15.3	10.2	
3	0.8	4.3	9.7	11.0	5.8	
4	3.6	7.6	16.2	27.3	12.2	
N of Valid	477	419	339	308	1543	
N of Miss	22	10	7	11	50	

Table 55: Think of your four best friends (the friends you feel closest to). In the past year (12 months), how many of your best friends have: made a commitment to stay drug-free?






Response	6	8	10	12	Total	
0	12.0	17.0	24.6	32.5	20.2	
1	5.3	9.1	15.4	18.4	11.1	
2	4.0	8.6	13.9	15.1	9.6	
3	6.3	11.5	12.2	10.2	9.8	
4	72.4	53.7	33.8	23.9	49.2	
N of Valid	475	417	337	305	1534	
N of Miss	24	12	9	14	59	

Table 56: Think of your four best friends (the friends you feel closest to). In the past year (12 months), how many of your best friends have: used marijuana?






Response	6	8	10	12	Total	
0	96.0	79.3	54.9	45.6	72.4	
1	2.1	8.1	14.5	18.8	9.8	
2	1.3	5.7	10.4	11.3	6.5	
3	0.0	2.6	8.0	8.7	4.2	
4	0.6	4.3	12.2	15.5	7.1	
N of Valid	478	420	337	309	1544	
N of Miss	21	9	9	10	49	

Table 57: Think of your four best friends (the friends you feel closest to). In the past year (12 months), how many of your best friends have: used prescription drugs or non-prescription drugs for the purposes of getting high?






Response	6	8	10	12	Total	
0	94.3	88.0	73.1	66.4	82.4	
1	3.6	6.2	9.8	13.7	7.7	
2	0.8	2.6	8.0	10.1	4.8	
3	0.0	1.0	4.4	4.2	2.1	
4	1.3	2.2	4.7	5.5	3.1	
N of Valid	473	418	338	307	1536	
N of Miss	26	11	8	12	57	

Table 58: Think of your four best friends (the friends you feel closest to). In the past year (12 months), how many of your best friends have: used synthetic marijuana (K2, spice) or bath salts?






Response	6	8	10	12	Total	
0	97.7	93.8	89.7	85.2	92.4	
1	0.8	2.9	4.1	4.9	2.9	
2	0.6	1.4	2.4	3.3	1.8	
3	0.4	0.7	2.4	2.3	1.3	
4	0.4	1.2	1.5	4.3	1.6	
N of Valid	478	417	339	304	1538	
N of Miss	21	12	7	15	55	

Table 59: Think of your four best friends (the friends you feel closest to). In the past year (12 months), how many of your best friends have: used LSD, cocaine, amphetamines, or other illegal drugs?






Response	6	8	10	12	Total	
0	96.2	95.7	89.9	86.9	92.8	
1	1.5	1.7	4.1	6.6	3.1	
2	1.1	1.4	1.5	3.6	1.8	
3	0.4	0.2	1.8	1.3	0.8	
4	0.8	1.0	2.7	1.6	1.4	
N of Valid	475	418	338	305	1536	
N of Miss	24	11	8	14	57	

Table 60: Think of your four best friends (the friends you feel closest to). In the past year (12 months), how many of your best friends have: tried to do well in school?






Response	6	8	10	12	Total	
0	2.5	4.3	5.0	6.2	4.3	
1	3.6	3.6	5.0	9.1	5.0	
2	5.7	11.3	10.7	15.6	10.3	
3	12.4	19.2	16.6	16.2	15.9	
4	75.9	61.6	62.7	52.9	64.5	
N of Valid	477	417	338	308	1540	
N of Miss	22	12	8	11	53	

Table 61: Think of your four best friends (the friends you feel closest to). In the past year (12 months), how many of your best friends have: been suspended from school?






Response	6	8	10	12	Total	
0	51.8	50.5	48.8	56.2	51.7	
1	19.5	21.8	23.1	17.2	20.4	
2	14.5	11.5	11.8	11.4	12.5	
3	4.4	4.5	5.9	5.2	4.9	
4	9.9	11.7	10.4	10.1	10.5	
N of Valid	477	418	338	308	1541	
N of Miss	22	11	8	11	52	

Table 62: Think of your four best friends (the friends you feel closest to). In the past year (12 months), how many of your best friends have: liked school?






Response	6	8	10	12	Total	
0	15.0	22.4	25.6	30.9	22.5	
1	12.5	15.7	12.5	11.1	13.1	
2	12.9	23.8	22.9	25.7	20.6	
3	18.8	16.4	16.7	13.4	16.6	
4	40.7	21.7	22.3	18.9	27.2	
N of Valid	479	420	336	307	1542	
N of Miss	20	9	10	12	51	

Table 63: Think of your four best friends (the friends you feel closest to). In the past year (12 months), how many of your best friends have: carried a handgun?






Response	6	8	10	12	Total	
0	93.1	90.7	89.0	84.7	89.9	
1	3.8	6.0	5.6	6.8	5.4	
2	1.9	1.4	2.4	2.9	2.1	
3	0.4	1.0	2.1	2.0	1.2	
4	0.8	1.0	0.9	3.6	1.4	
N of Valid	480	419	337	307	1543	
N of Miss	19	10	9	12	50	

Table 64: Think of your four best friends (the friends you feel closest to). In the past year (12 months), how many of your best friends have: sold illegal drugs?






Response	6	8	10	12	Total	
0	97.7	91.6	85.6	80.7	90.1	
1	1.5	5.3	5.4	7.6	4.6	
2	0.2	1.2	3.0	6.6	2.4	
3	0.4	1.2	2.4	1.7	1.3	
4	0.2	0.7	3.6	3.3	1.7	
N of Valid	476	417	334	301	1528	
N of Miss	23	12	12	18	65	

Table 65: Think of your four best friends (the friends you feel closest to). In the past year (12 months), how many of your best friends have: regularly attended religious services?






Response	6	8	10	12	Total	
0	36.4	27.8	24.8	27.1	29.6	
1	8.7	10.9	15.5	18.3	12.8	
2	11.5	17.9	21.8	18.3	16.9	
3	14.8	16.9	19.1	14.4	16.3	
4	28.5	26.4	18.8	21.9	24.5	
N of Valid	459	413	335	306	1513	
N of Miss	40	16	11	13	80	

Table 66: Think of your four best friends (the friends you feel closest to). In the past year (12 months), how many of your best friends have: stolen or tried to steal a motor vehicle such as a car or motorcycle?






Response	6	8	10	12	Total	
0	92.5	91.9	90.9	92.4	91.9	
1	3.8	4.3	4.1	3.6	4.0	
2	2.3	1.4	2.1	2.3	2.0	
3	0.0	0.7	0.9	0.0	0.4	
4	1.5	1.7	2.1	1.7	1.7	
N of Valid	478	419	339	303	1539	
N of Miss	21	10	7	16	54	

Table 67: Think of your four best friends (the friends you feel closest to). In the past year (12 months), how many of your best friends have: been arrested?






Response	6	8	10	12	Total	
0	90.2	85.0	76.6	76.7	83.1	
1	6.0	8.6	12.4	14.1	9.7	
2	1.5	3.1	5.3	4.9	3.4	
3	1.2	1.7	2.7	2.0	1.8	
4	1.0	1.7	3.0	2.3	1.9	
N of Valid	480	420	338	305	1543	
N of Miss	19	9	8	14	50	

Table 68: Think of your four best friends (the friends you feel closest to). In the past year (12 months), how many of your best friends have: dropped out of school?






Response	6	8	10	12	Total	
0	90.0	94.8	89.0	86.2	90.3	
1	5.4	2.9	6.8	7.9	5.5	
2	2.5	1.7	2.7	2.0	2.2	
3	0.4	0.5	1.2	1.3	0.8	
4	1.7	0.2	0.3	2.6	1.2	
N of Valid	481	420	336	304	1541	
N of Miss	18	9	10	15	52	

Table 69: Think of your four best friends (the friends you feel closest to). In the past year (12 months), how many of your best friends have: been members of a gang?






Response	6	8	10	12	Total	
0	86.3	80.2	72.9	81.0	80.7	
1	5.4	7.4	9.8	5.9	7.0	
2	2.9	3.1	6.0	5.2	4.1	
3	2.1	3.1	2.7	2.0	2.5	
4	3.3	6.2	8.6	5.9	5.8	
N of Valid	483	420	336	306	1545	
N of Miss	16	9	10	13	48	

Table 70: How old were you when you first: smoked marijuana?










Response	6	8	10	12	Total	
Never	98.8	90.8	74.6	66.1	84.9	
10 or younger	0.4	1.2	0.9	2.0	1.0	
11	0.6	1.2	0.9	0.7	0.8	
12	0.0	1.9	2.9	0.7	1.3	
13	0.0	3.5	3.2	3.3	2.3	
14	0.0	1.4	8.5	6.5	3.5	
15	0.0	0.0	7.6	3.6	2.4	
16	0.0	0.0	1.2	11.7	2.6	
17 or older	0.2	0.0	0.3	5.5	1.2	
N of Valid	491	423	343	307	1564	
N of Miss	8	6	3	12	29	

Table 71: How old were you when you first: smoked a cigarette, even just a puff?


Response	6	8	10	12	Total	
Never	86.7	74.1	66.5	59.0	73.4	
10 or younger	8.0	11.1	10.0	9.8	9.6	
11	4.3	6.1	1.8	2.3	3.8	
12	1.0	2.6	5.6	5.2	3.3	
13	0.0	5.4	3.5	4.6	3.1	
14	0.0	0.7	5.9	4.2	2.3	
15	0.0	0.0	5.9	3.9	2.0	
16	0.0	0.0	0.9	6.8	1.5	
17 or older	0.0	0.0	0.0	4.2	0.8	
N of Valid	490	425	340	307	1562	
N of Miss	9	4	6	12	31	

Table 72: How old were you when you first: had more than a sip or two of beer, wine or hard liquor (for example, vodka, whiskey, or gin)?

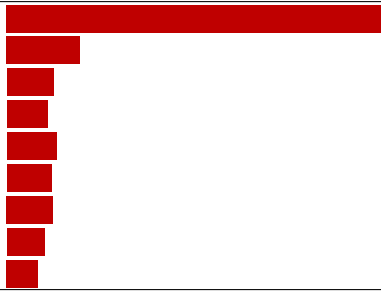
Response	6	8	10	12	Total	
Never	80.7	62.9	48.1	35.0	59.8	
10 or younger	11.7	10.5	7.1	7.2	9.5	
11	6.6	7.8	1.5	2.9	5.1	
12	0.8	5.2	6.8	5.2	4.2	
13	0.0	10.5	8.3	4.9	5.6	
14	0.0	2.6	11.8	7.5	4.8	
15	0.0	0.5	12.7	10.5	5.0	
16	0.0	0.0	3.8	14.4	3.7	
17 or older	0.2	0.0	0.0	12.4	2.5	
N of Valid	487	421	339	306	1553	
N of Miss	12	8	7	13	40	

Table 73: How old were you when you first: began drinking alcoholic beverages regularly, that is, at least once or twice a month?










Response	6	8	10	12	Total	
Never	98.6	91.7	87.5	74.6	89.6	
10 or younger	0.6	1.4	0.6	0.3	0.8	
11	0.4	1.2	0.6	0.7	0.7	
12	0.0	2.1	0.3	2.0	1.0	
13	0.0	2.4	1.5	1.7	1.3	
14	0.0	1.2	3.0	1.0	1.2	
15	0.0	0.0	5.3	3.6	1.9	
16	0.0	0.0	0.9	6.9	1.5	
17 or older	0.4	0.0	0.3	9.2	2.0	
N of Valid	489	424	337	303	1553	
N of Miss	10	5	9	16	40	

Table 74: How old were you when you first: used Daztrex?


Response	6	8	10	12	Total	
Never	100.0	100.0	100.0	100.0	100.0	
10 or younger	0.0	0.0	0.0	0.0	0.0	
11	0.0	0.0	0.0	0.0	0.0	
12	0.0	0.0	0.0	0.0	0.0	
13	0.0	0.0	0.0	0.0	0.0	
14	0.0	0.0	0.0	0.0	0.0	
15	0.0	0.0	0.0	0.0	0.0	
16	0.0	0.0	0.0	0.0	0.0	
17 or older	0.0	0.0	0.0	0.0	0.0	
N of Valid	463	417	338	306	1524	
N of Miss	36	12	8	13	69	

Table 75: How old were you when you first: got suspended from school?


Response	6	8	10	12	Total	
Never	75.7	70.1	58.7	65.7	68.5	
10 or younger	16.7	10.8	14.5	7.8	12.8	
11	5.1	4.5	3.8	2.3	4.1	
12	2.3	7.7	3.5	1.6	3.9	
13	0.2	5.5	6.2	3.9	3.7	
14	0.0	1.4	5.9	4.5	2.6	
15	0.0	0.0	5.3	6.5	2.4	
16	0.0	0.0	1.8	4.9	1.4	
17 or older	0.0	0.0	0.3	2.9	0.6	
N of Valid	486	418	339	309	1552	
N of Miss	13	11	7	10	41	

Table 76: How old were you when you first: got arrested?


Response	6	8	10	12	Total	
Never	98.2	94.3	89.0	91.3	93.8	
10 or younger	0.2	0.7	1.2	0.6	0.6	
11	1.2	1.4	0.3	0.3	0.9	
12	0.2	1.2	2.1	0.3	0.9	
13	0.0	1.9	0.6	1.0	0.8	
14	0.0	0.5	3.9	1.3	1.2	
15	0.0	0.0	3.0	1.6	1.0	
16	0.0	0.0	0.0	1.9	0.4	
17 or older	0.2	0.0	0.0	1.6	0.4	
N of Valid	488	420	337	309	1554	
N of Miss	11	9	9	10	39	

Table 77: How old were you when you first: carried a handgun?










Response	6	8	10	12	Total	
Never	95.9	95.5	94.4	92.5	94.8	
10 or younger	1.0	1.2	0.6	0.3	0.8	
11	1.9	0.7	0.0	0.0	0.8	
12	0.6	1.0	0.6	0.0	0.6	
13	0.2	0.2	1.2	1.6	0.7	
14	0.0	1.2	1.2	1.0	0.8	
15	0.0	0.0	1.5	1.3	0.6	
16	0.0	0.2	0.6	1.6	0.5	
17 or older	0.4	0.0	0.0	1.6	0.5	
N of Valid	486	421	337	308	1552	
N of Miss	13	8	9	11	41	

Table 78: How old were you when you first: attacked someone with the idea of seriously hurting them?










Response	6	8	10	12	Total	
Never	85.0	81.0	72.8	79.9	80.3	
10 or younger	6.6	5.0	6.2	2.9	5.3	
11	6.4	3.1	2.7	1.3	3.7	
12	1.6	5.7	2.7	1.3	2.9	
13	0.4	3.8	4.4	1.6	2.4	
14	0.0	1.4	4.4	2.6	1.9	
15	0.0	0.0	5.0	3.2	1.7	
16	0.0	0.0	1.8	3.9	1.2	
17 or older	0.0	0.0	0.0	3.2	0.6	
N of Valid	488	421	338	309	1556	
N of Miss	11	8	8	10	37	

Table 79: How old were you when you first: belonged to a gang?










Response	6	8	10	12	Total	
Never	94.7	92.7	89.4	92.9	92.6	
10 or younger	2.5	2.4	2.9	1.3	2.3	
11	2.0	1.4	0.6	0.3	1.2	
12	0.6	0.9	0.9	0.3	0.7	
13	0.0	1.4	2.1	0.6	1.0	
14	0.0	1.2	1.8	1.3	1.0	
15	0.0	0.0	2.3	0.6	0.6	
16	0.0	0.0	0.0	1.3	0.3	
17 or older	0.2	0.0	0.0	1.3	0.3	
N of Valid	489	422	341	308	1560	
N of Miss	10	7	5	11	33	

Table 80: How wrong do you think it is for someone your age to: take a handgun to school?





Response	6	8	10	12	Total	
Very wrong	93.0	84.9	87.3	88.8	88.7	
Wrong	4.7	10.6	9.5	7.9	8.0	
A little bit wrong	1.6	3.3	1.8	2.0	2.2	
Not wrong at all	0.6	1.2	1.5	1.3	1.1	
N of Valid	488	424	338	304	1554	
N of Miss	11	5	8	15	39	

Table 81: How wrong do you think it is for someone your age to: steal anything worth more than \$5?





Response	6	8	10	12	Total	
Very wrong	70.1	63.7	59.1	72.5	66.4	
Wrong	23.3	28.0	28.8	17.7	24.7	
A little bit wrong	5.6	7.4	10.0	7.9	7.5	
Not wrong at all	1.0	1.0	2.1	2.0	1.4	
N of Valid	485	421	340	305	1551	
N of Miss	14	8	6	14	42	

Table 82: How wrong do you think it is for someone your age to: pick a fight with someone?

Response	6	8	10	12	Total	
Very wrong	65.3	51.3	47.8	59.7	56.5	
Wrong	22.4	24.8	29.1	26.6	25.3	
A little bit wrong	9.6	19.8	17.5	10.8	14.4	
Not wrong at all	2.7	4.1	5.6	3.0	3.8	
N of Valid	478	419	337	305	1539	
N of Miss	21	10	9	14	54	

Table 83: How wrong do you think it is for someone your age to: attack someone with the idea of seriously hurting them?

Response	6	8	10	12	Total	
Very wrong	82.2	69.4	62.1	73.3	72.6	
Wrong	10.5	18.8	21.6	15.8	16.2	
A little bit wrong	4.5	7.8	10.4	8.3	7.4	
Not wrong at all	2.7	4.0	5.9	2.6	3.8	
N of Valid	484	421	338	303	1546	
N of Miss	15	8	8	16	47	

Table 84: How wrong do you think it is for someone your age to: stay away from school all day when their parents think they are at school?

Response	6	8	10	12	Total	
Very wrong	87.7	72.3	62.5	60.0	72.6	
Wrong	8.8	17.1	23.5	21.6	16.8	
A little bit wrong	1.8	6.9	9.8	14.1	7.4	
Not wrong at all	1.6	3.8	4.2	4.3	3.3	
N of Valid	488	422	336	305	1551	
N of Miss	11	7	10	14	42	

Table 85: How wrong do you think it is for someone your age to: drink beer, wine or hard liquor (for example, vodka, whiskey, or gin) regularly?

Response	6	8	10	12	Total	
Very wrong	90.0	72.8	58.6	44.6	69.6	
Wrong	8.2	16.1	21.0	24.8	16.4	
A little bit wrong	1.0	8.5	15.1	20.8	10.0	
Not wrong at all	0.8	2.6	5.3	9.9	4.1	
N of Valid	488	423	338	303	1552	
N of Miss	11	6	8	16	41	

Table 86: How wrong do you think it is for someone your age to: smoke cigarettes?

Response	6	8	10	12	Total	
Very wrong	89.5	74.0	67.7	53.6	73.5	
Wrong	8.0	16.5	17.5	20.7	14.9	
A little bit wrong	1.4	7.1	10.1	14.5	7.4	
Not wrong at all	1.0	2.4	4.7	11.2	4.2	
N of Valid	488	423	337	304	1552	
N of Miss	11	6	9	15	41	

Table 87: How wrong do you think it is for someone your age to: smoke marijuana?

Response	6	8	10	12	Total	
Very wrong	94.2	81.2	64.5	57.1	76.9	
Wrong	3.5	10.2	13.9	17.8	10.4	
A little bit wrong	1.0	5.0	9.8	12.9	6.3	
Not wrong at all	1.2	3.6	11.8	12.2	6.3	
N of Valid	486	420	338	303	1547	
N of Miss	13	9	8	16	46	

Table 88: How wrong do you think it is for someone your age to: use prescription drugs or non-prescription drugs for the purpose of getting high?


Response	6	8	10	12	Total	
Very wrong	94.3	87.6	78.1	74.9	85.1	
Wrong	4.1	9.3	13.0	17.5	10.1	
A little bit wrong	0.8	2.4	5.0	4.3	2.8	
Not wrong at all	0.8	0.7	3.8	3.3	1.9	
N of Valid	488	419	338	303	1548	
N of Miss	11	10	8	16	45	

Table 89: How wrong do you think it is for someone your age to: use synthetic marijuana (K2, spice) or bath salts?


Response	6	8	10	12	Total	
Very wrong	95.0	89.5	86.1	80.7	88.7	
Wrong	3.9	8.4	8.8	10.8	7.6	
A little bit wrong	0.4	1.7	2.4	4.6	2.0	
Not wrong at all	0.6	0.5	2.7	3.9	1.7	
N of Valid	483	419	339	305	1546	
N of Miss	16	10	7	14	47	

Table 90: How wrong do you think it is for someone your age to: use LSD, cocaine, amphetamines or another illegal drug?


Response	6	8	10	12	Total	
Very wrong	95.9	92.8	89.1	89.8	92.4	
Wrong	3.5	5.5	7.7	7.2	5.7	
A little bit wrong	0.2	1.0	1.2	1.3	0.8	
Not wrong at all	0.4	0.7	2.1	1.6	1.1	
N of Valid	484	417	338	305	1544	
N of Miss	15	12	8	14	49	

Table 91: At school during the past 12 months, did you receive help from the resource teacher, speech therapist or other special education teacher?



Response	6	8	10	12	Total	
No	73.8	89.1	92.5	91.8	85.4	
Yes	26.2	10.9	7.5	8.2	14.6	
N of Valid	442	358	307	267	1374	
N of Miss	57	71	39	52	219	

Table 92: How many times in the past year (12 months) have you: been suspended from school?









Response	6	8	10	12	Total	
Never	80.2	79.4	80.4	82.8	80.5	
1 to 2 times	15.1	15.6	13.8	14.0	14.7	
3 to 5 times	2.9	3.4	3.5	1.9	3.0	
6 to 9 times	1.2	1.0	0.9	0.3	0.9	
10 to 19 times	0.4	0.2	0.9	0.6	0.5	
20 to 29 times	0.0	0.2	0.6	0.3	0.3	
30 to 39 times	0.0	0.2	0.0	0.0	0.1	
40+ times	0.2	0.0	0.0	0.0	0.1	
N of Valid	485	417	341	308	1551	
N of Miss	14	12	5	11	42	

Table 93: How many times in the past year (12 months) have you: carried a handgun?









Response	6	8	10	12	Total	
Never	96.3	96.6	95.6	94.7	95.9	
1 to 2 times	2.3	1.9	1.5	2.0	2.0	
3 to 5 times	0.4	0.2	1.5	0.3	0.6	
6 to 9 times	0.2	0.0	0.6	1.0	0.4	
10 to 19 times	0.0	0.5	0.0	0.3	0.2	
20 to 29 times	0.2	0.2	0.6	0.0	0.3	
30 to 39 times	0.2	0.0	0.0	0.0	0.1	
40+ times	0.4	0.5	0.3	1.6	0.7	
N of Valid	485	411	338	304	1538	
N of Miss	14	18	8	15	55	

Table 94: How many times in the past year (12 months) have you: sold illegal drugs?

Response	6	8	10	12	Total	
Never	99.8	97.6	95.3	92.4	96.7	
1 to 2 times	0.0	1.0	3.3	2.6	1.5	
3 to 5 times	0.2	0.2	0.3	1.0	0.4	
6 to 9 times	0.0	0.2	0.6	0.7	0.3	
10 to 19 times	0.0	0.2	0.6	0.0	0.2	
20 to 29 times	0.0	0.2	0.0	0.7	0.2	
30 to 39 times	0.0	0.0	0.0	0.3	0.1	
40+ times	0.0	0.5	0.0	2.3	0.6	
N of Valid	481	409	337	304	1531	
N of Miss	18	20	9	15	62	

Table 95: How many times in the past year (12 months) have you: stolen or tried to steal a motor vehicle such as a car or motorcycle?

Response	6	8	10	12	Total	
Never	98.6	95.8	97.3	98.0	97.5	
1 to 2 times	0.8	2.7	1.5	1.6	1.6	
3 to 5 times	0.4	0.5	1.2	0.0	0.5	
6 to 9 times	0.2	0.5	0.0	0.3	0.3	
10 to 19 times	0.0	0.0	0.0	0.0	0.0	
20 to 29 times	0.0	0.0	0.0	0.0	0.0	
30 to 39 times	0.0	0.2	0.0	0.0	0.1	
40+ times	0.0	0.2	0.0	0.0	0.1	
N of Valid	484	408	338	305	1535	
N of Miss	15	21	8	14	58	

Table 96: How many times in the past year (12 months) have you: participated in clubs, organizations or activities at school?









Response	6	8	10	12	Total	
Never	29.4	22.1	24.8	29.6	26.4	
1 to 2 times	23.3	23.8	17.4	15.1	20.5	
3 to 5 times	19.4	18.8	20.4	10.5	17.7	
6 to 9 times	9.4	10.6	10.6	11.8	10.5	
10 to 19 times	5.6	8.9	10.0	7.6	7.9	
20 to 29 times	2.9	4.1	4.4	7.2	4.4	
30 to 39 times	1.2	1.0	1.2	2.6	1.4	
40+ times	8.8	10.8	11.2	15.5	11.2	
N of Valid	480	416	339	304	1539	
N of Miss	19	13	7	15	54	

Table 97: How many times in the past year (12 months) have you: been arrested?









Response	6	8	10	12	Total	
Never	97.7	93.9	91.5	93.7	94.5	
1 to 2 times	1.5	5.1	6.8	5.0	4.3	
3 to 5 times	0.4	0.5	1.2	0.3	0.6	
6 to 9 times	0.2	0.0	0.3	0.7	0.3	
10 to 19 times	0.0	0.2	0.0	0.0	0.1	
20 to 29 times	0.0	0.2	0.0	0.3	0.1	
30 to 39 times	0.0	0.0	0.3	0.0	0.1	
40+ times	0.2	0.0	0.0	0.0	0.1	
N of Valid	480	412	340	303	1535	
N of Miss	19	17	6	16	58	

Table 98: How many times in the past year (12 months) have you: attacked someone with the idea of seriously hurting them?


Response	6	8	10	12	Total	
Never	88.0	84.3	82.3	84.3	85.0	
1 to 2 times	7.0	8.7	12.4	8.8	9.0	
3 to 5 times	2.1	3.1	2.1	4.6	2.9	
6 to 9 times	0.6	1.9	1.2	0.7	1.1	
10 to 19 times	1.4	0.5	0.9	1.0	1.0	
20 to 29 times	0.2	0.7	0.0	0.0	0.3	
30 to 39 times	0.0	0.0	0.3	0.0	0.1	
40+ times	0.6	0.7	0.9	0.7	0.7	
N of Valid	483	414	339	306	1542	
N of Miss	16	15	7	13	51	

Table 99: How many times in the past year (12 months) have you: been drunk or high at school?


Response	6	8	10	12	Total	
Never	98.8	95.1	87.9	85.6	92.8	
1 to 2 times	0.8	2.7	4.7	6.2	3.3	
3 to 5 times	0.0	1.0	2.9	3.3	1.6	
6 to 9 times	0.2	0.0	1.5	0.7	0.5	
10 to 19 times	0.0	0.0	0.6	1.6	0.5	
20 to 29 times	0.0	0.0	0.6	0.3	0.2	
30 to 39 times	0.0	0.5	0.0	0.0	0.1	
40+ times	0.2	0.7	1.8	2.3	1.1	
N of Valid	481	412	339	305	1537	
N of Miss	18	17	7	14	56	

Table 100: How many times in the past year (12 months) have you: taken a handgun to school?







Response	6	8	10	12	Total	
Never	99.4	99.0	99.7	99.7	99.4	
1 to 2 times	0.4	0.2	0.0	0.0	0.2	
3 to 5 times	0.2	0.0	0.0	0.0	0.1	
6 to 9 times	0.0	0.0	0.3	0.0	0.1	
10 to 19 times	0.0	0.2	0.0	0.0	0.1	
20 to 29 times	0.0	0.0	0.0	0.0	0.0	
30 to 39 times	0.0	0.0	0.0	0.0	0.0	
40+ times	0.0	0.5	0.0	0.3	0.2	
N of Valid	481	410	340	304	1535	
N of Miss	18	19	6	15	58	

Table 101: Are you currently on probation, or assigned a probation officer with Juvenile Court?



Response	6	8	10	12	Total	
No	97.7	94.8	96.2	95.6	96.2	
Yes	2.3	5.2	3.8	4.4	3.8	
N of Valid	443	348	291	270	1352	
N of Miss	56	81	55	49	241	

Table 102: Have you ever belonged to a gang?






Response	6	8	10	12	Total	
No	93.2	87.2	87.1	89.2	89.5	
No, but would like to	0.8	3.1	1.5	2.0	1.8	
Yes, in the past	3.5	6.4	4.1	4.9	4.7	
Yes, belong now	2.0	2.6	7.0	3.9	3.7	
Yes, but would like to get out	0.4	0.7	0.3	0.0	0.4	
N of Valid	488	423	341	306	1558	
N of Miss	11	6	5	13	35	

Table 103: If you have ever belonged to a gang, did that gang have a name?




Response	6	8	10	12	Total	
No	10.5	6.4	10.4	16.6	10.6	
Yes	5.4	10.0	11.6	9.6	8.8	
I have never belonged to a gang	84.1	83.5	78.0	73.8	80.6	
N of Valid	484	419	337	302	1542	
N of Miss	15	10	9	17	51	

Table 104: You are at a party at someone's house, and one of your friends offers you a drink containing alcohol. What would you say or do?





Response	6	8	10	12	Total	
Drink it	4.2	14.8	25.8	37.5	18.4	
Tell your friend, 'No thanks, I don't drink' and suggest that you and your friend go and do something else	42.2	38.6	31.2	23.4	35.1	
Just say, 'No thanks' and walk away	36.5	32.1	32.3	33.9	33.9	
Make up a good excuse, tell your friend you had something else to do, and leave	17.1	14.5	10.7	5.3	12.7	
N of Valid	479	420	337	304	1540	
N of Miss	20	9	9	15	53	

Table 105: How often do you attend religious services or activities?





Response	6	8	10	12	Total	
Never	24.6	16.3	16.7	16.4	19.0	
Rarely	20.9	24.1	26.5	27.3	24.3	
1-2 Times a Month	12.6	14.4	11.9	15.1	13.4	
About Once a Week or More	41.9	45.3	44.9	41.1	43.3	
N of Valid	468	411	336	304	1519	
N of Miss	31	18	10	15	74	

Table 106: I think sometimes it's okay to cheat at school.


Response	6	8	10	12	Total	
NO!	67.7	37.9	20.4	20.3	39.8	
no	23.1	39.8	34.9	34.0	32.4	
yes	7.5	19.0	37.6	38.2	23.3	
YES!	1.7	3.3	7.1	7.5	4.5	
N of Valid	480	422	338	306	1546	
N of Miss	19	7	8	13	47	

Table 107: It is important to think before you act.


Response	6	8	10	12	Total	
NO!	2.5	2.1	3.2	1.3	2.3	
no	2.9	2.6	4.4	3.3	3.2	
yes	20.5	29.9	31.6	29.1	27.2	
YES!	74.0	65.4	60.8	66.3	67.2	
N of Valid	477	422	339	306	1544	
N of Miss	22	7	7	13	49	

Table 108: Sometimes I think that life is not worth it.

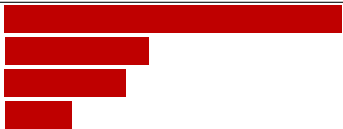
Response	6	8	10	12	Total	
NO!	63.8	49.4	48.5	46.9	53.1	
no	16.2	24.1	22.2	23.3	21.1	
yes	12.8	16.4	23.1	19.7	17.4	
YES!	7.2	10.1	6.3	10.2	8.4	
N of Valid	470	415	334	305	1524	
N of Miss	29	14	12	14	69	

Table 109: At times I think I am no good at all.

Response	6	8	10	12	Total	
NO!	42.8	35.0	38.3	35.7	38.3	
no	20.1	22.1	22.9	25.6	22.4	
yes	22.5	29.0	32.2	28.5	27.6	
YES!	14.6	13.8	6.6	10.2	11.8	
N of Valid	472	420	332	305	1529	
N of Miss	27	9	14	14	64	

Table 110: All in all, I am inclined to think that I am a failure.

Response	6	8	10	12	Total	
NO!	59.3	52.2	54.4	49.2	54.2	
no	19.7	27.5	30.6	33.6	27.0	
yes	14.3	14.1	11.7	12.6	13.4	
YES!	6.6	6.2	3.3	4.7	5.4	
N of Valid	467	418	333	301	1519	
N of Miss	32	11	13	18	74	

Table 111: In the past year, have you felt depressed or sad MOST days, even if you felt okay sometimes?

Response	6	8	10	12	Total	
NO!	30.3	27.0	27.1	25.0	27.7	
no	16.5	21.1	19.2	21.3	19.3	
yes	28.4	28.9	33.3	34.3	30.8	
YES!	24.8	23.0	20.4	19.3	22.2	
N of Valid	472	418	339	300	1529	
N of Miss	27	11	7	19	64	

Table 112: It is all right to beat up people if they start the fight.

Response	6	8	10	12	Total
NO!	51.3	29.2	23.8	27.2	34.5
no	17.3	19.6	13.7	16.3	16.9
yes	17.7	27.8	27.1	27.2	24.4
YES!	13.7	23.4	35.4	29.2	24.2
N of Valid	474	418	336	301	1529
N of Miss	25	11	10	18	64

Table 113: I think it is okay to take something without asking if you can get away with it.

Response	6	8	10	12	Total
NO!	81.3	66.7	62.6	62.3	69.4
no	16.4	26.2	31.1	30.8	25.1
yes	1.5	5.0	5.7	4.6	4.0
YES!	0.8	2.1	0.6	2.3	1.4
N of Valid	475	420	334	302	1531
N of Miss	24	9	12	17	62

Table 114: Where do you get the most information about living a drug and alcohol free life? Parents/guardians

Response	6	8	10	12	Total
All the time	58.7	50.2	48.6	47.0	51.8
Most	17.9	26.7	21.0	21.9	21.8
Some	9.8	14.4	16.8	15.2	13.7
Very little	13.5	8.7	13.5	15.9	12.7
N of Valid	458	416	333	302	1509
N of Miss	41	13	13	17	84

Table 115: Where do you get the most information about living a drug and alcohol free life? Friends





Response	6	8	10	12	Total	
All the time	29.0	16.3	15.2	10.6	18.7	
Most	16.9	18.2	16.4	16.3	17.0	
Some	23.6	31.9	31.8	27.9	28.6	
Very little	30.5	33.6	36.7	45.2	35.7	
N of Valid	449	411	330	301	1491	
N of Miss	50	18	16	18	102	

Table 116: Where do you get the most information about living a drug and alcohol free life? Family members





Response	6	8	10	12	Total	
All the time	53.8	40.1	35.3	28.1	40.8	
Most	19.2	25.5	27.1	24.2	23.7	
Some	14.2	21.9	21.3	25.5	20.1	
Very little	12.9	12.4	16.4	22.2	15.4	
N of Valid	459	411	329	302	1501	
N of Miss	40	18	17	17	92	

Table 117: Where do you get the most information about living a drug and alcohol free life? School





Response	6	8	10	12	Total	
All the time	69.0	56.5	46.1	45.5	55.9	
Most	17.3	19.3	26.4	25.9	21.6	
Some	5.4	14.2	18.8	14.6	12.6	
Very little	8.2	10.0	8.8	14.0	10.0	
N of Valid	462	409	330	301	1502	
N of Miss	37	20	16	18	91	

Table 118: Where do you get the most information about living a drug and alcohol free life? Internet





Response	6	8	10	12	Total	
All the time	20.3	17.0	16.0	14.8	17.3	
Most	12.8	13.5	12.3	11.8	12.7	
Some	17.8	25.3	28.2	24.9	23.6	
Very little	49.2	44.2	43.6	48.5	46.4	
N of Valid	439	407	326	297	1469	
N of Miss	60	22	20	22	124	

Table 119: Where do you get the most information about living a drug and alcohol free life? TV





Response	6	8	10	12	Total	
All the time	24.0	19.6	17.1	15.6	19.6	
Most	14.1	14.0	13.1	14.0	13.8	
Some	25.4	29.2	29.4	27.6	27.8	
Very little	36.5	37.3	40.4	42.9	38.9	
N of Valid	441	408	327	301	1477	
N of Miss	58	21	19	18	116	

Table 120: Where do you get the most information about living a drug and alcohol free life? Social media





Response	6	8	10	12	Total	
All the time	20.3	15.1	15.7	14.0	16.5	
Most	12.6	12.8	12.6	11.7	12.5	
Some	22.2	26.9	26.2	25.3	25.0	
Very little	44.9	45.2	45.5	49.0	46.0	
N of Valid	428	405	325	300	1458	
N of Miss	71	24	21	19	135	

Table 121: How much do you think people risk harming themselves (physically or in other ways) if they: smoked one or more packs of cigarettes per day?


Response	6	8	10	12	Total	
No risk	21.0	14.2	10.3	9.7	14.5	
Slight risk	12.3	9.4	6.7	7.7	9.4	
Moderate risk	13.9	21.4	19.7	15.0	17.4	
Great risk	52.8	55.0	63.3	67.7	58.7	
N of Valid	462	416	330	300	1508	
N of Miss	37	13	16	19	85	

Table 122: How much do you think people risk harming themselves (physically or in other ways) if they: try marijuana once or twice?


Response	6	8	10	12	Total	
No risk	23.3	17.8	28.1	29.5	24.1	
Slight risk	14.6	24.6	31.8	28.9	23.9	
Moderate risk	19.6	23.1	17.1	14.4	19.0	
Great risk	42.5	34.5	22.9	27.2	33.0	
N of Valid	459	415	327	298	1499	
N of Miss	40	14	19	21	94	

Table 123: How much do you think people risk harming themselves (physically or in other ways) if they: smoke marijuana once or twice a week?


Response	6	8	10	12	Total	
No risk	23.1	15.3	22.6	23.3	20.9	
Slight risk	8.6	14.1	20.1	20.6	15.0	
Moderate risk	15.4	24.1	24.7	20.9	20.9	
Great risk	53.0	46.5	32.6	35.1	43.2	
N of Valid	455	411	328	296	1490	
N of Miss	44	18	18	23	103	

Table 124: How much do you think people risk harming themselves (physically or in other ways) if they: take one or two drinks of an alcoholic beverage (beer, wine, liquor) nearly every day?


Response	6	8	10	12	Total	
No risk	21.6	15.7	12.3	13.2	16.3	
Slight risk	14.6	16.9	16.9	19.9	16.8	
Moderate risk	18.8	24.1	27.3	23.6	23.1	
Great risk	45.0	43.4	43.6	43.2	43.9	
N of Valid	458	415	326	296	1495	
N of Miss	41	14	20	23	98	

Table 125: How much do you think people risk harming themselves (physically or in other ways) if they: have five or more drinks of an alcoholic beverage once or twice each weekend?


Response	6	8	10	12	Total	
No risk	21.4	15.4	11.0	12.7	15.7	
Slight risk	9.4	7.7	9.5	16.1	10.3	
Moderate risk	16.4	22.2	24.4	21.4	20.7	
Great risk	52.8	54.7	55.2	49.8	53.3	
N of Valid	458	415	328	299	1500	
N of Miss	41	14	18	20	93	

Table 126: How much do you think people risk harming themselves (physically or in other ways) if they: use prescription drugs that are not prescribed to them?


Response	6	8	10	12	Total	
No risk	21.1	12.5	10.4	10.0	14.2	
Slight risk	3.7	8.4	8.5	12.7	7.9	
Moderate risk	10.0	14.0	17.4	15.4	13.8	
Great risk	65.1	65.1	63.7	61.9	64.2	
N of Valid	459	415	328	299	1501	
N of Miss	40	14	18	20	92	

Table 127: How much do you think people risk harming themselves (physically or in other ways) if they: use non-prescription drugs to get high?





Response	6	8	10	12	Total	
No risk	21.7	13.8	10.7	10.4	14.8	
Slight risk	3.1	4.1	7.3	8.1	5.3	
Moderate risk	10.9	14.0	15.9	14.8	13.6	
Great risk	64.3	68.1	66.2	66.8	66.3	
N of Valid	457	414	328	298	1497	
N of Miss	42	15	18	21	96	

Table 128: Have you ever used smokeless tobacco (chew, snuff, plug, dipping tobacco, or chewing tobacco)?






Response	6	8	10	12	Total	
Never	95.1	90.9	89.2	83.2	90.3	
Once or Twice	3.8	5.0	6.0	7.9	5.4	
Once in a while but not regularly	0.4	2.4	1.2	4.0	1.8	
Regularly in the past	0.4	1.0	1.5	1.3	1.0	
Regularly now	0.2	0.7	2.1	3.6	1.4	
N of Valid	473	417	332	303	1525	
N of Miss	26	12	14	16	68	

Table 129: How often have you taken smokeless tobacco during the past 30 days?







Response	6	8	10	12	Total	
Not at all	99.1	95.4	94.5	93.4	96.0	
Once or twice	0.6	3.1	3.0	2.6	2.2	
Once or twice per week	0.0	0.7	0.0	0.3	0.3	
Three to five times per week	0.2	0.0	0.6	0.0	0.2	
About once a day	0.0	0.2	0.6	0.3	0.3	
More than once a day	0.0	0.5	1.2	3.3	1.1	
N of Valid	470	416	328	303	1517	
N of Miss	29	13	18	16	76	

Table 130: Have you ever smoked cigarettes?






Response	6	8	10	12	Total	
Never	91.1	76.6	69.8	62.7	76.9	
Once or Twice	7.6	15.1	19.3	18.2	14.3	
Once in a while but not regularly	0.8	4.8	4.8	6.9	4.0	
Regularly in the past	0.2	1.9	3.3	3.3	2.0	
Regularly now	0.2	1.7	2.7	8.9	2.9	
N of Valid	473	418	331	303	1525	
N of Miss	26	11	15	16	68	

Table 131: How frequently have you smoked cigarettes during the past 30 days?







Response	6	8	10	12	Total	
Not at all	98.5	96.4	91.5	85.5	93.8	
Less than one cigarette per day	1.5	1.9	3.3	5.0	2.7	
One to five cigarettes per day	0.0	1.0	3.6	4.0	1.8	
About one-half pack per day	0.0	0.5	0.6	3.0	0.9	
About one pack per day	0.0	0.2	0.9	2.3	0.7	
About one and one-half packs per day	0.0	0.0	0.0	0.3	0.1	
Two packs or more per day	0.0	0.0	0.0	0.0	0.0	
N of Valid	473	416	330	303	1522	
N of Miss	26	13	16	16	71	

Table 132: Which statement best describes rules about smoking inside your home?






Response	6	8	10	12	Total	
Smoking is not allowed anywhere inside your home	58.4	59.0	62.6	65.9	61.0	
Smoking is allowed in some places and at some times	8.8	8.9	8.8	6.6	8.4	
Smoking is allowed anywhere inside the home	4.3	6.0	4.9	6.3	5.3	
There are no rules about smoking inside the home	7.3	9.6	9.4	9.3	8.8	
I don't know	21.2	16.4	14.3	11.9	16.5	
N of Valid	466	415	329	302	1512	
N of Miss	33	14	17	17	81	

Table 133: Which statement best describes rules about smoking in your family cars?

Response	6	8	10	12	Total	
Smoking is never allowed in any car	52.8	53.9	54.6	52.0	53.3	
Smoking is allowed sometimes or in some cars	14.4	14.3	13.7	13.2	14.0	
Smoking is allowed in any car anytime	4.3	4.6	5.2	5.0	4.7	
There are no rules about smoking in the car	7.8	8.9	10.4	12.3	9.5	
We do not have a family car	1.3	1.9	1.8	3.6	2.1	
I don't know	19.4	16.4	14.3	13.9	16.4	
N of Valid	464	414	328	302	1508	
N of Miss	35	15	18	17	85	

Table 134: During this school year, were you taught in any of your classes about the dangers of tobacco use?

Response	6	8	10	12	Total	
Strongly agree	54.5	43.3	30.0	23.6	39.9	
Agree	19.9	26.9	27.6	26.9	24.9	
Disagree	3.9	8.1	13.9	12.5	9.0	
Strongly disagree	3.3	8.1	11.8	20.9	10.0	
I don't know	18.4	13.7	16.7	16.2	16.3	
N of Valid	457	409	323	297	1486	
N of Miss	42	20	23	22	107	

Table 135: During the past 12 months, have you participated in any community activities to discourage people your age from using cigarettes, chewing tobacco, snuff, dip or cigars?

Response	6	8	10	12	Total	
Strongly agree	28.5	21.7	22.6	20.3	23.7	
Agree	17.8	21.2	13.9	15.5	17.4	
Disagree	8.5	17.0	17.6	14.5	14.0	
Strongly disagree	16.7	20.4	25.1	29.1	22.0	
I don't know	28.5	19.7	20.7	20.6	22.8	
N of Valid	449	406	323	296	1474	
N of Miss	50	23	23	23	119	

Table 136: Think back over the last two weeks. How many times have you had five or more alcoholic drinks in a row?


Response	6	8	10	12	Total	
None	98.5	93.9	89.7	82.0	92.0	
Once	0.9	2.4	4.3	5.3	2.9	
Twice	0.0	1.5	3.0	5.7	2.2	
3-5 times	0.2	1.5	1.8	3.3	1.5	
6-9 times	0.4	0.2	0.6	2.0	0.7	
10 or more times	0.0	0.5	0.6	1.7	0.6	
N of Valid	460	412	329	300	1501	
N of Miss	39	17	17	19	92	

Table 137: During the past 30 days, how many times did you ride in a car or other vehicle driven by someone who had been drinking alcohol or using drugs to get high?


Response	6	8	10	12	Total	
0 times	87.7	83.0	78.0	76.8	82.1	
1 time	4.6	5.4	8.5	8.4	6.4	
2 or 3 times	3.3	5.6	7.0	8.7	5.8	
4 or 5 times	0.9	1.2	1.8	2.0	1.4	
6 or more times	3.5	4.9	4.6	4.0	4.2	
N of Valid	454	411	328	298	1491	
N of Miss	45	18	18	21	102	

Table 138: During the past 30 days, how many times did you drive a car or other vehicle when you had been drinking alcohol or using drugs to get high?


Response	6	8	10	12	Total	
I did not drive a car in the past 30 days	43.6	49.7	35.2	23.5	39.3	
0 times	55.4	46.4	58.3	68.5	56.3	
1 time	0.5	1.3	2.2	2.0	1.4	
2 or 3 times	0.0	1.0	2.2	3.0	1.4	
4 or 5 times	0.0	0.8	1.2	0.7	0.6	
6 or more times	0.5	0.8	0.9	2.3	1.0	
N of Valid	433	392	324	298	1447	
N of Miss	66	37	22	21	146	

Table 139: If you drank alcohol (not just a sip or taste) in the past year, how did you usually get it?













Response	6	8	10	12	Total	
I did not drink alcohol in the past year	90.6	82.7	70.3	50.7	75.9	
I bought it myself with a fake ID	0.0	0.2	0.3	0.7	0.3	
I bought it myself without a fake ID	0.2	0.2	0.9	0.7	0.5	
I got it from someone I know age 21 or older	1.3	3.5	11.0	18.9	7.6	
I got it from someone I know under age 21	0.2	2.0	2.2	6.4	2.4	
I got it from my brother or sister	0.4	0.7	0.9	2.0	1.0	
I got it from home with my parents' permission	1.8	1.7	2.2	4.1	2.3	
I got it from home without my parents' permission	0.9	1.5	2.5	0.3	1.3	
I got it from another relative	0.2	2.5	4.7	4.7	2.7	
A stranger bought it for me	0.0	1.0	0.0	2.0	0.7	
I took it from a store or shop	0.2	0.0	0.0	0.0	0.1	
Other	4.0	4.0	4.7	9.5	5.3	
N of Valid	445	404	317	296	1462	
N of Miss	54	25	29	23	131	

Table 140: If you drank alcohol (not just a sip or taste) in the past year, where did you usually drink it?











Response	6	8	10	12	Total	
I did not drink alcohol in the past year	93.5	84.4	70.4	53.8	78.0	
at my home	3.6	4.4	10.7	10.0	6.7	
at someone else's home	0.7	7.2	13.8	24.5	10.1	
at an open area like a park, beach, field, back road, woods, or a street corner	1.1	2.0	2.2	5.2	2.4	
at a sporting event or concert	0.0	0.2	0.6	0.3	0.3	
at a restaurant, bar, or a nightclub	0.0	0.2	0.3	0.3	0.2	
at an empty building or a construction site	0.0	0.5	0.0	0.0	0.1	
at a hotel/motel	0.2	0.5	0.6	1.7	0.7	
in a car	0.5	0.2	0.3	3.8	1.0	
at school	0.5	0.2	0.9	0.3	0.5	
N of Valid	443	405	318	290	1456	
N of Miss	56	24	28	29	137	

Table 141: How do you feel about someone your age having one or two drinks of an alcoholic beverage nearly every day?





Response	6	8	10	12	Total	
Neither approve nor disapprove	21.0	25.7	26.8	34.8	26.3	
Somewhat disapprove	6.5	10.9	19.1	15.0	12.2	
Strongly disapprove	49.3	45.2	37.2	34.5	42.6	
Don't know or can't say	23.2	18.3	16.9	15.7	19.0	
N of Valid	448	405	325	293	1471	
N of Miss	51	24	21	26	122	

Table 142: On how many occasions have you had alcoholic beverages (beer, wine or hard liquor) to drink in your lifetime - more than just a few sips?








Response	6	8	10	12	Total	
0	89.0	74.7	61.4	46.8	70.7	
01/02/13	6.5	13.3	14.2	10.1	10.7	
03/05/13	1.7	4.2	9.6	12.5	6.2	
06/09/13	2.2	3.7	5.2	7.4	4.3	
10/19/13	0.2	2.2	6.8	8.1	3.8	
20-39	0.2	0.7	1.5	5.4	1.7	
40	0.2	1.2	1.2	9.8	2.6	
N of Valid	463	407	324	297	1491	
N of Miss	36	22	22	22	102	

Table 143: On how many occasions have you drunk one of more drinks of an alcoholic beverage during the past 30 days?








Response	6	8	10	12	Total	
0	98.7	92.1	86.6	75.7	89.7	
01/02/13	0.9	5.4	7.5	10.8	5.5	
03/05/13	0.2	1.2	3.1	6.8	2.4	
06/09/13	0.0	1.0	1.2	2.7	1.1	
10/19/13	0.0	0.2	0.9	2.7	0.8	
20-39	0.0	0.0	0.0	0.3	0.1	
40	0.2	0.0	0.6	1.0	0.4	
N of Valid	461	404	322	296	1483	
N of Miss	38	25	24	23	110	

Table 144: On how many occasions have you used marijuana (grass, pot) or hashish (hash, hash oil) in your lifetime?


Response	6	8	10	12	Total	
0	98.9	90.9	77.6	70.3	86.4	
01/02/13	0.4	3.4	7.1	9.2	4.5	
03/05/13	0.2	1.7	2.8	4.4	2.0	
06/09/13	0.2	1.7	1.2	2.4	1.3	
10/19/13	0.2	0.5	2.8	2.0	1.2	
20-39	0.0	0.5	2.8	2.4	1.2	
40	0.0	1.2	5.6	9.2	3.4	
N of Valid	461	406	322	293	1482	
N of Miss	38	23	24	26	111	

Table 145: On how many occasions have you used marijuana (grass, pot) or hashish (hash, hash oil) during the past 30 days?


Response	6	8	10	12	Total	
0	99.8	96.3	88.7	85.6	93.6	
01/02/13	0.0	1.5	4.7	4.5	2.3	
03/05/13	0.0	1.2	1.9	2.7	1.3	
06/09/13	0.0	0.5	1.6	2.1	0.9	
10/19/13	0.0	0.0	1.3	0.3	0.3	
20-39	0.2	0.2	0.9	1.0	0.5	
40	0.0	0.2	0.9	3.8	1.0	
N of Valid	462	405	319	292	1478	
N of Miss	37	24	27	27	115	

Table 146: On how many occasions have you used LSD or other psychedelics in your lifetime?


Response	6	8	10	12	Total	
0	99.8	99.5	99.1	99.3	99.5	
01/02/13	0.0	0.2	0.9	0.3	0.3	
03/05/13	0.0	0.2	0.0	0.0	0.1	
06/09/13	0.0	0.0	0.0	0.0	0.0	
10/19/13	0.2	0.0	0.0	0.0	0.1	
20-39	0.0	0.0	0.0	0.3	0.1	
40	0.0	0.0	0.0	0.0	0.0	
N of Valid	452	406	319	293	1470	
N of Miss	47	23	27	26	123	

Table 147: On how many occasions have you used LSD or other psychedelics during the past 30 days?

Response	6	8	10	12	Total	
0	100.0	99.8	100.0	100.0	99.9	
01/02/13	0.0	0.0	0.0	0.0	0.0	
03/05/13	0.0	0.2	0.0	0.0	0.1	
06/09/13	0.0	0.0	0.0	0.0	0.0	
10/19/13	0.0	0.0	0.0	0.0	0.0	
20-39	0.0	0.0	0.0	0.0	0.0	
40	0.0	0.0	0.0	0.0	0.0	
N of Valid	453	405	320	292	1470	
N of Miss	46	24	26	27	123	

Table 148: On how many occasions have you used cocaine or crack in your lifetime?

Response	6	8	10	12	Total	
0	100.0	99.3	99.7	98.6	99.5	
01/02/13	0.0	0.5	0.3	0.3	0.3	
03/05/13	0.0	0.0	0.0	0.0	0.0	
06/09/13	0.0	0.0	0.0	0.3	0.1	
10/19/13	0.0	0.0	0.0	0.0	0.0	
20-39	0.0	0.0	0.0	0.7	0.1	
40	0.0	0.2	0.0	0.0	0.1	
N of Valid	460	406	320	292	1478	
N of Miss	39	23	26	27	115	

Table 149: On how many occasions have you used cocaine or crack during the past 30 days?

Response	6	8	10	12	Total	
0	99.8	99.3	100.0	100.0	99.7	
01/02/13	0.0	0.5	0.0	0.0	0.1	
03/05/13	0.0	0.2	0.0	0.0	0.1	
06/09/13	0.2	0.0	0.0	0.0	0.1	
10/19/13	0.0	0.0	0.0	0.0	0.0	
20-39	0.0	0.0	0.0	0.0	0.0	
40	0.0	0.0	0.0	0.0	0.0	
N of Valid	461	406	319	292	1478	
N of Miss	38	23	27	27	115	

Table 150: On how many occasions have you sniffed glue, breathed the contents of an aerosol spray can, or inhaled other gases or sprays, in order to get high in your lifetime?








Response	6	8	10	12	Total	
0	95.9	88.9	91.8	96.2	93.1	
01/02/13	3.3	5.9	4.7	2.7	4.2	
03/05/13	0.0	2.2	1.6	0.0	0.9	
06/09/13	0.4	1.2	0.9	0.7	0.8	
10/19/13	0.2	1.0	0.3	0.0	0.4	
20-39	0.0	0.0	0.0	0.3	0.1	
40	0.2	0.7	0.6	0.0	0.4	
N of Valid	458	406	319	291	1474	
N of Miss	41	23	27	28	119	

Table 151: On how many occasions have you sniffed glue, breathed the contents of an aerosol spray can, or inhaled other gases or sprays, in order to get high during the past 30 days?








Response	6	8	10	12	Total	
0	98.9	95.6	96.9	98.6	97.5	
01/02/13	0.7	2.7	1.3	1.0	1.4	
03/05/13	0.0	0.7	0.9	0.0	0.4	
06/09/13	0.2	0.5	0.6	0.3	0.4	
10/19/13	0.0	0.0	0.3	0.0	0.1	
20-39	0.0	0.2	0.0	0.0	0.1	
40	0.2	0.2	0.0	0.0	0.1	
N of Valid	455	406	318	292	1471	
N of Miss	44	23	28	27	122	

Table 152: On how many occasions have you used Daztrex in your lifetime?


Response	6	8	10	12	Total	
0	100.0	100.0	100.0	100.0	100.0	
01/02/13	0.0	0.0	0.0	0.0	0.0	
03/05/13	0.0	0.0	0.0	0.0	0.0	
06/09/13	0.0	0.0	0.0	0.0	0.0	
10/19/13	0.0	0.0	0.0	0.0	0.0	
20-39	0.0	0.0	0.0	0.0	0.0	
40	0.0	0.0	0.0	0.0	0.0	
N of Valid	447	403	320	293	1463	
N of Miss	52	26	26	26	130	

Table 153: On how many occasions have you used Daztrex during the past 30 days?


Response	6	8	10	12	Total	
0	100.0	100.0	100.0	100.0	100.0	
01/02/13	0.0	0.0	0.0	0.0	0.0	
03/05/13	0.0	0.0	0.0	0.0	0.0	
06/09/13	0.0	0.0	0.0	0.0	0.0	
10/19/13	0.0	0.0	0.0	0.0	0.0	
20-39	0.0	0.0	0.0	0.0	0.0	
40	0.0	0.0	0.0	0.0	0.0	
N of Valid	446	401	319	291	1457	
N of Miss	53	28	27	28	136	

Table 154: On how many occasions have you used synthetic marijuana in your lifetime?








Response	6	8	10	12	Total	
0	99.6	97.8	98.1	94.2	97.7	
01/02/13	0.0	1.7	1.3	2.7	1.3	
03/05/13	0.2	0.2	0.0	1.4	0.4	
06/09/13	0.0	0.2	0.3	0.3	0.2	
10/19/13	0.2	0.0	0.0	0.7	0.2	
20-39	0.0	0.0	0.3	0.0	0.1	
40	0.0	0.0	0.0	0.7	0.1	
N of Valid	455	404	317	291	1467	
N of Miss	44	25	29	28	126	

Table 155: On how many occasions have you used synthetic marijuana during the past 30 days?





Response	6	8	10	12	Total	
0	100.0	98.8	99.1	98.6	99.2	
01/02/13	0.0	1.2	0.6	1.0	0.7	
03/05/13	0.0	0.0	0.0	0.3	0.1	
06/09/13	0.0	0.0	0.0	0.0	0.0	
10/19/13	0.0	0.0	0.0	0.0	0.0	
20-39	0.0	0.0	0.3	0.0	0.1	
40	0.0	0.0	0.0	0.0	0.0	
N of Valid	451	403	319	291	1464	
N of Miss	48	26	27	28	129	

Table 156: On how many occasions have you used methamphetamines (meth, speed, crank, crystal meth) in your lifetime?







Response	6	8	10	12	Total	
0	99.6	99.8	99.4	98.6	99.4	
01/02/13	0.2	0.2	0.0	1.0	0.3	
03/05/13	0.0	0.0	0.3	0.0	0.1	
06/09/13	0.2	0.0	0.0	0.0	0.1	
10/19/13	0.0	0.0	0.0	0.3	0.1	
20-39	0.0	0.0	0.3	0.0	0.1	
40	0.0	0.0	0.0	0.0	0.0	
N of Valid	452	405	320	289	1466	
N of Miss	47	24	26	30	127	

Table 157: On how many occasions have you used methamphetamines (meth, speed, crank, crystal meth) in the past 30 days?





Response	6	8	10	12	Total	
0	99.8	100.0	99.7	99.3	99.7	
01/02/13	0.0	0.0	0.0	0.7	0.1	
03/05/13	0.2	0.0	0.0	0.0	0.1	
06/09/13	0.0	0.0	0.3	0.0	0.1	
10/19/13	0.0	0.0	0.0	0.0	0.0	
20-39	0.0	0.0	0.0	0.0	0.0	
40	0.0	0.0	0.0	0.0	0.0	
N of Valid	451	404	319	291	1465	
N of Miss	48	25	27	28	128	

Table 158: On how many occasions have you used other chemical products (bath salts, plant food, etc.) in your lifetime?


Response	6	8	10	12	Total	
0	99.6	97.8	99.1	99.3	98.9	
01/02/13	0.2	1.5	0.0	0.3	0.5	
03/05/13	0.0	0.5	0.0	0.0	0.1	
06/09/13	0.2	0.2	0.3	0.0	0.2	
10/19/13	0.0	0.0	0.0	0.0	0.0	
20-39	0.0	0.0	0.0	0.0	0.0	
40	0.0	0.0	0.6	0.3	0.2	
N of Valid	454	405	317	292	1468	
N of Miss	45	24	29	27	125	

Table 159: On how many occasions have you used other chemical products (bath salts, plant food, etc.) during the past 30 days?


Response	6	8	10	12	Total	
0	99.8	99.5	99.1	99.3	99.5	
01/02/13	0.2	0.5	0.6	0.0	0.3	
03/05/13	0.0	0.0	0.0	0.0	0.0	
06/09/13	0.0	0.0	0.0	0.3	0.1	
10/19/13	0.0	0.0	0.0	0.0	0.0	
20-39	0.0	0.0	0.0	0.0	0.0	
40	0.0	0.0	0.3	0.3	0.1	
N of Valid	452	402	319	290	1463	
N of Miss	47	27	27	29	130	

Table 160: On how many occasions have you used heroin or other opiates in your lifetime?


Response	6	8	10	12	Total	
0	100.0	100.0	99.7	99.7	99.9	
01/02/13	0.0	0.0	0.3	0.0	0.1	
03/05/13	0.0	0.0	0.0	0.0	0.0	
06/09/13	0.0	0.0	0.0	0.0	0.0	
10/19/13	0.0	0.0	0.0	0.0	0.0	
20-39	0.0	0.0	0.0	0.3	0.1	
40	0.0	0.0	0.0	0.0	0.0	
N of Valid	447	404	316	292	1459	
N of Miss	52	25	30	27	134	

Table 161: On how many occasions have you used heroin or other opiates during the past 30 days?


Response	6	8	10	12	Total	
0	100.0	100.0	100.0	100.0	100.0	
01/02/13	0.0	0.0	0.0	0.0	0.0	
03/05/13	0.0	0.0	0.0	0.0	0.0	
06/09/13	0.0	0.0	0.0	0.0	0.0	
10/19/13	0.0	0.0	0.0	0.0	0.0	
20-39	0.0	0.0	0.0	0.0	0.0	
40	0.0	0.0	0.0	0.0	0.0	
N of Valid	449	401	319	292	1461	
N of Miss	50	28	27	27	132	

Table 162: On how many occasions have you used MDMA ('X', 'E', or ecstasy) in your lifetime?






Response	6	8	10	12	Total	
0	99.8	99.5	98.1	97.3	98.8	
01/02/13	0.2	0.5	1.3	0.7	0.6	
03/05/13	0.0	0.0	0.6	0.7	0.3	
06/09/13	0.0	0.0	0.0	0.7	0.1	
10/19/13	0.0	0.0	0.0	0.7	0.1	
20-39	0.0	0.0	0.0	0.0	0.0	
40	0.0	0.0	0.0	0.0	0.0	
N of Valid	447	404	317	292	1460	
N of Miss	52	25	29	27	133	

Table 163: On how many occasions have you used MDMA ('X', 'E', or ecstasy) during the past 30 days?




Response	6	8	10	12	Total	
0	99.8	99.5	98.4	99.3	99.3	
01/02/13	0.2	0.5	1.3	0.7	0.6	
03/05/13	0.0	0.0	0.3	0.0	0.1	
06/09/13	0.0	0.0	0.0	0.0	0.0	
10/19/13	0.0	0.0	0.0	0.0	0.0	
20-39	0.0	0.0	0.0	0.0	0.0	
40	0.0	0.0	0.0	0.0	0.0	
N of Valid	447	404	318	292	1461	
N of Miss	52	25	28	27	132	

Table 164: On how many occasions have you taken prescription drugs (such as Valium, Xanax, Ritalin, Adderall, OxyContin, Darvocet, or sleeping pills) not prescribed to you in your lifetime?








Response	6	8	10	12	Total	
0	98.0	94.8	87.8	87.3	92.8	
01/02/13	0.4	2.0	5.3	4.1	2.7	
03/05/13	0.4	1.2	3.8	1.7	1.6	
06/09/13	0.4	1.2	0.6	1.0	0.8	
10/19/13	0.2	0.2	1.6	2.4	1.0	
20-39	0.0	0.0	0.3	1.0	0.3	
40	0.4	0.5	0.6	2.4	0.9	
N of Valid	452	405	319	292	1468	
N of Miss	47	24	27	27	125	

Table 165: On how many occasions have you taken prescription drugs (such as Valium, Xanax, Ritalin, Adderall, OxyContin, Darvocet, or sleeping pills) not prescribed to you during the past 30 days?








Response	6	8	10	12	Total	
0	99.1	97.5	95.0	94.5	96.8	
01/02/13	0.4	1.7	3.2	2.1	1.7	
03/05/13	0.2	0.2	0.9	1.0	0.5	
06/09/13	0.0	0.2	0.3	1.4	0.4	
10/19/13	0.0	0.0	0.6	0.3	0.2	
20-39	0.2	0.0	0.0	0.3	0.1	
40	0.0	0.2	0.0	0.3	0.1	
N of Valid	446	402	317	291	1456	
N of Miss	53	27	29	28	137	

Table 166: On how many occasions have you taken non-prescription medicines such as diet pills (for example, Dietac, Dexatrim or Prolamine), stay-awake pills (for example No-Doz, Vivarin, or Wake), or cough or cold medicines (robos, DXM, etc.) to get high in your lifetime?


Response	6	8	10	12	Total	
0	99.1	97.5	96.2	95.2	97.3	
01/02/13	0.7	1.2	0.9	1.4	1.0	
03/05/13	0.0	0.5	1.9	0.7	0.7	
06/09/13	0.0	0.2	0.3	0.3	0.2	
10/19/13	0.0	0.5	0.0	1.0	0.3	
20-39	0.0	0.0	0.3	0.3	0.1	
40	0.2	0.0	0.3	1.0	0.3	
N of Valid	449	402	319	292	1462	
N of Miss	50	27	27	27	131	

Table 167: On how many occasions have you taken non-prescription medicines such as diet pills (for example, Dietac, Dexatrim or Prolamine), stay-awake pills (for example No-Doz, Vivarin, or Wake), or cough or cold medicines (robos, DXM, etc.) to get high during the past 30 days?


Response	6	8	10	12	Total	
0	98.5	98.8	97.8	97.6	98.2	
01/02/13	0.7	1.0	1.6	1.0	1.0	
03/05/13	0.4	0.2	0.3	0.3	0.3	
06/09/13	0.0	0.0	0.0	0.0	0.0	
10/19/13	0.0	0.0	0.0	1.0	0.2	
20-39	0.0	0.0	0.3	0.0	0.1	
40	0.4	0.0	0.0	0.0	0.1	
N of Valid	452	401	319	291	1463	
N of Miss	47	28	27	28	130	

Table 168: On how many occasions have you been drunk or very high from drinking alcoholic beverages during the past 30 days?








Response	6	8	10	12	Total	
0	99.8	96.0	90.5	83.5	93.5	
01/02/13	0.0	2.5	5.7	8.9	3.7	
03/05/13	0.0	0.8	0.6	3.8	1.1	
06/09/13	0.0	0.2	1.3	1.0	0.5	
10/19/13	0.0	0.0	0.6	2.1	0.5	
20-39	0.0	0.0	0.3	0.0	0.1	
40	0.2	0.5	0.9	0.7	0.5	
N of Valid	453	400	317	291	1461	
N of Miss	46	29	29	28	132	

Table 169: On how many occasions have you drunk flavored alcoholic beverages, sometimes called 'alcopops' (like Mike's Hard Lemonade, Smirnoff Ice, Bacardi Breezers, etc.) in your lifetime?








Response	6	8	10	12	Total	
0	96.2	86.5	75.6	64.5	82.8	
01/02/13	2.4	6.8	9.1	9.3	6.4	
03/05/13	0.4	4.2	7.2	8.3	4.5	
06/09/13	0.7	1.0	2.5	4.1	1.8	
10/19/13	0.0	0.8	3.8	4.1	1.8	
20-39	0.0	0.0	0.3	4.8	1.0	
40	0.2	0.8	1.6	4.8	1.6	
N of Valid	451	400	320	290	1461	
N of Miss	48	29	26	29	132	

Table 170: On how many occasions have you drunk flavored alcoholic beverages, sometimes called 'alcopops' (like Mike's Hard Lemonade, Smirnoff Ice, Bacardi Breezers, etc.) during the past 30 days?







Response	6	8	10	12	Total	
0	98.0	93.8	90.9	86.3	93.0	
01/02/13	1.5	4.5	6.3	7.2	4.5	
03/05/13	0.2	0.7	0.6	4.1	1.2	
06/09/13	0.0	0.2	0.9	1.4	0.5	
10/19/13	0.0	0.2	0.6	0.7	0.3	
20-39	0.0	0.0	0.0	0.0	0.0	
40	0.2	0.5	0.6	0.3	0.4	
N of Valid	452	402	317	292	1463	
N of Miss	47	27	29	27	130	

Table 171: If you used prescription drugs or over the counter drugs without a doctor telling you to use it or for the purpose of getting high, where did you get these drugs?












Response	6	8	10	12	Total	
I did not use prescription drugs or over the counter drugs to get high.	98.4	96.9	91.9	89.8	94.8	
I bought it or took it from a store or shop.	0.2	0.5	0.6	0.4	0.4	
I got it from my parents with permission.	0.2	0.8	1.3	0.4	0.6	
I got it from home without permission.	0.2	0.5	1.3	0.7	0.6	
I got it from a relative with permission.	0.0	0.3	1.3	0.7	0.5	
I got it from a relative without permission.	0.0	0.0	0.3	0.7	0.2	
I got it from a friends home with permission.	0.0	0.5	1.6	1.4	0.8	
I got it from a friends home without permission.	0.2	0.0	0.3	0.0	0.1	
I got it from a friend while at school.	0.0	0.0	0.0	1.1	0.2	
I got it from a friend while at a party.	0.2	0.0	0.0	0.0	0.1	
I got it from a friend, elsewhere	0.5	0.5	1.3	4.9	1.6	
N of Valid	434	386	310	285	1415	
N of Miss	65	43	36	34	178	

Table 172: During the last month, about how many marijuana cigarettes, or the equivalent, did you smoke a day, on the average?


Response	6	8	10	12	Total	
None	99.3	94.1	86.8	83.8	92.0	
Less than 1 a day	0.2	1.8	3.5	4.8	2.3	
1 a day	0.5	1.0	2.8	2.1	1.5	
2-3 a day	0.0	1.0	4.4	4.8	2.2	
4-6 a day	0.0	0.8	1.6	1.7	0.9	
7-10 a day	0.0	0.5	0.3	2.1	0.6	
11 or more a day	0.0	0.8	0.6	0.7	0.5	
N of Valid	440	392	317	291	1440	
N of Miss	59	37	29	28	153	

Table 173: How wrong do your friends feel it would be for YOU to: drink alcohol?


Response	6	8	10	12	Total	
Very wrong	83.5	63.5	50.5	44.7	63.0	
Wrong	11.1	20.3	20.8	21.6	17.9	
A little bit wrong	3.4	10.4	18.3	14.4	10.8	
Not wrong at all	2.0	5.8	10.4	19.2	8.4	
N of Valid	442	395	317	291	1445	
N of Miss	57	34	29	28	148	

Table 174: How wrong do your friends feel it would be for YOU to: smoke tobacco?


Response	6	8	10	12	Total	
Very wrong	87.8	71.8	58.7	50.7	69.6	
Wrong	8.6	17.0	18.6	18.6	15.1	
A little bit wrong	1.4	6.9	11.7	12.8	7.4	
Not wrong at all	2.3	4.3	11.0	17.9	7.9	
N of Valid	442	394	317	290	1443	
N of Miss	57	35	29	29	150	

Table 175: How wrong do your friends feel it would be for YOU to: smoke marijuana?

Response	6	8	10	12	Total	
Very wrong	90.7	74.6	53.9	51.9	70.4	
Wrong	5.9	12.2	11.7	15.0	10.7	
A little bit wrong	0.9	7.1	13.6	13.6	7.9	
Not wrong at all	2.5	6.1	20.8	19.5	10.9	
N of Valid	440	393	317	287	1437	
N of Miss	59	36	29	32	156	

Table 176: How wrong do your friends feel it would be for YOU to: use prescription drugs not prescribed to you

Response	6	8	10	12	Total	
Very wrong	91.4	77.6	69.1	66.7	77.8	
Wrong	4.5	14.0	13.2	15.6	11.2	
A little bit wrong	2.0	5.6	8.5	7.6	5.6	
Not wrong at all	2.0	2.8	9.1	10.1	5.4	
N of Valid	442	393	317	288	1440	
N of Miss	57	36	29	31	153	

Table 177: How wrong would most adults (over 21) in your neighborhood think it is for kids your age: to use marijuana?

Response	6	8	10	12	Total	
Very wrong	92.6	82.7	66.9	60.1	77.8	
Wrong	4.1	10.2	14.3	18.1	10.8	
A little bit wrong	1.8	4.6	8.9	11.1	6.0	
Not wrong at all	1.6	2.5	9.9	10.8	5.5	
N of Valid	443	394	314	288	1439	
N of Miss	56	35	32	31	154	

Table 178: How wrong would most adults (over 21) in your neighborhood think it is for kids your age: to drink alcohol?





Response	6	8	10	12	Total	
Very wrong	86.8	76.7	60.5	54.2	71.7	
Wrong	6.8	13.0	20.1	16.7	13.4	
A little bit wrong	5.0	7.2	11.5	18.4	9.7	
Not wrong at all	1.4	3.1	8.0	10.8	5.2	
N of Valid	440	391	314	288	1433	
N of Miss	59	38	32	31	160	

Table 179: How wrong would most adults (over 21) in your neighborhood think it is for kids your age: to smoke cigarettes?





Response	6	8	10	12	Total	
Very wrong	84.7	74.2	62.4	53.8	70.8	
Wrong	7.1	14.3	15.3	17.5	12.9	
A little bit wrong	6.2	7.7	13.7	15.0	10.0	
Not wrong at all	2.1	3.8	8.6	13.6	6.3	
N of Valid	439	391	314	286	1430	
N of Miss	60	38	32	33	163	

Table 180: How much do each of the following statements describe your neighborhood? crime and/or drug selling





Response	6	8	10	12	Total	
NO!	72.9	61.0	55.4	49.6	61.2	
no	13.5	18.7	21.7	20.8	18.2	
yes	9.4	13.0	14.6	18.7	13.4	
YES!	4.1	7.3	8.3	10.9	7.3	
N of Valid	436	385	314	284	1419	
N of Miss	63	44	32	35	174	

Table 181: How much do each of the following statements describe your neighborhood? fights


Response	6	8	10	12	Total	
NO!	55.3	50.1	45.2	47.7	50.1	
no	19.7	18.5	25.2	24.9	21.6	
yes	15.4	21.3	17.2	16.8	17.7	
YES!	9.6	10.0	12.4	10.5	10.5	
N of Valid	436	389	314	285	1424	
N of Miss	63	40	32	34	169	

Table 182: How much do each of the following statements describe your neighborhood? lots of empty or abandoned buildings


Response	6	8	10	12	Total	
NO!	63.1	54.8	48.7	51.1	55.2	
no	18.6	21.3	28.7	26.8	23.2	
yes	10.8	14.9	12.1	13.0	12.6	
YES!	7.6	9.0	10.5	9.2	8.9	
N of Valid	436	389	314	284	1423	
N of Miss	63	40	32	35	170	

Table 183: How much do each of the following statements describe your neighborhood? lots of graffiti


Response	6	8	10	12	Total	
NO!	73.2	67.0	59.0	62.3	66.1	
no	16.8	25.5	33.0	29.9	25.4	
yes	5.7	5.5	3.8	4.9	5.1	
YES!	4.3	2.1	4.2	2.8	3.3	
N of Valid	422	385	312	284	1403	
N of Miss	77	44	34	35	190	

Table 184: I feel safe in my neighborhood.

Response	6	8	10	12	Total
NO!	13.3	10.6	12.2	13.5	12.4
no	7.2	12.4	10.6	13.5	10.7
yes	25.9	29.7	37.9	31.0	30.6
YES!	53.6	47.3	39.2	42.0	46.4
N of Valid	429	387	311	281	1408
N of Miss	70	42	35	38	185

Table 185: If a kid smoked marijuana in your neighborhood would he or she be caught by the police?

Response	6	8	10	12	Total
NO!	17.4	14.8	21.9	31.2	20.4
no	12.8	30.1	44.7	43.4	30.6
yes	24.9	29.9	19.0	17.6	23.5
YES!	44.9	25.2	14.5	7.9	25.5
N of Valid	437	385	311	279	1412
N of Miss	62	44	35	40	181

Table 186: If a kid drank some beer, wine or hard liquor (for example, vodka, whiskey, or gin) in your neighborhood would he or she be caught by the police?

Response	6	8	10	12	Total
NO!	16.9	17.1	24.0	35.5	22.2
no	18.8	37.1	48.1	43.0	35.0
yes	23.3	27.0	17.6	13.6	21.2
YES!	41.0	18.7	10.3	7.9	21.6
N of Valid	437	385	312	279	1413
N of Miss	62	44	34	40	180

Table 187: If a kid carried a handgun in your neighborhood would he or she be caught by the police?





Response	6	8	10	12	Total	
NO!	15.9	11.9	20.8	27.1	18.1	
no	12.4	21.6	33.3	32.9	23.6	
yes	22.1	34.5	21.8	22.5	25.5	
YES!	49.7	31.9	24.0	17.5	32.8	
N of Valid	435	385	312	280	1412	
N of Miss	64	44	34	39	181	

Table 188: If you wanted to get some cigarettes, how easy would it be for you to get some?





Response	6	8	10	12	Total	
Very hard	80.5	55.6	40.1	23.9	53.2	
Sort of hard	6.7	12.5	9.1	8.2	9.1	
Sort of easy	6.3	15.7	19.4	14.6	13.5	
Very easy	6.5	16.2	31.4	53.2	24.2	
N of Valid	415	376	309	280	1380	
N of Miss	84	53	37	39	213	

Table 189: If you wanted to get some beer, wine or hard liquor (for example, vodka, whiskey, or gin), how easy would it be for you to get some?





Response	6	8	10	12	Total	
Very hard	77.8	52.7	32.5	25.2	50.2	
Sort of hard	9.2	13.9	14.1	9.4	11.6	
Sort of easy	5.3	18.2	22.3	24.1	16.4	
Very easy	7.7	15.2	31.1	41.4	21.8	
N of Valid	414	374	305	278	1371	
N of Miss	85	55	41	41	222	

Table 190: If you wanted to get a drug like cocaine, LSD, or amphetamines, how easy would it be for you to get some?


Response	6	8	10	12	Total	
Very hard	93.7	78.9	67.3	56.2	76.2	
Sort of hard	3.4	9.6	13.1	17.8	10.1	
Sort of easy	1.4	6.7	7.2	12.3	6.3	
Very easy	1.4	4.8	12.4	13.8	7.3	
N of Valid	414	375	306	276	1371	
N of Miss	85	54	40	43	222	

Table 191: If you wanted to get a handgun, how easy would it be for you to get one?


Response	6	8	10	12	Total	
Very hard	77.3	63.3	53.0	47.1	61.9	
Sort of hard	10.2	15.7	15.8	19.2	14.8	
Sort of easy	6.3	9.6	12.2	11.2	9.5	
Very easy	6.1	11.4	19.1	22.5	13.8	
N of Valid	410	376	304	276	1366	
N of Miss	89	53	42	43	227	

Table 192: If you wanted to get some marijuana, how easy would it be for you to get some?


Response	6	8	10	12	Total	
Very hard	90.0	69.8	43.2	31.2	62.2	
Sort of hard	4.4	7.3	8.6	9.4	7.1	
Sort of easy	2.9	8.9	12.2	17.0	9.5	
Very easy	2.7	14.0	36.0	42.4	21.2	
N of Valid	411	371	303	276	1361	
N of Miss	88	58	43	43	232	

Table 193: If you wanted to get prescription drugs for the purpose of getting high, how easy would it be for you to get some?





Response	6	8	10	12	Total	
Very hard	85.2	66.8	45.7	34.4	61.2	
Sort of hard	5.3	9.4	14.5	16.3	10.7	
Sort of easy	3.4	11.2	16.4	18.1	11.4	
Very easy	6.1	12.6	23.4	31.2	16.8	
N of Valid	413	374	304	276	1367	
N of Miss	86	55	42	43	226	

Table 194: If you wanted to get synthetic marijuana such as K2 or chemical products such as bath salts to get high, how easy would it be for you to get some?





Response	6	8	10	12	Total	
Very hard	92.5	79.9	67.7	55.1	75.9	
Sort of hard	3.6	8.0	11.6	12.0	8.3	
Sort of easy	2.2	5.9	5.9	11.6	5.9	
Very easy	1.7	6.2	14.9	21.4	9.8	
N of Valid	411	373	303	276	1363	
N of Miss	88	56	43	43	230	

Table 195: If you wanted to get steroids to enhance athletic performance, how easy would it be for you to get some?





Response	6	8	10	12	Total	
Very hard	89.8	76.8	66.1	59.6	74.8	
Sort of hard	5.6	10.5	10.7	17.0	10.4	
Sort of easy	2.4	6.5	9.4	8.3	6.3	
Very easy	2.2	6.2	13.7	15.2	8.5	
N of Valid	412	371	307	277	1367	
N of Miss	87	58	39	42	226	

Table 196: During the past 12 months, have you participated in any alcohol prevention programs or seen any alcohol prevention messages in your school or community? Yes, a school-based program focused on preventing underage drinking and/or drinking and driving.



Response	6	8	10	12	Total	
No	61.1	64.8	66.2	72.4	65.5	
Yes	38.9	35.2	33.8	27.6	34.5	
N of Valid	499	429	346	319	1593	
N of Miss	0	0	0	0	0	

Table 197: During the past 12 months, have you participated in any alcohol prevention programs or seen any alcohol prevention messages in your school or community? Yes, a community-based program focused on preventing underage drinking and/or drinking and driving (for example, through your church or temple or through youth groups like Boys and Girls Club or 4-H).



Response	6	8	10	12	Total	
No	83.0	90.2	90.8	92.8	88.6	
Yes	17.0	9.8	9.2	7.2	11.4	
N of Valid	499	429	346	319	1593	
N of Miss	0	0	0	0	0	

Table 198: During the past 12 months, have you participated in any alcohol prevention programs or seen any alcohol prevention messages in your school or community? Yes, a media campaign addressing underage drinking and/or drinking and driving (for example, newspaper ads, posters, pamphlets, radio, TV).



Response	6	8	10	12	Total	
No	85.2	87.9	92.5	94.0	89.3	
Yes	14.8	12.1	7.5	6.0	10.7	
N of Valid	499	429	346	319	1593	
N of Miss	0	0	0	0	0	

Table 199: During the past 12 months, have you participated in any alcohol prevention programs or seen any alcohol prevention messages in your school or community? No



Response	6	8	10	12	Total	
No	62.5	54.8	50.6	46.1	54.6	
Yes	37.5	45.2	49.4	53.9	45.4	
N of Valid	499	429	346	319	1593	
N of Miss	0	0	0	0	0	

Table 200: How wrong do your parents feel it would be for YOU to: drink beer, wine or hard liquor (for example, vodka, whiskey or gin) regularly?





Response	6	8	10	12	Total	
Very wrong	94.7	88.4	86.1	75.7	87.3	
Wrong	3.5	7.1	7.8	12.1	7.1	
A little bit wrong	0.9	3.4	4.2	9.3	4.0	
Not wrong at all	0.9	1.1	1.9	2.9	1.6	
N of Valid	430	380	309	280	1399	
N of Miss	69	49	37	39	194	

Table 201: How wrong do your parents feel it would be for YOU to: smoke tobacco?





Response	6	8	10	12	Total	
Very wrong	97.2	91.6	86.5	78.8	89.7	
Wrong	2.1	5.5	6.8	9.0	5.4	
A little bit wrong	0.5	2.1	3.5	7.6	3.0	
Not wrong at all	0.2	0.8	3.2	4.7	1.9	
N of Valid	433	380	310	278	1401	
N of Miss	66	49	36	41	192	

Table 202: How wrong do your parents feel it would be for YOU to: smoke marijuana?





Response	6	8	10	12	Total	
Very wrong	97.9	93.3	88.7	84.6	92.0	
Wrong	1.6	4.0	5.5	9.7	4.7	
A little bit wrong	0.2	1.3	3.2	3.2	1.8	
Not wrong at all	0.2	1.3	2.6	2.5	1.5	
N of Valid	432	374	309	279	1394	
N of Miss	67	55	37	40	199	

Table 203: How wrong do your parents feel it would be for YOU to: use prescription drugs not prescribed to you?


Response	6	8	10	12	Total	
Very wrong	96.1	90.2	88.7	87.1	91.1	
Wrong	2.5	6.6	5.5	6.8	5.1	
A little bit wrong	0.7	2.7	2.6	3.9	2.3	
Not wrong at all	0.7	0.5	3.2	2.1	1.5	
N of Valid	432	377	311	280	1400	
N of Miss	67	52	35	39	193	

Table 204: How wrong do your parents feel it would be for YOU to: steal something worth more than \$5?


Response	6	8	10	12	Total	
Very wrong	88.6	85.4	87.4	86.1	87.0	
Wrong	9.3	11.7	8.7	10.7	10.1	
A little bit wrong	1.4	2.7	1.9	1.8	1.9	
Not wrong at all	0.7	0.3	1.9	1.4	1.0	
N of Valid	430	376	309	280	1395	
N of Miss	69	53	37	39	198	

Table 205: How wrong do your parents feel it would be for YOU to: draw graffiti, write things, or draw pictures on buildings or other property (without the owner's permission)?


Response	6	8	10	12	Total	
Very wrong	91.8	86.7	84.8	84.9	87.5	
Wrong	4.7	8.5	8.1	10.4	7.6	
A little bit wrong	2.8	3.4	3.9	2.5	3.2	
Not wrong at all	0.7	1.3	3.2	2.2	1.7	
N of Valid	429	377	309	279	1394	
N of Miss	70	52	37	40	199	

Table 206: How wrong do your parents feel it would be for YOU to: pick a fight with someone?

Response	6	8	10	12	Total	
Very wrong	82.2	70.2	67.3	68.5	72.9	
Wrong	11.1	16.6	17.2	16.1	14.9	
A little bit wrong	5.3	10.3	12.0	12.5	9.6	
Not wrong at all	1.4	2.9	3.6	2.9	2.6	
N of Valid	432	379	309	279	1399	
N of Miss	67	50	37	40	194	

Table 207: During the past 12 months, have you talked with at least one of your parents about the dangers of underage drinking and/or drinking and driving? By parents, we mean either your biological parents, adoptive parents, stepparents, or adult guardians - whether or not they live with you.

Response	6	8	10	12	Total	
No	41.0	54.1	59.2	54.3	51.3	
Yes	59.0	45.9	40.8	45.7	48.7	
N of Valid	398	353	292	265	1308	
N of Miss	101	76	54	54	285	

Table 208: The rules in my family are clear.

Response	6	8	10	12	Total	
NO!	6.4	4.1	5.2	6.1	5.4	
no	4.2	6.3	10.4	6.5	6.6	
yes	26.2	29.7	33.4	38.7	31.3	
YES!	63.2	59.9	51.0	48.7	56.7	
N of Valid	424	367	308	279	1378	
N of Miss	75	62	38	40	215	

Table 209: People in my family often insult or yell at each other.

Response	6	8	10	12	Total	
NO!	39.1	28.5	19.7	19.1	27.9	
no	27.8	31.5	38.8	41.4	34.0	
yes	20.5	28.7	29.9	27.3	26.2	
YES!	12.7	11.3	11.5	12.2	12.0	
N of Valid	425	362	304	278	1369	
N of Miss	74	67	42	41	224	

Table 210: When I am not at home, one of my parents knows where I am and who I am with.

Response	6	8	10	12	Total	
NO!	6.3	3.8	3.0	6.8	5.0	
no	4.9	4.9	10.4	7.2	6.6	
yes	21.3	31.5	39.1	43.0	32.3	
YES!	67.4	59.7	47.5	43.0	56.1	
N of Valid	427	365	299	279	1370	
N of Miss	72	64	47	40	223	

Table 211: We argue about the same things in my family over and over.

Response	6	8	10	12	Total	
NO!	43.7	26.8	23.4	18.8	29.7	
no	28.9	33.6	34.9	33.3	32.4	
yes	16.4	26.5	27.0	31.5	24.5	
YES!	11.0	13.1	14.8	16.3	13.5	
N of Valid	426	366	304	276	1372	
N of Miss	73	63	42	43	221	

Table 212: If you drank some beer or wine or liquor (for example, vodka, whiskey, or gin) without your parents' permission, would you be caught by your parents?





Response	6	8	10	12	Total	
NO!	15.6	12.1	14.9	17.8	15.0	
no	5.2	16.7	30.8	31.3	19.2	
yes	10.9	18.9	18.9	26.9	18.0	
YES!	68.2	52.3	35.4	24.0	47.8	
N of Valid	422	365	302	275	1364	
N of Miss	77	64	44	44	229	

Table 213: My family has clear rules about alcohol and drug use.





Response	6	8	10	12	Total	
NO!	7.0	5.0	5.2	9.8	6.6	
no	7.2	8.6	12.5	15.6	10.5	
yes	14.2	21.0	27.5	28.4	21.9	
YES!	71.6	65.5	54.8	46.2	61.0	
N of Valid	416	362	305	275	1358	
N of Miss	83	67	41	44	235	

Table 214: If you carried a handgun without your parents' permission, would you be caught by your parents?





Response	6	8	10	12	Total	
NO!	12.1	8.0	9.3	13.8	10.8	
no	3.3	6.6	16.3	13.1	9.1	
yes	11.2	19.1	20.0	26.9	18.4	
YES!	73.4	66.3	54.3	46.2	61.8	
N of Valid	421	362	300	275	1358	
N of Miss	78	67	46	44	235	

Table 215: If you skipped school would you be caught by your parents?





Response	6	8	10	12	Total	
NO!	8.7	8.2	8.5	13.1	9.4	
no	7.0	8.5	17.4	17.5	11.8	
yes	13.1	20.9	22.6	28.0	20.3	
YES!	71.1	62.4	51.5	41.5	58.5	
N of Valid	426	364	305	275	1370	
N of Miss	73	65	41	44	223	

Table 216: My parents ask if I've gotten my homework done.





Response	6	8	10	12	Total	
NO!	6.8	6.6	9.5	21.7	10.4	
no	4.5	11.9	18.4	18.0	12.3	
yes	17.4	25.8	29.6	32.4	25.3	
YES!	71.3	55.7	42.4	27.9	52.1	
N of Valid	425	361	304	272	1362	
N of Miss	74	68	42	47	231	

Table 217: People in my family have serious arguments.





Response	6	8	10	12	Total	
NO!	46.2	32.1	25.7	28.3	34.2	
no	25.5	34.9	43.9	39.9	35.0	
yes	14.7	18.4	15.5	15.9	16.1	
YES!	13.7	14.5	14.9	15.9	14.6	
N of Valid	416	358	303	276	1353	
N of Miss	83	71	43	43	240	

Table 218: Would your parents know if you did not come home on time?





Response	6	8	10	12	Total	
NO!	7.1	5.3	6.3	12.8	7.6	
no	4.5	10.8	15.2	13.6	10.4	
yes	17.5	27.7	29.7	31.1	25.6	
YES!	71.0	56.2	48.8	42.5	56.4	
N of Valid	424	361	303	273	1361	
N of Miss	75	68	43	46	232	

Table 219: Have any of your brothers or sisters ever: drunk beer, wine or hard liquor (for example, vodka, whiskey or gin)?




Response	6	8	10	12	Total	
No	78.6	60.6	52.7	39.1	60.1	
Yes	19.0	36.1	43.0	56.2	36.4	
I don't have any brothers or sisters	2.4	3.3	4.4	4.7	3.5	
N of Valid	421	368	298	274	1361	
N of Miss	78	61	48	45	232	

Table 220: Have any of your brothers or sisters ever: smoked marijuana?




Response	6	8	10	12	Total	
No	94.5	79.2	65.4	57.8	76.7	
Yes	3.1	17.8	29.8	36.7	19.7	
I don't have any brothers or sisters	2.4	3.0	4.7	5.5	3.7	
N of Valid	422	366	295	275	1358	
N of Miss	77	63	51	44	235	

Table 221: Have any of your brothers or sisters ever: smoked cigarettes?




Response	6	8	10	12	Total	
No	80.7	67.2	65.4	49.6	67.4	
Yes	16.7	29.2	30.5	45.3	28.9	
I don't have any brothers or sisters	2.6	3.6	4.0	5.1	3.7	
N of Valid	419	366	298	274	1357	
N of Miss	80	63	48	45	236	

Table 222: Have any of your brothers or sisters ever: taken a handgun to school?




Response	6	8	10	12	Total	
No	96.9	94.2	94.9	91.6	94.7	
Yes	0.5	2.7	1.0	4.0	1.9	
I don't have any brothers or sisters	2.6	3.0	4.0	4.4	3.4	
N of Valid	421	365	297	274	1357	
N of Miss	78	64	49	45	236	

Table 223: Have any of your brothers or sisters ever: been suspended or expelled from school?




Response	6	8	10	12	Total	
No	69.8	60.1	55.4	59.5	62.0	
Yes	27.6	36.7	40.5	35.4	34.4	
I don't have any brothers or sisters	2.6	3.3	4.1	5.1	3.6	
N of Valid	421	368	294	274	1357	
N of Miss	78	61	52	45	236	

Table 224: Have you changed homes in the past year (the last 12 months)?



Response	6	8	10	12	Total	
No	67.6	67.7	70.2	74.2	69.6	
Yes	32.4	32.3	29.8	25.8	30.4	
N of Valid	417	365	302	279	1363	
N of Miss	82	64	44	40	230	

Table 225: How many times have you changed homes since kindergarten?






Response	6	8	10	12	Total	
Never	33.6	26.2	24.0	28.2	28.4	
1 or 2 times	31.4	33.3	37.0	27.8	32.4	
3 or 4 times	20.9	21.9	20.7	20.2	21.0	
5 or 6 times	7.0	8.2	11.7	9.7	8.9	
7 or more times	7.2	10.4	6.7	14.1	9.3	
N of Valid	417	366	300	277	1360	
N of Miss	82	63	46	42	233	

Table 226: Have you changed schools (including changing from elementary to middle and middle to high school) in the past year?



Response	6	8	10	12	Total	
No	72.6	64.7	70.8	79.9	71.6	
Yes	27.4	35.3	29.2	20.1	28.4	
N of Valid	409	360	298	278	1345	
N of Miss	90	69	48	41	248	

Table 227: How many times have you changed schools since kindergarten (including changing from elementary to middle and middle to high school)?






Response	6	8	10	12	Total	
Never	47.4	27.8	28.5	33.9	35.3	
1 or 2 times	25.8	28.9	21.5	17.9	24.1	
3 or 4 times	16.4	21.5	30.2	24.3	22.4	
5 or 6 times	6.4	12.4	11.4	15.0	10.9	
7 or more times	4.0	9.4	8.4	8.9	7.4	
N of Valid	422	363	298	280	1363	
N of Miss	77	66	48	39	230	

Table 228: Has anyone in your family ever had severe alcohol or drug problems?



Response	6	8	10	12	Total	
No	76.5	66.3	56.8	49.3	63.9	
Yes	23.5	33.7	43.2	50.7	36.1	
N of Valid	421	365	301	278	1365	
N of Miss	78	64	45	41	228	

Table 229: About how many adults (over 21) have you known personally who in the past year have: used marijuana, crack, cocaine, or other drugs?






Response	6	8	10	12	Total	
0	77.7	61.3	43.3	39.1	57.9	
1	10.7	12.4	18.8	15.6	13.9	
2	5.0	8.8	13.8	12.0	9.3	
03/04/13	3.1	7.1	7.4	14.5	7.4	
5	3.6	10.4	16.8	18.8	11.4	
N of Valid	421	364	298	276	1359	
N of Miss	78	65	48	43	234	

Table 230: About how many adults (over 21) have you known personally who in the past year have: sold or dealt drugs?






Response	6	8	10	12	Total	
0	84.5	71.9	54.0	54.7	68.3	
1	7.0	9.6	15.1	10.9	10.3	
2	2.9	7.2	9.7	12.0	7.4	
03/04/13	3.4	4.7	7.0	6.5	5.2	
5	2.2	6.6	14.1	15.9	8.8	
N of Valid	414	363	298	276	1351	
N of Miss	85	66	48	43	242	

Table 231: About how many adults (over 21) have you known personally who in the past year have: done other things that could get them in trouble with the police, like stealing, selling stolen goods, mugging or assaulting others, etc.?






Response	6	8	10	12	Total	
0	78.6	63.5	55.9	56.5	65.0	
1	9.9	15.7	11.0	9.4	11.6	
2	5.0	5.2	9.0	9.8	6.9	
03/04/13	2.6	6.9	8.7	6.9	6.0	
5	3.8	8.6	15.4	17.4	10.4	
N of Valid	416	362	299	276	1353	
N of Miss	83	67	47	43	240	

Table 232: About how many adults (over 21) have you known personally who in the past year have: gotten drunk or high?






Response	6	8	10	12	Total	
0	64.6	44.1	26.9	27.7	43.3	
1	12.9	17.4	17.2	13.1	15.1	
2	7.4	10.5	15.8	11.7	10.9	
03/04/13	7.7	8.0	10.8	10.9	9.1	
5	7.4	20.1	29.3	36.5	21.5	
N of Valid	418	363	297	274	1352	
N of Miss	81	66	49	45	241	

Table 233: Have you seen or heard information about underage drinking in the past 12 months from the following sources? Radio



Response	6	8	10	12	Total	
No	55.9	49.6	45.2	50.7	50.8	
Yes	44.1	50.4	54.8	49.3	49.2	
N of Valid	426	367	294	274	1361	
N of Miss	73	62	52	45	232	

Table 234: Have you seen or heard information about underage drinking in the past 12 months from the following sources? TV.



Response	6	8	10	12	Total	
No	30.1	29.2	28.5	31.0	29.7	
Yes	69.9	70.8	71.5	69.0	70.3	
N of Valid	419	366	295	274	1354	
N of Miss	80	63	51	45	239	

Table 235: Have you seen or heard information about underage drinking in the past 12 months from the following sources? Print. This includes information on underage drinking you may have seen in the newspaper, on a billboard, in pamphlets, on stickers, etc.



Response	6	8	10	12	Total	
No	49.2	41.0	45.9	42.9	45.0	
Yes	50.8	59.0	54.1	57.1	55.0	
N of Valid	421	366	296	273	1356	
N of Miss	78	63	50	46	237	

Table 236: Have you seen or heard information about underage drinking in the past 12 months from the following sources? Website or social media? (Facebook, Myspace, website, etc.)



Response	6	8	10	12	Total	
No	49.5	38.1	41.5	42.1	43.2	
Yes	50.5	61.9	58.5	57.9	56.8	
N of Valid	422	365	294	273	1354	
N of Miss	77	64	52	46	239	

Table 237: The next questions ask about your opinions of the information you saw or heard. If you have seen or heard more than one ad, please think about your favorite ad when answering these questions. The information about underage drinking that I saw or heard was convincing.






Response	6	8	10	12	Total	
NO!	35.2	18.5	22.0	20.1	24.8	
no	8.0	14.8	18.2	18.6	14.2	
yes	14.2	23.5	28.2	33.1	23.6	
YES!	23.9	27.2	18.6	18.6	22.5	
I have not seen or heard any ads about underage drinking in the past 12 months.	18.8	16.0	13.1	9.7	14.9	
N of Valid	415	357	291	269	1332	
N of Miss	84	72	55	50	261	

Table 238: The next questions ask about your opinions of the information you saw or heard. If you have seen or heard more than one ad, please think about your favorite ad when answering these questions. The information about underage drinking that I saw or heard grabbed my attention.






Response	6	8	10	12	Total	
NO!	33.3	17.3	17.1	16.9	22.1	
no	8.8	16.7	18.8	19.5	15.3	
yes	13.4	24.5	29.5	31.8	23.7	
YES!	27.1	25.6	20.9	20.6	24.0	
I have not seen or heard any ads about underage drinking in the past 12 months.	17.4	15.9	13.7	11.2	14.9	
N of Valid	409	359	292	267	1327	
N of Miss	90	70	54	52	266	

Table 239: The next questions ask about your opinions of the information you saw or heard. If you have seen or heard more than one ad, please think about your favorite ad when answering these questions. The information about underage drinking that I saw or heard said something important to me.

Response	6	8	10	12	Total	
NO!	28.8	17.5	15.4	19.5	20.9	
no	8.4	11.0	20.2	19.9	14.0	
yes	13.5	24.8	26.4	29.2	22.6	
YES!	29.8	31.3	24.7	20.2	27.1	
I have not seen or heard any ads about underage drinking in the past 12 months.	19.5	15.5	13.4	11.2	15.4	
N of Valid	406	355	292	267	1320	
N of Miss	93	74	54	52	273	

Table 240: The next questions ask about your opinions of the information you saw or heard. If you have seen or heard more than one ad, please think about your favorite ad when answering these questions. Seeing or hearing this information about underage drinking made me want to stop or decrease my drinking.

Response	6	8	10	12	Total	
NO!	30.6	19.1	19.2	18.4	22.4	
no	4.5	11.7	17.4	19.9	12.5	
yes	6.6	14.1	23.1	24.1	16.0	
YES!	26.3	28.7	24.6	21.5	25.6	
I have not seen or heard any ads about underage drinking in the past 12 months.	31.9	26.4	15.7	16.1	23.5	
N of Valid	376	341	281	261	1259	
N of Miss	123	88	65	58	334	

Table 241: How honest were you in filling out this survey?

Response	6	8	10	12	Total	
I was very honest	86.7	81.2	80.3	79.3	82.3	
I was honest pretty much of the time	11.2	14.1	13.6	14.1	13.1	
I was honest some of the time	1.2	3.9	5.4	5.1	3.6	
I was honest once in a while	1.0	0.8	0.7	1.4	1.0	
I was not honest at all	0.0	0.0	0.0	0.0	0.0	
N of Valid	421	362	294	276	1353	
N of Miss	78	67	52	43	240	