

2012 APNA

Arkansas Prevention Needs Assessment Student Survey



Miller County Tables

Arkansas Department of Human Services
Division of Behavioral Health Services
Prevention Services

Conducted by International Survey Associates dba Pride Surveys

Contents

1	INTRODUCTION	10
2	PERCENTAGE TABLES	15

List of Tables

1	Sex	16
2	Age	16
3	Are you Hispanic or Latino?	16
4	What is your race? Black or African American	17
5	What is your race? Asian	17
6	What is your race? American Indian	17
7	What is your race? Alaska Native	17
8	What is your race? White	18
9	What is your race? Native Hawaiian or Other Pacific Islander	18
10	What is your race? Other	18
11	What is the highest level of schooling completed by your mother or father?	19
12	Think of where you live most of the time. Which of the following people live there with you? Mother	19
13	Think of where you live most of the time. Which of the following people live there with you? Stepmother	19
14	Think of where you live most of the time. Which of the following people live there with you? Foster Mother	20
15	Think of where you live most of the time. Which of the following people live there with you? Grandmother	20
16	Think of where you live most of the time. Which of the following people live there with you? Aunt	20
17	Think of where you live most of the time. Which of the following people live there with you? Father	20
18	Think of where you live most of the time. Which of the following people live there with you? Stepfather	21
19	Think of where you live most of the time. Which of the following people live there with you? Foster Father	21
20	Think of where you live most of the time. Which of the following people live there with you? Grandfather	21
21	Think of where you live most of the time. Which of the following people live there with you? Uncle	21
22	Think of where you live most of the time. Which of the following people live there with you? Other Adults	22
23	Think of where you live most of the time. Which of the following people live there with you? Brother(s)	22
24	Think of where you live most of the time. Which of the following people live there with you? Stepbrother(s)	22
25	Think of where you live most of the time. Which of the following people live there with you? Sister(s)	22
26	Think of where you live most of the time. Which of the following people live there with you? Stepsister(s)	23

27	Think of where you live most of the time. Which of the following people live there with you? Other Children	23
28	In my school, students have lots of chances to help decide things like class activities and rules.	23
29	Teachers ask me to work on special classroom projects.	23
30	My teacher(s) notices when I am doing a good job and lets me know about it.	24
31	There are lots of chances for students in my school to get involved in sports, clubs, and other school activities outside of class.	24
32	There are lots of chances for students in my school to talk with a teacher one-on-one.	24
33	I feel safe at my school.	25
34	The school lets my parents know when I have done something well.	25
35	My teachers praise me when I work hard in school.	25
36	Are your school grades better than the grades of most students in your class?	26
37	I have lots of chances to be part of class discussions or activities.	26
38	Now thinking back over the past year in school, how often did you: enjoy being in school?	26
39	Now thinking back over the past year in school, how often did you: hate being in school?	27
40	Now thinking back over the past year in school, how often did you: try to do your best work in school?	27
41	How often do you feel that the school work you are assigned is meaningful and important?	27
42	Putting them all together, what were your grades like last year?	28
43	How important do you think the things you are learning in school are going to be for your later life?	28
44	How interesting are most of your courses to you?	28
45	During the LAST FOUR WEEKS how many whole days of school have you missed because you skipped or 'cut'?	29
46	What are the chances you would be seen as cool if you: smoked cigarettes?	29
47	What are the chances you would be seen as cool if you: worked hard at school?	29
48	What are the chances you would be seen as cool if you: began drinking alcoholic beverages regularly, that is, at least once or twice a month?	30
49	What are the chances you would be seen as cool if you: defended someone who was being verbally abused at school?	30
50	What are the chances you would be seen as cool if you: smoked marijuana?	30
51	What are the chances you would be seen as cool if you: carried a handgun?	31

52	Think of your four best friends (the friends you feel closest to). In the past year (12 months), how many of your best friends have: participated in clubs, organizations or activities at school?	31
53	Think of your four best friends (the friends you feel closest to). In the past year (12 months), how many of your best friends have: smoked cigarettes?	31
54	Think of your four best friends (the friends you feel closest to). In the past year (12 months), how many of your best friends have: tried beer, wine or hard liquor (for example, vodka, whiskey, or gin) when their parents didn't know about it?	32
55	Think of your four best friends (the friends you feel closest to). In the past year (12 months), how many of your best friends have: made a commitment to stay drug-free?	32
56	Think of your four best friends (the friends you feel closest to). In the past year (12 months), how many of your best friends have: used marijuana?	32
57	Think of your four best friends (the friends you feel closest to). In the past year (12 months), how many of your best friends have: used prescription drugs or non-prescription drugs for the purposes of getting high?	33
58	Think of your four best friends (the friends you feel closest to). In the past year (12 months), how many of your best friends have: used synthetic marijuana (K2, spice) or bath salts?	33
59	Think of your four best friends (the friends you feel closest to). In the past year (12 months), how many of your best friends have: used LSD, cocaine, amphetamines, or other illegal drugs?	33
60	Think of your four best friends (the friends you feel closest to). In the past year (12 months), how many of your best friends have: tried to do well in school?	34
61	Think of your four best friends (the friends you feel closest to). In the past year (12 months), how many of your best friends have: been suspended from school?	34
62	Think of your four best friends (the friends you feel closest to). In the past year (12 months), how many of your best friends have: liked school?	34
63	Think of your four best friends (the friends you feel closest to). In the past year (12 months), how many of your best friends have: carried a handgun?	35
64	Think of your four best friends (the friends you feel closest to). In the past year (12 months), how many of your best friends have: sold illegal drugs?	35
65	Think of your four best friends (the friends you feel closest to). In the past year (12 months), how many of your best friends have: regularly attended religious services?	35

66	Think of your four best friends (the friends you feel closest to). In the past year (12 months), how many of your best friends have: stolen or tried to steal a motor vehicle such as a car or motorcycle?	36
67	Think of your four best friends (the friends you feel closest to). In the past year (12 months), how many of your best friends have: been arrested?	36
68	Think of your four best friends (the friends you feel closest to). In the past year (12 months), how many of your best friends have: dropped out of school?	36
69	Think of your four best friends (the friends you feel closest to). In the past year (12 months), how many of your best friends have: been members of a gang?	37
70	How old were you when you first: smoked marijuana?	37
71	How old were you when you first: smoked a cigarette, even just a puff?	38
72	How old were you when you first: had more than a sip or two of beer, wine or hard liquor (for example, vodka, whiskey, or gin)?	38
73	How old were you when you first: began drinking alcoholic beverages regularly, that is, at least once or twice a month?	39
74	How old were you when you first: used Daztrex?	39
75	How old were you when you first: got suspended from school?	40
76	How old were you when you first: got arrested?	40
77	How old were you when you first: carried a handgun?	41
78	How old were you when you first: attacked someone with the idea of seriously hurting them?	41
79	How old were you when you first: belonged to a gang?	42
80	How wrong do you think it is for someone your age to: take a handgun to school?	42
81	How wrong do you think it is for someone your age to: steal anything worth more than \$5?	42
82	How wrong do you think it is for someone your age to: pick a fight with someone?	43
83	How wrong do you think it is for someone your age to: attack someone with the idea of seriously hurting them?	43
84	How wrong do you think it is for someone your age to: stay away from school all day when their parents think they are at school?	43
85	How wrong do you think it is for someone your age to: drink beer, wine or hard liquor (for example, vodka, whiskey, or gin) regularly?	44
86	How wrong do you think it is for someone your age to: smoke cigarettes?	44
87	How wrong do you think it is for someone your age to: smoke marijuana?	44
88	How wrong do you think it is for someone your age to: use prescription drugs or non-prescription drugs for the purpose of getting high?	45

89	How wrong do you think it is for someone your age to: use synthetic marijuana (K2, spice) or bath salts?	45
90	How wrong do you think it is for someone your age to: use LSD, cocaine, amphetamines or another illegal drug?	45
91	At school during the past 12 months, did you receive help from the resource teacher, speech therapist or other special education teacher?	46
92	How many times in the past year (12 months) have you: been suspended from school?	46
93	How many times in the past year (12 months) have you: carried a handgun?	46
94	How many times in the past year (12 months) have you: sold illegal drugs?	47
95	How many times in the past year (12 months) have you: stolen or tried to steal a motor vehicle such as a car or motorcycle?	47
96	How many times in the past year (12 months) have you: participated in clubs, organizations or activities at school?	48
97	How many times in the past year (12 months) have you: been arrested?	48
98	How many times in the past year (12 months) have you: attacked someone with the idea of seriously hurting them?	49
99	How many times in the past year (12 months) have you: been drunk or high at school?	49
100	How many times in the past year (12 months) have you: taken a handgun to school?	50
101	Are you currently on probation, or assigned a probation officer with Juvenile Court?	50
102	Have you ever belonged to a gang?	50
103	If you have ever belonged to a gang, did that gang have a name?	51
104	You are at a party at someone's house, and one of your friends offers you a drink containing alcohol. What would you say or do?	51
105	How often do you attend religious services or activities?	51
106	I think sometimes it's okay to cheat at school.	52
107	It is important to think before you act.	52
108	Sometimes I think that life is not worth it.	52
109	At times I think I am no good at all.	53
110	All in all, I am inclined to think that I am a failure.	53
111	In the past year, have you felt depressed or sad MOST days, even if you felt okay sometimes?	53
112	It is all right to beat up people if they start the fight.	54
113	I think it is okay to take something without asking if you can get away with it.	54
114	Where do you get the most information about living a drug and alcohol free life? Parents/guardians	54
115	Where do you get the most information about living a drug and alcohol free life? Friends	55

116	Where do you get the most information about living a drug and alcohol free life? Family members	55
117	Where do you get the most information about living a drug and alcohol free life? School	55
118	Where do you get the most information about living a drug and alcohol free life? Internet	56
119	Where do you get the most information about living a drug and alcohol free life? TV	56
120	Where do you get the most information about living a drug and alcohol free life? Social media	56
121	How much do you think people risk harming themselves (physically or in other ways) if they: smoked one or more packs of cigarettes per day?	57
122	How much do you think people risk harming themselves (physically or in other ways) if they: try marijuana once or twice?	57
123	How much do you think people risk harming themselves (physically or in other ways) if they: smoke marijuana once or twice a week?	57
124	How much do you think people risk harming themselves (physically or in other ways) if they: take one or two drinks of an alcoholic beverage (beer, wine, liquor) nearly every day?	58
125	How much do you think people risk harming themselves (physically or in other ways) if they: have five or more drinks of an alcoholic beverage once or twice each weekend?	58
126	How much do you think people risk harming themselves (physically or in other ways) if they: use prescription drugs that are not prescribed to them?	58
127	How much do you think people risk harming themselves (physically or in other ways) if they: use non-prescription drugs to get high?	59
128	Have you ever used smokeless tobacco (chew, snuff, plug, dipping tobacco, or chewing tobacco)?	59
129	How often have you taken smokeless tobacco during the past 30 days?	59
130	Have you ever smoked cigarettes?	60
131	How frequently have you smoked cigarettes during the past 30 days?	60
132	Which statement best describes rules about smoking inside your home?	60
133	Which statement best describes rules about smoking in your family cars?	61
134	During this school year, were you taught in any of your classes about the dangers of tobacco use?	61
135	During the past 12 months, have you participated in any community activities to discourage people your age from using cigarettes, chewing tobacco, snuff, dip or cigars?	61
136	Think back over the last two weeks. How many times have you had five or more alcoholic drinks in a row?	62

137	During the past 30 days, how many times did you ride in a car or other vehicle driven by someone who had been drinking alcohol or using drugs to get high?	62
138	During the past 30 days, how many times did you drive a car or other vehicle when you had been drinking alcohol or using drugs to get high?	62
139	If you drank alcohol (not just a sip or taste) in the past year, how did you usually get it?	63
140	If you drank alcohol (not just a sip or taste) in the past year, where did you usually drink it?	63
141	How do you feel about someone your age having one or two drinks of an alcoholic beverage nearly every day?	64
142	On how many occasions have you had alcoholic beverages (beer, wine or hard liquor) to drink in your lifetime - more than just a few sips?	64
143	On how many occasions have you drunk one of more drinks of an alcoholic beverage during the past 30 days?	64
144	On how many occasions have you used marijuana (grass, pot) or hashish (hash, hash oil) in your lifetime?	65
145	On how many occasions have you used marijuana (grass, pot) or hashish (hash, hash oil) during the past 30 days?	65
146	On how many occasions have you used LSD or other psychedelics in your lifetime?	65
147	On how many occasions have you used LSD or other psychedelics during the past 30 days?	66
148	On how many occasions have you used cocaine or crack in your lifetime?	66
149	On how many occasions have you used cocaine or crack during the past 30 days?	66
150	On how many occasions have you sniffed glue, breathed the contents of an aerosol spray can, or inhaled other gases or sprays, in order to get high in your lifetime?	67
151	On how many occasions have you sniffed glue, breathed the contents of an aerosol spray can, or inhaled other gases or sprays, in order to get high during the past 30 days?	67
152	On how many occasions have you used Daztrex in your lifetime?	68
153	On how many occasions have you used Daztrex during the past 30 days?	68
154	On how many occasions have you used synthetic marijuana in your lifetime?	68
155	On how many occasions have you used synthetic marijuana during the past 30 days?	69
156	On how many occasions have you used methamphetamines (meth, speed, crank, crystal meth) in your lifetime?	69

157	On how many occasions have you used methamphetamines (meth, speed, crank, crystal meth) in the past 30 days?	69
158	On how many occasions have you used other chemical products (bath salts, plant food, etc.) in your lifetime?	70
159	On how many occasions have you used other chemical products (bath salts, plant food, etc.) during the past 30 days?	70
160	On how many occasions have you used heroin or other opiates in your lifetime?	70
161	On how many occasions have you used heroin or other opiates during the past 30 days?	71
162	On how many occasions have you used MDMA ('X', 'E', or ecstasy) in your lifetime?	71
163	On how many occasions have you used MDMA ('X', 'E', or ecstasy) during the past 30 days?	71
164	On how many occasions have you taken prescription drugs (such as Valium, Xanax, Ritalin, Adderall, OxyContin, Darvocet, or sleeping pills) not prescribed to you in your lifetime?	72
165	On how many occasions have you taken prescription drugs (such as Valium, Xanax, Ritalin, Adderall, OxyContin, Darvocet, or sleeping pills) not prescribed to you during the past 30 days?	72
166	On how many occasions have you taken non-prescription medicines such as diet pills (for example, Dietac, Dexatrim or Prolamine), stay-awake pills (for example No-Doz, Vivarin, or Wake), or cough or cold medicines (robos, DXM, etc.) to get high in your lifetime?	73
167	On how many occasions have you taken non-prescription medicines such as diet pills (for example, Dietac, Dexatrim or Prolamine), stay-awake pills (for example No-Doz, Vivarin, or Wake), or cough or cold medicines (robos, DXM, etc.) to get high during the past 30 days?	73
168	On how many occasions have you been drunk or very high from drinking alcoholic beverages during the past 30 days?	74
169	On how many occasions have you drunk flavored alcoholic beverages, sometimes called 'alcopops' (like Mike's Hard Lemonade, Smirnoff Ice, Bacardi Breezers, etc.) in your lifetime?	74
170	On how many occasions have you drunk flavored alcoholic beverages, sometimes called 'alcopops' (like Mike's Hard Lemonade, Smirnoff Ice, Bacardi Breezers, etc.) during the past 30 days?	75
171	If you used prescription drugs or over the counter drugs without a doctor telling you to use it or for the purpose of getting high, where did you get these drugs?	75
172	During the last month, about how many marijuana cigarettes, or the equivalent, did you smoke a day, on the average?	76
173	How wrong do your friends feel it would be for YOU to: drink alcohol?	76
174	How wrong do your friends feel it would be for YOU to: smoke tobacco?	76

175	How wrong do your friends feel it would be for YOU to: smoke marijuana?	77
176	How wrong do your friends feel it would be for YOU to: use prescription drugs not prescribed to you	77
177	How wrong would most adults (over 21) in your neighborhood think it is for kids your age: to use marijuana?	77
178	How wrong would most adults (over 21) in your neighborhood think it is for kids your age: to drink alcohol?	78
179	How wrong would most adults (over 21) in your neighborhood think it is for kids your age: to smoke cigarettes?	78
180	How much do each of the following statements describe your neighborhood? crime and/or drug selling	78
181	How much do each of the following statements describe your neighborhood? fights	79
182	How much do each of the following statements describe your neighborhood? lots of empty or abandoned buildings	79
183	How much do each of the following statements describe your neighborhood? lots of graffiti	79
184	I feel safe in my neighborhood.	80
185	If a kid smoked marijuana in your neighborhood would he or she be caught by the police?	80
186	If a kid drank some beer, wine or hard liquor (for example, vodka, whiskey, or gin) in your neighborhood would he or she be caught by the police?	80
187	If a kid carried a handgun in your neighborhood would he or she be caught by the police?	81
188	If you wanted to get some cigarettes, how easy would it be for you to get some?	81
189	If you wanted to get some beer, wine or hard liquor (for example, vodka, whiskey, or gin), how easy would it be for you to get some?	81
190	If you wanted to get a drug like cocaine, LSD, or amphetamines, how easy would it be for you to get some?	82
191	If you wanted to get a handgun, how easy would it be for you to get one?	82
192	If you wanted to get some marijuana, how easy would it be for you to get some?	82
193	If you wanted to get prescription drugs for the purpose of getting high, how easy would it be for you to get some?	83
194	If you wanted to get synthetic marijuana such as K2 or chemical products such as bath salts to get high, how easy would it be for you to get some?	83
195	If you wanted to get steroids to enhance athletic performance, how easy would it be for you to get some?	83

196	During the past 12 months, have you participated in any alcohol prevention programs or seen any alcohol prevention messages in your school or community? Yes, a school-based program focused on preventing underage drinking and/or drinking and driving. . . .	84
197	During the past 12 months, have you participated in any alcohol prevention programs or seen any alcohol prevention messages in your school or community? Yes, a community-based program focused on preventing underage drinking and/or drinking and driving (for example, through your church or temple or through youth groups like Boys and Girls Club or 4-H). . . .	84
198	During the past 12 months, have you participated in any alcohol prevention programs or seen any alcohol prevention messages in your school or community? Yes, a media campaign addressing underage drinking and/or drinking and driving (for example, newspaper ads, posters, pamphlets, radio, TV). . . .	84
199	During the past 12 months, have you participated in any alcohol prevention programs or seen any alcohol prevention messages in your school or community? No	84
200	How wrong do your parents feel it would be for YOU to: drink beer, wine or hard liquor (for example, vodka, whiskey or gin) regularly? .	85
201	How wrong do your parents feel it would be for YOU to: smoke tobacco?	85
202	How wrong do your parents feel it would be for YOU to: smoke marijuana?	85
203	How wrong do your parents feel it would be for YOU to: use prescription drugs not prescribed to you?	86
204	How wrong do your parents feel it would be for YOU to: steal something worth more than \$5?	86
205	How wrong do your parents feel it would be for YOU to: draw graffiti, write things, or draw pictures on buildings or other property (without the owner's permission)?	86
206	How wrong do your parents feel it would be for YOU to: pick a fight with someone?	87
207	During the past 12 months, have you talked with at least one of your parents about the dangers of underage drinking and/or drinking and driving? By parents, we mean either your biological parents, adoptive parents, stepparents, or adult guardians - whether or not they live with you. . . .	87
208	The rules in my family are clear. . . .	87
209	People in my family often insult or yell at each other. . . .	88
210	When I am not at home, one of my parents knows where I am and who I am with. . . .	88
211	We argue about the same things in my family over and over. . . .	88

212	If you drank some beer or wine or liquor (for example, vodka, whiskey, or gin) without your parents' permission, would you be caught by your parents?	89
213	My family has clear rules about alcohol and drug use. . . .	89
214	If you carried a handgun without your parents' permission, would you be caught by your parents?	89
215	If you skipped school would you be caught by your parents?	90
216	My parents ask if I've gotten my homework done. . . .	90
217	People in my family have serious arguments. . . .	90
218	Would your parents know if you did not come home on time?	91
219	Have any of your brothers or sisters ever: drunk beer, wine or hard liquor (for example, vodka, whiskey or gin)?	91
220	Have any of your brothers or sisters ever: smoked marijuana?	91
221	Have any of your brothers or sisters ever: smoked cigarettes?	91
222	Have any of your brothers or sisters ever: taken a handgun to school? .	92
223	Have any of your brothers or sisters ever: been suspended or expelled from school?	92
224	Have you changed homes in the past year (the last 12 months)? . . .	92
225	How many times have you changed homes since kindergarten?	92
226	Have you changed schools (including changing from elementary to middle and middle to high school) in the past year?	93
227	How many times have you changed schools since kindergarten (including changing from elementary to middle and middle to high school)?	93
228	Has anyone in your family ever had severe alcohol or drug problems? .	93
229	About how many adults (over 21) have you known personally who in the past year have: used marijuana, crack, cocaine, or other drugs? .	94
230	About how many adults (over 21) have you known personally who in the past year have: sold or dealt drugs?	94
231	About how many adults (over 21) have you known personally who in the past year have: done other things that could get them in trouble with the police, like stealing, selling stolen goods, mugging or assaulting others, etc.?	94
232	About how many adults (over 21) have you known personally who in the past year have: gotten drunk or high?	95
233	Have you seen or heard information about underage drinking in the past 12 months from the following sources? Radio	95
234	Have you seen or heard information about underage drinking in the past 12 months from the following sources? TV. . . .	95
235	Have you seen or heard information about underage drinking in the past 12 months from the following sources? Print. This includes information on underage drinking you may have seen in the newspaper, on a billboard, in pamphlets, on stickers, etc. . . .	95

236	Have you seen or heard information about underage drinking in the past 12 months from the following sources? Website or social media? (Facebook, Myspace, website, etc.)	96
237	The next questions ask about your opinions of the information you saw or heard. If you have seen or heard more than one ad, please think about your favorite ad when answering these questions. The information about underage drinking that I saw or heard was convincing.	96
238	The next questions ask about your opinions of the information you saw or heard. If you have seen or heard more than one ad, please think about your favorite ad when answering these questions. The information about underage drinking that I saw or heard grabbed my attention.	96
239	The next questions ask about your opinions of the information you saw or heard. If you have seen or heard more than one ad, please think about your favorite ad when answering these questions. The information about underage drinking that I saw or heard said something important to me.	97
240	The next questions ask about your opinions of the information you saw or heard. If you have seen or heard more than one ad, please think about your favorite ad when answering these questions. Seeing or hearing this information about underage drinking made me want to stop or decrease my drinking.	97
241	How honest were you in filling out this survey?	97

List of Figures

1	Grade Chart	11
2	Gender Chart	12
3	Age Chart	13
4	Ethnic Origin Chart	14

1 INTRODUCTION

This report was generated from data collected on the *2012 Arkansas Prevention Needs Assessment Student Survey*. This report contains basic frequency tables of all data collected and graphs on the selected demographic variables of grade, gender, age and ethnic origin. The graph on ethnic origin is represented as a bar chart rather than as a pie chart. This is because students were allowed to mark more than one response for ethnic origin as opposed to being allowed to mark only one response. The bars represent the percent of students who marked each of the ethnic categories.

Questions regarding the information found in this report can be directed to:

Pride Surveys

160 Vanderbilt Court
Bowling Green, KY 42103
1-800-279-6361
www.pridesurveys.com

Grade Chart

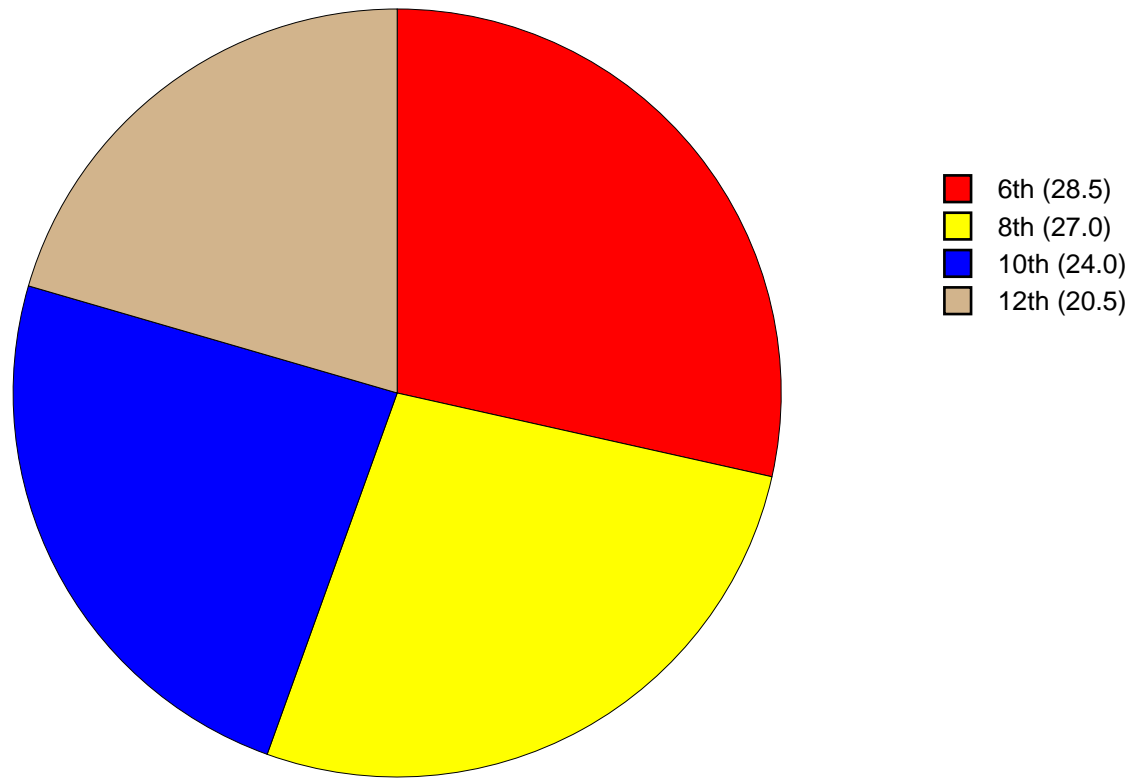


Figure 1: Grade Chart

Gender Chart

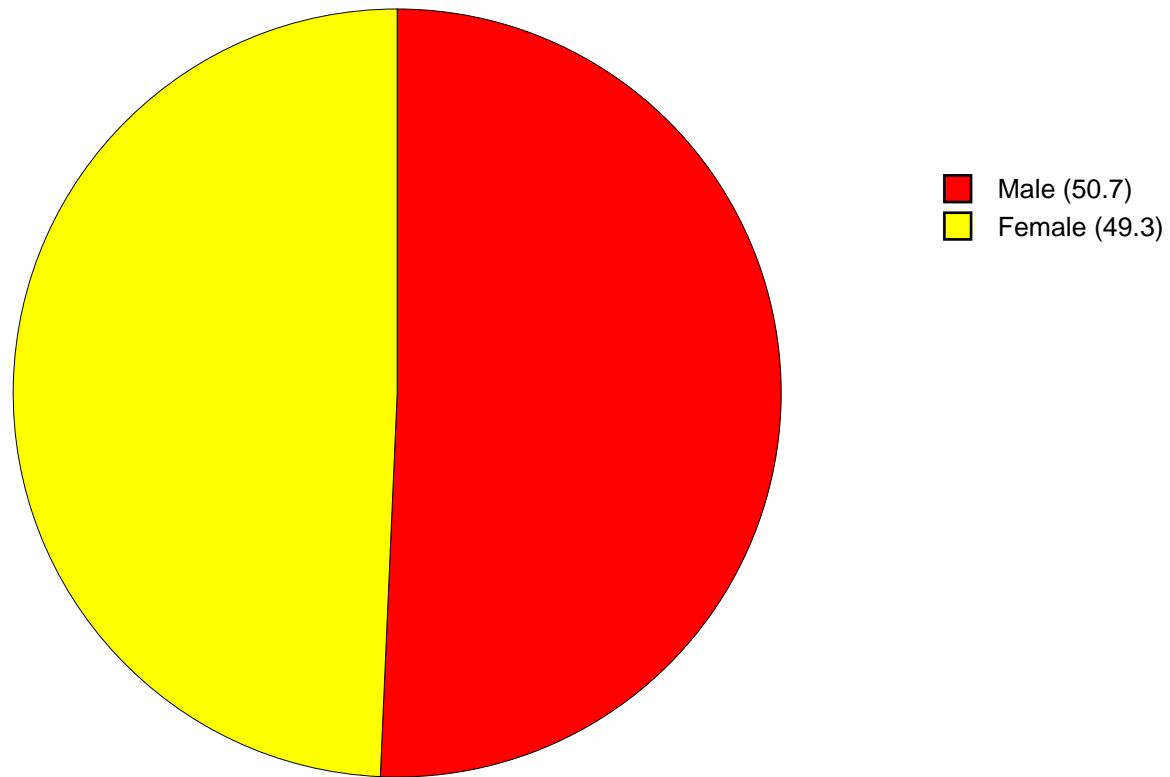


Figure 2: Gender Chart

Age Chart

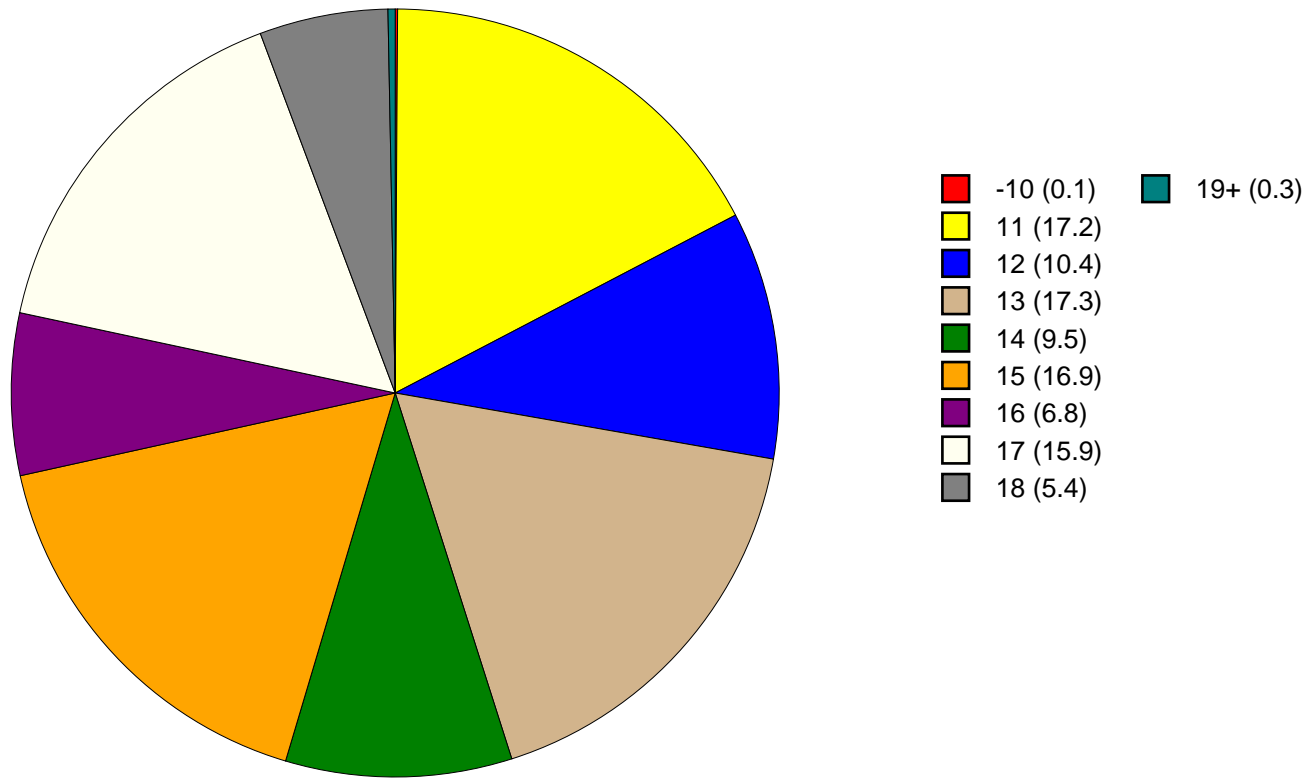


Figure 3: Age Chart

Ethnic Origin Chart

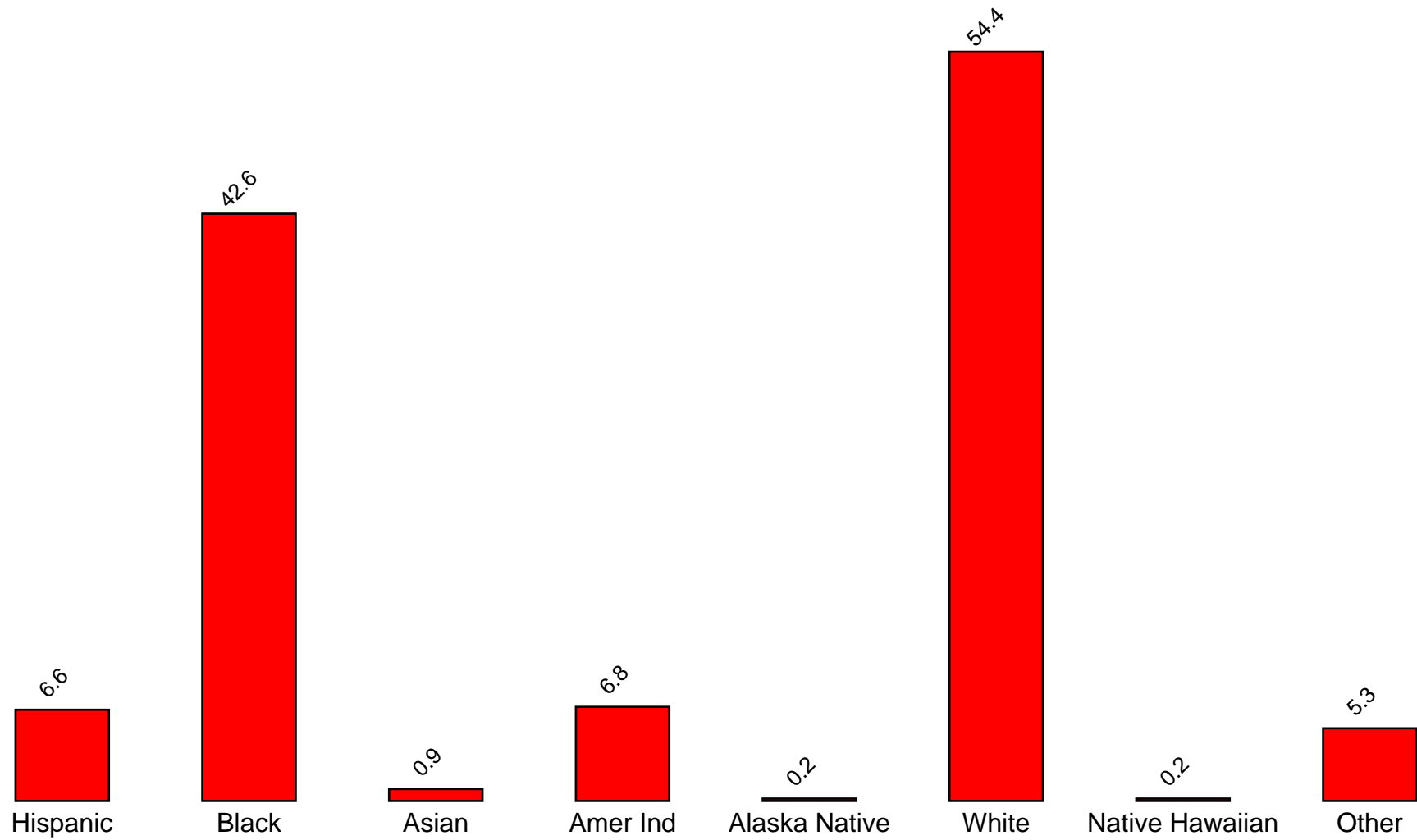


Figure 4: Ethnic Origin Chart

2 PERCENTAGE TABLES

The following tables contain frequency distribution detailing how your students responded to each question on the survey. The tables appear in the same order as the questions on the survey. The tables include breakdowns by grade level as well as overall percentages. The *N of Valid* row is a frequency count of the number of valid responses to each question for each grade and overall. The *N of Miss* row is a frequency count of the number of invalid (marked more than one response) or missing (i.e. did not respond) responses to each question for each grade and overall.

For the questions that allowed more than one response (i.e. race, live with, etc.) each response becomes a separate table. If a student did not mark the response, that was counted as a NO response, and if they did mark the response, that was counted as a YES response. Since a non response is a valid response for these questions, the *N of Miss* will always be zero for these questions.

Table 1: Sex

Response	6	8	10	12	Total	
Male	46.3	49.4	57.8	50.2	50.7	
Female	53.7	50.6	42.2	49.8	49.3	
N of Valid	328	310	277	237	1152	
N of Miss	2	2	1	0	5	

Table 2: Age

Response	6	8	10	12	Total	
10 or younger	0.3	0.0	0.0	0.0	0.1	
11	60.7	0.0	0.0	0.0	17.2	
12	36.0	0.6	0.0	0.0	10.4	
13	3.0	61.1	0.0	0.0	17.3	
14	0.0	35.0	0.4	0.0	9.5	
15	0.0	3.2	66.5	0.0	16.9	
16	0.0	0.0	28.4	0.0	6.8	
17	0.0	0.0	4.7	72.2	15.9	
18	0.0	0.0	0.0	26.2	5.4	
19 or older	0.0	0.0	0.0	1.7	0.3	
N of Valid	328	311	278	237	1154	
N of Miss	2	1	0	0	3	

Table 3: Are you Hispanic or Latino?

Response	6	8	10	12	Total	
No	91.6	94.6	93.7	93.6	93.4	
Yes	8.4	5.4	6.3	6.4	6.6	
N of Valid	299	298	270	236	1103	
N of Miss	31	14	8	1	54	

Table 4: What is your race? Black or African American



Response	6	8	10	12	Total	
No	60.6	61.2	53.2	52.7	57.4	
Yes	39.4	38.8	46.8	47.3	42.6	
N of Valid	330	312	278	237	1157	
N of Miss	0	0	0	0	0	

Table 5: What is your race? Asian



Response	6	8	10	12	Total	
No	99.1	99.4	99.3	98.7	99.1	
Yes	0.9	0.6	0.7	1.3	0.9	
N of Valid	330	312	278	237	1157	
N of Miss	0	0	0	0	0	

Table 6: What is your race? American Indian



Response	6	8	10	12	Total	
No	94.2	92.3	92.8	93.2	93.2	
Yes	5.8	7.7	7.2	6.8	6.8	
N of Valid	330	312	278	237	1157	
N of Miss	0	0	0	0	0	

Table 7: What is your race? Alaska Native



Response	6	8	10	12	Total	
No	100.0	100.0	99.6	99.6	99.8	
Yes	0.0	0.0	0.4	0.4	0.2	
N of Valid	330	312	278	237	1157	
N of Miss	0	0	0	0	0	

Table 8: What is your race? White



Response	6	8	10	12	Total	
No	47.9	40.7	46.4	48.1	45.6	
Yes	52.1	59.3	53.6	51.9	54.4	
N of Valid	330	312	278	237	1157	
N of Miss	0	0	0	0	0	

Table 9: What is your race? Native Hawaiian or Other Pacific Islander



Response	6	8	10	12	Total	
No	99.7	100.0	99.6	100.0	99.8	
Yes	0.3	0.0	0.4	0.0	0.2	
N of Valid	330	312	278	237	1157	
N of Miss	0	0	0	0	0	

Table 10: What is your race? Other



Response	6	8	10	12	Total	
No	93.9	94.9	94.6	95.8	94.7	
Yes	6.1	5.1	5.4	4.2	5.3	
N of Valid	330	312	278	237	1157	
N of Miss	0	0	0	0	0	

Table 11: What is the highest level of schooling completed by your mother or father?









Response	6	8	10	12	Total	
Completed grade school or less	2.6	2.6	2.2	0.9	2.1	
Some high school	3.5	7.8	9.5	12.0	7.9	
Completed high school	15.1	15.6	24.0	23.5	19.1	
Some college	11.6	18.2	19.3	25.2	18.1	
Completed college	26.0	22.7	24.7	21.4	23.8	
Graduate or professional school after college	9.3	6.2	7.6	7.7	7.7	
Don't know	30.9	26.0	10.9	9.0	20.1	
Does not apply	1.0	1.0	1.8	0.4	1.1	
N of Valid	311	308	275	234	1128	
N of Miss	19	4	3	3	29	

Table 12: Think of where you live most of the time. Which of the following people live there with you? Mother



Response	6	8	10	12	Total	
No	14.5	13.5	19.4	16.5	15.8	
Yes	85.5	86.5	80.6	83.5	84.2	
N of Valid	330	312	278	237	1157	
N of Miss	0	0	0	0	0	

Table 13: Think of where you live most of the time. Which of the following people live there with you? Stepmother



Response	6	8	10	12	Total	
No	92.7	97.4	91.4	93.2	93.8	
Yes	7.3	2.6	8.6	6.8	6.2	
N of Valid	330	312	278	237	1157	
N of Miss	0	0	0	0	0	

Table 14: Think of where you live most of the time. Which of the following people live there with you? Foster Mother



Response	6	8	10	12	Total	
No	100.0	100.0	99.6	100.0	99.9	
Yes	0.0	0.0	0.4	0.0	0.1	
N of Valid	330	312	278	237	1157	
N of Miss	0	0	0	0	0	

Table 15: Think of where you live most of the time. Which of the following people live there with you? Grandmother



Response	6	8	10	12	Total	
No	83.0	85.9	84.2	91.6	85.8	
Yes	17.0	14.1	15.8	8.4	14.2	
N of Valid	330	312	278	237	1157	
N of Miss	0	0	0	0	0	

Table 16: Think of where you live most of the time. Which of the following people live there with you? Aunt



Response	6	8	10	12	Total	
No	94.2	96.8	96.4	97.0	96.0	
Yes	5.8	3.2	3.6	3.0	4.0	
N of Valid	330	312	278	237	1157	
N of Miss	0	0	0	0	0	

Table 17: Think of where you live most of the time. Which of the following people live there with you? Father



Response	6	8	10	12	Total	
No	47.6	59.0	62.6	55.3	55.8	
Yes	52.4	41.0	37.4	44.7	44.2	
N of Valid	330	312	278	237	1157	
N of Miss	0	0	0	0	0	

Table 18: Think of where you live most of the time. Which of the following people live there with you? Stepfather



Response	6	8	10	12	Total	
No	82.4	79.5	80.6	82.3	81.2	
Yes	17.6	20.5	19.4	17.7	18.8	
N of Valid	330	312	278	237	1157	
N of Miss	0	0	0	0	0	

Table 19: Think of where you live most of the time. Which of the following people live there with you? Foster Father



Response	6	8	10	12	Total	
No	100.0	99.7	100.0	100.0	99.9	
Yes	0.0	0.3	0.0	0.0	0.1	
N of Valid	330	312	278	237	1157	
N of Miss	0	0	0	0	0	

Table 20: Think of where you live most of the time. Which of the following people live there with you? Grandfather



Response	6	8	10	12	Total	
No	91.2	91.7	94.2	96.2	93.1	
Yes	8.8	8.3	5.8	3.8	6.9	
N of Valid	330	312	278	237	1157	
N of Miss	0	0	0	0	0	

Table 21: Think of where you live most of the time. Which of the following people live there with you? Uncle



Response	6	8	10	12	Total	
No	95.8	97.1	96.8	97.5	96.7	
Yes	4.2	2.9	3.2	2.5	3.3	
N of Valid	330	312	278	237	1157	
N of Miss	0	0	0	0	0	

Table 22: Think of where you live most of the time. Which of the following people live there with you? Other Adults

Response	6	8	10	12	Total	
No	97.9	98.7	97.1	95.8	97.5	
Yes	2.1	1.3	2.9	4.2	2.5	
N of Valid	330	312	278	237	1157	
N of Miss	0	0	0	0	0	

Table 23: Think of where you live most of the time. Which of the following people live there with you? Brother(s)

Response	6	8	10	12	Total	
No	53.6	52.9	61.9	61.2	57.0	
Yes	46.4	47.1	38.1	38.8	43.0	
N of Valid	330	312	278	237	1157	
N of Miss	0	0	0	0	0	

Table 24: Think of where you live most of the time. Which of the following people live there with you? Stepbrother(s)

Response	6	8	10	12	Total	
No	93.3	94.6	92.8	95.8	94.0	
Yes	6.7	5.4	7.2	4.2	6.0	
N of Valid	330	312	278	237	1157	
N of Miss	0	0	0	0	0	

Table 25: Think of where you live most of the time. Which of the following people live there with you? Sister(s)

Response	6	8	10	12	Total	
No	53.0	55.1	59.4	67.1	58.0	
Yes	47.0	44.9	40.6	32.9	42.0	
N of Valid	330	312	278	237	1157	
N of Miss	0	0	0	0	0	

Table 26: Think of where you live most of the time. Which of the following people live there with you? Stepsister(s)



Response	6	8	10	12	Total	
No	94.5	95.2	95.7	96.6	95.4	
Yes	5.5	4.8	4.3	3.4	4.6	
N of Valid	330	312	278	237	1157	
N of Miss	0	0	0	0	0	

Table 27: Think of where you live most of the time. Which of the following people live there with you? Other Children



Response	6	8	10	12	Total	
No	94.8	97.1	93.9	93.2	94.9	
Yes	5.2	2.9	6.1	6.8	5.1	
N of Valid	330	312	278	237	1157	
N of Miss	0	0	0	0	0	

Table 28: In my school, students have lots of chances to help decide things like class activities and rules.





Response	6	8	10	12	Total	
NO!	17.9	24.4	23.7	26.5	22.8	
no	32.4	37.7	35.7	32.9	34.7	
yes	41.4	32.8	35.3	31.2	35.5	
YES!	8.3	5.2	5.3	9.4	7.0	
N of Valid	324	308	266	234	1132	
N of Miss	6	4	12	3	25	

Table 29: Teachers ask me to work on special classroom projects.





Response	6	8	10	12	Total	
NO!	15.7	10.7	10.8	11.9	12.4	
no	30.2	38.1	41.6	40.3	37.1	
yes	39.2	43.6	40.1	40.7	40.9	
YES!	14.8	7.5	7.4	7.2	9.5	
N of Valid	324	307	269	236	1136	
N of Miss	6	5	9	1	21	

Table 30: My teacher(s) notices when I am doing a good job and lets me know about it.





Response	6	8	10	12	Total	
NO!	7.8	6.8	7.4	6.0	7.0	
no	12.7	18.4	22.5	23.8	18.9	
yes	43.8	51.1	53.5	45.5	48.5	
YES!	35.7	23.6	16.6	24.7	25.6	
N of Valid	322	309	271	235	1137	
N of Miss	8	3	7	2	20	

Table 31: There are lots of chances for students in my school to get involved in sports, clubs, and other school activities outside of class.





Response	6	8	10	12	Total	
NO!	9.0	3.9	2.2	4.3	5.0	
no	13.0	16.6	7.8	8.1	11.7	
yes	43.8	41.7	37.4	37.4	40.4	
YES!	34.3	37.8	52.6	50.2	42.9	
N of Valid	324	307	270	235	1136	
N of Miss	6	5	8	2	21	

Table 32: There are lots of chances for students in my school to talk with a teacher one-on-one.





Response	6	8	10	12	Total	
NO!	9.4	9.8	8.1	5.6	8.4	
no	22.0	24.9	22.9	26.2	23.9	
yes	37.7	44.9	47.2	50.6	44.6	
YES!	30.8	20.3	21.8	17.6	23.1	
N of Valid	318	305	271	233	1127	
N of Miss	12	7	7	4	30	

Table 33: I feel safe at my school.

Response	6	8	10	12	Total	
NO!	13.3	17.7	10.3	7.2	12.5	
no	19.2	23.0	18.0	19.1	19.9	
yes	38.7	44.6	61.8	53.6	48.9	
YES!	28.8	14.8	9.9	20.0	18.7	
N of Valid	323	305	272	235	1135	
N of Miss	7	7	6	2	22	

Table 34: The school lets my parents know when I have done something well.

Response	6	8	10	12	Total	
NO!	16.4	23.5	23.9	24.4	21.8	
no	28.7	38.6	43.7	44.0	38.1	
yes	32.2	26.5	24.6	26.1	27.6	
YES!	22.7	11.4	7.8	5.6	12.5	
N of Valid	317	306	268	234	1125	
N of Miss	13	6	10	3	32	

Table 35: My teachers praise me when I work hard in school.

Response	6	8	10	12	Total	
NO!	17.7	19.0	17.3	18.9	18.2	
no	24.0	36.6	39.5	40.3	34.5	
yes	39.7	30.7	36.1	32.6	34.9	
YES!	18.6	13.7	7.1	8.2	12.4	
N of Valid	317	306	266	233	1122	
N of Miss	13	6	12	4	35	

Table 36: Are your school grades better than the grades of most students in your class?

Response	6	8	10	12	Total
NO!	6.9	7.2	2.6	3.9	5.3
no	19.1	27.1	26.3	19.3	23.0
yes	50.2	44.1	55.6	51.1	50.0
YES!	23.8	21.6	15.4	25.8	21.6
N of Valid	319	306	266	233	1124
N of Miss	11	6	12	4	33

Table 37: I have lots of chances to be part of class discussions or activities.

Response	6	8	10	12	Total
NO!	8.7	5.2	6.3	1.7	5.7
no	18.6	19.2	17.1	16.7	18.0
yes	39.4	49.5	58.0	59.7	50.8
YES!	33.2	26.1	18.6	21.9	25.5
N of Valid	322	307	269	233	1131
N of Miss	8	5	9	4	26

Table 38: Now thinking back over the past year in school, how often did you: enjoy being in school?

Response	6	8	10	12	Total
Never	8.7	10.7	7.3	5.9	8.3
Seldom	9.0	12.7	13.2	15.2	12.3
Sometimes	39.1	46.8	48.0	45.1	44.6
Often	23.3	19.8	19.4	27.8	22.4
Almost always	19.9	10.1	12.1	5.9	12.5
N of Valid	322	308	273	237	1140
N of Miss	8	4	5	0	17

Table 39: Now thinking back over the past year in school, how often did you: hate being in school?






Response	6	8	10	12	Total	
Never	19.1	6.8	9.1	4.2	10.3	
Seldom	18.8	19.5	20.4	22.4	20.1	
Sometimes	36.9	41.4	41.2	40.1	39.8	
Often	14.7	21.2	16.8	24.1	18.9	
Almost always	10.6	11.1	12.4	9.3	10.9	
N of Valid	320	307	274	237	1138	
N of Miss	10	5	4	0	19	

Table 40: Now thinking back over the past year in school, how often did you: try to do your best work in school?






Response	6	8	10	12	Total	
Never	0.3	0.3	1.5	0.0	0.5	
Seldom	1.3	2.0	3.7	1.7	2.1	
Sometimes	4.4	14.0	13.2	12.7	10.9	
Often	15.1	29.0	36.6	39.4	29.1	
Almost always	78.9	54.7	45.1	46.2	57.4	
N of Valid	317	307	273	236	1133	
N of Miss	13	5	5	1	24	

Table 41: How often do you feel that the school work you are assigned is meaningful and important?






Response	6	8	10	12	Total	
Never	5.0	8.5	9.6	7.2	7.5	
Seldom	8.1	19.6	20.2	19.5	16.5	
Sometimes	23.1	29.7	36.0	38.6	31.2	
Often	30.8	27.1	24.6	23.7	26.9	
Almost always	33.0	15.0	9.6	11.0	18.0	
N of Valid	321	306	272	236	1135	
N of Miss	9	6	6	1	22	

Table 42: Putting them all together, what were your grades like last year?






Response	6	8	10	12	Total	
Mostly F's	0.7	1.0	1.1	0.0	0.7	
Mostly D's	1.4	3.1	5.2	2.6	3.0	
Mostly C's	9.2	15.0	23.2	20.3	16.6	
Mostly B's	38.1	43.7	44.6	44.4	42.5	
Mostly A's	50.7	37.2	25.8	32.8	37.1	
N of Valid	294	293	267	232	1086	
N of Miss	36	19	11	5	71	

Table 43: How important do you think the things you are learning in school are going to be for your later life?






Response	6	8	10	12	Total	
Very important	58.3	33.7	23.7	15.7	34.6	
Quite important	23.3	29.1	23.4	28.1	25.9	
Fairly important	12.3	21.0	31.0	31.9	23.2	
Slightly important	4.0	14.6	17.5	20.4	13.5	
Not at all important	2.1	1.6	4.4	3.8	2.9	
N of Valid	326	309	274	235	1144	
N of Miss	4	3	4	2	13	

Table 44: How interesting are most of your courses to you?






Response	6	8	10	12	Total	
Very interesting and stimulating	23.7	11.3	9.6	11.5	14.4	
Quite interesting	33.4	25.8	27.3	26.9	28.5	
Fairly interesting	27.8	37.7	40.2	37.2	35.4	
Slightly dull	9.5	16.8	14.0	19.7	14.7	
Very dull	5.7	8.4	8.9	4.7	7.0	
N of Valid	317	310	271	234	1132	
N of Miss	13	2	7	3	25	

Table 45: During the LAST FOUR WEEKS how many whole days of school have you missed because you skipped or 'cut'?








Response	6	8	10	12	Total	
None	75.0	77.3	74.3	66.5	73.7	
1	10.0	6.8	7.7	14.8	9.6	
2	5.9	5.2	5.9	5.9	5.7	
3	5.3	5.2	5.5	7.6	5.8	
04/05/13	2.2	3.6	3.3	3.4	3.1	
06/10/13	0.9	1.0	1.5	1.3	1.1	
11 or more	0.6	1.0	1.8	0.4	1.0	
N of Valid	320	309	272	236	1137	
N of Miss	10	3	6	1	20	

Table 46: What are the chances you would be seen as cool if you: smoked cigarettes?






Response	6	8	10	12	Total	
No or very little chance	87.5	73.0	61.0	50.0	69.4	
Little chance	6.1	12.2	17.2	23.1	14.0	
Some chance	2.6	7.9	12.4	17.9	9.6	
Pretty good chance	1.3	4.9	6.7	7.3	4.8	
Very good chance	2.6	2.0	2.6	1.7	2.2	
N of Valid	313	304	267	234	1118	
N of Miss	17	8	11	3	39	

Table 47: What are the chances you would be seen as cool if you: worked hard at school?






Response	6	8	10	12	Total	
No or very little chance	8.7	13.7	11.6	10.3	11.1	
Little chance	5.9	17.6	14.2	22.6	14.5	
Some chance	10.6	19.6	22.5	27.8	19.4	
Pretty good chance	22.4	22.9	27.3	20.1	23.2	
Very good chance	52.3	26.1	24.3	19.2	31.7	
N of Valid	321	306	267	234	1128	
N of Miss	9	6	11	3	29	

Table 48: What are the chances you would be seen as cool if you: began drinking alcoholic beverages regularly, that is, at least once or twice a month?






Response	6	8	10	12	Total	
No or very little chance	84.1	63.0	48.5	36.6	59.9	
Little chance	8.6	16.2	15.7	17.0	14.1	
Some chance	2.5	9.6	17.2	21.7	12.0	
Pretty good chance	1.6	8.6	13.8	17.4	9.7	
Very good chance	3.2	2.6	4.9	7.2	4.3	
N of Valid	314	303	268	235	1120	
N of Miss	16	9	10	2	37	

Table 49: What are the chances you would be seen as cool if you: defended someone who was being verbally abused at school?






Response	6	8	10	12	Total	
No or very little chance	17.8	23.9	18.0	15.0	18.9	
Little chance	6.1	12.3	12.8	12.8	10.8	
Some chance	11.8	20.9	26.3	24.4	20.4	
Pretty good chance	19.7	20.6	20.3	29.9	22.2	
Very good chance	44.6	22.3	22.6	17.9	27.7	
N of Valid	314	301	266	234	1115	
N of Miss	16	11	12	3	42	

Table 50: What are the chances you would be seen as cool if you: smoked marijuana?






Response	6	8	10	12	Total	
No or very little chance	90.7	68.0	46.6	36.3	62.6	
Little chance	4.2	8.9	12.0	12.4	9.1	
Some chance	1.3	7.3	16.9	17.1	9.9	
Pretty good chance	1.0	6.9	12.4	13.2	7.9	
Very good chance	2.9	8.9	12.0	20.9	10.5	
N of Valid	313	303	266	234	1116	
N of Miss	17	9	12	3	41	

Table 51: What are the chances you would be seen as cool if you: carried a handgun?






Response	6	8	10	12	Total	
No or very little chance	81.6	75.2	72.8	68.1	74.9	
Little chance	7.9	7.9	10.1	14.5	9.8	
Some chance	2.5	7.6	6.3	10.6	6.5	
Pretty good chance	1.3	4.6	5.6	3.0	3.6	
Very good chance	6.7	4.6	5.2	3.8	5.2	
N of Valid	315	303	268	235	1121	
N of Miss	15	9	10	2	36	

Table 52: Think of your four best friends (the friends you feel closest to). In the past year (12 months), how many of your best friends have: participated in clubs, organizations or activities at school?






Response	6	8	10	12	Total	
0	12.5	16.3	11.9	13.9	13.7	
1	13.2	14.4	11.1	15.2	13.5	
2	14.1	14.1	18.8	22.8	17.0	
3	10.3	17.6	14.2	11.0	13.4	
4	49.8	37.6	44.1	37.1	42.4	
N of Valid	311	306	261	237	1115	
N of Miss	19	6	17	0	42	

Table 53: Think of your four best friends (the friends you feel closest to). In the past year (12 months), how many of your best friends have: smoked cigarettes?






Response	6	8	10	12	Total	
0	90.6	74.1	59.2	46.2	69.3	
1	5.2	9.5	19.8	18.2	12.6	
2	1.0	8.2	8.8	13.6	7.5	
3	1.0	2.6	6.5	8.9	4.4	
4	2.3	5.6	5.7	13.1	6.3	
N of Valid	310	305	262	236	1113	
N of Miss	20	7	16	1	44	

Table 54: Think of your four best friends (the friends you feel closest to). In the past year (12 months), how many of your best friends have: tried beer, wine or hard liquor (for example, vodka, whiskey, or gin) when their parents didn't know about it?






Response	6	8	10	12	Total	
0	80.6	57.0	41.4	29.8	54.1	
1	8.1	15.0	14.1	11.1	12.0	
2	5.5	10.1	14.4	17.0	11.3	
3	1.0	4.9	10.3	8.9	5.9	
4	4.9	13.0	19.8	33.2	16.6	
N of Valid	309	307	263	235	1114	
N of Miss	21	5	15	2	43	

Table 55: Think of your four best friends (the friends you feel closest to). In the past year (12 months), how many of your best friends have: made a commitment to stay drug-free?






Response	6	8	10	12	Total	
0	14.9	22.5	33.2	41.5	27.0	
1	7.6	8.8	13.7	20.1	12.0	
2	6.9	8.5	12.6	8.5	9.0	
3	8.9	12.7	11.1	7.7	10.2	
4	61.7	47.4	29.4	22.2	41.7	
N of Valid	303	306	262	234	1105	
N of Miss	27	6	16	3	52	

Table 56: Think of your four best friends (the friends you feel closest to). In the past year (12 months), how many of your best friends have: used marijuana?






Response	6	8	10	12	Total	
0	94.1	73.0	48.9	36.1	65.3	
1	3.3	11.2	19.7	14.2	11.7	
2	1.6	5.3	11.0	13.7	7.4	
3	0.7	2.3	8.3	10.7	5.1	
4	0.3	8.2	12.1	25.3	10.6	
N of Valid	306	304	264	233	1107	
N of Miss	24	8	14	4	50	

Table 57: Think of your four best friends (the friends you feel closest to). In the past year (12 months), how many of your best friends have: used prescription drugs or non-prescription drugs for the purposes of getting high?






Response	6	8	10	12	Total	
0	92.9	85.7	76.3	64.1	80.9	
1	4.5	4.6	9.2	8.4	6.5	
2	1.6	3.3	6.9	14.3	6.0	
3	0.3	3.3	3.8	3.8	2.7	
4	0.6	3.3	3.8	9.3	3.9	
N of Valid	308	307	262	237	1114	
N of Miss	22	5	16	0	43	

Table 58: Think of your four best friends (the friends you feel closest to). In the past year (12 months), how many of your best friends have: used synthetic marijuana (K2, spice) or bath salts?






Response	6	8	10	12	Total	
0	97.4	90.5	82.9	67.8	85.8	
1	0.3	4.9	10.6	7.6	5.6	
2	1.6	3.0	2.7	11.0	4.2	
3	0.7	0.0	2.3	5.5	1.9	
4	0.0	1.6	1.5	8.1	2.5	
N of Valid	307	305	263	236	1111	
N of Miss	23	7	15	1	46	

Table 59: Think of your four best friends (the friends you feel closest to). In the past year (12 months), how many of your best friends have: used LSD, cocaine, amphetamines, or other illegal drugs?






Response	6	8	10	12	Total	
0	96.4	92.1	87.7	86.0	90.9	
1	1.7	4.3	5.8	6.4	4.4	
2	1.3	0.7	2.3	5.5	2.3	
3	0.0	1.3	2.3	0.4	1.0	
4	0.7	1.7	1.9	1.7	1.5	
N of Valid	303	303	260	235	1101	
N of Miss	27	9	18	2	56	

Table 60: Think of your four best friends (the friends you feel closest to). In the past year (12 months), how many of your best friends have: tried to do well in school?






Response	6	8	10	12	Total	
0	3.9	3.3	6.2	6.4	4.8	
1	4.9	7.8	6.6	3.0	5.7	
2	4.9	7.8	12.7	13.6	9.4	
3	15.0	17.9	18.1	21.6	17.9	
4	71.3	63.2	56.4	55.5	62.2	
N of Valid	307	307	259	236	1109	
N of Miss	23	5	19	1	48	

Table 61: Think of your four best friends (the friends you feel closest to). In the past year (12 months), how many of your best friends have: been suspended from school?






Response	6	8	10	12	Total	
0	64.1	62.0	70.6	73.0	66.9	
1	17.6	17.4	14.9	14.3	16.2	
2	7.5	12.1	6.1	6.8	8.3	
3	3.3	2.6	3.1	2.5	2.9	
4	7.5	5.9	5.3	3.4	5.7	
N of Valid	306	305	262	237	1110	
N of Miss	24	7	16	0	47	

Table 62: Think of your four best friends (the friends you feel closest to). In the past year (12 months), how many of your best friends have: liked school?






Response	6	8	10	12	Total	
0	18.6	31.6	30.3	28.7	27.1	
1	13.0	15.0	14.6	11.4	13.6	
2	16.3	22.5	23.0	26.2	21.7	
3	17.3	13.7	16.9	17.3	16.2	
4	34.9	17.3	15.3	16.5	21.5	
N of Valid	307	307	261	237	1112	
N of Miss	23	5	17	0	45	

Table 63: Think of your four best friends (the friends you feel closest to). In the past year (12 months), how many of your best friends have: carried a handgun?






Response	6	8	10	12	Total	
0	91.3	88.3	90.8	89.0	89.9	
1	3.9	5.8	4.6	4.6	4.7	
2	1.6	2.9	1.5	3.8	2.4	
3	1.0	1.3	0.8	0.4	0.9	
4	2.3	1.6	2.3	2.1	2.1	
N of Valid	311	308	261	237	1117	
N of Miss	19	4	17	0	40	

Table 64: Think of your four best friends (the friends you feel closest to). In the past year (12 months), how many of your best friends have: sold illegal drugs?






Response	6	8	10	12	Total	
0	96.0	87.7	85.2	75.5	86.8	
1	2.3	6.8	8.7	15.6	7.9	
2	0.7	2.9	3.4	5.9	3.1	
3	0.7	1.0	0.8	0.8	0.8	
4	0.3	1.6	1.9	2.1	1.4	
N of Valid	303	308	264	237	1112	
N of Miss	27	4	14	0	45	

Table 65: Think of your four best friends (the friends you feel closest to). In the past year (12 months), how many of your best friends have: regularly attended religious services?






Response	6	8	10	12	Total	
0	31.6	24.4	29.1	22.1	27.0	
1	8.9	10.1	16.9	18.7	13.3	
2	10.7	16.6	15.3	21.3	15.7	
3	10.0	17.9	16.5	18.3	15.5	
4	38.8	30.9	22.2	19.6	28.5	
N of Valid	291	307	261	235	1094	
N of Miss	39	5	17	2	63	

Table 66: Think of your four best friends (the friends you feel closest to). In the past year (12 months), how many of your best friends have: stolen or tried to steal a motor vehicle such as a car or motorcycle?

Response	6	8	10	12	Total	
0	96.1	91.9	92.0	91.9	93.1	
1	1.6	3.6	4.5	5.1	3.6	
2	1.9	1.6	0.0	1.3	1.3	
3	0.3	1.3	1.5	0.8	1.0	
4	0.0	1.6	1.9	0.8	1.1	
N of Valid	308	307	264	236	1115	
N of Miss	22	5	14	1	42	

Table 67: Think of your four best friends (the friends you feel closest to). In the past year (12 months), how many of your best friends have: been arrested?

Response	6	8	10	12	Total	
0	90.6	82.0	79.5	77.2	82.7	
1	6.8	9.2	10.3	9.7	8.9	
2	1.6	4.2	4.6	5.1	3.8	
3	0.7	2.0	1.5	3.4	1.8	
4	0.3	2.6	4.2	4.6	2.8	
N of Valid	307	306	263	237	1113	
N of Miss	23	6	15	0	44	

Table 68: Think of your four best friends (the friends you feel closest to). In the past year (12 months), how many of your best friends have: dropped out of school?

Response	6	8	10	12	Total	
0	91.2	92.2	90.8	91.1	91.4	
1	5.2	5.6	5.0	5.1	5.2	
2	2.3	1.0	1.5	3.0	1.9	
3	0.3	0.3	1.9	0.4	0.7	
4	1.0	1.0	0.8	0.4	0.8	
N of Valid	306	306	262	237	1111	
N of Miss	24	6	16	0	46	

Table 69: Think of your four best friends (the friends you feel closest to). In the past year (12 months), how many of your best friends have: been members of a gang?






Response	6	8	10	12	Total	
0	90.5	85.0	80.9	84.8	85.5	
1	2.3	6.5	6.9	3.4	4.8	
2	3.6	3.6	4.2	3.4	3.7	
3	1.0	1.6	2.7	2.1	1.8	
4	2.6	3.3	5.3	6.3	4.2	
N of Valid	304	306	262	237	1109	
N of Miss	26	6	16	0	48	

Table 70: How old were you when you first: smoked marijuana?










Response	6	8	10	12	Total	
Never	99.1	86.3	71.7	50.2	78.9	
10 or younger	0.3	1.0	3.0	2.1	1.5	
11	0.0	2.9	0.8	0.9	1.2	
12	0.6	2.9	1.9	3.4	2.1	
13	0.0	4.9	5.3	4.3	3.5	
14	0.0	1.6	6.4	11.2	4.3	
15	0.0	0.3	9.8	7.3	3.9	
16	0.0	0.0	1.1	12.4	2.9	
17 or older	0.0	0.0	0.0	8.2	1.7	
N of Valid	316	306	265	233	1120	
N of Miss	14	6	13	4	37	

Table 71: How old were you when you first: smoked a cigarette, even just a puff?










Response	6	8	10	12	Total	
Never	87.4	73.4	67.7	44.6	70.1	
10 or younger	7.2	7.9	8.6	8.2	7.9	
11	4.4	4.3	1.9	3.9	3.7	
12	0.9	6.6	5.6	5.6	4.5	
13	0.0	7.2	4.5	3.0	3.7	
14	0.0	0.7	4.9	7.7	2.9	
15	0.0	0.0	5.6	6.9	2.8	
16	0.0	0.0	1.1	12.4	2.9	
17 or older	0.0	0.0	0.0	7.7	1.6	
N of Valid	318	305	266	233	1122	
N of Miss	12	7	12	4	35	

Table 72: How old were you when you first: had more than a sip or two of beer, wine or hard liquor (for example, vodka, whiskey, or gin)?










Response	6	8	10	12	Total	
Never	78.4	53.0	44.2	31.3	53.5	
10 or younger	13.3	18.0	10.9	9.4	13.2	
11	6.7	6.0	3.4	0.9	4.5	
12	1.3	6.7	4.9	4.7	4.3	
13	0.3	13.7	11.6	8.6	8.3	
14	0.0	2.7	14.2	9.0	6.0	
15	0.0	0.0	8.6	11.6	4.5	
16	0.0	0.0	2.2	14.2	3.5	
17 or older	0.0	0.0	0.0	10.3	2.2	
N of Valid	315	300	267	233	1115	
N of Miss	15	12	11	4	42	

Table 73: How old were you when you first: began drinking alcoholic beverages regularly, that is, at least once or twice a month?










Response	6	8	10	12	Total	
Never	97.8	91.2	80.1	67.7	85.5	
10 or younger	1.3	1.3	1.9	0.9	1.3	
11	0.3	2.3	0.0	0.4	0.8	
12	0.3	1.3	0.7	0.9	0.8	
13	0.0	3.6	1.5	0.4	1.4	
14	0.0	0.0	5.6	3.4	2.1	
15	0.0	0.3	7.5	6.0	3.1	
16	0.0	0.0	2.2	12.9	3.2	
17 or older	0.3	0.0	0.4	7.3	1.7	
N of Valid	316	306	267	232	1121	
N of Miss	14	6	11	5	36	

Table 74: How old were you when you first: used Daztrex?


Response	6	8	10	12	Total	
Never	100.0	100.0	100.0	100.0	100.0	
10 or younger	0.0	0.0	0.0	0.0	0.0	
11	0.0	0.0	0.0	0.0	0.0	
12	0.0	0.0	0.0	0.0	0.0	
13	0.0	0.0	0.0	0.0	0.0	
14	0.0	0.0	0.0	0.0	0.0	
15	0.0	0.0	0.0	0.0	0.0	
16	0.0	0.0	0.0	0.0	0.0	
17 or older	0.0	0.0	0.0	0.0	0.0	
N of Valid	312	304	267	230	1113	
N of Miss	18	8	11	7	44	

Table 75: How old were you when you first: got suspended from school?










Response	6	8	10	12	Total	
Never	86.8	82.0	75.0	75.4	80.3	
10 or younger	8.5	5.6	6.3	5.6	6.6	
11	4.1	4.6	4.1	0.4	3.5	
12	0.3	4.3	3.7	3.4	2.8	
13	0.3	3.0	4.1	2.2	2.3	
14	0.0	0.7	3.7	3.4	1.8	
15	0.0	0.0	3.0	4.3	1.6	
16	0.0	0.0	0.0	3.4	0.7	
17 or older	0.0	0.0	0.0	1.7	0.4	
N of Valid	319	305	268	232	1124	
N of Miss	11	7	10	5	33	

Table 76: How old were you when you first: got arrested?










Response	6	8	10	12	Total	
Never	98.1	95.4	89.5	87.4	93.1	
10 or younger	1.3	0.3	1.1	0.0	0.7	
11	0.6	0.0	0.7	0.4	0.4	
12	0.0	1.3	1.1	0.0	0.6	
13	0.0	2.0	0.7	1.7	1.1	
14	0.0	1.0	3.4	1.3	1.3	
15	0.0	0.0	2.6	1.3	0.9	
16	0.0	0.0	0.4	3.9	0.9	
17 or older	0.0	0.0	0.4	3.9	0.9	
N of Valid	318	306	267	231	1122	
N of Miss	12	6	11	6	35	

Table 77: How old were you when you first: carried a handgun?










Response	6	8	10	12	Total	
Never	94.6	94.1	95.1	93.1	94.3	
10 or younger	2.8	1.0	1.5	1.7	1.8	
11	2.5	1.0	0.0	0.0	1.0	
12	0.0	2.0	1.1	0.9	1.0	
13	0.0	2.0	0.8	0.0	0.7	
14	0.0	0.0	0.8	0.4	0.3	
15	0.0	0.0	0.8	0.4	0.3	
16	0.0	0.0	0.0	1.3	0.3	
17 or older	0.0	0.0	0.0	2.2	0.4	
N of Valid	317	304	264	232	1117	
N of Miss	13	8	14	5	40	

Table 78: How old were you when you first: attacked someone with the idea of seriously hurting them?










Response	6	8	10	12	Total	
Never	86.2	77.1	78.3	80.3	80.6	
10 or younger	6.9	5.2	3.7	3.9	5.1	
11	6.0	4.6	2.2	0.4	3.6	
12	0.9	5.2	4.1	2.6	3.2	
13	0.0	5.9	5.2	2.1	3.3	
14	0.0	1.3	3.7	2.1	1.7	
15	0.0	0.3	0.7	3.0	0.9	
16	0.0	0.0	1.9	2.6	1.0	
17 or older	0.0	0.3	0.0	3.0	0.7	
N of Valid	319	306	267	233	1125	
N of Miss	11	6	11	4	32	

Table 79: How old were you when you first: belonged to a gang?










Response	6	8	10	12	Total	
Never	95.9	96.1	91.7	93.2	94.4	
10 or younger	2.2	0.7	1.9	1.7	1.6	
11	1.9	0.7	0.8	0.0	0.9	
12	0.0	0.7	0.4	0.9	0.4	
13	0.0	1.6	2.3	0.0	1.0	
14	0.0	0.3	0.4	0.4	0.3	
15	0.0	0.0	1.9	0.9	0.6	
16	0.0	0.0	0.8	1.7	0.5	
17 or older	0.0	0.0	0.0	1.3	0.3	
N of Valid	320	306	266	234	1126	
N of Miss	10	6	12	3	31	

Table 80: How wrong do you think it is for someone your age to: take a handgun to school?





Response	6	8	10	12	Total	
Very wrong	89.9	80.1	85.2	88.8	85.9	
Wrong	6.6	15.6	8.1	7.7	9.7	
A little bit wrong	2.5	2.6	3.0	1.7	2.5	
Not wrong at all	0.9	1.6	3.7	1.7	2.0	
N of Valid	318	307	270	233	1128	
N of Miss	12	5	8	4	29	

Table 81: How wrong do you think it is for someone your age to: steal anything worth more than \$5?





Response	6	8	10	12	Total	
Very wrong	72.2	56.7	53.1	66.2	62.2	
Wrong	21.5	31.1	34.3	25.6	28.1	
A little bit wrong	4.4	11.5	9.2	7.3	8.1	
Not wrong at all	1.9	0.7	3.3	0.9	1.7	
N of Valid	316	305	271	234	1126	
N of Miss	14	7	7	3	31	

Table 82: How wrong do you think it is for someone your age to: pick a fight with someone?





Response	6	8	10	12	Total	
Very wrong	59.0	42.2	44.8	43.5	47.9	
Wrong	23.2	27.4	32.2	31.5	28.2	
A little bit wrong	13.0	24.4	15.9	21.1	18.5	
Not wrong at all	4.8	5.9	7.0	3.9	5.4	
N of Valid	315	303	270	232	1120	
N of Miss	15	9	8	5	37	

Table 83: How wrong do you think it is for someone your age to: attack someone with the idea of seriously hurting them?





Response	6	8	10	12	Total	
Very wrong	81.4	62.7	61.0	63.2	67.7	
Wrong	10.4	20.9	23.2	22.6	18.9	
A little bit wrong	6.0	14.1	9.7	10.7	10.1	
Not wrong at all	2.2	2.3	6.0	3.4	3.4	
N of Valid	317	306	267	234	1124	
N of Miss	13	6	11	3	33	

Table 84: How wrong do you think it is for someone your age to: stay away from school all day when their parents think they are at school?





Response	6	8	10	12	Total	
Very wrong	82.8	66.3	54.9	44.4	63.6	
Wrong	12.4	21.9	26.9	32.1	22.5	
A little bit wrong	2.9	9.2	11.9	19.7	10.2	
Not wrong at all	1.9	2.6	6.3	3.8	3.6	
N of Valid	314	306	268	234	1122	
N of Miss	16	6	10	3	35	

Table 85: How wrong do you think it is for someone your age to: drink beer, wine or hard liquor (for example, vodka, whiskey, or gin) regularly?





Response	6	8	10	12	Total	
Very wrong	89.9	62.2	49.4	40.2	62.3	
Wrong	4.7	18.4	20.4	24.8	16.4	
A little bit wrong	4.1	14.5	20.1	22.6	14.6	
Not wrong at all	1.3	4.9	10.0	12.4	6.7	
N of Valid	316	304	269	234	1123	
N of Miss	14	8	9	3	34	

Table 86: How wrong do you think it is for someone your age to: smoke cigarettes?





Response	6	8	10	12	Total	
Very wrong	89.0	69.0	59.2	46.8	67.7	
Wrong	6.6	19.0	22.5	19.7	16.5	
A little bit wrong	3.5	8.2	11.6	17.6	9.6	
Not wrong at all	0.9	3.9	6.7	15.9	6.2	
N of Valid	317	306	267	233	1123	
N of Miss	13	6	11	4	34	

Table 87: How wrong do you think it is for someone your age to: smoke marijuana?





Response	6	8	10	12	Total	
Very wrong	94.6	73.5	49.8	45.5	67.9	
Wrong	2.2	12.7	20.1	15.9	12.2	
A little bit wrong	2.2	6.5	16.7	16.3	9.8	
Not wrong at all	1.0	7.2	13.4	22.3	10.1	
N of Valid	314	306	269	233	1122	
N of Miss	16	6	9	4	35	

Table 88: How wrong do you think it is for someone your age to: use prescription drugs or non-prescription drugs for the purpose of getting high?

Response	6	8	10	12	Total	
Very wrong	94.6	82.7	73.9	69.2	81.1	
Wrong	3.2	12.1	16.0	16.2	11.4	
A little bit wrong	1.3	2.3	6.3	9.8	4.5	
Not wrong at all	0.9	2.9	3.7	4.7	2.9	
N of Valid	316	306	268	234	1124	
N of Miss	14	6	10	3	33	

Table 89: How wrong do you think it is for someone your age to: use synthetic marijuana (K2, spice) or bath salts?

Response	6	8	10	12	Total	
Very wrong	96.2	87.2	76.0	72.4	84.0	
Wrong	2.5	8.5	11.6	13.8	8.6	
A little bit wrong	0.6	1.6	7.5	10.8	4.6	
Not wrong at all	0.6	2.6	4.9	3.0	2.7	
N of Valid	318	305	267	232	1122	
N of Miss	12	7	11	5	35	

Table 90: How wrong do you think it is for someone your age to: use LSD, cocaine, amphetamines or another illegal drug?

Response	6	8	10	12	Total	
Very wrong	97.5	90.8	89.9	90.6	92.4	
Wrong	1.6	7.6	6.7	6.0	5.3	
A little bit wrong	0.3	0.7	1.5	3.0	1.2	
Not wrong at all	0.6	1.0	1.9	0.4	1.0	
N of Valid	319	304	267	234	1124	
N of Miss	11	8	11	3	33	

Table 91: At school during the past 12 months, did you receive help from the resource teacher, speech therapist or other special education teacher?



Response	6	8	10	12	Total	
No	76.3	85.8	89.6	91.7	85.4	
Yes	23.7	14.2	10.4	8.3	14.6	
N of Valid	283	282	249	218	1032	
N of Miss	47	30	29	19	125	

Table 92: How many times in the past year (12 months) have you: been suspended from school?









Response	6	8	10	12	Total	
Never	88.4	89.9	88.1	91.4	89.3	
1 to 2 times	8.8	8.1	9.3	6.9	8.3	
3 to 5 times	0.9	0.3	1.5	1.3	1.0	
6 to 9 times	0.6	1.0	0.0	0.0	0.4	
10 to 19 times	0.3	0.3	0.0	0.0	0.2	
20 to 29 times	0.3	0.0	0.4	0.0	0.2	
30 to 39 times	0.3	0.0	0.0	0.0	0.1	
40+ times	0.3	0.3	0.7	0.4	0.4	
N of Valid	318	307	268	233	1126	
N of Miss	12	5	10	4	31	

Table 93: How many times in the past year (12 months) have you: carried a handgun?








Response	6	8	10	12	Total	
Never	94.3	95.4	95.2	94.9	94.9	
1 to 2 times	3.1	2.9	1.9	1.3	2.4	
3 to 5 times	0.6	0.3	0.4	0.4	0.4	
6 to 9 times	0.6	0.7	0.0	0.4	0.4	
10 to 19 times	0.0	0.0	0.7	1.3	0.4	
20 to 29 times	0.3	0.0	0.4	0.4	0.3	
30 to 39 times	0.0	0.0	0.0	0.0	0.0	
40+ times	0.9	0.7	1.5	1.3	1.1	
N of Valid	318	306	270	234	1128	
N of Miss	12	6	8	3	29	

Table 94: How many times in the past year (12 months) have you: sold illegal drugs?







Response	6	8	10	12	Total	
Never	100.0	97.7	94.8	95.3	97.2	
1 to 2 times	0.0	1.6	1.9	1.7	1.2	
3 to 5 times	0.0	0.0	0.7	1.7	0.5	
6 to 9 times	0.0	0.0	0.0	0.0	0.0	
10 to 19 times	0.0	0.0	0.7	0.0	0.2	
20 to 29 times	0.0	0.0	0.4	0.4	0.2	
30 to 39 times	0.0	0.0	0.0	0.0	0.0	
40+ times	0.0	0.7	1.5	0.9	0.7	
N of Valid	317	305	268	234	1124	
N of Miss	13	7	10	3	33	

Table 95: How many times in the past year (12 months) have you: stolen or tried to steal a motor vehicle such as a car or motorcycle?








Response	6	8	10	12	Total	
Never	98.4	98.4	96.3	97.9	97.8	
1 to 2 times	1.3	1.0	1.5	1.3	1.2	
3 to 5 times	0.0	0.3	0.0	0.0	0.1	
6 to 9 times	0.0	0.0	1.1	0.4	0.4	
10 to 19 times	0.0	0.0	0.4	0.0	0.1	
20 to 29 times	0.0	0.0	0.0	0.0	0.0	
30 to 39 times	0.0	0.0	0.0	0.4	0.1	
40+ times	0.3	0.3	0.7	0.0	0.4	
N of Valid	316	306	270	233	1125	
N of Miss	14	6	8	4	32	

Table 96: How many times in the past year (12 months) have you: participated in clubs, organizations or activities at school?









Response	6	8	10	12	Total	
Never	24.8	30.4	30.2	26.6	28.0	
1 to 2 times	24.4	20.8	19.8	18.0	21.0	
3 to 5 times	16.5	14.2	10.8	15.9	14.4	
6 to 9 times	9.2	6.6	5.6	8.2	7.4	
10 to 19 times	9.2	8.6	8.2	6.0	8.1	
20 to 29 times	3.5	3.0	4.9	5.2	4.0	
30 to 39 times	3.2	1.3	2.2	1.7	2.1	
40+ times	9.2	15.2	18.3	18.5	14.9	
N of Valid	315	303	268	233	1119	
N of Miss	15	9	10	4	38	

Table 97: How many times in the past year (12 months) have you: been arrested?







Response	6	8	10	12	Total	
Never	98.7	95.1	91.8	93.1	94.9	
1 to 2 times	0.9	3.9	6.7	5.2	4.0	
3 to 5 times	0.3	0.3	0.4	1.7	0.6	
6 to 9 times	0.0	0.0	0.0	0.0	0.0	
10 to 19 times	0.0	0.0	0.4	0.0	0.1	
20 to 29 times	0.0	0.3	0.0	0.0	0.1	
30 to 39 times	0.0	0.0	0.0	0.0	0.0	
40+ times	0.0	0.3	0.7	0.0	0.3	
N of Valid	317	304	269	233	1123	
N of Miss	13	8	9	4	34	

Table 98: How many times in the past year (12 months) have you: attacked someone with the idea of seriously hurting them?









Response	6	8	10	12	Total	
Never	86.2	80.7	81.8	84.5	83.3	
1 to 2 times	7.5	9.8	10.8	12.1	9.9	
3 to 5 times	3.5	3.6	2.2	2.2	2.9	
6 to 9 times	0.9	1.3	1.5	0.4	1.1	
10 to 19 times	1.3	1.3	1.9	0.0	1.2	
20 to 29 times	0.3	1.3	0.0	0.4	0.5	
30 to 39 times	0.0	0.3	0.0	0.0	0.1	
40+ times	0.3	1.6	1.9	0.4	1.1	
N of Valid	318	306	269	232	1125	
N of Miss	12	6	9	5	32	

Table 99: How many times in the past year (12 months) have you: been drunk or high at school?









Response	6	8	10	12	Total	
Never	98.4	92.4	87.4	80.2	90.4	
1 to 2 times	1.3	4.3	5.6	9.1	4.7	
3 to 5 times	0.3	0.7	2.2	2.2	1.2	
6 to 9 times	0.0	1.0	1.1	2.6	1.1	
10 to 19 times	0.0	0.3	0.4	1.7	0.5	
20 to 29 times	0.0	0.3	1.1	1.3	0.6	
30 to 39 times	0.0	0.0	1.1	0.4	0.4	
40+ times	0.0	1.0	1.1	2.6	1.1	
N of Valid	316	304	269	232	1121	
N of Miss	14	8	9	5	36	

Table 100: How many times in the past year (12 months) have you: taken a handgun to school?






Response	6	8	10	12	Total	
Never	100.0	99.0	97.8	99.1	99.0	
1 to 2 times	0.0	0.3	0.4	0.0	0.2	
3 to 5 times	0.0	0.0	0.0	0.0	0.0	
6 to 9 times	0.0	0.0	0.4	0.4	0.2	
10 to 19 times	0.0	0.0	0.0	0.0	0.0	
20 to 29 times	0.0	0.0	0.4	0.0	0.1	
30 to 39 times	0.0	0.0	0.0	0.0	0.0	
40+ times	0.0	0.7	1.1	0.4	0.5	
N of Valid	315	305	269	233	1122	
N of Miss	15	7	9	4	35	

Table 101: Are you currently on probation, or assigned a probation officer with Juvenile Court?



Response	6	8	10	12	Total	
No	97.6	96.0	95.9	95.4	96.3	
Yes	2.4	4.0	4.1	4.6	3.7	
N of Valid	289	277	242	218	1026	
N of Miss	41	35	36	19	131	

Table 102: Have you ever belonged to a gang?






Response	6	8	10	12	Total	
No	93.5	92.5	86.5	90.4	90.9	
No, but would like to	1.2	0.7	1.9	1.7	1.3	
Yes, in the past	4.3	3.3	6.7	4.3	4.6	
Yes, belong now	0.6	3.3	4.9	3.5	2.9	
Yes, but would like to get out	0.3	0.3	0.0	0.0	0.2	
N of Valid	323	306	267	230	1126	
N of Miss	7	6	11	7	31	

Table 103: If you have ever belonged to a gang, did that gang have a name?




Response	6	8	10	12	Total	
No	10.4	12.7	8.6	8.3	10.2	
Yes	5.7	6.2	11.7	7.9	7.7	
I have never belonged to a gang	83.9	81.0	79.7	83.8	82.1	
N of Valid	317	306	266	228	1117	
N of Miss	13	6	12	9	40	

Table 104: You are at a party at someone's house, and one of your friends offers you a drink containing alcohol. What would you say or do?





Response	6	8	10	12	Total	
Drink it	6.4	20.3	33.6	37.8	23.1	
Tell your friend, 'No thanks, I don't drink' and suggest that you and your friend go and do something else	47.5	39.0	25.6	23.5	35.0	
Just say, 'No thanks' and walk away	32.5	31.1	33.2	34.8	32.8	
Make up a good excuse, tell your friend you had something else to do, and leave	13.7	9.5	7.6	3.9	9.1	
N of Valid	314	305	262	230	1111	
N of Miss	16	7	16	7	46	

Table 105: How often do you attend religious services or activities?





Response	6	8	10	12	Total	
Never	21.4	13.6	17.2	13.7	16.7	
Rarely	21.4	20.6	28.6	27.4	24.2	
1-2 Times a Month	13.0	16.6	13.4	13.7	14.2	
About Once a Week or More	44.2	49.2	40.8	45.1	44.9	
N of Valid	308	301	262	226	1097	
N of Miss	22	11	16	11	60	

Table 106: I think sometimes it's okay to cheat at school.





Response	6	8	10	12	Total	
NO!	67.4	32.0	20.2	19.2	36.7	
no	22.6	39.2	35.7	32.8	32.3	
yes	6.6	24.8	35.0	36.7	24.4	
YES!	3.4	3.9	9.1	11.4	6.5	
N of Valid	319	306	263	229	1117	
N of Miss	11	6	15	8	40	

Table 107: It is important to think before you act.





Response	6	8	10	12	Total	
NO!	2.8	3.0	2.3	1.3	2.4	
no	3.1	4.3	3.4	2.2	3.3	
yes	21.9	37.6	30.5	22.9	28.4	
YES!	72.2	55.1	63.7	73.6	65.9	
N of Valid	320	303	262	231	1116	
N of Miss	10	9	16	6	41	

Table 108: Sometimes I think that life is not worth it.





Response	6	8	10	12	Total	
NO!	63.4	42.1	45.3	47.8	50.0	
no	13.6	28.8	18.8	26.1	21.6	
yes	15.9	17.2	23.8	20.9	19.1	
YES!	7.1	11.9	12.1	5.2	9.2	
N of Valid	309	302	256	230	1097	
N of Miss	21	10	22	7	60	

Table 109: At times I think I am no good at all.

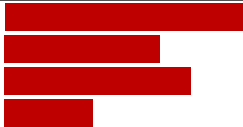
Response	6	8	10	12	Total	
NO!	39.0	34.6	35.6	38.2	36.8	
no	21.3	24.6	20.3	26.3	23.0	
yes	26.7	28.2	29.9	28.1	28.1	
YES!	13.0	12.6	14.2	7.5	12.0	
N of Valid	315	301	261	228	1105	
N of Miss	15	11	17	9	52	

Table 110: All in all, I am inclined to think that I am a failure.

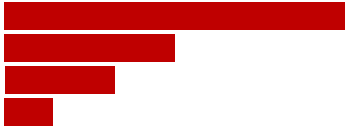
Response	6	8	10	12	Total	
NO!	57.2	47.7	50.8	60.0	53.7	
no	20.9	29.6	25.6	26.1	25.5	
yes	16.7	16.4	16.0	11.7	15.4	
YES!	5.1	6.2	7.6	2.2	5.4	
N of Valid	311	304	262	230	1107	
N of Miss	19	8	16	7	50	

Table 111: In the past year, have you felt depressed or sad MOST days, even if you felt okay sometimes?


Response	6	8	10	12	Total	
NO!	35.0	32.8	25.2	29.7	31.0	
no	16.2	20.0	22.9	22.7	20.2	
yes	29.6	26.6	27.5	28.4	28.0	
YES!	19.1	20.7	24.4	19.2	20.8	
N of Valid	314	305	262	229	1110	
N of Miss	16	7	16	8	47	

Table 112: It is all right to beat up people if they start the fight.





Response	6	8	10	12	Total	
NO!	44.2	20.1	21.1	23.7	27.9	
no	16.7	18.8	16.1	11.8	16.1	
yes	19.6	27.3	28.0	25.0	24.8	
YES!	19.6	33.9	34.9	39.5	31.2	
N of Valid	312	304	261	228	1105	
N of Miss	18	8	17	9	52	

Table 113: I think it is okay to take something without asking if you can get away with it.





Response	6	8	10	12	Total	
NO!	79.6	59.7	52.7	67.5	65.2	
no	15.7	32.5	37.1	27.6	27.8	
yes	3.5	6.2	6.8	4.4	5.2	
YES!	1.3	1.6	3.4	0.4	1.7	
N of Valid	313	305	264	228	1110	
N of Miss	17	7	14	9	47	

Table 114: Where do you get the most information about living a drug and alcohol free life? Parents/guardians





Response	6	8	10	12	Total	
All the time	57.9	48.5	51.4	42.6	50.6	
Most	17.8	21.4	17.4	23.5	19.9	
Some	12.3	18.6	18.5	20.4	17.2	
Very little	12.0	11.5	12.7	13.5	12.4	
N of Valid	309	295	259	230	1093	
N of Miss	21	17	19	7	64	

Table 115: Where do you get the most information about living a drug and alcohol free life? Friends





Response	6	8	10	12	Total	
All the time	23.4	17.6	12.3	12.6	16.9	
Most	11.4	20.4	19.8	13.0	16.1	
Some	28.4	23.9	25.7	32.0	27.3	
Very little	36.8	38.1	42.3	42.4	39.6	
N of Valid	299	289	253	231	1072	
N of Miss	31	23	25	6	85	

Table 116: Where do you get the most information about living a drug and alcohol free life? Family members





Response	6	8	10	12	Total	
All the time	53.0	33.7	39.0	31.7	40.0	
Most	20.7	28.8	20.5	22.2	23.1	
Some	13.8	21.2	26.0	23.0	20.6	
Very little	12.5	16.3	14.6	23.0	16.3	
N of Valid	304	288	254	230	1076	
N of Miss	26	24	24	7	81	

Table 117: Where do you get the most information about living a drug and alcohol free life? School





Response	6	8	10	12	Total	
All the time	59.2	51.2	38.3	31.0	46.1	
Most	19.7	22.5	23.0	26.2	22.6	
Some	12.5	13.3	21.8	28.4	18.3	
Very little	8.6	13.0	16.9	14.4	13.0	
N of Valid	304	293	261	229	1087	
N of Miss	26	19	17	8	70	

Table 118: Where do you get the most information about living a drug and alcohol free life? Internet





Response	6	8	10	12	Total	
All the time	20.2	16.2	14.9	14.0	16.5	
Most	7.5	11.7	14.5	9.2	10.7	
Some	17.8	21.6	18.8	26.2	20.9	
Very little	54.5	50.5	51.8	50.7	51.9	
N of Valid	292	291	255	229	1067	
N of Miss	38	21	23	8	90	

Table 119: Where do you get the most information about living a drug and alcohol free life? TV





Response	6	8	10	12	Total	
All the time	28.1	21.0	20.9	13.9	21.5	
Most	11.0	16.2	13.0	12.2	13.2	
Some	22.4	26.9	25.7	32.6	26.6	
Very little	38.5	35.9	40.3	41.3	38.8	
N of Valid	299	290	253	230	1072	
N of Miss	31	22	25	7	85	

Table 120: Where do you get the most information about living a drug and alcohol free life? Social media





Response	6	8	10	12	Total	
All the time	17.4	20.8	15.4	9.6	16.1	
Most	10.1	13.4	14.6	8.8	11.8	
Some	17.8	22.9	27.3	32.5	24.7	
Very little	54.7	43.0	42.7	49.1	47.4	
N of Valid	276	284	253	228	1041	
N of Miss	54	28	25	9	116	

Table 121: How much do you think people risk harming themselves (physically or in other ways) if they: smoked one or more packs of cigarettes per day?

Response	6	8	10	12	Total	
No risk	19.9	11.9	13.8	5.3	13.2	
Slight risk	8.8	7.8	7.7	11.1	8.7	
Moderate risk	15.5	22.7	17.2	22.6	19.4	
Great risk	55.9	57.6	61.3	61.1	58.8	
N of Valid	297	295	261	226	1079	
N of Miss	33	17	17	11	78	

Table 122: How much do you think people risk harming themselves (physically or in other ways) if they: try marijuana once or twice?

Response	6	8	10	12	Total	
No risk	22.3	20.7	34.9	41.9	29.1	
Slight risk	18.8	26.9	29.5	30.0	26.0	
Moderate risk	22.6	21.7	14.9	15.4	19.0	
Great risk	36.3	30.7	20.7	12.8	26.0	
N of Valid	292	290	261	227	1070	
N of Miss	38	22	17	10	87	

Table 123: How much do you think people risk harming themselves (physically or in other ways) if they: smoke marijuana once or twice a week?

Response	6	8	10	12	Total	
No risk	22.2	17.5	27.7	29.2	23.8	
Slight risk	8.0	17.2	23.1	23.0	17.4	
Moderate risk	18.8	25.1	18.5	25.7	21.9	
Great risk	51.0	40.2	30.8	22.1	37.0	
N of Valid	288	291	260	226	1065	
N of Miss	42	21	18	11	92	

Table 124: How much do you think people risk harming themselves (physically or in other ways) if they: take one or two drinks of an alcoholic beverage (beer, wine, liquor) nearly every day?





Response	6	8	10	12	Total	
No risk	22.2	16.1	17.8	12.8	17.5	
Slight risk	11.6	21.9	21.2	24.8	19.5	
Moderate risk	18.8	24.0	26.6	30.5	24.6	
Great risk	47.4	38.0	34.4	31.9	38.4	
N of Valid	293	292	259	226	1070	
N of Miss	37	20	19	11	87	

Table 125: How much do you think people risk harming themselves (physically or in other ways) if they: have five or more drinks of an alcoholic beverage once or twice each weekend?





Response	6	8	10	12	Total	
No risk	20.9	16.4	15.4	11.1	16.3	
Slight risk	8.2	10.6	13.1	15.6	11.6	
Moderate risk	16.1	32.1	26.5	34.7	26.9	
Great risk	54.8	41.0	45.0	38.7	45.2	
N of Valid	292	293	260	225	1070	
N of Miss	38	19	18	12	87	

Table 126: How much do you think people risk harming themselves (physically or in other ways) if they: use prescription drugs that are not prescribed to them?





Response	6	8	10	12	Total	
No risk	19.3	12.6	13.5	5.8	13.2	
Slight risk	5.2	8.2	10.0	8.8	8.0	
Moderate risk	12.4	18.8	18.5	21.2	17.5	
Great risk	63.1	60.4	58.1	64.2	61.4	
N of Valid	290	293	260	226	1069	
N of Miss	40	19	18	11	88	

Table 127: How much do you think people risk harming themselves (physically or in other ways) if they: use non-prescription drugs to get high?

Response	6	8	10	12	Total
No risk	21.1	13.0	13.5	5.8	13.8
Slight risk	5.9	7.8	8.9	8.8	7.8
Moderate risk	8.7	16.7	17.0	18.6	15.0
Great risk	64.4	62.5	60.6	66.8	63.4
N of Valid	289	293	259	226	1067
N of Miss	41	19	19	11	90

Table 128: Have you ever used smokeless tobacco (chew, snuff, plug, dipping tobacco, or chewing tobacco)?

Response	6	8	10	12	Total
Never	92.8	89.8	82.2	81.2	87.1
Once or Twice	3.9	6.1	8.5	9.8	6.8
Once in a while but not regularly	2.0	2.7	3.5	2.2	2.6
Regularly in the past	1.3	0.7	1.6	3.1	1.6
Regularly now	0.0	0.7	4.3	3.6	1.9
N of Valid	306	295	258	224	1083
N of Miss	24	17	20	13	74

Table 129: How often have you taken smokeless tobacco during the past 30 days?

Response	6	8	10	12	Total
Not at all	97.4	96.6	93.1	93.8	95.4
Once or twice	2.3	3.0	2.3	2.2	2.5
Once or twice per week	0.0	0.0	0.8	0.9	0.4
Three to five times per week	0.0	0.0	0.8	0.4	0.3
About once a day	0.0	0.3	1.2	0.0	0.4
More than once a day	0.3	0.0	1.9	2.7	1.1
N of Valid	304	297	259	226	1086
N of Miss	26	15	19	11	71

Table 130: Have you ever smoked cigarettes?

Response	6	8	10	12	Total	
Never	90.8	75.0	71.2	54.2	74.2	
Once or Twice	6.2	17.6	15.2	18.2	13.9	
Once in a while but not regularly	2.0	4.1	5.8	12.4	5.6	
Regularly in the past	0.7	1.7	2.3	4.9	2.2	
Regularly now	0.3	1.7	5.4	10.2	4.0	
N of Valid	305	296	257	225	1083	
N of Miss	25	16	21	12	74	

Table 131: How frequently have you smoked cigarettes during the past 30 days?

Response	6	8	10	12	Total	
Not at all	98.0	93.9	91.1	78.7	91.2	
Less than one cigarette per day	1.6	3.4	3.9	9.3	4.2	
One to five cigarettes per day	0.3	2.0	2.3	7.6	2.8	
About one-half pack per day	0.0	0.7	0.4	3.1	0.9	
About one pack per day	0.0	0.0	0.8	0.9	0.4	
About one and one-half packs per day	0.0	0.0	0.4	0.4	0.2	
Two packs or more per day	0.0	0.0	1.2	0.0	0.3	
N of Valid	304	297	259	225	1085	
N of Miss	26	15	19	12	72	

Table 132: Which statement best describes rules about smoking inside your home?

Response	6	8	10	12	Total	
Smoking is not allowed anywhere inside your home	69.4	59.8	65.9	71.0	66.2	
Smoking is allowed in some places and at some times	7.7	9.1	9.3	6.8	8.3	
Smoking is allowed anywhere inside the home	2.4	3.7	1.2	3.2	2.6	
There are no rules about smoking inside the home	6.7	9.1	6.2	10.4	8.0	
I don't know	13.8	18.2	17.4	8.6	14.8	
N of Valid	297	296	258	221	1072	
N of Miss	33	16	20	16	85	

Table 133: Which statement best describes rules about smoking in your family cars?

Response	6	8	10	12	Total	
Smoking is never allowed in any car	58.3	49.5	57.4	57.2	55.4	
Smoking is allowed sometimes or in some cars	17.3	16.6	11.6	13.5	15.0	
Smoking is allowed in any car anytime	4.3	5.1	7.0	5.4	5.4	
There are no rules about smoking in the car	7.3	9.2	8.9	11.3	9.0	
We do not have a family car	1.0	1.4	1.6	2.7	1.6	
I don't know	11.7	18.3	13.6	9.9	13.6	
N of Valid	300	295	258	222	1075	
N of Miss	30	17	20	15	82	

Table 134: During this school year, were you taught in any of your classes about the dangers of tobacco use?

Response	6	8	10	12	Total	
Strongly agree	51.9	28.5	23.9	11.1	30.2	
Agree	21.7	32.7	27.5	22.2	26.2	
Disagree	4.7	8.8	11.8	19.1	10.6	
Strongly disagree	6.4	10.2	19.6	25.3	14.6	
I don't know	15.3	19.7	17.3	22.2	18.4	
N of Valid	295	284	255	225	1059	
N of Miss	35	28	23	12	98	

Table 135: During the past 12 months, have you participated in any community activities to discourage people your age from using cigarettes, chewing tobacco, snuff, dip or cigars?

Response	6	8	10	12	Total	
Strongly agree	26.7	14.9	12.6	14.7	17.6	
Agree	17.8	14.2	9.4	13.8	14.0	
Disagree	11.0	20.2	19.7	19.2	17.3	
Strongly disagree	15.4	27.0	33.9	34.8	27.1	
I don't know	29.1	23.8	24.4	17.4	24.0	
N of Valid	292	282	254	224	1052	
N of Miss	38	30	24	13	105	

Table 136: Think back over the last two weeks. How many times have you had five or more alcoholic drinks in a row?


Response	6	8	10	12	Total	
None	96.7	88.7	84.9	75.9	87.3	
Once	1.0	5.5	5.8	10.3	5.3	
Twice	0.7	3.4	4.3	7.6	3.7	
3-5 times	0.7	1.7	2.7	2.7	1.9	
6-9 times	1.0	0.3	0.0	1.8	0.7	
10 or more times	0.0	0.3	2.3	1.8	1.0	
N of Valid	301	291	258	224	1074	
N of Miss	29	21	20	13	83	

Table 137: During the past 30 days, how many times did you ride in a car or other vehicle driven by someone who had been drinking alcohol or using drugs to get high?


Response	6	8	10	12	Total	
0 times	88.3	81.4	81.2	70.1	80.9	
1 time	6.0	5.8	7.4	11.2	7.4	
2 or 3 times	2.7	7.9	6.2	9.4	6.4	
4 or 5 times	0.7	2.1	3.1	4.0	2.3	
6 or more times	2.3	2.7	2.0	5.4	3.0	
N of Valid	298	291	256	224	1069	
N of Miss	32	21	22	13	88	

Table 138: During the past 30 days, how many times did you drive a car or other vehicle when you had been drinking alcohol or using drugs to get high?


Response	6	8	10	12	Total	
I did not drive a car in the past 30 days	49.5	52.1	38.6	20.2	41.4	
0 times	48.5	44.7	58.7	63.7	53.1	
1 time	0.7	1.4	1.2	7.6	2.5	
2 or 3 times	0.7	1.1	0.4	4.9	1.6	
4 or 5 times	0.0	0.0	0.0	1.3	0.3	
6 or more times	0.7	0.7	1.2	2.2	1.1	
N of Valid	293	284	254	223	1054	
N of Miss	37	28	24	14	103	

Table 139: If you drank alcohol (not just a sip or taste) in the past year, how did you usually get it?












Response	6	8	10	12	Total	
I did not drink alcohol in the past year	90.7	77.1	64.2	48.2	71.7	
I bought it myself with a fake ID	0.0	0.4	0.8	0.5	0.4	
I bought it myself without a fake ID	0.0	0.0	0.0	2.3	0.5	
I got it from someone I know age 21 or older	0.7	5.0	10.3	21.8	8.6	
I got it from someone I know under age 21	0.3	1.8	4.1	6.8	3.0	
I got it from my brother or sister	0.0	0.4	0.8	2.3	0.8	
I got it from home with my parents' permission	1.4	3.6	6.6	4.5	3.9	
I got it from home without my parents' permission	2.1	3.9	3.7	1.8	2.9	
I got it from another relative	1.7	3.9	3.7	1.8	2.8	
A stranger bought it for me	0.0	0.0	0.8	2.3	0.7	
I took it from a store or shop	0.0	0.0	0.0	0.0	0.0	
Other	3.1	3.9	4.9	7.7	4.7	
N of Valid	290	280	243	220	1033	
N of Miss	40	32	35	17	124	

Table 140: If you drank alcohol (not just a sip or taste) in the past year, where did you usually drink it?











Response	6	8	10	12	Total	
I did not drink alcohol in the past year	92.2	77.5	65.7	50.2	73.0	
at my home	4.6	9.3	15.9	10.0	9.7	
at someone else's home	2.1	9.6	12.6	29.2	12.4	
at an open area like a park, beach, field, back road, woods, or a street corner	0.7	2.1	2.9	4.6	2.4	
at a sporting event or concert	0.0	0.4	0.4	0.5	0.3	
at a restaurant, bar, or a nightclub	0.0	0.7	0.8	0.9	0.6	
at an empty building or a construction site	0.0	0.0	0.4	0.0	0.1	
at a hotel/motel	0.0	0.0	0.0	2.7	0.6	
in a car	0.0	0.0	0.8	1.4	0.5	
at school	0.4	0.4	0.4	0.5	0.4	
N of Valid	283	280	239	219	1021	
N of Miss	47	32	39	18	136	

Table 141: How do you feel about someone your age having one or two drinks of an alcoholic beverage nearly every day?


Response	6	8	10	12	Total	
Neither approve nor disapprove	23.2	27.8	35.7	32.0	29.3	
Somewhat disapprove	4.9	15.2	17.7	18.9	13.7	
Strongly disapprove	55.4	39.4	32.9	39.6	42.3	
Don't know or can't say	16.5	17.7	13.7	9.5	14.6	
N of Valid	285	277	249	222	1033	
N of Miss	45	35	29	15	124	

Table 142: On how many occasions have you had alcoholic beverages (beer, wine or hard liquor) to drink in your lifetime - more than just a few sips?


Response	6	8	10	12	Total	
0	85.4	66.1	53.8	39.6	63.1	
01/02/13	7.0	15.0	11.1	11.3	11.0	
03/05/13	4.7	7.9	11.1	12.6	8.7	
06/09/13	0.7	4.3	8.3	7.2	4.8	
10/19/13	1.0	3.9	5.9	9.9	4.8	
20-39	1.0	1.1	5.1	6.8	3.2	
40	0.3	1.8	4.7	12.6	4.4	
N of Valid	301	280	253	222	1056	
N of Miss	29	32	25	15	101	

Table 143: On how many occasions have you drunk one of more drinks of an alcoholic beverage during the past 30 days?


Response	6	8	10	12	Total	
0	97.0	87.5	82.5	71.5	85.7	
01/02/13	1.3	9.3	8.7	12.7	7.6	
03/05/13	1.3	1.8	4.4	5.9	3.1	
06/09/13	0.0	0.4	2.8	4.1	1.6	
10/19/13	0.3	1.1	1.2	2.3	1.1	
20-39	0.0	0.0	0.0	2.7	0.6	
40	0.0	0.0	0.4	0.9	0.3	
N of Valid	300	280	252	221	1053	
N of Miss	30	32	26	16	104	

Table 144: On how many occasions have you used marijuana (grass, pot) or hashish (hash, hash oil) in your lifetime?








Response	6	8	10	12	Total	
0	99.0	88.8	73.4	52.9	80.5	
01/02/13	0.3	4.7	9.1	9.5	5.5	
03/05/13	0.3	1.4	3.2	4.5	2.2	
06/09/13	0.0	2.5	5.2	7.2	3.4	
10/19/13	0.0	0.7	4.0	7.2	2.7	
20-39	0.0	0.7	0.4	5.4	1.4	
40	0.3	1.1	4.8	13.1	4.3	
N of Valid	300	277	252	221	1050	
N of Miss	30	35	26	16	107	

Table 145: On how many occasions have you used marijuana (grass, pot) or hashish (hash, hash oil) during the past 30 days?








Response	6	8	10	12	Total	
0	99.0	93.2	86.4	77.5	89.9	
01/02/13	0.7	3.9	7.6	8.6	4.9	
03/05/13	0.3	1.1	1.6	3.2	1.4	
06/09/13	0.0	1.1	0.8	2.7	1.0	
10/19/13	0.0	0.4	1.6	3.2	1.1	
20-39	0.0	0.4	0.0	2.3	0.6	
40	0.0	0.0	2.0	2.7	1.0	
N of Valid	298	279	250	222	1049	
N of Miss	32	33	28	15	108	

Table 146: On how many occasions have you used LSD or other psychedelics in your lifetime?







Response	6	8	10	12	Total	
0	99.7	99.3	97.2	98.2	98.7	
01/02/13	0.0	0.4	1.6	0.9	0.7	
03/05/13	0.0	0.4	0.4	0.9	0.4	
06/09/13	0.3	0.0	0.0	0.0	0.1	
10/19/13	0.0	0.0	0.0	0.0	0.0	
20-39	0.0	0.0	0.4	0.0	0.1	
40	0.0	0.0	0.4	0.0	0.1	
N of Valid	296	278	249	220	1043	
N of Miss	34	34	29	17	114	

Table 147: On how many occasions have you used LSD or other psychedelics during the past 30 days?


Response	6	8	10	12	Total	
0	100.0	99.6	98.8	99.5	99.5	
01/02/13	0.0	0.0	0.4	0.5	0.2	
03/05/13	0.0	0.4	0.4	0.0	0.2	
06/09/13	0.0	0.0	0.0	0.0	0.0	
10/19/13	0.0	0.0	0.0	0.0	0.0	
20-39	0.0	0.0	0.0	0.0	0.0	
40	0.0	0.0	0.4	0.0	0.1	
N of Valid	295	278	248	220	1041	
N of Miss	35	34	30	17	116	

Table 148: On how many occasions have you used cocaine or crack in your lifetime?


Response	6	8	10	12	Total	
0	100.0	99.6	99.2	97.7	99.2	
01/02/13	0.0	0.0	0.0	1.4	0.3	
03/05/13	0.0	0.0	0.0	0.9	0.2	
06/09/13	0.0	0.0	0.4	0.0	0.1	
10/19/13	0.0	0.0	0.0	0.0	0.0	
20-39	0.0	0.0	0.0	0.0	0.0	
40	0.0	0.4	0.4	0.0	0.2	
N of Valid	300	278	247	222	1047	
N of Miss	30	34	31	15	110	

Table 149: On how many occasions have you used cocaine or crack during the past 30 days?


Response	6	8	10	12	Total	
0	100.0	100.0	99.6	98.6	99.6	
01/02/13	0.0	0.0	0.4	0.9	0.3	
03/05/13	0.0	0.0	0.0	0.0	0.0	
06/09/13	0.0	0.0	0.0	0.5	0.1	
10/19/13	0.0	0.0	0.0	0.0	0.0	
20-39	0.0	0.0	0.0	0.0	0.0	
40	0.0	0.0	0.0	0.0	0.0	
N of Valid	299	279	248	222	1048	
N of Miss	31	33	30	15	109	

Table 150: On how many occasions have you sniffed glue, breathed the contents of an aerosol spray can, or inhaled other gases or sprays, in order to get high in your lifetime?


Response	6	8	10	12	Total	
0	95.0	91.7	94.0	88.7	92.5	
01/02/13	2.7	4.3	2.8	7.7	4.2	
03/05/13	0.7	2.5	1.6	0.9	1.4	
06/09/13	0.3	0.4	0.0	1.4	0.5	
10/19/13	0.0	0.4	0.8	1.4	0.6	
20-39	0.3	0.0	0.0	0.0	0.1	
40	1.0	0.7	0.8	0.0	0.7	
N of Valid	298	278	248	222	1046	
N of Miss	32	34	30	15	111	

Table 151: On how many occasions have you sniffed glue, breathed the contents of an aerosol spray can, or inhaled other gases or sprays, in order to get high during the past 30 days?


Response	6	8	10	12	Total	
0	98.0	96.8	97.6	98.2	97.6	
01/02/13	1.7	1.8	0.4	0.9	1.2	
03/05/13	0.0	1.1	0.8	0.9	0.7	
06/09/13	0.0	0.0	0.4	0.0	0.1	
10/19/13	0.0	0.4	0.0	0.0	0.1	
20-39	0.3	0.0	0.4	0.0	0.2	
40	0.0	0.0	0.4	0.0	0.1	
N of Valid	297	278	248	222	1045	
N of Miss	33	34	30	15	112	

Table 152: On how many occasions have you used Daztrex in your lifetime?


Response	6	8	10	12	Total	
0	100.0	100.0	100.0	100.0	100.0	
01/02/13	0.0	0.0	0.0	0.0	0.0	
03/05/13	0.0	0.0	0.0	0.0	0.0	
06/09/13	0.0	0.0	0.0	0.0	0.0	
10/19/13	0.0	0.0	0.0	0.0	0.0	
20-39	0.0	0.0	0.0	0.0	0.0	
40	0.0	0.0	0.0	0.0	0.0	
N of Valid	296	278	248	220	1042	
N of Miss	34	34	30	17	115	

Table 153: On how many occasions have you used Daztrex during the past 30 days?


Response	6	8	10	12	Total	
0	100.0	100.0	100.0	100.0	100.0	
01/02/13	0.0	0.0	0.0	0.0	0.0	
03/05/13	0.0	0.0	0.0	0.0	0.0	
06/09/13	0.0	0.0	0.0	0.0	0.0	
10/19/13	0.0	0.0	0.0	0.0	0.0	
20-39	0.0	0.0	0.0	0.0	0.0	
40	0.0	0.0	0.0	0.0	0.0	
N of Valid	295	278	248	221	1042	
N of Miss	35	34	30	16	115	

Table 154: On how many occasions have you used synthetic marijuana in your lifetime?








Response	6	8	10	12	Total	
0	99.7	98.9	94.0	83.3	94.6	
01/02/13	0.0	0.7	3.6	8.1	2.8	
03/05/13	0.3	0.4	1.2	3.6	1.2	
06/09/13	0.0	0.0	0.0	0.9	0.2	
10/19/13	0.0	0.0	0.0	1.8	0.4	
20-39	0.0	0.0	0.4	0.9	0.3	
40	0.0	0.0	0.8	1.4	0.5	
N of Valid	298	277	248	221	1044	
N of Miss	32	35	30	16	113	

Table 155: On how many occasions have you used synthetic marijuana during the past 30 days?








Response	6	8	10	12	Total	
0	99.7	99.3	98.4	93.2	97.9	
01/02/13	0.3	0.7	0.0	4.5	1.2	
03/05/13	0.0	0.0	0.8	0.5	0.3	
06/09/13	0.0	0.0	0.0	0.5	0.1	
10/19/13	0.0	0.0	0.4	0.0	0.1	
20-39	0.0	0.0	0.0	1.4	0.3	
40	0.0	0.0	0.4	0.0	0.1	
N of Valid	297	277	248	221	1043	
N of Miss	33	35	30	16	114	

Table 156: On how many occasions have you used methamphetamines (meth, speed, crank, crystal meth) in your lifetime?







Response	6	8	10	12	Total	
0	100.0	99.3	98.4	98.6	99.1	
01/02/13	0.0	0.4	0.4	0.5	0.3	
03/05/13	0.0	0.0	0.4	0.0	0.1	
06/09/13	0.0	0.0	0.0	0.0	0.0	
10/19/13	0.0	0.4	0.0	0.0	0.1	
20-39	0.0	0.0	0.0	0.5	0.1	
40	0.0	0.0	0.8	0.5	0.3	
N of Valid	296	276	248	222	1042	
N of Miss	34	36	30	15	115	

Table 157: On how many occasions have you used methamphetamines (meth, speed, crank, crystal meth) in the past 30 days?





Response	6	8	10	12	Total	
0	100.0	99.6	99.2	99.5	99.6	
01/02/13	0.0	0.0	0.0	0.0	0.0	
03/05/13	0.0	0.0	0.4	0.5	0.2	
06/09/13	0.0	0.0	0.0	0.0	0.0	
10/19/13	0.0	0.4	0.0	0.0	0.1	
20-39	0.0	0.0	0.4	0.0	0.1	
40	0.0	0.0	0.0	0.0	0.0	
N of Valid	298	276	248	222	1044	
N of Miss	32	36	30	15	113	

Table 158: On how many occasions have you used other chemical products (bath salts, plant food, etc.) in your lifetime?


Response	6	8	10	12	Total	
0	99.7	99.3	99.6	99.5	99.5	
01/02/13	0.3	0.4	0.0	0.5	0.3	
03/05/13	0.0	0.4	0.4	0.0	0.2	
06/09/13	0.0	0.0	0.0	0.0	0.0	
10/19/13	0.0	0.0	0.0	0.0	0.0	
20-39	0.0	0.0	0.0	0.0	0.0	
40	0.0	0.0	0.0	0.0	0.0	
N of Valid	297	275	247	222	1041	
N of Miss	33	37	31	15	116	

Table 159: On how many occasions have you used other chemical products (bath salts, plant food, etc.) during the past 30 days?


Response	6	8	10	12	Total	
0	99.3	99.6	99.6	100.0	99.6	
01/02/13	0.7	0.4	0.4	0.0	0.4	
03/05/13	0.0	0.0	0.0	0.0	0.0	
06/09/13	0.0	0.0	0.0	0.0	0.0	
10/19/13	0.0	0.0	0.0	0.0	0.0	
20-39	0.0	0.0	0.0	0.0	0.0	
40	0.0	0.0	0.0	0.0	0.0	
N of Valid	296	275	247	222	1040	
N of Miss	34	37	31	15	117	

Table 160: On how many occasions have you used heroin or other opiates in your lifetime?


Response	6	8	10	12	Total	
0	99.3	100.0	98.8	98.6	99.2	
01/02/13	0.3	0.0	0.0	0.5	0.2	
03/05/13	0.3	0.0	0.4	0.0	0.2	
06/09/13	0.0	0.0	0.4	0.0	0.1	
10/19/13	0.0	0.0	0.0	0.0	0.0	
20-39	0.0	0.0	0.0	0.5	0.1	
40	0.0	0.0	0.4	0.5	0.2	
N of Valid	297	274	248	221	1040	
N of Miss	33	38	30	16	117	

Table 161: On how many occasions have you used heroin or other opiates during the past 30 days?


Response	6	8	10	12	Total	
0	100.0	100.0	99.2	99.1	99.6	
01/02/13	0.0	0.0	0.0	0.5	0.1	
03/05/13	0.0	0.0	0.0	0.0	0.0	
06/09/13	0.0	0.0	0.4	0.0	0.1	
10/19/13	0.0	0.0	0.4	0.5	0.2	
20-39	0.0	0.0	0.0	0.0	0.0	
40	0.0	0.0	0.0	0.0	0.0	
N of Valid	296	274	249	222	1041	
N of Miss	34	38	29	15	116	

Table 162: On how many occasions have you used MDMA ('X', 'E', or ecstasy) in your lifetime?


Response	6	8	10	12	Total	
0	100.0	99.6	98.4	94.1	98.3	
01/02/13	0.0	0.4	0.8	4.5	1.3	
03/05/13	0.0	0.0	0.0	0.0	0.0	
06/09/13	0.0	0.0	0.8	0.9	0.4	
10/19/13	0.0	0.0	0.0	0.5	0.1	
20-39	0.0	0.0	0.0	0.0	0.0	
40	0.0	0.0	0.0	0.0	0.0	
N of Valid	294	273	247	221	1035	
N of Miss	36	39	31	16	122	

Table 163: On how many occasions have you used MDMA ('X', 'E', or ecstasy) during the past 30 days?


Response	6	8	10	12	Total	
0	99.7	100.0	99.6	98.2	99.4	
01/02/13	0.3	0.0	0.4	1.4	0.5	
03/05/13	0.0	0.0	0.0	0.0	0.0	
06/09/13	0.0	0.0	0.0	0.0	0.0	
10/19/13	0.0	0.0	0.0	0.5	0.1	
20-39	0.0	0.0	0.0	0.0	0.0	
40	0.0	0.0	0.0	0.0	0.0	
N of Valid	296	275	247	221	1039	
N of Miss	34	37	31	16	118	

Table 164: On how many occasions have you taken prescription drugs (such as Valium, Xanax, Ritalin, Adderall, OxyContin, Darvocet, or sleeping pills) not prescribed to you in your lifetime?








Response	6	8	10	12	Total	
0	97.7	94.6	88.7	80.5	91.1	
01/02/13	1.7	2.9	4.8	4.1	3.3	
03/05/13	0.3	0.7	1.6	7.2	2.2	
06/09/13	0.0	0.7	1.6	2.3	1.1	
10/19/13	0.0	0.7	1.6	4.1	1.4	
20-39	0.3	0.4	1.2	0.5	0.6	
40	0.0	0.0	0.4	1.4	0.4	
N of Valid	298	276	248	221	1043	
N of Miss	32	36	30	16	114	

Table 165: On how many occasions have you taken prescription drugs (such as Valium, Xanax, Ritalin, Adderall, OxyContin, Darvocet, or sleeping pills) not prescribed to you during the past 30 days?







Response	6	8	10	12	Total	
0	99.7	97.8	95.2	93.7	96.8	
01/02/13	0.3	1.1	2.4	4.5	1.9	
03/05/13	0.0	1.1	0.8	0.5	0.6	
06/09/13	0.0	0.0	0.4	1.4	0.4	
10/19/13	0.0	0.0	0.8	0.0	0.2	
20-39	0.0	0.0	0.4	0.0	0.1	
40	0.0	0.0	0.0	0.0	0.0	
N of Valid	296	277	248	221	1042	
N of Miss	34	35	30	16	115	

Table 166: On how many occasions have you taken non-prescription medicines such as diet pills (for example, Dietac, Dexatrim or Prolamine), stay-awake pills (for example No-Doz, Vivarin, or Wake), or cough or cold medicines (robos, DXM, etc.) to get high in your lifetime?








Response	6	8	10	12	Total	
0	98.0	97.8	93.2	93.2	95.8	
01/02/13	0.7	0.4	3.2	1.4	1.3	
03/05/13	0.7	1.1	0.8	2.3	1.2	
06/09/13	0.3	0.7	0.0	1.8	0.7	
10/19/13	0.0	0.0	0.8	0.5	0.3	
20-39	0.0	0.0	0.4	0.5	0.2	
40	0.3	0.0	1.6	0.5	0.6	
N of Valid	296	275	249	221	1041	
N of Miss	34	37	29	16	116	

Table 167: On how many occasions have you taken non-prescription medicines such as diet pills (for example, Dietac, Dexatrim or Prolamine), stay-awake pills (for example No-Doz, Vivarin, or Wake), or cough or cold medicines (robos, DXM, etc.) to get high during the past 30 days?






Response	6	8	10	12	Total	
0	99.0	98.6	97.6	98.6	98.5	
01/02/13	0.7	1.1	0.4	1.4	0.9	
03/05/13	0.3	0.4	1.2	0.0	0.5	
06/09/13	0.0	0.0	0.4	0.0	0.1	
10/19/13	0.0	0.0	0.0	0.0	0.0	
20-39	0.0	0.0	0.4	0.0	0.1	
40	0.0	0.0	0.0	0.0	0.0	
N of Valid	297	276	249	220	1042	
N of Miss	33	36	29	17	115	

Table 168: On how many occasions have you been drunk or very high from drinking alcoholic beverages during the past 30 days?


Response	6	8	10	12	Total	
0	99.0	94.2	87.9	78.8	90.8	
01/02/13	0.3	3.3	5.2	10.1	4.3	
03/05/13	0.7	1.8	4.0	6.0	2.9	
06/09/13	0.0	0.7	0.8	1.8	0.8	
10/19/13	0.0	0.0	1.2	1.4	0.6	
20-39	0.0	0.0	0.4	1.8	0.5	
40	0.0	0.0	0.4	0.0	0.1	
N of Valid	297	275	248	217	1037	
N of Miss	33	37	30	20	120	

Table 169: On how many occasions have you drunk flavored alcoholic beverages, sometimes called 'alcopops' (like Mike's Hard Lemonade, Smirnoff Ice, Bacardi Breezers, etc.) in your lifetime?


Response	6	8	10	12	Total	
0	94.6	80.5	65.7	52.7	75.1	
01/02/13	3.0	7.6	11.3	12.3	8.2	
03/05/13	1.3	6.1	8.5	9.5	6.0	
06/09/13	0.3	4.0	6.0	5.5	3.7	
10/19/13	0.7	1.4	3.2	10.0	3.5	
20-39	0.0	0.0	2.8	5.0	1.7	
40	0.0	0.4	2.4	5.0	1.7	
N of Valid	297	277	248	220	1042	
N of Miss	33	35	30	17	115	

Table 170: On how many occasions have you drunk flavored alcoholic beverages, sometimes called 'alcopops' (like Mike's Hard Lemonade, Smirnoff Ice, Bacardi Breezers, etc.) during the past 30 days?








Response	6	8	10	12	Total	
0	98.3	93.5	85.9	78.7	89.9	
01/02/13	0.7	3.3	7.7	12.7	5.6	
03/05/13	1.0	1.8	3.6	5.4	2.8	
06/09/13	0.0	1.1	0.8	0.9	0.7	
10/19/13	0.0	0.0	0.8	1.8	0.6	
20-39	0.0	0.0	1.2	0.5	0.4	
40	0.0	0.4	0.0	0.0	0.1	
N of Valid	297	275	248	221	1041	
N of Miss	33	37	30	16	116	

Table 171: If you used prescription drugs or over the counter drugs without a doctor telling you to use it or for the purpose of getting high, where did you get these drugs?












Response	6	8	10	12	Total	
I did not use prescription drugs or over the counter drugs to get high.	98.6	96.7	88.8	83.2	92.4	
I bought it or took it from a store or shop.	0.0	0.0	2.5	0.9	0.8	
I got it from my parents with permission.	1.1	0.0	2.1	2.3	1.3	
I got it from home without permission.	0.0	0.4	1.7	1.8	0.9	
I got it from a relative with permission.	0.0	0.4	0.8	1.4	0.6	
I got it from a relative without permission.	0.0	0.4	0.4	0.0	0.2	
I got it from a friends home with permission.	0.0	0.7	0.4	0.9	0.5	
I got it from a friends home without permission.	0.4	0.4	0.0	0.0	0.2	
I got it from a friend while at school.	0.0	0.4	1.2	0.9	0.6	
I got it from a friend while at a party.	0.0	0.0	0.8	1.8	0.6	
I got it from a friend, elsewhere	0.0	0.7	1.2	6.8	2.0	
N of Valid	279	270	242	220	1011	
N of Miss	51	42	36	17	146	

Table 172: During the last month, about how many marijuana cigarettes, or the equivalent, did you smoke a day, on the average?


Response	6	8	10	12	Total	
None	98.9	92.2	87.3	76.5	89.5	
Less than 1 a day	0.4	2.2	5.3	10.0	4.1	
1 a day	0.7	1.5	2.5	1.8	1.6	
2-3 a day	0.0	3.7	3.3	4.5	2.7	
4-6 a day	0.0	0.0	0.8	4.1	1.1	
7-10 a day	0.0	0.0	0.8	1.8	0.6	
11 or more a day	0.0	0.4	0.0	1.4	0.4	
N of Valid	285	269	244	221	1019	
N of Miss	45	43	34	16	138	

Table 173: How wrong do your friends feel it would be for YOU to: drink alcohol?

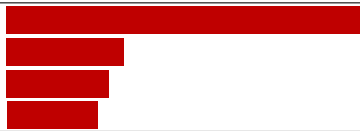
Response	6	8	10	12	Total	
Very wrong	82.7	56.8	40.9	39.4	56.6	
Wrong	8.7	19.0	21.9	19.0	16.8	
A little bit wrong	5.9	13.2	20.7	19.5	14.2	
Not wrong at all	2.8	11.0	16.5	22.2	12.4	
N of Valid	289	273	242	221	1025	
N of Miss	41	39	36	16	132	

Table 174: How wrong do your friends feel it would be for YOU to: smoke tobacco?


Response	6	8	10	12	Total	
Very wrong	86.1	67.9	53.3	40.9	63.8	
Wrong	7.3	15.1	20.2	18.6	14.9	
A little bit wrong	3.8	8.9	14.0	17.7	10.6	
Not wrong at all	2.8	8.1	12.4	22.7	10.8	
N of Valid	288	271	242	220	1021	
N of Miss	42	41	36	17	136	

Table 175: How wrong do your friends feel it would be for YOU to: smoke marijuana?





Response	6	8	10	12	Total	
Very wrong	91.3	68.1	43.8	36.7	62.1	
Wrong	5.6	8.9	14.9	13.6	10.4	
A little bit wrong	2.1	11.1	16.9	18.6	11.6	
Not wrong at all	1.0	11.9	24.4	31.2	16.0	
N of Valid	287	270	242	221	1020	
N of Miss	43	42	36	16	137	

Table 176: How wrong do your friends feel it would be for YOU to: use prescription drugs not prescribed to you





Response	6	8	10	12	Total	
Very wrong	89.8	73.0	60.6	58.2	71.5	
Wrong	7.4	14.1	16.6	20.9	14.3	
A little bit wrong	1.4	7.4	11.6	13.6	8.1	
Not wrong at all	1.4	5.6	11.2	7.3	6.1	
N of Valid	284	270	241	220	1015	
N of Miss	46	42	37	17	142	

Table 177: How wrong would most adults (over 21) in your neighborhood think it is for kids your age: to use marijuana?





Response	6	8	10	12	Total	
Very wrong	89.9	77.4	61.2	58.4	73.0	
Wrong	6.9	12.8	18.1	13.6	12.5	
A little bit wrong	1.0	5.6	14.3	15.8	8.6	
Not wrong at all	2.1	4.1	6.3	12.2	5.8	
N of Valid	288	266	237	221	1012	
N of Miss	42	46	41	16	145	

Table 178: How wrong would most adults (over 21) in your neighborhood think it is for kids your age: to drink alcohol?


Response	6	8	10	12	Total	
Very wrong	85.7	72.1	57.0	49.5	67.5	
Wrong	8.4	15.5	24.1	19.5	16.4	
A little bit wrong	3.1	7.9	14.3	21.4	11.0	
Not wrong at all	2.8	4.5	4.6	9.5	5.2	
N of Valid	286	265	237	220	1008	
N of Miss	44	47	41	17	149	

Table 179: How wrong would most adults (over 21) in your neighborhood think it is for kids your age: to smoke cigarettes?


Response	6	8	10	12	Total	
Very wrong	83.9	73.8	64.0	51.4	69.5	
Wrong	9.8	15.2	21.2	17.7	15.6	
A little bit wrong	1.7	6.5	10.6	21.4	9.4	
Not wrong at all	4.5	4.6	4.2	9.5	5.6	
N of Valid	286	263	236	220	1005	
N of Miss	44	49	42	17	152	

Table 180: How much do each of the following statements describe your neighborhood? crime and/or drug selling


Response	6	8	10	12	Total	
NO!	81.2	62.4	59.4	55.5	65.4	
no	11.9	18.3	25.1	21.6	18.9	
yes	4.7	15.6	9.6	14.2	10.8	
YES!	2.2	3.8	5.9	8.7	4.9	
N of Valid	277	263	239	218	997	
N of Miss	53	49	39	19	160	

Table 181: How much do each of the following statements describe your neighborhood? fights





Response	6	8	10	12	Total	
NO!	63.9	52.7	54.0	53.0	56.2	
no	13.9	20.2	25.9	24.2	20.7	
yes	12.9	17.6	14.2	15.5	15.0	
YES!	9.3	9.5	5.9	7.3	8.1	
N of Valid	280	262	239	219	1000	
N of Miss	50	50	39	18	157	

Table 182: How much do each of the following statements describe your neighborhood? lots of empty or abandoned buildings





Response	6	8	10	12	Total	
NO!	72.9	63.5	61.8	63.5	65.7	
no	17.1	25.1	25.2	27.9	23.5	
yes	6.4	8.4	9.7	5.5	7.5	
YES!	3.6	3.0	3.4	3.2	3.3	
N of Valid	280	263	238	219	1000	
N of Miss	50	49	40	18	157	

Table 183: How much do each of the following statements describe your neighborhood? lots of graffiti





Response	6	8	10	12	Total	
NO!	77.5	71.6	69.7	68.8	72.2	
no	15.6	23.0	24.4	27.5	22.2	
yes	2.9	3.9	4.2	2.8	3.4	
YES!	4.0	1.6	1.7	0.9	2.1	
N of Valid	276	257	238	218	989	
N of Miss	54	55	40	19	168	

Table 184: I feel safe in my neighborhood.

Response	6	8	10	12	Total	
NO!	13.9	11.9	5.9	10.1	10.6	
no	4.6	11.5	11.8	10.1	9.3	
yes	26.0	28.7	35.7	34.4	30.9	
YES!	55.5	47.9	46.6	45.4	49.2	
N of Valid	281	261	238	218	998	
N of Miss	49	51	40	19	159	

Table 185: If a kid smoked marijuana in your neighborhood would he or she be caught by the police?

Response	6	8	10	12	Total	
NO!	15.5	19.8	20.3	32.1	21.4	
no	18.4	37.6	44.6	41.4	34.7	
yes	26.4	25.6	20.8	18.1	23.0	
YES!	39.7	17.1	14.3	8.4	20.9	
N of Valid	277	258	231	215	981	
N of Miss	53	54	47	22	176	

Table 186: If a kid drank some beer, wine or hard liquor (for example, vodka, whiskey, or gin) in your neighborhood would he or she be caught by the police?

Response	6	8	10	12	Total	
NO!	17.8	22.5	25.1	35.6	24.7	
no	22.5	43.8	47.2	44.0	38.6	
yes	28.3	21.3	16.5	12.0	20.1	
YES!	31.5	12.4	11.3	8.3	16.6	
N of Valid	276	258	231	216	981	
N of Miss	54	54	47	21	176	

Table 187: If a kid carried a handgun in your neighborhood would he or she be caught by the police?





Response	6	8	10	12	Total	
NO!	17.6	20.7	15.6	26.5	19.9	
no	17.3	29.3	36.4	32.6	28.3	
yes	25.2	29.3	22.5	18.1	24.1	
YES!	39.9	20.7	25.5	22.8	27.8	
N of Valid	278	256	231	215	980	
N of Miss	52	56	47	22	177	

Table 188: If you wanted to get some cigarettes, how easy would it be for you to get some?





Response	6	8	10	12	Total	
Very hard	79.1	54.1	35.6	19.9	49.1	
Sort of hard	7.0	12.1	13.3	8.3	10.1	
Sort of easy	5.5	18.3	24.9	22.7	17.3	
Very easy	8.4	15.6	26.2	49.1	23.5	
N of Valid	273	257	233	216	979	
N of Miss	57	55	45	21	178	

Table 189: If you wanted to get some beer, wine or hard liquor (for example, vodka, whiskey, or gin), how easy would it be for you to get some?





Response	6	8	10	12	Total	
Very hard	80.1	48.4	30.6	17.5	46.1	
Sort of hard	6.6	16.8	16.8	8.8	12.2	
Sort of easy	6.6	17.2	26.3	33.6	20.1	
Very easy	6.6	17.6	26.3	40.1	21.6	
N of Valid	271	256	232	217	976	
N of Miss	59	56	46	20	181	

Table 190: If you wanted to get a drug like cocaine, LSD, or amphetamines, how easy would it be for you to get some?


Response	6	8	10	12	Total	
Very hard	93.8	85.4	76.3	59.0	79.7	
Sort of hard	2.2	7.5	13.8	18.9	10.1	
Sort of easy	1.5	4.0	6.5	14.3	6.2	
Very easy	2.6	3.2	3.4	7.8	4.1	
N of Valid	272	253	232	217	974	
N of Miss	58	59	46	20	183	

Table 191: If you wanted to get a handgun, how easy would it be for you to get one?


Response	6	8	10	12	Total	
Very hard	76.0	66.5	55.6	45.2	61.8	
Sort of hard	9.2	11.4	14.7	24.4	14.5	
Sort of easy	6.3	10.6	12.1	12.9	10.3	
Very easy	8.5	11.4	17.7	17.5	13.4	
N of Valid	271	254	232	217	974	
N of Miss	59	58	46	20	183	

Table 192: If you wanted to get some marijuana, how easy would it be for you to get some?


Response	6	8	10	12	Total	
Very hard	90.3	64.8	36.8	24.5	56.2	
Sort of hard	4.1	8.8	11.7	6.9	7.8	
Sort of easy	2.6	9.6	20.8	18.1	12.2	
Very easy	3.0	16.8	30.7	50.5	23.8	
N of Valid	268	250	231	216	965	
N of Miss	62	62	47	21	192	

Table 193: If you wanted to get prescription drugs for the purpose of getting high, how easy would it be for you to get some?





Response	6	8	10	12	Total	
Very hard	87.0	63.3	49.1	36.4	60.5	
Sort of hard	4.8	12.7	16.4	15.2	12.0	
Sort of easy	2.2	12.0	17.7	20.3	12.5	
Very easy	5.9	12.0	16.8	28.1	15.1	
N of Valid	270	251	232	217	970	
N of Miss	60	61	46	20	187	

Table 194: If you wanted to get synthetic marijuana such as K2 or chemical products such as bath salts to get high, how easy would it be for you to get some?





Response	6	8	10	12	Total	
Very hard	93.0	79.8	62.1	42.1	70.9	
Sort of hard	2.2	9.5	13.4	13.9	9.4	
Sort of easy	2.6	4.7	13.4	15.7	8.6	
Very easy	2.2	5.9	11.2	28.2	11.1	
N of Valid	271	253	232	216	972	
N of Miss	59	59	46	21	185	

Table 195: If you wanted to get steroids to enhance athletic performance, how easy would it be for you to get some?





Response	6	8	10	12	Total	
Very hard	88.9	79.1	72.0	59.3	75.7	
Sort of hard	5.2	11.5	13.4	21.8	12.4	
Sort of easy	2.2	4.0	9.9	10.2	6.3	
Very easy	3.7	5.5	4.7	8.8	5.6	
N of Valid	271	253	232	216	972	
N of Miss	59	59	46	21	185	

Table 196: During the past 12 months, have you participated in any alcohol prevention programs or seen any alcohol prevention messages in your school or community? Yes, a school-based program focused on preventing underage drinking and/or drinking and driving.



Response	6	8	10	12	Total	
No	66.1	78.2	87.8	81.0	77.6	
Yes	33.9	21.8	12.2	19.0	22.4	
N of Valid	330	312	278	237	1157	
N of Miss	0	0	0	0	0	

Table 197: During the past 12 months, have you participated in any alcohol prevention programs or seen any alcohol prevention messages in your school or community? Yes, a community-based program focused on preventing underage drinking and/or drinking and driving (for example, through your church or temple or through youth groups like Boys and Girls Club or 4-H).



Response	6	8	10	12	Total	
No	89.1	93.6	92.4	93.7	92.0	
Yes	10.9	6.4	7.6	6.3	8.0	
N of Valid	330	312	278	237	1157	
N of Miss	0	0	0	0	0	

Table 198: During the past 12 months, have you participated in any alcohol prevention programs or seen any alcohol prevention messages in your school or community? Yes, a media campaign addressing underage drinking and/or drinking and driving (for example, newspaper ads, posters, pamphlets, radio, TV).



Response	6	8	10	12	Total	
No	90.0	91.7	92.1	92.0	91.4	
Yes	10.0	8.3	7.9	8.0	8.6	
N of Valid	330	312	278	237	1157	
N of Miss	0	0	0	0	0	

Table 199: During the past 12 months, have you participated in any alcohol prevention programs or seen any alcohol prevention messages in your school or community? No



Response	6	8	10	12	Total	
No	55.2	47.1	38.1	33.3	44.4	
Yes	44.8	52.9	61.9	66.7	55.6	
N of Valid	330	312	278	237	1157	
N of Miss	0	0	0	0	0	

Table 200: How wrong do your parents feel it would be for YOU to: drink beer, wine or hard liquor (for example, vodka, whiskey or gin) regularly?





Response	6	8	10	12	Total	
Very wrong	94.9	84.6	78.7	78.2	84.7	
Wrong	2.2	10.4	11.9	12.5	8.9	
A little bit wrong	1.4	3.9	7.2	7.4	4.8	
Not wrong at all	1.4	1.2	2.1	1.9	1.6	
N of Valid	276	259	235	216	986	
N of Miss	54	53	43	21	171	

Table 201: How wrong do your parents feel it would be for YOU to: smoke tobacco?





Response	6	8	10	12	Total	
Very wrong	97.1	90.4	87.2	72.7	87.7	
Wrong	1.4	6.9	8.5	19.0	8.4	
A little bit wrong	0.7	1.9	3.0	4.6	2.4	
Not wrong at all	0.7	0.8	1.3	3.7	1.5	
N of Valid	277	260	235	216	988	
N of Miss	53	52	43	21	169	

Table 202: How wrong do your parents feel it would be for YOU to: smoke marijuana?





Response	6	8	10	12	Total	
Very wrong	97.4	89.5	85.0	78.2	88.2	
Wrong	1.8	5.8	6.8	6.9	5.2	
A little bit wrong	0.4	3.5	5.6	9.3	4.4	
Not wrong at all	0.4	1.2	2.6	5.6	2.2	
N of Valid	273	258	234	216	981	
N of Miss	57	54	44	21	176	

Table 203: How wrong do your parents feel it would be for YOU to: use prescription drugs not prescribed to you?

Response	6	8	10	12	Total	
Very wrong	96.0	92.3	88.9	85.5	91.1	
Wrong	2.5	5.0	6.0	6.1	4.8	
A little bit wrong	0.7	1.5	3.0	6.5	2.7	
Not wrong at all	0.7	1.2	2.1	1.9	1.4	
N of Valid	277	259	235	214	985	
N of Miss	53	53	43	23	172	

Table 204: How wrong do your parents feel it would be for YOU to: steal something worth more than \$5?

Response	6	8	10	12	Total	
Very wrong	86.9	82.2	84.2	89.7	85.6	
Wrong	9.5	14.3	11.5	7.5	10.8	
A little bit wrong	2.2	1.9	2.6	1.9	2.1	
Not wrong at all	1.5	1.5	1.7	0.9	1.4	
N of Valid	274	259	234	214	981	
N of Miss	56	53	44	23	176	

Table 205: How wrong do your parents feel it would be for YOU to: draw graffiti, write things, or draw pictures on buildings or other property (without the owner's permission)?

Response	6	8	10	12	Total	
Very wrong	90.6	86.8	83.7	83.3	86.4	
Wrong	7.2	8.9	12.0	11.2	9.7	
A little bit wrong	1.1	2.7	2.6	4.7	2.6	
Not wrong at all	1.1	1.6	1.7	0.9	1.3	
N of Valid	276	258	233	215	982	
N of Miss	54	54	45	22	175	

Table 206: How wrong do your parents feel it would be for YOU to: pick a fight with someone?





Response	6	8	10	12	Total	
Very wrong	77.0	55.4	64.8	57.2	64.1	
Wrong	13.3	26.4	21.9	26.0	21.5	
A little bit wrong	5.0	12.0	11.2	14.9	10.5	
Not wrong at all	4.7	6.2	2.1	1.9	3.9	
N of Valid	278	258	233	215	984	
N of Miss	52	54	45	22	173	

Table 207: During the past 12 months, have you talked with at least one of your parents about the dangers of underage drinking and/or drinking and driving? By parents, we mean either your biological parents, adoptive parents, stepparents, or adult guardians - whether or not they live with you.



Response	6	8	10	12	Total	
No	51.5	62.4	55.6	56.5	56.4	
Yes	48.5	37.6	44.4	43.5	43.6	
N of Valid	268	250	225	209	952	
N of Miss	62	62	53	28	205	

Table 208: The rules in my family are clear.





Response	6	8	10	12	Total	
NO!	5.7	4.2	3.0	5.1	4.6	
no	3.9	5.7	9.9	7.9	6.7	
yes	25.4	38.3	35.2	39.3	34.1	
YES!	65.0	51.7	51.9	47.7	54.7	
N of Valid	280	261	233	214	988	
N of Miss	50	51	45	23	169	

Table 209: People in my family often insult or yell at each other.

Response	6	8	10	12	Total	
NO!	36.6	22.6	20.9	22.1	26.0	
no	36.6	36.2	41.9	35.2	37.4	
yes	16.1	29.2	22.6	30.0	24.1	
YES!	10.8	12.1	14.5	12.7	12.4	
N of Valid	279	257	234	213	983	
N of Miss	51	55	44	24	174	

Table 210: When I am not at home, one of my parents knows where I am and who I am with.

Response	6	8	10	12	Total	
NO!	5.1	5.4	2.1	5.2	4.5	
no	4.3	6.2	6.8	7.1	6.0	
yes	24.6	37.4	36.2	40.1	34.1	
YES!	65.9	51.0	54.9	47.6	55.4	
N of Valid	276	257	235	212	980	
N of Miss	54	55	43	25	177	

Table 211: We argue about the same things in my family over and over.

Response	6	8	10	12	Total	
NO!	40.6	20.7	22.3	17.3	26.0	
no	33.3	33.2	39.1	29.3	33.8	
yes	15.9	33.6	21.5	31.2	25.2	
YES!	10.1	12.5	17.2	22.1	15.0	
N of Valid	276	256	233	208	973	
N of Miss	54	56	45	29	184	

Table 212: If you drank some beer or wine or liquor (for example, vodka, whiskey, or gin) without your parents' permission, would you be caught by your parents?





Response	6	8	10	12	Total	
NO!	13.0	15.6	18.3	23.0	17.1	
no	5.9	21.4	29.6	34.9	22.0	
yes	12.6	23.0	20.9	19.1	18.8	
YES!	68.4	40.1	31.3	23.0	42.2	
N of Valid	269	257	230	209	965	
N of Miss	61	55	48	28	192	

Table 213: My family has clear rules about alcohol and drug use.





Response	6	8	10	12	Total	
NO!	8.0	9.1	4.3	7.2	7.2	
no	3.6	9.8	11.3	14.4	9.4	
yes	11.3	28.0	29.9	30.8	24.3	
YES!	77.1	53.1	54.5	47.6	59.1	
N of Valid	275	254	231	208	968	
N of Miss	55	58	47	29	189	

Table 214: If you carried a handgun without your parents' permission, would you be caught by your parents?





Response	6	8	10	12	Total	
NO!	10.6	12.3	8.6	11.5	10.8	
no	2.2	8.7	12.9	20.1	10.3	
yes	12.5	23.7	25.4	22.5	20.7	
YES!	74.7	55.3	53.0	45.9	58.2	
N of Valid	273	253	232	209	967	
N of Miss	57	59	46	28	190	

Table 215: If you skipped school would you be caught by your parents?

Response	6	8	10	12	Total	
NO!	8.8	13.3	7.8	18.3	11.8	
no	4.0	12.5	20.8	23.6	14.5	
yes	13.6	25.4	26.4	21.6	21.5	
YES!	73.5	48.8	45.0	36.5	52.2	
N of Valid	272	256	231	208	967	
N of Miss	58	56	47	29	190	

Table 216: My parents ask if I've gotten my homework done.

Response	6	8	10	12	Total	
NO!	9.1	7.4	10.4	14.5	10.1	
no	5.1	13.3	13.9	19.8	12.5	
yes	16.1	31.2	32.0	29.0	26.7	
YES!	69.7	48.0	43.7	36.7	50.7	
N of Valid	274	256	231	207	968	
N of Miss	56	56	47	30	189	

Table 217: People in my family have serious arguments.

Response	6	8	10	12	Total	
NO!	42.8	27.7	26.7	25.6	31.3	
no	29.2	36.3	39.7	43.0	36.5	
yes	14.0	19.1	19.4	19.8	17.9	
YES!	14.0	16.8	14.2	11.6	14.3	
N of Valid	271	256	232	207	966	
N of Miss	59	56	46	30	191	

Table 218: Would your parents know if you did not come home on time?





Response	6	8	10	12	Total	
NO!	6.6	9.8	6.0	10.6	8.2	
no	5.9	8.6	13.3	13.5	10.0	
yes	19.0	32.8	31.3	30.4	28.1	
YES!	68.5	48.8	49.4	45.4	53.8	
N of Valid	273	256	233	207	969	
N of Miss	57	56	45	30	188	

Table 219: Have any of your brothers or sisters ever: drunk beer, wine or hard liquor (for example, vodka, whiskey or gin)?




Response	6	8	10	12	Total	
No	78.7	57.0	46.6	38.9	56.6	
Yes	17.5	38.7	49.1	56.2	39.1	
I don't have any brothers or sisters	3.7	4.3	4.3	4.8	4.3	
N of Valid	268	256	232	208	964	
N of Miss	62	56	46	29	193	

Table 220: Have any of your brothers or sisters ever: smoked marijuana?




Response	6	8	10	12	Total	
No	91.5	76.6	63.8	49.8	72.0	
Yes	4.4	19.1	32.3	45.4	23.8	
I don't have any brothers or sisters	4.0	4.3	3.9	4.8	4.2	
N of Valid	272	256	232	207	967	
N of Miss	58	56	46	30	190	

Table 221: Have any of your brothers or sisters ever: smoked cigarettes?




Response	6	8	10	12	Total	
No	80.8	67.7	60.9	52.7	66.5	
Yes	14.8	28.0	35.2	42.5	29.1	
I don't have any brothers or sisters	4.4	4.3	3.9	4.8	4.4	
N of Valid	271	254	230	207	962	
N of Miss	59	58	48	30	195	

Table 222: Have any of your brothers or sisters ever: taken a handgun to school?




Response	6	8	10	12	Total	
No	95.2	94.4	92.7	93.8	94.1	
Yes	0.7	1.2	3.4	1.9	1.8	
I don't have any brothers or sisters	4.1	4.4	3.9	4.3	4.2	
N of Valid	270	250	233	208	961	
N of Miss	60	62	45	29	196	

Table 223: Have any of your brothers or sisters ever: been suspended or expelled from school?




Response	6	8	10	12	Total	
No	80.0	70.3	68.0	66.7	71.7	
Yes	15.6	25.4	28.6	29.5	24.3	
I don't have any brothers or sisters	4.4	4.3	3.5	3.9	4.0	
N of Valid	270	256	231	207	964	
N of Miss	60	56	47	30	193	

Table 224: Have you changed homes in the past year (the last 12 months)?



Response	6	8	10	12	Total	
No	69.2	67.7	70.8	78.8	71.3	
Yes	30.8	32.3	29.2	21.2	28.7	
N of Valid	273	257	233	208	971	
N of Miss	57	55	45	29	186	

Table 225: How many times have you changed homes since kindergarten?






Response	6	8	10	12	Total	
Never	34.2	28.7	21.9	27.1	28.2	
1 or 2 times	29.7	27.5	25.8	27.1	27.6	
3 or 4 times	19.0	18.7	21.0	23.7	20.4	
5 or 6 times	8.9	12.4	16.3	8.2	11.5	
7 or more times	8.2	12.7	15.0	14.0	12.3	
N of Valid	269	251	233	207	960	
N of Miss	61	61	45	30	197	

Table 226: Have you changed schools (including changing from elementary to middle and middle to high school) in the past year?



Response	6	8	10	12	Total	
No	55.3	63.3	70.8	83.3	67.2	
Yes	44.7	36.7	29.2	16.7	32.8	
N of Valid	266	251	233	204	954	
N of Miss	64	61	45	33	203	

Table 227: How many times have you changed schools since kindergarten (including changing from elementary to middle and middle to high school)?






Response	6	8	10	12	Total	
Never	28.5	20.8	13.3	18.0	20.6	
1 or 2 times	44.6	25.1	12.9	15.1	25.5	
3 or 4 times	17.6	33.7	38.7	41.0	31.9	
5 or 6 times	6.7	12.5	21.8	16.6	14.0	
7 or more times	2.6	7.8	13.3	9.3	8.0	
N of Valid	267	255	225	205	952	
N of Miss	63	57	53	32	205	

Table 228: Has anyone in your family ever had severe alcohol or drug problems?



Response	6	8	10	12	Total	
No	78.3	66.9	59.0	56.3	65.9	
Yes	21.7	33.1	41.0	43.7	34.1	
N of Valid	267	254	234	206	961	
N of Miss	63	58	44	31	196	

Table 229: About how many adults (over 21) have you known personally who in the past year have: used marijuana, crack, cocaine, or other drugs?






Response	6	8	10	12	Total	
0	82.4	63.9	50.2	41.1	60.9	
1	7.5	14.3	13.1	15.3	12.3	
2	4.1	7.9	14.8	12.4	9.5	
03/04/13	3.0	6.0	8.3	10.4	6.6	
5	3.0	7.9	13.5	20.8	10.6	
N of Valid	267	252	229	202	950	
N of Miss	63	60	49	35	207	

Table 230: About how many adults (over 21) have you known personally who in the past year have: sold or dealt drugs?






Response	6	8	10	12	Total	
0	86.9	74.2	68.4	60.6	73.5	
1	8.6	13.1	10.0	9.9	10.4	
2	0.7	4.4	8.2	12.8	6.1	
03/04/13	1.5	4.0	5.2	4.9	3.8	
5	2.2	4.4	8.2	11.8	6.3	
N of Valid	267	252	231	203	953	
N of Miss	63	60	47	34	204	

Table 231: About how many adults (over 21) have you known personally who in the past year have: done other things that could get them in trouble with the police, like stealing, selling stolen goods, mugging or assaulting others, etc.?






Response	6	8	10	12	Total	
0	82.3	73.8	66.2	62.4	71.9	
1	8.6	11.1	9.1	10.9	9.9	
2	4.5	6.7	8.7	7.4	6.7	
03/04/13	0.8	4.0	7.8	8.9	5.0	
5	3.8	4.4	8.2	10.4	6.4	
N of Valid	266	252	231	202	951	
N of Miss	64	60	47	35	206	

Table 232: About how many adults (over 21) have you known personally who in the past year have: gotten drunk or high?






Response	6	8	10	12	Total	
0	64.7	51.8	31.4	24.6	44.7	
1	16.5	18.6	12.7	7.4	14.2	
2	6.0	7.1	14.8	12.8	9.9	
03/04/13	2.6	5.1	12.7	14.8	8.3	
5	10.2	17.4	28.4	40.4	22.9	
N of Valid	266	253	229	203	951	
N of Miss	64	59	49	34	206	

Table 233: Have you seen or heard information about underage drinking in the past 12 months from the following sources? Radio



Response	6	8	10	12	Total	
No	61.3	56.1	57.8	54.5	57.7	
Yes	38.7	43.9	42.2	45.5	42.3	
N of Valid	274	253	230	202	959	
N of Miss	56	59	48	35	198	

Table 234: Have you seen or heard information about underage drinking in the past 12 months from the following sources? TV.



Response	6	8	10	12	Total	
No	35.6	32.3	29.8	27.1	31.6	
Yes	64.4	67.7	70.2	72.9	68.4	
N of Valid	278	254	228	203	963	
N of Miss	52	58	50	34	194	

Table 235: Have you seen or heard information about underage drinking in the past 12 months from the following sources? Print. This includes information on underage drinking you may have seen in the newspaper, on a billboard, in pamphlets, on stickers, etc.



Response	6	8	10	12	Total	
No	49.6	51.6	51.3	50.0	50.6	
Yes	50.4	48.4	48.7	50.0	49.4	
N of Valid	272	252	232	200	956	
N of Miss	58	60	46	37	201	

Table 236: Have you seen or heard information about underage drinking in the past 12 months from the following sources? Website or social media? (Facebook, Myspace, website, etc.)



Response	6	8	10	12	Total	
No	54.1	48.4	44.6	49.0	49.2	
Yes	45.9	51.6	55.4	51.0	50.8	
N of Valid	270	254	231	200	955	
N of Miss	60	58	47	37	202	

Table 237: The next questions ask about your opinions of the information you saw or heard. If you have seen or heard more than one ad, please think about your favorite ad when answering these questions. The information about underage drinking that I saw or heard was convincing.






Response	6	8	10	12	Total	
NO!	33.5	24.8	15.4	19.2	23.8	
no	6.5	17.3	21.1	18.2	15.4	
yes	15.2	23.6	29.8	28.8	23.9	
YES!	23.6	16.5	17.5	19.7	19.4	
I have not seen or heard any ads about underage drinking in the past 12 months.	21.3	17.7	16.2	14.1	17.6	
N of Valid	263	254	228	198	943	
N of Miss	67	58	50	39	214	

Table 238: The next questions ask about your opinions of the information you saw or heard. If you have seen or heard more than one ad, please think about your favorite ad when answering these questions. The information about underage drinking that I saw or heard grabbed my attention.






Response	6	8	10	12	Total	
NO!	31.9	21.2	15.0	17.8	22.0	
no	9.1	22.0	23.0	20.3	18.3	
yes	15.2	20.8	31.0	24.9	22.5	
YES!	23.2	18.8	16.8	20.3	19.9	
I have not seen or heard any ads about underage drinking in the past 12 months.	20.5	17.3	14.2	16.8	17.3	
N of Valid	263	255	226	197	941	
N of Miss	67	57	52	40	216	

Table 239: The next questions ask about your opinions of the information you saw or heard. If you have seen or heard more than one ad, please think about your favorite ad when answering these questions. The information about underage drinking that I saw or heard said something important to me.

Response	6	8	10	12	Total	
NO!	27.3	20.4	14.9	17.3	20.3	
no	8.1	22.4	25.9	24.9	19.8	
yes	15.4	20.8	24.1	21.8	20.3	
YES!	26.9	18.4	21.5	20.3	21.9	
I have not seen or heard any ads about underage drinking in the past 12 months.	22.3	18.0	13.6	15.7	17.7	
N of Valid	260	255	228	197	940	
N of Miss	70	57	50	40	217	

Table 240: The next questions ask about your opinions of the information you saw or heard. If you have seen or heard more than one ad, please think about your favorite ad when answering these questions. Seeing or hearing this information about underage drinking made me want to stop or decrease my drinking.

Response	6	8	10	12	Total	
NO!	26.5	24.1	18.7	20.2	22.6	
no	4.1	12.9	20.5	24.4	14.8	
yes	5.7	10.8	21.0	16.1	13.0	
YES!	26.1	22.1	18.7	22.3	22.4	
I have not seen or heard any ads about underage drinking in the past 12 months.	37.6	30.1	21.0	17.1	27.2	
N of Valid	245	249	219	193	906	
N of Miss	85	63	59	44	251	

Table 241: How honest were you in filling out this survey?

Response	6	8	10	12	Total	
I was very honest	87.2	73.4	82.7	80.8	81.1	
I was honest pretty much of the time	9.1	18.8	11.7	14.3	13.4	
I was honest some of the time	2.9	5.9	3.9	2.5	3.8	
I was honest once in a while	0.7	2.0	1.7	2.5	1.7	
I was not honest at all	0.0	0.0	0.0	0.0	0.0	
N of Valid	274	256	231	203	964	
N of Miss	56	56	47	34	193	