

A background image showing a row of students in a classroom, sitting at desks and holding yellow pencils, ready to take a test or survey. The students are out of focus, with the focus on the foreground student's hands and pencil.

# 2017 APNA

## Arkansas Prevention Needs Assessment Survey

**Madison County  
Tables**

Arkansas Department of Human Services,  
Division of Aging, Adults and Behavioral  
Health Services  
And  
University of Arkansas at Little Rock  
MidSOUTH Center for Prevention and Training

Conducted by International Survey Associates dba Pride Surveys



## Contents

1	INTRODUCTION	11
2	PERCENTAGE TABLES	15

## List of Frequency Distribution Tables

1	Gender	16
2	Age	16
3	Are you Hispanic or Latino?	16
4	What is your race? Black or African American	17
5	What is your race? Asian	17
6	What is your race? American Indian	17
7	What is your race? Alaska Native	17
8	What is your race? White	18
9	What is your race? Native Hawaiian or Other Pacific Islander	18
10	What is your race? Other	18
11	What is the highest level of schooling completed by your mother or father?	19
12	Think of where you live most of the time. Which of the following people live there with you? Mother	19
13	Think of where you live most of the time. Which of the following people live there with you? Stepmother	19
14	Think of where you live most of the time. Which of the following people live there with you? Foster Mother	20
15	Think of where you live most of the time. Which of the following people live there with you? Grandmother	20
16	Think of where you live most of the time. Which of the following people live there with you? Aunt	20
17	Think of where you live most of the time. Which of the following people live there with you? Father	20
18	Think of where you live most of the time. Which of the following people live there with you? Stepfather	21
19	Think of where you live most of the time. Which of the following people live there with you? Foster Father	21
20	Think of where you live most of the time. Which of the following people live there with you? Grandfather	21
21	Think of where you live most of the time. Which of the following people live there with you? Uncle	21
22	Think of where you live most of the time. Which of the following people live there with you? Other Adults	22
23	Think of where you live most of the time. Which of the following people live there with you? Brother(s)	22
24	Think of where you live most of the time. Which of the following people live there with you? Stepbrother(s)	22
25	Think of where you live most of the time. Which of the following people live there with you? Sister(s)	22
26	Think of where you live most of the time. Which of the following people live there with you? Stepsister(s)	23

27	Think of where you live most of the time. Which of the following people live there with you? Other Children . . . . .	23
28	In my school, students have lots of chances to help decide things like class activities and rules. . . . .	23
29	Teachers ask me to work on special classroom projects. . . . .	23
30	My teacher(s) notices when I am doing a good job and lets me know about it. . . . .	24
31	There are lots of chances for students in my school to get involved in sports, clubs, and other school activities outside of class. . . . .	24
32	There are lots of chances for students in my school to talk with a teacher one-on-one. . . . .	24
33	I feel safe at my school. . . . .	25
34	The school lets my parents know when I have done something well. . . . .	25
35	My teachers praise me when I work hard in school. . . . .	25
36	Are your school grades better than the grades of most students in your class? . . . . .	26
37	I have lots of chances to be part of class discussions or activities. . . . .	26
38	Now thinking back over the past year in school, how often did you: enjoy being in school? . . . . .	26
39	Now thinking back over the past year in school, how often did you: hate being in school? . . . . .	27
40	Now thinking back over the past year in school, how often did you: try to do your best work in school? . . . . .	27
41	How often do you feel that the school work you are assigned is meaningful and important? . . . . .	27
42	Putting them all together, what were your grades like last year? . . . . .	28
43	How important do you think the things you are learning in school are going to be for your later life? . . . . .	28
44	During the LAST FOUR WEEKS how many whole days of school have you missed because you skipped or "cut"? . . . . .	28
45	What are the chances you would be seen as cool if you: smoked cigarettes? . . . . .	29
46	What are the chances you would be seen as cool if you: worked hard at school? . . . . .	29
47	What are the chances you would be seen as cool if you: began drinking alcoholic beverages regularly, that is, at least once or twice a month? . . . . .	29
48	What are the chances you would be seen as cool if you: defended someone who was being bullied? . . . . .	30
49	What are the chances you would be seen as cool if you: smoked marijuana? . . . . .	30
50	What are the chances you would be seen as cool if you: carried a handgun? . . . . .	30
51	What are the chances you would be seen as cool if you: used e-cigarettes, e-cigars or e-hookahs (vaping)? . . . . .	31

52	What are the chances you would be seen as cool if you: bullied someone or cyber bullied someone? . . . . .	31
53	Think of your four best friends (the friends you feel closest to). In the past year (12 months), how many of your best friends have: participated in clubs, organizations or activities at school? . . . . .	31
54	Think of your four best friends (the friends you feel closest to). In the past year (12 months), how many of your best friends have: smoked cigarettes? . . . . .	32
55	Think of your four best friends (the friends you feel closest to). In the past year (12 months), how many of your best friends have: tried beer, wine or hard liquor (for example, vodka, whiskey, or gin) when their parents didn't know about it? . . . . .	32
56	Think of your four best friends (the friends you feel closest to). In the past year (12 months), how many of your best friends have: used e-cigarettes, e-cigars, or e-hookahs? . . . . .	32
57	Think of your four best friends (the friends you feel closest to). In the past year (12 months), how many of your best friends have: used marijuana? . . . . .	33
58	Think of your four best friends (the friends you feel closest to). In the past year (12 months), how many of your best friends have: used prescription drugs or non-prescription drugs for the purpose of getting high? . . . . .	33
59	Think of your four best friends (the friends you feel closest to). In the past year (12 months), how many of your best friends have: used synthetic marijuana (K2, spice) or bath salts? . . . . .	33
60	Think of your four best friends (the friends you feel closest to). In the past year (12 months), how many of your best friends have: used LSD, cocaine, amphetamines, or other illegal drugs? . . . . .	34
61	Think of your four best friends (the friends you feel closest to). In the past year (12 months), how many of your best friends have: been bullied? . . . . .	34
62	Think of your four best friends (the friends you feel closest to). In the past year (12 months), how many of your best friends have: been suspended from school? . . . . .	34
63	Think of your four best friends (the friends you feel closest to). In the past year (12 months), how many of your best friends have: carried a handgun? . . . . .	35
64	Think of your four best friends (the friends you feel closest to). In the past year (12 months), how many of your best friends have: sold illegal drugs? . . . . .	35
65	Think of your four best friends (the friends you feel closest to). In the past year (12 months), how many of your best friends have: regularly attended religious services? . . . . .	35

66	Think of your four best friends (the friends you feel closest to). In the past year (12 months), how many of your best friends have: stolen or tried to steal a motor vehicle such as a car or motorcycle?	36
67	Think of your four best friends (the friends you feel closest to). In the past year (12 months), how many of your best friends have: been arrested?	36
68	Think of your four best friends (the friends you feel closest to). In the past year (12 months), how many of your best friends have: dropped out of school?	36
69	Think of your four best friends (the friends you feel closest to). In the past year (12 months), how many of your best friends have: been members of a gang?	37
70	How old were you when you first: smoked marijuana?	37
71	How old were you when you first: smoked a cigarette, even just a puff?	38
72	How old were you when you first: had more than a sip or two of beer, wine or hard liquor (for example, vodka, whiskey, or gin)?	38
73	How old were you when you first: began drinking alcoholic beverages regularly, that is, at least once or twice a month?	39
74	How old were you when you first: used Pegaramide (peg, Peggy)?	39
75	How old were you when you first: got suspended from school?	40
76	How old were you when you first: got arrested?	40
77	How old were you when you first: carried a handgun?	41
78	How old were you when you first: used e-cigarettes, e-cigars, or e-hookahs (vaping)?	41
79	How old were you when you first: belonged to a gang?	42
80	How old were you when you first: used prescription drugs not prescribed to you?	42
81	How wrong do you think it is for someone your age to: take a handgun to school?	43
82	How wrong do you think it is for someone your age to: steal anything?	43
83	How wrong do you think it is for someone your age to: pick a fight with someone?	43
84	How wrong do you think it is for someone your age to: attack someone with the idea of seriously hurting them?	44
85	How wrong do you think it is for someone your age to: stay away from school all day when their parents think they are at school?	44
86	How wrong do you think it is for someone your age to: drink beer, wine or hard liquor (for example, vodka, whiskey, or gin) regularly?	44
87	How wrong do you think it is for someone your age to: smoke cigarettes?	45
88	How wrong do you think it is for someone your age to: smoke marijuana?	45

89	How wrong do you think it is for someone your age to: use prescription drugs or non-prescription drugs for the purpose of getting high?	45
90	How wrong do you think it is for someone your age to: use synthetic marijuana (K2, spice) or bath salts?	46
91	How wrong do you think it is for someone your age to: use LSD, cocaine, amphetamines or another illegal drug?	46
92	How wrong do you think it is for someone your age to: use e-cigarettes, e-cigars or e-hookahs (vaping)?	46
93	At school during the past 12 months, did you receive help from the resource teacher, speech therapist or other special education teacher?	47
94	How many times in the past year (12 months) have you: been suspended from school?	47
95	How many times in the past year (12 months) have you: carried a handgun?	47
96	How many times in the past year (12 months) have you: sold illegal drugs?	48
97	How many times in the past year (12 months) have you: stolen or tried to steal a motor vehicle such as a car or motorcycle?	48
98	How many times in the past year (12 months) have you: participated in clubs, organizations or activities at school?	48
99	How many times in the past year (12 months) have you: been arrested?	49
100	How many times in the past year (12 months) have you: attacked someone with the idea of seriously hurting them?	49
101	How many times in the past year (12 months) have you: been drunk or high at school?	49
102	How many times in the past year (12 months) have you: taken a handgun to school?	50
103	How many times in the past year (12 months) have you: used e-cigarettes, e-cigars, or e-hookahs (vaping)?	50
104	Are you currently on probation, or assigned a probation officer with Juvenile Court?	50
105	Have you ever belonged to a gang?	51
106	If you have ever belonged to a gang, did that gang have a name?	51
107	You are at a party at someone's house, and one of your friends offers you a drink containing alcohol. What would you say or do?	51
108	How often do you attend religious services or activities?	52
109	I think sometimes it's okay to cheat at school.	52
110	It is important to think before you act.	52
111	Sometimes I think that life is not worth it.	53
112	At times I think I am no good at all.	53
113	All in all, I am inclined to think that I am a failure.	53
114	In the past year, have you felt depressed or sad MOST days, even if you felt okay sometimes?	54
115	It is all right to beat up people if they start the fight.	54

116	I think it is okay to take something without asking if you can get away with it. . . . .	54
117	Where do you get the most information about living a drug and alcohol free life? Parents/guardians . . . . .	55
118	Where do you get the most information about living a drug and alcohol free life? Friends . . . . .	55
119	Where do you get the most information about living a drug and alcohol free life? Family members . . . . .	55
120	Where do you get the most information about living a drug and alcohol free life? School . . . . .	56
121	Where do you get the most information about living a drug and alcohol free life? Internet . . . . .	56
122	Where do you get the most information about living a drug and alcohol free life? TV . . . . .	56
123	Where do you get the most information about living a drug and alcohol free life? Social media . . . . .	57
124	How much do you think people risk harming themselves (physically or in other ways) if they: smoked one or more packs of cigarettes per day? . . . . .	57
125	How much do you think people risk harming themselves (physically or in other ways) if they: try marijuana once or twice? . . . . .	57
126	How much do you think people risk harming themselves (physically or in other ways) if they: smoke marijuana once or twice a week? . . . . .	58
127	How much do you think people risk harming themselves (physically or in other ways) if they: take one or two drinks of an alcoholic beverage (beer, wine, liquor) nearly every day? . . . . .	58
128	How much do you think people risk harming themselves (physically or in other ways) if they: have five or more drinks of an alcoholic beverage once or twice a weekend? . . . . .	58
129	How much do you think people risk harming themselves (physically or in other ways) if they: use prescription drugs that are not prescribed to them? . . . . .	59
130	How much do you think people risk harming themselves (physically or in other ways) if they: use non-prescription drugs to get high? . . . . .	59
131	How much do you think people risk harming themselves (physically or in other ways) if they: use e-cigarettes, e-cigars, or e-hookahs? . . . . .	59
132	Have you ever used smokeless tobacco (chew, snuff, plug, dipping tobacco, or chewing tobacco)? . . . . .	60
133	How often have you used smokeless tobacco during the past 30 days? . . . . .	60
134	Have you ever smoked cigarettes? . . . . .	60
135	How frequently have you smoked cigarettes during the past 30 days? . . . . .	61
136	Which statement best describes rules about smoking inside your home or your family cars? . . . . .	61
137	Have you ever used e-cigarettes, e-cigars, or e-hookahs (vaping)? . . . . .	61

138	How frequently have you used e-cigarettes, e-cigars, or e-hookahs (vaping)? . . . . .	62
139	During this school year, were you taught in any of your classes about the dangers of tobacco use? . . . . .	62
140	During the past 12 months, have you participated in any community activities to discourage people your age from using cigarettes, chewing tobacco, snuff, dip or cigars, e-cigarettes, e-cigars, or e-hookahs? . . . . .	62
141	Think back over the last two weeks. How many times have you had five or more alcoholic drinks in a row? . . . . .	63
142	During the past 30 days, how many times did you ride in a car or other vehicle driven by someone who had been drinking alcohol or using drugs to get high? . . . . .	63
143	During the past 30 days, how many times did you drive a car or other vehicle when you had been drinking alcohol or using drugs to get high? . . . . .	63
144	If you drank alcohol (not just a sip or taste) in the past year, where did you usually drink it? . . . . .	64
145	How do you feel about someone your age having one or two drinks of an alcoholic beverage nearly every day? . . . . .	64
146	On how many occasions have you had alcoholic beverages (beer, wine or hard liquor) to drink in your lifetime - more than just a few sips? . . . . .	64
147	On how many occasions have you drunk one or more drinks of an alcoholic beverage during the past 30 days? . . . . .	65
148	On how many occasions have you used marijuana (grass, pot) or hashish (hash, hash oil) in your lifetime? . . . . .	65
149	On how many occasions have you used marijuana (grass, pot) or hashish (hash, hash oil) during the past 30 days? . . . . .	65
150	On how many occasions have you used LSD or other psychedelics in your lifetime? . . . . .	66
151	On how many occasions have you used LSD or other psychedelics during the past 30 days? . . . . .	66
152	On how many occasions have you used cocaine or crack in your lifetime? . . . . .	66
153	On how many occasions have you used cocaine or crack during the past 30 days? . . . . .	67
154	On how many occasions have you sniffed glue, breathed the contents of an aerosol spray can, or inhaled other gases or sprays, in order to get high in your lifetime? . . . . .	67
155	On how many occasions have you sniffed glue, breathed the contents of an aerosol spray can, or inhaled other gases or sprays, in order to get high during the past 30 days? . . . . .	67
156	On how many occasions have you used Pegaramide (peg, Peggy, etc.) in your lifetime? . . . . .	68



157	On how many occasions have you used Pegaramide (peg, Peggy, etc.) during the past 30 days? . . . . .	68
158	On how many occasions have you used synthetic marijuana (K2, spice) in your lifetime? . . . . .	68
159	On how many occasions have you used synthetic marijuana (K2, spice) during the past 30 days? . . . . .	69
160	On how many occasions have you used methamphetamines (meth, speed, crank, crystal meth) in your lifetime? . . . . .	69
161	On how many occasions have you used methamphetamines (meth, speed, crank, crystal meth) in the past 30 days? . . . . .	69
162	On how many occasions have you used other chemical products (bath salts, plant food, etc.) in your lifetime? . . . . .	70
163	On how many occasions have you used other chemical products (bath salts, plant food, etc.) during the past 30 days? . . . . .	70
164	On how many occasions have you used heroin or other opiates in your lifetime? . . . . .	70
165	On how many occasions have you used heroin or other opiates during the past 30 days? . . . . .	71
166	On how many occasions have you used MDMA ('X', 'E', or ecstasy) in your lifetime? . . . . .	71
167	On how many occasions have you used MDMA ('X', 'E', or ecstasy) during the past 30 days? . . . . .	71
168	On how many occasions have you taken prescription drugs (such as Valium, Xanax, Ritalin, Adderall, OxyContin, Tramadol, or sleeping pills) not prescribed to you in your lifetime? . . . . .	72
169	On how many occasions have you taken prescription drugs (such as Valium, Xanax, Ritalin, Adderall, OxyContin, Tramadol, or sleeping pills) not prescribed to you during the past 30 days? . . . . .	72
170	On how many occasions have you taken non-prescription medicines such as diet pills (for example, Dietac, Dexatrim or Prolamine), stay-awake pills (for example No-Doz, Vivarin, or Wake), or cough or cold medicines (robos, DXM, etc.) to get high in your lifetime? . . . . .	72
171	On how many occasions have you taken non-prescription medicines such as diet pills (for example, Dietac, Dexatrim or Prolamine), stay-awake pills (for example No-Doz, Vivarin, or Wake), or cough or cold medicines (robos, DXM, etc.) to get high during the past 30 days? . . . . .	73
172	On how many occasions have you been drunk or very high from drinking alcoholic beverages during the past 30 days? . . . . .	73
173	On how many occasions have you drunk flavored alcoholic beverages, sometimes called 'alcopops' (like Mike's Hard Lemonade, Smirnoff Ice, Bacardi Breezers, etc.) in your lifetime? . . . . .	73
174	On how many occasions have you drunk flavored alcoholic beverages, sometimes called 'alcopops' (like Mike's Hard Lemonade, Smirnoff Ice, Bacardi Breezers, etc.) during the past 30 days? . . . . .	74

175	If you smoked cigarettes (not just a puff or drag) in the past year, how did you usually get them? . . . . .	74
176	If you used e-cigarettes, e-cigars, or e-hookahs (not just a puff or drag) in the past year, how did you usually get them? - I did not use e-cigarettes, e-cigars, or e-hookahs in the past year . . . . .	75
177	If you used e-cigarettes, e-cigars, or e-hookahs (not just a puff or drag) in the past year, how did you usually get them? - I bought them in a store such as a convenience store, supermarket, discount store, or gas station . . . . .	75
178	If you used e-cigarettes, e-cigars, or e-hookahs (not just a puff or drag) in the past year, how did you usually get them? - I got them on the Internet . . . . .	75
179	If you used e-cigarettes, e-cigars, or e-hookahs (not just a puff or drag) in the past year, how did you usually get them? - I got them at a store that sells electronic cigarettes, such as a "vape shop" . . . . .	75
180	If you used e-cigarettes, e-cigars, or e-hookahs (not just a puff or drag) in the past year, how did you usually get them? - I got them from a family member . . . . .	76
181	If you used e-cigarettes, e-cigars, or e-hookahs (not just a puff or drag) in the past year, how did you usually get them? - I got them from a friend . . . . .	76
182	If you used e-cigarettes, e-cigars, or e-hookahs (not just a puff or drag) in the past year, how did you usually get them? - A stranger got them for me . . . . .	76
183	If you used e-cigarettes, e-cigars, or e-hookahs (not just a puff or drag) in the past year, how did you usually get them? - I took them from a store or shop . . . . .	76
184	If you used e-cigarettes, e-cigars, or e-hookahs (not just a puff or drag) in the past year, how did you usually get them? - I got them some other way . . . . .	77
185	If you used marijuana (grass, pot) (not just a puff or drag) in the past year, how did you usually get it? - I did not use marijuana (grass, pot) in the past year . . . . .	77
186	If you used marijuana (grass, pot) (not just a puff or drag) in the past year, how did you usually get it? - I bought it myself . . . . .	77
187	If you used marijuana (grass, pot) (not just a puff or drag) in the past year, how did you usually get it? - I got it from someone at school . . . . .	77
188	If you used marijuana (grass, pot) (not just a puff or drag) in the past year, how did you usually get it? - I got it from someone with a medical marijuana card . . . . .	78
189	If you used marijuana (grass, pot) (not just a puff or drag) in the past year, how did you usually get it? - I got it from my brother or sister . . . . .	78

190	If you used marijuana (grass, pot) (not just a puff or drag) in the past year, how did you usually get it? - I got it from another relative	78
191	If you used marijuana (grass, pot) (not just a puff or drag) in the past year, how did you usually get it? - Other	78
192	If you drank alcohol (not just a sip or taste) in the past year, how did you usually get it?	79
193	If you used prescription drugs or over the counter drugs without a doctor telling you to use it or for the purpose of getting high, where did you get these drugs? - Did not use	79
194	If you used prescription drugs or over the counter drugs without a doctor telling you to use it or for the purpose of getting high, where did you get these drugs? - Bought or took from store or shop	80
195	If you used prescription drugs or over the counter drugs without a doctor telling you to use it or for the purpose of getting high, where did you get these drugs? - Got from parents with permission	80
196	If you used prescription drugs or over the counter drugs without a doctor telling you to use it or for the purpose of getting high, where did you get these drugs? - Got from home without permission	80
197	If you used prescription drugs or over the counter drugs without a doctor telling you to use it or for the purpose of getting high, where did you get these drugs? - Got from relative with permission	80
198	If you used prescription drugs or over the counter drugs without a doctor telling you to use it or for the purpose of getting high, where did you get these drugs? - Got from relative without permission	81
199	If you used prescription drugs or over the counter drugs without a doctor telling you to use it or for the purpose of getting high, where did you get these drugs? - Got from friend's home with permission	81
200	If you used prescription drugs or over the counter drugs without a doctor telling you to use it or for the purpose of getting high, where did you get these drugs? - Got from friend's home without permission	81
201	If you used prescription drugs or over the counter drugs without a doctor telling you to use it or for the purpose of getting high, where did you get these drugs? - Got from friend at school	81
202	If you used prescription drugs or over the counter drugs without a doctor telling you to use it or for the purpose of getting high, where did you get these drugs? - Got from friend at party	82
203	If you used prescription drugs or over the counter drugs without a doctor telling you to use it or for the purpose of getting high, where did you get these drugs? - Got from friend, elsewhere	82
204	If you used prescription drugs or over the counter drugs without a doctor telling you to use it or for the purpose of getting high, where did you get these drugs? - Got from internet sale	82
205	During the last month, about how many marijuana cigarettes, or the equivalent, did you smoke a day, on the average?	83

206	How wrong do your friends feel it would be for YOU to: have one or two drinks of an alcoholic beverage nearly every day?	83
207	How wrong do your friends feel it would be for YOU to: smoke tobacco?	83
208	How wrong do your friends feel it would be for YOU to: smoke marijuana?	84
209	How wrong do your friends feel it would be for YOU to: use prescription drugs not prescribed to you?	84
210	How wrong would most adults (over 21) in your neighborhood think it is for kids your age: to use marijuana?	84
211	How wrong would most adults (over 21) in your neighborhood think it is for kids your age: to drink alcohol?	85
212	How wrong would most adults (over 21) in your neighborhood think it is for kids your age: to smoke cigarettes?	85
213	How much do each of the following statements describe your neighborhood? crime and/or drug selling	85
214	How much do each of the following statements describe your neighborhood? fights	86
215	How much do each of the following statements describe your neighborhood? lots of empty or abandoned buildings	86
216	How much do each of the following statements describe your neighborhood? lots of graffiti	86
217	I feel safe in my neighborhood.	87
218	If a kid smoked marijuana in your neighborhood would he or she be caught by the police?	87
219	If a kid drank some beer, wine or hard liquor (for example, vodka, whiskey, or gin) in your neighborhood would he or she be caught by the police?	87
220	If a kid carried a handgun in your neighborhood would he or she be caught by the police?	88
221	If you wanted to get some cigarettes, how easy would it be for you to get some?	88
222	If you wanted to get some beer, wine or hard liquor (for example, vodka, whiskey, or gin), how easy would it be for you to get some?	88
223	If you wanted to get a drug like cocaine, LSD, or amphetamines, how easy would it be for you to get some?	89
224	If you wanted to get a handgun, how easy would it be for you to get one?	89
225	If you wanted to get some marijuana, how easy would it be for you to get some?	89
226	If you wanted to get prescription drugs for the purpose of getting high, how easy would it be for you to get some?	90
227	If you wanted to get synthetic marijuana such as K2 or chemical products such as bath salts to get high, how easy would it be for you to get some?	90



228	If you wanted to get steroids to use or to enhance athletic performance, how easy would it be for you to get some? . . . . .	90
229	If you wanted to get e-cigarettes, e-cigars, or e-hookahs, how easy would it be for you to get some? . . . . .	91
230	During the past 12 months, have you participated in any alcohol prevention programs or seen any alcohol prevention messages in your school or community? Yes, a school-based program focused on preventing underage drinking and/or drinking and driving. . . . .	91
231	During the past 12 months, have you participated in any alcohol prevention programs or seen any alcohol prevention messages in your school or community? Yes, a community-based program focused on preventing underage drinking and/or drinking and driving (for example, through your church or temple or through youth groups like Boys and Girls Club or 4-H). . . . .	91
232	During the past 12 months, have you participated in any alcohol prevention programs or seen any alcohol prevention messages in your school or community? Yes, a media campaign addressing underage drinking and/or drinking and driving (for example, newspaper ads, posters, pamphlets, radio, TV). . . . .	92
233	During the past 12 months, have you participated in any alcohol prevention programs or seen any alcohol prevention messages in your school or community? No . . . . .	92
234	How wrong do your parents feel it would be for YOU to: have one or two drinks of an alcoholic beverage nearly every day? . . . . .	92
235	How wrong do your parents feel it would be for YOU to: smoke tobacco? . . . . .	92
236	How wrong do your parents feel it would be for YOU to: smoke marijuana? . . . . .	93
237	How wrong do your parents feel it would be for YOU to: use prescription drugs not prescribed to you? . . . . .	93
238	How wrong do your parents feel it would be for YOU to: steal something? . . . . .	93
239	How wrong do your parents feel it would be for YOU to: draw graffiti, write things, or draw pictures on buildings or other property (without the owner's permission)? . . . . .	94
240	How wrong do your parents feel it would be for YOU to: pick a fight with someone? . . . . .	94
241	During the past 12 months, have you talked with at least one of your parents about the dangers of underage drinking and/or drinking and driving? By parents, we mean either your biological parents, adoptive parents, stepparents, or adult guardians - whether or not they live with you. . . . .	94
242	The rules in my family are clear. . . . .	95
243	People in my family have serious arguments about the same things, and often insult or yell at each other. . . . .	95

244	When I am not at home, one of my parents knows where I am and who I am with. . . . .	95
245	My family has clear rules about alcohol and drug use. . . . .	96
246	If you skipped school would you be caught by your parents? . . . . .	96
247	My parents ask if I've gotten my homework done. . . . .	96
248	Would your parents know if you did not come home on time? . . . . .	97
249	Do you know how to properly dispose of leftover prescription drugs? . . . . .	97
250	Have any of your brothers or sisters ever: drunk beer, wine or hard liquor (for example, vodka, whiskey or gin)? . . . . .	97
251	Have any of your brothers or sisters ever: smoked marijuana? . . . . .	97
252	Have any of your brothers or sisters ever: smoked cigarettes? . . . . .	98
253	Have any of your brothers or sisters ever: taken a handgun to school? . . . . .	98
254	Have any of your brothers or sisters ever: been suspended or expelled from school? . . . . .	98
255	Have any of your brothers or sisters ever: used e-cigarettes, e-cigars or e-hookahs (vaping)? . . . . .	98
256	Have any of your brothers or sisters ever: used prescription drugs not prescribed to him/her? . . . . .	99
257	Have you changed homes in the past year (the last 12 months)? . . . . .	99
258	How many times have you changed homes since kindergarten? . . . . .	99
259	Have you changed schools (including changing from elementary to middle and middle to high school) in the past year? . . . . .	99
260	How many times have you changed schools since kindergarten (including changing from elementary to middle and middle to high school)? . . . . .	100
261	Has anyone in your family ever had severe alcohol or drug problems? . . . . .	100
262	About how many adults (over 21) have you known personally who in the past year have: used marijuana, crack, cocaine, or other drugs? . . . . .	100
263	About how many adults (over 21) have you known personally who in the past year have: sold or dealt drugs? . . . . .	101
264	About how many adults (over 21) have you known personally who in the past year have: done other things that could get them in trouble with the police, like stealing, selling stolen goods, mugging or assaulting others, etc.? . . . .	101
265	About how many adults (over 21) have you known personally who in the past year have: gotten drunk or high? . . . . .	101
266	How honest were you in filling out this survey? . . . . .	102

List of Figures

1	Grade Chart . . . . .	12
2	Gender Chart . . . . .	13
3	Age Chart . . . . .	14

# 1 INTRODUCTION

This report was generated from data collected on the *2017 Arkansas Prevention Needs Assessment Student Survey*. This report contains basic frequency tables of all data collected and graphs on the selected demographic variables of grade, gender and age.

Questions regarding the information found in this report can be directed to:

**International Survey Associates dba Pride Surveys**

Mr. Jay Gleaton

2140 Newmarket Parkway

Suite 116

Marietta, GA 30067

Telephone: (800) 279-6361

Fax: (770) 726-9327

Website: <http://www.pridesurveys.com>

# Grade Chart

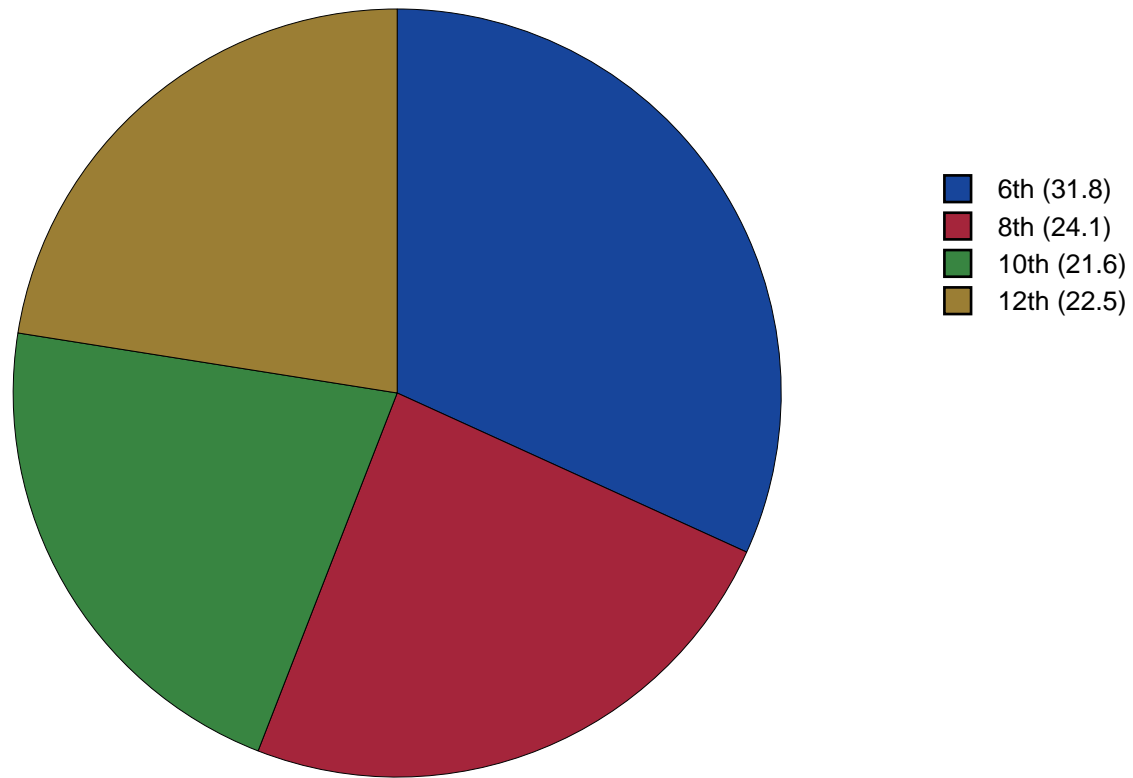


Figure 1: Grade Chart

## Gender Chart

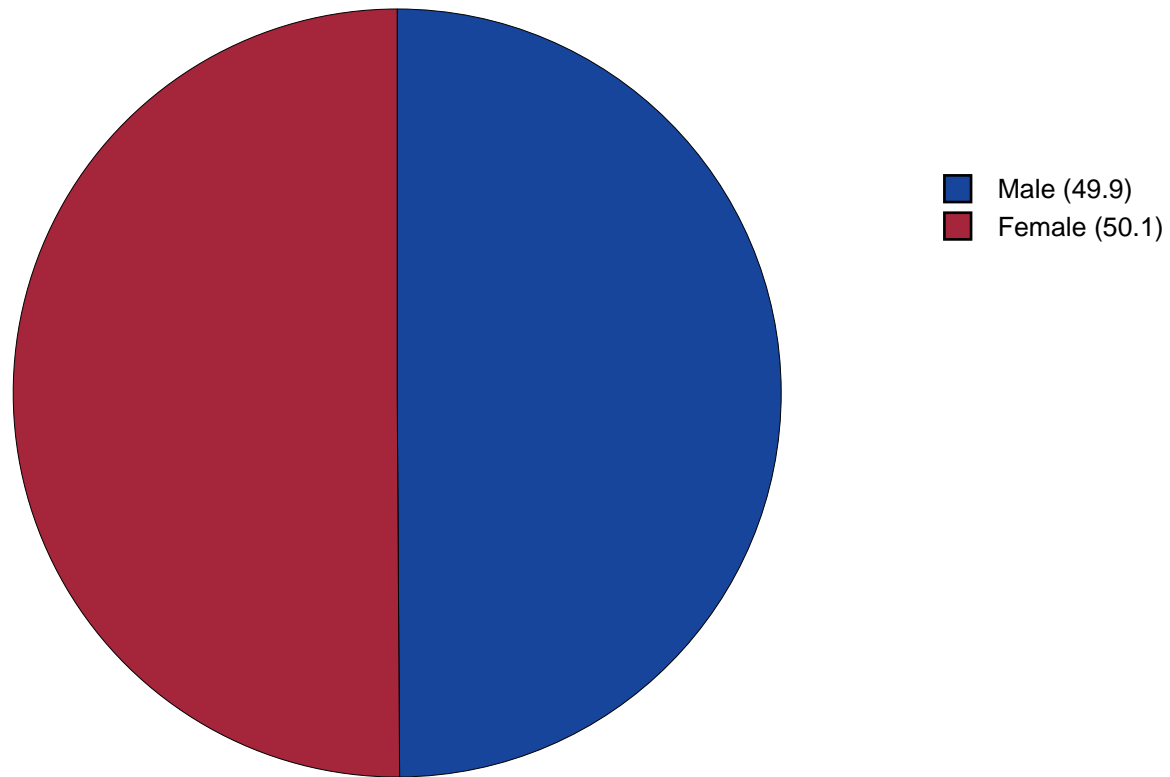


Figure 2: Gender Chart

# Age Chart

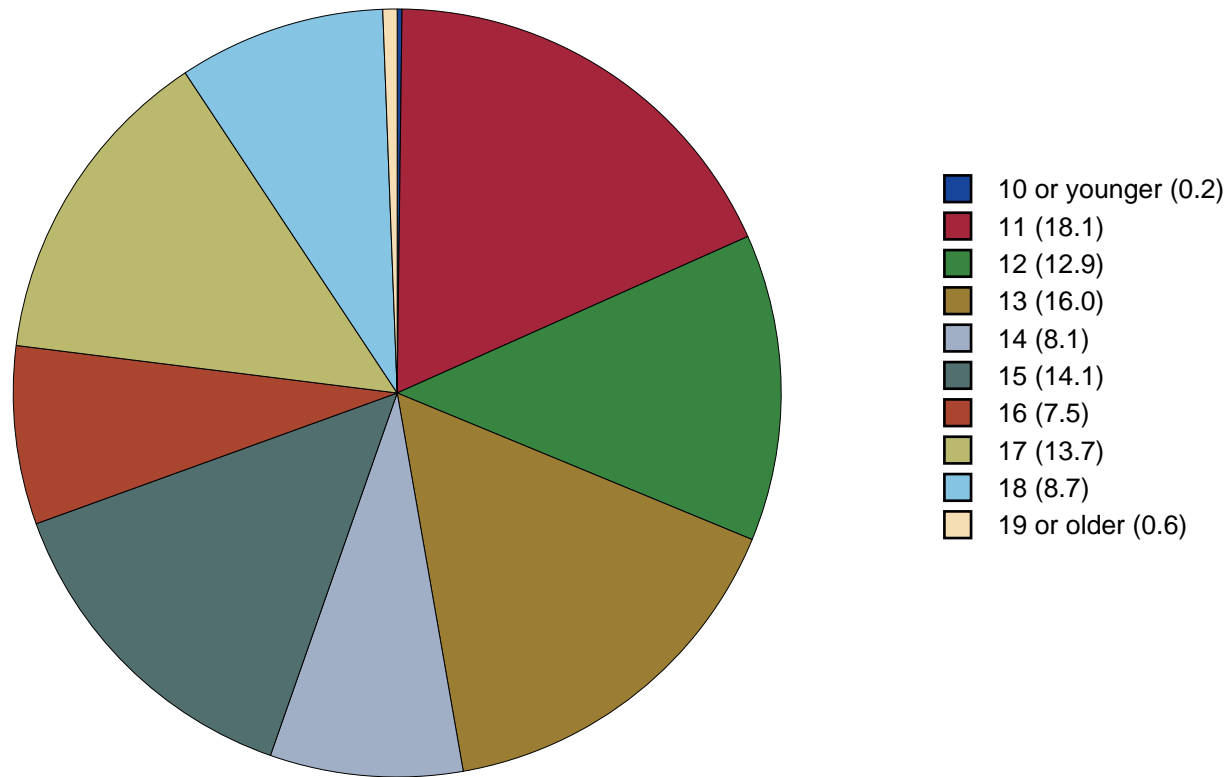


Figure 3: Age Chart



## 2 PERCENTAGE TABLES

The following tables contain frequency distribution detailing how your students responded to each question on the survey. The tables appear in the same order as the questions on the survey. The tables include breakdowns by grade level as well as overall percentages. The *N of Valid* row is a frequency count of the number of valid responses to each question for each grade and overall. The *N of Miss* row is a frequency count of the number of invalid (marked more than one response) or missing (i.e. did not respond) responses to each question for each grade and overall.

For the questions that allowed more than one response (i.e. race, live with, etc.) each response becomes a separate table. If a student did not mark the response, that was counted as a NO response, and if they did mark the response, that was counted as a YES response. Since a non response is a valid response for these questions, the *N of Miss* will always be zero for these questions.

Table 1: Gender



Response	6	8	10	12	Total	
Male	53.4	43.5	48.5	53.1	49.9	
Female	46.6	56.5	51.5	46.9	50.1	
N of Valid	148	108	101	96	453	
N of Miss	5	8	3	12	28	

Table 2: Age











Response	6	8	10	12	Total	
10 or younger	0.7	0.0	0.0	0.0	0.2	
11	56.9	0.0	0.0	0.0	18.1	
12	40.5	0.0	0.0	0.0	12.9	
13	2.0	63.8	0.0	0.0	16.0	
14	0.0	33.6	0.0	0.0	8.1	
15	0.0	2.6	62.5	0.0	14.1	
16	0.0	0.0	34.6	0.0	7.5	
17	0.0	0.0	1.9	59.3	13.7	
18	0.0	0.0	1.0	38.0	8.7	
19 or older	0.0	0.0	0.0	2.8	0.6	
N of Valid	153	116	104	108	481	
N of Miss	0	0	0	0	0	

Table 3: Are you Hispanic or Latino?



Response	6	8	10	12	Total	
No	89.3	93.0	83.5	84.5	87.9	
Yes	10.7	7.0	16.5	15.5	12.1	
N of Valid	150	114	103	103	470	
N of Miss	3	2	1	5	11	

Table 4: What is your race? Black or African American



Response	6	8	10	12	Total	
No	96.7	99.1	98.1	99.1	98.1	
Yes	3.3	0.9	1.9	0.9	1.9	
N of Valid	152	116	103	107	478	
N of Miss	0	0	0	0	0	

Table 5: What is your race? Asian



Response	6	8	10	12	Total	
No	98.7	99.1	97.1	98.1	98.3	
Yes	1.3	0.9	2.9	1.9	1.7	
N of Valid	152	116	103	107	478	
N of Miss	0	0	0	0	0	

Table 6: What is your race? American Indian



Response	6	8	10	12	Total	
No	89.5	93.1	88.3	94.4	91.2	
Yes	10.5	6.9	11.7	5.6	8.8	
N of Valid	152	116	103	107	478	
N of Miss	0	0	0	0	0	

Table 7: What is your race? Alaska Native



Response	6	8	10	12	Total	
No	100.0	100.0	100.0	99.1	99.8	
Yes	0.0	0.0	0.0	0.9	0.2	
N of Valid	152	116	103	107	478	
N of Miss	0	0	0	0	0	

Table 8: What is your race? White



Response	6	8	10	12	Total	
No	18.4	18.1	19.4	13.1	17.4	
Yes	81.6	81.9	80.6	86.9	82.6	
N of Valid	152	116	103	107	478	
N of Miss	0	0	0	0	0	

Table 9: What is your race? Native Hawaiian or Other Pacific Islander



Response	6	8	10	12	Total	
No	98.7	96.6	100.0	98.1	98.3	
Yes	1.3	3.4	0.0	1.9	1.7	
N of Valid	152	116	103	107	478	
N of Miss	0	0	0	0	0	

Table 10: What is your race? Other



Response	6	8	10	12	Total	
No	81.6	91.4	86.4	92.5	87.4	
Yes	18.4	8.6	13.6	7.5	12.6	
N of Valid	152	116	103	107	478	
N of Miss	0	0	0	0	0	

Table 11: What is the highest level of schooling completed by your mother or father?









Response	6	8	10	12	Total	
Completed grade school or less	2.0	0.9	2.9	4.7	2.5	
Some high school	4.0	10.4	20.2	22.4	13.2	
Completed high school	15.9	24.3	25.0	25.2	22.0	
Some college	5.3	10.4	23.1	12.1	11.9	
Completed college	23.2	27.8	15.4	18.7	21.6	
Graduate or professional school after college	3.3	4.3	3.8	6.5	4.4	
Don't know	43.0	19.1	8.7	7.5	21.8	
Does not apply	3.3	2.6	1.0	2.8	2.5	
N of Valid	151	115	104	107	477	
N of Miss	2	1	0	1	4	

Table 12: Think of where you live most of the time. Which of the following people live there with you? Mother



Response	6	8	10	12	Total	
No	17.1	14.8	16.3	20.6	17.2	
Yes	82.9	85.2	83.7	79.4	82.8	
N of Valid	152	115	104	107	478	
N of Miss	0	0	0	0	0	

Table 13: Think of where you live most of the time. Which of the following people live there with you? Stepmother



Response	6	8	10	12	Total	
No	92.8	93.0	94.2	94.4	93.5	
Yes	7.2	7.0	5.8	5.6	6.5	
N of Valid	152	115	104	107	478	
N of Miss	0	0	0	0	0	

Table 14: Think of where you live most of the time. Which of the following people live there with you? Foster Mother



Response	6	8	10	12	Total	
No	99.3	99.1	100.0	100.0	99.6	
Yes	0.7	0.9	0.0	0.0	0.4	
N of Valid	152	115	104	107	478	
N of Miss	0	0	0	0	0	

Table 15: Think of where you live most of the time. Which of the following people live there with you? Grandmother



Response	6	8	10	12	Total	
No	85.5	91.3	91.3	92.5	89.7	
Yes	14.5	8.7	8.7	7.5	10.3	
N of Valid	152	115	104	107	478	
N of Miss	0	0	0	0	0	

Table 16: Think of where you live most of the time. Which of the following people live there with you? Aunt



Response	6	8	10	12	Total	
No	93.4	97.4	99.0	98.1	96.7	
Yes	6.6	2.6	1.0	1.9	3.3	
N of Valid	152	115	104	107	478	
N of Miss	0	0	0	0	0	

Table 17: Think of where you live most of the time. Which of the following people live there with you? Father



Response	6	8	10	12	Total	
No	33.6	33.0	39.4	39.3	36.0	
Yes	66.4	67.0	60.6	60.7	64.0	
N of Valid	152	115	104	107	478	
N of Miss	0	0	0	0	0	



Table 18: Think of where you live most of the time. Which of the following people live there with you? Stepfather



Response	6	8	10	12	Total	
No	84.9	84.3	82.7	83.2	83.9	
Yes	15.1	15.7	17.3	16.8	16.1	
N of Valid	152	115	104	107	478	
N of Miss	0	0	0	0	0	

Table 19: Think of where you live most of the time. Which of the following people live there with you? Foster Father



Response	6	8	10	12	Total	
No	99.3	99.1	99.0	100.0	99.4	
Yes	0.7	0.9	1.0	0.0	0.6	
N of Valid	152	115	104	107	478	
N of Miss	0	0	0	0	0	

Table 20: Think of where you live most of the time. Which of the following people live there with you? Grandfather



Response	6	8	10	12	Total	
No	86.8	93.0	92.3	95.3	91.4	
Yes	13.2	7.0	7.7	4.7	8.6	
N of Valid	152	115	104	107	478	
N of Miss	0	0	0	0	0	

Table 21: Think of where you live most of the time. Which of the following people live there with you? Uncle



Response	6	8	10	12	Total	
No	92.8	96.5	95.2	97.2	95.2	
Yes	7.2	3.5	4.8	2.8	4.8	
N of Valid	152	115	104	107	478	
N of Miss	0	0	0	0	0	

Table 22: Think of where you live most of the time. Which of the following people live there with you? Other Adults



Response	6	8	10	12	Total	
No	95.4	96.5	97.1	96.3	96.2	
Yes	4.6	3.5	2.9	3.7	3.8	
N of Valid	152	115	104	107	478	
N of Miss	0	0	0	0	0	

Table 23: Think of where you live most of the time. Which of the following people live there with you? Brother(s)



Response	6	8	10	12	Total	
No	51.3	45.2	49.0	57.0	50.6	
Yes	48.7	54.8	51.0	43.0	49.4	
N of Valid	152	115	104	107	478	
N of Miss	0	0	0	0	0	

Table 24: Think of where you live most of the time. Which of the following people live there with you? Stepbrother(s)



Response	6	8	10	12	Total	
No	97.4	95.7	96.2	96.3	96.4	
Yes	2.6	4.3	3.8	3.7	3.6	
N of Valid	152	115	104	107	478	
N of Miss	0	0	0	0	0	

Table 25: Think of where you live most of the time. Which of the following people live there with you? Sister(s)



Response	6	8	10	12	Total	
No	55.9	55.7	51.9	59.8	55.9	
Yes	44.1	44.3	48.1	40.2	44.1	
N of Valid	152	115	104	107	478	
N of Miss	0	0	0	0	0	

Table 26: Think of where you live most of the time. Which of the following people live there with you? Stepsister(s)



Response	6	8	10	12	Total	
No	96.1	93.0	95.2	92.5	94.4	
Yes	3.9	7.0	4.8	7.5	5.6	
N of Valid	152	115	104	107	478	
N of Miss	0	0	0	0	0	

Table 27: Think of where you live most of the time. Which of the following people live there with you? Other Children



Response	6	8	10	12	Total	
No	94.7	95.7	90.4	93.5	93.7	
Yes	5.3	4.3	9.6	6.5	6.3	
N of Valid	152	115	104	107	478	
N of Miss	0	0	0	0	0	

Table 28: In my school, students have lots of chances to help decide things like class activities and rules.





Response	6	8	10	12	Total	
NO!	3.9	7.1	19.4	23.6	12.4	
no	24.3	30.1	42.7	44.3	34.2	
yes	67.8	57.5	34.0	28.3	49.2	
YES!	3.9	5.3	3.9	3.8	4.2	
N of Valid	152	113	103	106	474	
N of Miss	1	3	1	2	7	

Table 29: Teachers ask me to work on special classroom projects.





Response	6	8	10	12	Total	
NO!	8.0	8.9	20.8	11.3	11.7	
no	50.0	37.5	40.6	50.9	45.2	
yes	38.7	44.6	36.6	34.0	38.6	
YES!	3.3	8.9	2.0	3.8	4.5	
N of Valid	150	112	101	106	469	
N of Miss	3	4	3	2	12	

Table 30: My teacher(s) notices when I am doing a good job and lets me know about it.


Response	6	8	10	12	Total	
NO!	1.3	2.7	11.5	10.4	5.9	
no	27.0	21.8	26.9	43.4	29.4	
yes	55.3	56.4	52.9	41.5	51.9	
YES!	16.4	19.1	8.7	4.7	12.7	
N of Valid	152	110	104	106	472	
N of Miss	1	6	0	2	9	

Table 31: There are lots of chances for students in my school to get involved in sports, clubs, and other school activities outside of class.


Response	6	8	10	12	Total	
NO!	2.6	2.7	0.0	4.8	2.5	
no	7.2	4.4	12.5	12.4	8.9	
yes	40.1	31.9	59.6	56.2	46.0	
YES!	50.0	61.1	27.9	26.7	42.6	
N of Valid	152	113	104	105	474	
N of Miss	1	3	0	3	7	

Table 32: There are lots of chances for students in my school to talk with a teacher one-on-one.


Response	6	8	10	12	Total	
NO!	2.7	4.5	10.7	13.2	7.2	
no	27.3	14.5	32.0	19.8	23.7	
yes	45.3	50.0	48.5	51.9	48.6	
YES!	24.7	30.9	8.7	15.1	20.5	
N of Valid	150	110	103	106	469	
N of Miss	3	6	1	2	12	

Table 33: I feel safe at my school.

Response	6	8	10	12	Total	
NO!	4.1	3.5	13.7	13.2	8.1	
no	12.2	16.8	27.5	21.7	18.8	
yes	49.3	55.8	52.0	54.7	52.7	
YES!	34.5	23.9	6.9	10.4	20.5	
N of Valid	148	113	102	106	469	
N of Miss	5	3	2	2	12	

Table 34: The school lets my parents know when I have done something well.

Response	6	8	10	12	Total	
NO!	6.0	11.7	33.0	35.8	20.0	
no	32.9	42.3	45.6	48.1	41.4	
yes	45.0	34.2	18.4	12.3	29.2	
YES!	16.1	11.7	2.9	3.8	9.4	
N of Valid	149	111	103	106	469	
N of Miss	4	5	1	2	12	

Table 35: My teachers praise me when I work hard in school.

Response	6	8	10	12	Total	
NO!	5.3	10.7	21.4	18.9	13.2	
no	45.3	44.6	47.6	55.7	48.0	
yes	37.3	39.3	26.2	21.7	31.8	
YES!	12.0	5.4	4.9	3.8	7.0	
N of Valid	150	112	103	106	471	
N of Miss	3	4	1	2	10	

Table 36: Are your school grades better than the grades of most students in your class?

Response	6	8	10	12	Total
NO!	12.2	5.4	11.5	5.7	9.0
no	41.2	36.9	32.7	22.9	34.2
yes	35.8	45.0	39.4	55.2	43.2
YES!	10.8	12.6	16.3	16.2	13.7
N of Valid	148	111	104	105	468
N of Miss	5	5	0	3	13

Table 37: I have lots of chances to be part of class discussions or activities.

Response	6	8	10	12	Total
NO!	3.3	0.9	9.7	7.5	5.1
no	13.2	15.0	16.5	21.7	16.2
yes	59.9	54.0	65.0	62.3	60.1
YES!	23.7	30.1	8.7	8.5	18.6
N of Valid	152	113	103	106	474
N of Miss	1	3	1	2	7

Table 38: Now thinking back over the past year in school, how often did you: enjoy being in school?

Response	6	8	10	12	Total
Never	7.4	6.3	18.4	18.9	12.2
Seldom	12.1	16.2	25.2	32.1	20.5
Sometimes	41.6	35.1	34.0	33.0	36.5
Often	16.8	27.0	14.6	14.2	18.1
Almost always	22.1	15.3	7.8	1.9	12.8
N of Valid	149	111	103	106	469
N of Miss	4	5	1	2	12



Table 39: Now thinking back over the past year in school, how often did you: hate being in school?

Response	6	8	10	12	Total
Never	13.4	6.4	0.0	4.8	6.9
Seldom	36.2	21.8	18.4	10.5	23.1
Sometimes	25.5	38.2	30.1	30.5	30.6
Often	10.1	20.9	27.2	32.4	21.4
Almost always	14.8	12.7	24.3	21.9	18.0
N of Valid	149	110	103	105	467
N of Miss	4	6	1	3	14

Table 40: Now thinking back over the past year in school, how often did you: try to do your best work in school?

Response	6	8	10	12	Total
Never	0.0	0.0	1.0	1.9	0.6
Seldom	0.7	2.7	6.9	2.9	3.0
Sometimes	7.4	12.4	22.5	19.0	14.5
Often	17.4	23.0	27.5	37.1	25.4
Almost always	74.5	61.9	42.2	39.0	56.5
N of Valid	149	113	102	105	469
N of Miss	4	3	2	3	12

Table 41: How often do you feel that the school work you are assigned is meaningful and important?

Response	6	8	10	12	Total
Never	1.3	3.6	9.7	12.4	6.1
Seldom	5.3	10.7	25.2	32.4	16.9
Sometimes	34.9	32.1	43.7	37.1	36.7
Often	25.7	35.7	15.5	14.3	23.3
Almost always	32.9	17.9	5.8	3.8	16.9
N of Valid	152	112	103	105	472
N of Miss	1	4	1	3	9

Table 42: Putting them all together, what were your grades like last year?

Response	6	8	10	12	Total
Mostly F's	0.0	0.0	0.0	1.9	0.4
Mostly D's	3.9	1.8	3.9	0.9	2.7
Mostly C's	16.4	14.2	25.2	19.8	18.6
Mostly B's	36.8	34.5	40.8	34.9	36.7
Mostly A's	42.8	49.6	30.1	42.5	41.6
N of Valid	152	113	103	106	474
N of Miss	1	3	1	2	7

Table 43: How important do you think the things you are learning in school are going to be for your later life?

Response	6	8	10	12	Total
Very important	44.1	35.4	3.9	5.7	24.7
Quite important	27.0	22.1	16.5	17.1	21.4
Fairly important	21.1	27.4	35.9	38.1	29.6
Slightly important	7.2	12.4	35.9	34.3	20.7
Not at all important	0.7	2.7	7.8	4.8	3.6
N of Valid	152	113	103	105	473
N of Miss	1	3	1	3	8

Table 44: During the LAST FOUR WEEKS how many whole days of school have you missed because you skipped or "cut"?

Response	6	8	10	12	Total
None	65.1	66.1	63.1	44.3	60.3
1	9.2	14.3	9.7	18.9	12.7
2	9.2	8.0	5.8	12.3	8.9
3	5.9	3.6	8.7	11.3	7.2
4-5	5.9	4.5	8.7	7.5	6.6
6-10	4.6	2.7	1.9	3.8	3.4
11 or more	0.0	0.9	1.9	1.9	1.1
N of Valid	152	112	103	106	473
N of Miss	1	4	1	2	8

Table 45: What are the chances you would be seen as cool if you: smoked cigarettes?






Response	6	8	10	12	Total	
No or very little chance	92.4	73.2	63.5	60.4	74.0	
Little chance	5.6	12.5	21.2	23.6	14.8	
Some chance	1.4	8.0	10.6	11.3	7.3	
Pretty good chance	0.7	4.5	4.8	0.9	2.6	
Very good chance	0.0	1.8	0.0	3.8	1.3	
N of Valid	144	112	104	106	466	
N of Miss	9	4	0	2	15	

Table 46: What are the chances you would be seen as cool if you: worked hard at school?






Response	6	8	10	12	Total	
No or very little chance	5.6	6.3	17.3	14.2	10.3	
Little chance	9.7	15.3	12.5	20.8	14.2	
Some chance	13.9	20.7	33.7	28.3	23.2	
Pretty good chance	34.0	35.1	25.0	23.6	29.9	
Very good chance	36.8	22.5	11.5	13.2	22.4	
N of Valid	144	111	104	106	465	
N of Miss	9	5	0	2	16	

Table 47: What are the chances you would be seen as cool if you: began drinking alcoholic beverages regularly, that is, at least once or twice a month?






Response	6	8	10	12	Total	
No or very little chance	88.0	68.8	53.8	40.6	64.9	
Little chance	5.6	10.7	21.2	17.0	12.9	
Some chance	2.8	9.8	8.7	19.8	9.7	
Pretty good chance	1.4	6.2	13.5	13.2	8.0	
Very good chance	2.1	4.5	2.9	9.4	4.5	
N of Valid	142	112	104	106	464	
N of Miss	11	4	0	2	17	

Table 48: What are the chances you would be seen as cool if you: defended someone who was being bullied?

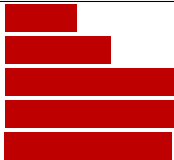
Response	6	8	10	12	Total	
No or very little chance	7.6	6.3	13.6	10.4	9.3	
Little chance	9.0	17.1	19.4	16.0	14.9	
Some chance	17.4	18.0	30.1	38.7	25.2	
Pretty good chance	26.4	32.4	22.3	20.8	25.6	
Very good chance	39.6	26.1	14.6	14.2	25.0	
N of Valid	144	111	103	106	464	
N of Miss	9	5	1	2	17	

Table 49: What are the chances you would be seen as cool if you: smoked marijuana?


Response	6	8	10	12	Total	
No or very little chance	92.4	72.3	46.6	40.0	65.5	
Little chance	3.5	8.9	19.4	15.2	11.0	
Some chance	2.1	4.5	7.8	22.9	8.6	
Pretty good chance	1.4	5.4	17.5	8.6	7.5	
Very good chance	0.7	8.9	8.7	13.3	7.3	
N of Valid	144	112	103	105	464	
N of Miss	9	4	1	3	17	

Table 50: What are the chances you would be seen as cool if you: carried a handgun?


Response	6	8	10	12	Total	
No or very little chance	77.5	70.5	57.7	58.5	67.0	
Little chance	9.9	13.4	16.3	22.6	15.1	
Some chance	2.1	8.9	14.4	6.6	7.5	
Pretty good chance	5.6	2.7	7.7	4.7	5.2	
Very good chance	4.9	4.5	3.8	7.5	5.2	
N of Valid	142	112	104	106	464	
N of Miss	11	4	0	2	17	

Table 51: What are the chances you would be seen as cool if you: used e-cigarettes, e-cigars or e-hookahs (vaping)?


Response	6	8	10	12	Total	
No or very little chance	88.2	64.3	49.0	42.5	63.3	
Little chance	2.8	11.6	11.5	15.1	9.7	
Some chance	4.2	8.9	5.8	15.1	8.2	
Pretty good chance	2.1	8.9	12.5	7.5	7.3	
Very good chance	2.8	6.2	21.2	19.8	11.6	
N of Valid	144	112	104	106	466	
N of Miss	9	4	0	2	15	

Table 52: What are the chances you would be seen as cool if you: bullied someone or cyber bullied someone?


Response	6	8	10	12	Total	
No or very little chance	88.2	64.3	49.0	42.5	63.3	
Little chance	2.8	11.6	11.5	15.1	9.7	
Some chance	4.2	8.9	5.8	15.1	8.2	
Pretty good chance	2.1	8.9	12.5	7.5	7.3	
Very good chance	2.8	6.2	21.2	19.8	11.6	
N of Valid	144	112	104	106	466	
N of Miss	9	4	0	2	15	

Table 53: Think of your four best friends (the friends you feel closest to). In the past year (12 months), how many of your best friends have: participated in clubs, organizations or activities at school?

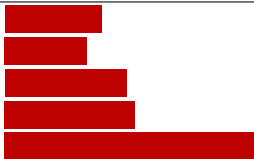
Response	6	8	10	12	Total	
0	11.9	9.1	17.3	16.2	13.4	
1	9.8	10.0	9.6	15.2	11.0	
2	21.0	18.2	16.3	13.3	17.5	
3	17.5	20.9	20.2	17.1	18.8	
4	39.9	41.8	36.5	38.1	39.2	
N of Valid	143	110	104	105	462	
N of Miss	10	6	0	3	19	

Table 54: Think of your four best friends (the friends you feel closest to). In the past year (12 months), how many of your best friends have: smoked cigarettes?






Response	6	8	10	12	Total	
0	96.5	77.3	60.2	51.4	73.6	
1	3.5	12.7	17.5	21.0	12.8	
2	0.0	3.6	11.7	13.3	6.5	
3	0.0	2.7	2.9	7.6	3.0	
4	0.0	3.6	7.8	6.7	4.1	
N of Valid	144	110	103	105	462	
N of Miss	9	6	1	3	19	

Table 55: Think of your four best friends (the friends you feel closest to). In the past year (12 months), how many of your best friends have: tried beer, wine or hard liquor (for example, vodka, whiskey, or gin) when their parents didn't know about it?






Response	6	8	10	12	Total	
0	93.0	66.4	39.4	32.7	60.9	
1	5.6	17.3	16.3	13.5	12.6	
2	1.4	9.1	18.3	16.3	10.4	
3	0.0	0.9	7.7	6.7	3.5	
4	0.0	6.4	18.3	30.8	12.6	
N of Valid	142	110	104	104	460	
N of Miss	11	6	0	4	21	

Table 56: Think of your four best friends (the friends you feel closest to). In the past year (12 months), how many of your best friends have: used e-cigarettes, e-cigars, or e-hookahs?






Response	6	8	10	12	Total	
0	95.1	77.3	49.0	41.0	68.1	
1	2.8	9.1	16.3	11.4	9.3	
2	1.4	6.4	8.7	13.3	6.9	
3	0.0	0.9	6.7	9.5	3.9	
4	0.7	6.4	19.2	24.8	11.7	
N of Valid	142	110	104	105	461	
N of Miss	11	6	0	3	20	



Table 57: Think of your four best friends (the friends you feel closest to). In the past year (12 months), how many of your best friends have: used marijuana?






Response	6	8	10	12	Total	
0	97.9	80.6	57.7	45.7	72.8	
1	2.1	8.3	16.3	15.2	9.8	
2	0.0	4.6	13.5	21.9	9.2	
3	0.0	2.8	3.8	4.8	2.6	
4	0.0	3.7	8.7	12.4	5.7	
N of Valid	142	108	104	105	459	
N of Miss	11	8	0	3	22	

Table 58: Think of your four best friends (the friends you feel closest to). In the past year (12 months), how many of your best friends have: used prescription drugs or non-prescription drugs for the purpose of getting high?






Response	6	8	10	12	Total	
0	97.9	91.7	75.0	76.2	86.3	
1	2.1	3.7	13.5	10.5	7.0	
2	0.0	0.0	5.8	4.8	2.4	
3	0.0	2.8	1.0	2.9	1.5	
4	0.0	1.8	4.8	5.7	2.8	
N of Valid	141	109	104	105	459	
N of Miss	12	7	0	3	22	

Table 59: Think of your four best friends (the friends you feel closest to). In the past year (12 months), how many of your best friends have: used synthetic marijuana (K2, spice) or bath salts?






Response	6	8	10	12	Total	
0	96.5	96.3	89.3	92.4	93.9	
1	2.1	0.9	4.9	1.9	2.4	
2	1.4	0.9	2.9	1.9	1.8	
3	0.0	0.9	0.0	1.0	0.4	
4	0.0	0.9	2.9	2.9	1.5	
N of Valid	141	107	103	105	456	
N of Miss	12	9	1	3	25	

Table 60: Think of your four best friends (the friends you feel closest to). In the past year (12 months), how many of your best friends have: used LSD, cocaine, amphetamines, or other illegal drugs?






Response	6	8	10	12	Total	
0	98.6	93.6	83.7	86.7	91.3	
1	1.4	3.7	10.6	6.7	5.2	
2	0.0	0.9	3.8	1.9	1.5	
3	0.0	0.9	0.0	1.0	0.4	
4	0.0	0.9	1.9	3.8	1.5	
N of Valid	142	109	104	105	460	
N of Miss	11	7	0	3	21	

Table 61: Think of your four best friends (the friends you feel closest to). In the past year (12 months), how many of your best friends have: been bullied?






Response	6	8	10	12	Total	
0	32.9	35.8	49.5	63.8	44.4	
1	22.9	23.9	18.4	20.0	21.4	
2	20.0	20.2	19.4	6.7	16.8	
3	5.0	7.3	1.9	3.8	4.6	
4	19.3	12.8	10.7	5.7	12.7	
N of Valid	140	109	103	105	457	
N of Miss	13	7	1	3	24	

Table 62: Think of your four best friends (the friends you feel closest to). In the past year (12 months), how many of your best friends have: been suspended from school?






Response	6	8	10	12	Total	
0	78.2	74.8	66.3	76.2	74.2	
1	14.8	15.0	18.3	19.0	16.6	
2	4.9	5.6	7.7	2.9	5.2	
3	1.4	1.9	3.8	0.0	1.7	
4	0.7	2.8	3.8	1.9	2.2	
N of Valid	142	107	104	105	458	
N of Miss	11	9	0	3	23	

Table 63: Think of your four best friends (the friends you feel closest to). In the past year (12 months), how many of your best friends have: carried a handgun?






Response	6	8	10	12	Total	
0	92.9	94.5	87.5	87.6	90.8	
1	2.1	4.6	8.7	8.6	5.7	
2	2.1	0.0	1.0	1.0	1.1	
3	0.0	0.0	0.0	1.0	0.2	
4	2.8	0.9	2.9	1.9	2.2	
N of Valid	141	109	104	105	459	
N of Miss	12	7	0	3	22	

Table 64: Think of your four best friends (the friends you feel closest to). In the past year (12 months), how many of your best friends have: sold illegal drugs?





Response	6	8	10	12	Total	
0	99.3	96.3	82.7	83.8	91.3	
1	0.7	0.9	12.5	8.6	5.2	
2	0.0	1.9	1.0	3.8	1.5	
3	0.0	0.0	0.0	0.0	0.0	
4	0.0	0.9	3.8	3.8	2.0	
N of Valid	141	108	104	105	458	
N of Miss	12	8	0	3	23	

Table 65: Think of your four best friends (the friends you feel closest to). In the past year (12 months), how many of your best friends have: regularly attended religious services?






Response	6	8	10	12	Total	
0	40.1	23.9	26.0	42.3	33.5	
1	10.9	11.0	26.0	26.9	18.1	
2	12.4	22.0	23.1	14.4	17.6	
3	9.5	17.4	10.6	8.7	11.5	
4	27.0	25.7	14.4	7.7	19.4	
N of Valid	137	109	104	104	454	
N of Miss	16	7	0	4	27	

Table 66: Think of your four best friends (the friends you feel closest to). In the past year (12 months), how many of your best friends have: stolen or tried to steal a motor vehicle such as a car or motorcycle?

Response	6	8	10	12	Total	
0	98.6	95.4	88.3	97.1	95.2	
1	0.7	3.7	8.7	1.9	3.5	
2	0.0	0.0	1.9	1.0	0.7	
3	0.0	0.9	0.0	0.0	0.2	
4	0.7	0.0	1.0	0.0	0.4	
N of Valid	141	108	103	105	457	
N of Miss	12	8	1	3	24	

Table 67: Think of your four best friends (the friends you feel closest to). In the past year (12 months), how many of your best friends have: been arrested?

Response	6	8	10	12	Total	
0	99.3	92.7	79.8	81.9	89.3	
1	0.7	4.6	10.6	12.4	6.5	
2	0.0	1.8	4.8	3.8	2.4	
3	0.0	0.9	1.9	0.0	0.7	
4	0.0	0.0	2.9	1.9	1.1	
N of Valid	141	109	104	105	459	
N of Miss	12	7	0	3	22	

Table 68: Think of your four best friends (the friends you feel closest to). In the past year (12 months), how many of your best friends have: dropped out of school?

Response	6	8	10	12	Total	
0	97.9	98.2	80.8	90.4	92.4	
1	1.4	0.9	11.5	6.7	4.8	
2	0.0	0.9	4.8	1.9	1.7	
3	0.7	0.0	0.0	0.0	0.2	
4	0.0	0.0	2.9	1.0	0.9	
N of Valid	142	109	104	104	459	
N of Miss	11	7	0	4	22	

Table 69: Think of your four best friends (the friends you feel closest to). In the past year (12 months), how many of your best friends have: been members of a gang?





Response	6	8	10	12	Total	
0	90.1	95.4	91.3	96.2	93.0	
1	7.0	3.7	2.9	1.9	4.1	
2	1.4	0.0	2.9	1.0	1.3	
3	0.0	0.0	0.0	0.0	0.0	
4	1.4	0.9	2.9	1.0	1.5	
N of Valid	142	109	104	105	460	
N of Miss	11	7	0	3	21	

Table 70: How old were you when you first: smoked marijuana?










Response	6	8	10	12	Total	
Never	100.0	93.5	72.8	57.5	82.5	
10 or younger	0.0	1.9	3.9	0.0	1.3	
11	0.0	1.9	2.9	1.9	1.5	
12	0.0	0.9	3.9	3.8	2.0	
13	0.0	0.9	2.9	7.5	2.6	
14	0.0	0.9	8.7	3.8	3.1	
15	0.0	0.0	4.9	4.7	2.2	
16	0.0	0.0	0.0	12.3	2.8	
17 or older	0.0	0.0	0.0	8.5	2.0	
N of Valid	141	108	103	106	458	
N of Miss	12	8	1	2	23	

Table 71: How old were you when you first: smoked a cigarette, even just a puff?










Response	6	8	10	12	Total	
Never	99.3	84.1	69.3	56.2	78.9	
10 or younger	0.0	5.6	15.8	5.7	6.2	
11	0.7	4.7	2.0	3.8	2.7	
12	0.0	1.9	2.0	5.7	2.2	
13	0.0	3.7	5.9	4.8	3.3	
14	0.0	0.0	1.0	4.8	1.3	
15	0.0	0.0	3.0	5.7	2.0	
16	0.0	0.0	1.0	8.6	2.2	
17 or older	0.0	0.0	0.0	4.8	1.1	
N of Valid	138	107	101	105	451	
N of Miss	15	9	3	3	30	

Table 72: How old were you when you first: had more than a sip or two of beer, wine or hard liquor (for example, vodka, whiskey, or gin)?










Response	6	8	10	12	Total	
Never	89.4	70.6	46.5	33.3	62.5	
10 or younger	9.9	14.7	18.8	12.4	13.6	
11	0.7	4.6	5.0	2.9	3.1	
12	0.0	3.7	5.9	5.7	3.5	
13	0.0	5.5	3.0	6.7	3.5	
14	0.0	0.9	10.9	6.7	4.2	
15	0.0	0.0	7.9	10.5	4.2	
16	0.0	0.0	2.0	11.4	3.1	
17 or older	0.0	0.0	0.0	10.5	2.4	
N of Valid	141	109	101	105	456	
N of Miss	12	7	3	3	25	

Table 73: How old were you when you first: began drinking alcoholic beverages regularly, that is, at least once or twice a month?










Response	6	8	10	12	Total	
Never	99.3	95.4	78.6	61.3	84.9	
10 or younger	0.7	2.8	1.9	0.9	1.5	
11	0.0	0.0	2.9	0.0	0.7	
12	0.0	0.0	1.9	0.9	0.7	
13	0.0	0.0	1.0	1.9	0.7	
14	0.0	1.9	2.9	3.8	2.0	
15	0.0	0.0	6.8	4.7	2.6	
16	0.0	0.0	2.9	11.3	3.3	
17 or older	0.0	0.0	1.0	15.1	3.7	
N of Valid	141	108	103	106	458	
N of Miss	12	8	1	2	23	

Table 74: How old were you when you first: used Pegaramide (peg, Peggy)?


Response	6	8	10	12	Total	
Never	100.0	100.0	100.0	100.0	100.0	
10 or younger	0.0	0.0	0.0	0.0	0.0	
11	0.0	0.0	0.0	0.0	0.0	
12	0.0	0.0	0.0	0.0	0.0	
13	0.0	0.0	0.0	0.0	0.0	
14	0.0	0.0	0.0	0.0	0.0	
15	0.0	0.0	0.0	0.0	0.0	
16	0.0	0.0	0.0	0.0	0.0	
17 or older	0.0	0.0	0.0	0.0	0.0	
N of Valid	141	109	102	106	458	
N of Miss	12	7	2	2	23	

Table 75: How old were you when you first: got suspended from school?










Response	6	8	10	12	Total	
Never	92.1	90.8	82.5	87.7	88.6	
10 or younger	4.3	1.8	5.8	3.8	3.9	
11	3.6	0.0	1.0	0.9	1.5	
12	0.0	3.7	3.9	1.9	2.2	
13	0.0	3.7	3.9	0.9	2.0	
14	0.0	0.0	1.9	0.9	0.7	
15	0.0	0.0	1.0	0.0	0.2	
16	0.0	0.0	0.0	1.9	0.4	
17 or older	0.0	0.0	0.0	1.9	0.4	
N of Valid	139	109	103	106	457	
N of Miss	14	7	1	2	24	

Table 76: How old were you when you first: got arrested?








Response	6	8	10	12	Total	
Never	100.0	99.1	91.3	97.1	97.1	
10 or younger	0.0	0.0	0.0	1.0	0.2	
11	0.0	0.9	0.0	1.0	0.4	
12	0.0	0.0	2.9	0.0	0.7	
13	0.0	0.0	1.9	1.0	0.7	
14	0.0	0.0	2.9	0.0	0.7	
15	0.0	0.0	1.0	0.0	0.2	
16	0.0	0.0	0.0	0.0	0.0	
17 or older	0.0	0.0	0.0	0.0	0.0	
N of Valid	140	109	103	103	455	
N of Miss	13	7	1	5	26	



Table 77: How old were you when you first: carried a handgun?









Response	6	8	10	12	Total	
Never	91.4	94.5	89.3	92.4	91.9	
10 or younger	4.3	1.8	3.9	1.9	3.1	
11	4.3	0.9	1.0	0.0	1.8	
12	0.0	0.0	1.0	1.0	0.4	
13	0.0	2.8	2.9	0.0	1.3	
14	0.0	0.0	1.0	1.0	0.4	
15	0.0	0.0	1.0	1.0	0.4	
16	0.0	0.0	0.0	0.0	0.0	
17 or older	0.0	0.0	0.0	2.9	0.7	
N of Valid	140	109	103	105	457	
N of Miss	13	7	1	3	24	

Table 78: How old were you when you first: used e-cigarettes, e-cigars, or e-hookahs (vaping)?










Response	6	8	10	12	Total	
Never	98.6	88.1	71.8	54.3	79.9	
10 or younger	0.0	0.9	1.9	0.0	0.7	
11	1.4	4.6	1.9	0.0	2.0	
12	0.0	2.8	3.9	2.9	2.2	
13	0.0	3.7	2.9	1.0	1.8	
14	0.0	0.0	8.7	5.7	3.3	
15	0.0	0.0	5.8	10.5	3.7	
16	0.0	0.0	2.9	13.3	3.7	
17 or older	0.0	0.0	0.0	12.4	2.8	
N of Valid	140	109	103	105	457	
N of Miss	13	7	1	3	24	

Table 79: How old were you when you first: belonged to a gang?








Response	6	8	10	12	Total	
Never	97.9	97.2	96.1	98.1	97.4	
10 or younger	0.0	0.0	0.0	0.0	0.0	
11	2.1	0.0	1.0	0.0	0.9	
12	0.0	0.9	0.0	0.0	0.2	
13	0.0	1.8	0.0	0.0	0.4	
14	0.0	0.0	1.0	0.0	0.2	
15	0.0	0.0	1.9	1.0	0.7	
16	0.0	0.0	0.0	0.0	0.0	
17 or older	0.0	0.0	0.0	1.0	0.2	
N of Valid	140	109	103	104	456	
N of Miss	13	7	1	4	25	

Table 80: How old were you when you first: used prescription drugs not prescribed to you?










Response	6	8	10	12	Total	
Never	99.3	94.5	85.4	84.9	91.7	
10 or younger	0.0	0.0	1.0	0.9	0.4	
11	0.7	1.8	2.9	0.9	1.5	
12	0.0	0.0	1.0	0.9	0.4	
13	0.0	3.7	1.0	0.9	1.3	
14	0.0	0.0	3.9	2.8	1.5	
15	0.0	0.0	3.9	3.8	1.7	
16	0.0	0.0	0.0	0.9	0.2	
17 or older	0.0	0.0	1.0	3.8	1.1	
N of Valid	140	109	103	106	458	
N of Miss	13	7	1	2	23	

Table 81: How wrong do you think it is for someone your age to: take a handgun to school?





Response	6	8	10	12	Total	
Very wrong	93.0	82.4	73.1	71.7	81.1	
Wrong	3.5	13.9	22.1	20.8	14.1	
A little bit wrong	2.8	3.7	3.8	4.7	3.7	
Not at all wrong	0.7	0.0	1.0	2.8	1.1	
N of Valid	143	108	104	106	461	
N of Miss	10	8	0	2	20	

Table 82: How wrong do you think it is for someone your age to: steal anything?





Response	6	8	10	12	Total	
Very wrong	83.8	74.1	53.8	64.8	70.4	
Wrong	13.4	20.4	30.8	26.7	22.0	
A little bit wrong	2.1	5.6	14.4	7.6	7.0	
Not at all wrong	0.7	0.0	1.0	1.0	0.7	
N of Valid	142	108	104	105	459	
N of Miss	11	8	0	3	22	

Table 83: How wrong do you think it is for someone your age to: pick a fight with someone?





Response	6	8	10	12	Total	
Very wrong	55.9	46.7	39.4	39.6	46.3	
Wrong	31.5	30.8	24.0	36.8	30.9	
A little bit wrong	10.5	21.5	23.1	21.7	18.5	
Not at all wrong	2.1	0.9	13.5	1.9	4.3	
N of Valid	143	107	104	106	460	
N of Miss	10	9	0	2	21	

Table 84: How wrong do you think it is for someone your age to: attack someone with the idea of seriously hurting them?





Response	6	8	10	12	Total	
Very wrong	89.4	82.5	65.0	63.1	76.2	
Wrong	5.0	15.5	21.4	26.2	16.0	
A little bit wrong	2.8	1.9	13.6	7.8	6.2	
Not at all wrong	2.8	0.0	0.0	2.9	1.6	
N of Valid	141	103	103	103	450	
N of Miss	12	13	1	5	31	

Table 85: How wrong do you think it is for someone your age to: stay away from school all day when their parents think they are at school?





Response	6	8	10	12	Total	
Very wrong	87.4	76.6	48.1	37.7	64.6	
Wrong	9.8	19.6	27.9	34.0	21.7	
A little bit wrong	1.4	3.7	18.3	24.5	11.1	
Not at all wrong	1.4	0.0	5.8	3.8	2.6	
N of Valid	143	107	104	106	460	
N of Miss	10	9	0	2	21	

Table 86: How wrong do you think it is for someone your age to: drink beer, wine or hard liquor (for example, vodka, whiskey, or gin) regularly?





Response	6	8	10	12	Total	
Very wrong	90.9	79.4	38.2	38.7	64.4	
Wrong	6.3	12.1	27.5	22.6	16.2	
A little bit wrong	1.4	4.7	25.5	24.5	12.9	
Not at all wrong	1.4	3.7	8.8	14.2	6.6	
N of Valid	143	107	102	106	458	
N of Miss	10	9	2	2	23	

Table 87: How wrong do you think it is for someone your age to: smoke cigarettes?





Response	6	8	10	12	Total	
Very wrong	93.0	83.0	50.5	50.9	71.4	
Wrong	5.6	12.3	24.3	17.9	14.2	
A little bit wrong	0.7	4.7	18.4	19.8	10.0	
Not at all wrong	0.7	0.0	6.8	11.3	4.4	
N of Valid	143	106	103	106	458	
N of Miss	10	10	1	2	23	

Table 88: How wrong do you think it is for someone your age to: smoke marijuana?





Response	6	8	10	12	Total	
Very wrong	94.4	82.2	50.0	40.6	69.1	
Wrong	2.1	10.3	20.2	17.9	11.7	
A little bit wrong	2.8	6.5	12.5	17.9	9.3	
Not at all wrong	0.7	0.9	17.3	23.6	9.8	
N of Valid	143	107	104	106	460	
N of Miss	10	9	0	2	21	

Table 89: How wrong do you think it is for someone your age to: use prescription drugs or non-prescription drugs for the purpose of getting high?





Response	6	8	10	12	Total	
Very wrong	95.8	92.5	78.6	74.5	86.2	
Wrong	2.1	7.5	17.5	18.9	10.7	
A little bit wrong	0.7	0.0	2.9	4.7	2.0	
Not at all wrong	1.4	0.0	1.0	1.9	1.1	
N of Valid	142	107	103	106	458	
N of Miss	11	9	1	2	23	

Table 90: How wrong do you think it is for someone your age to: use synthetic marijuana (K2, spice) or bath salts?

Response	6	8	10	12	Total	
Very wrong	96.5	93.5	84.6	82.1	89.8	
Wrong	1.4	5.6	11.5	12.3	7.2	
A little bit wrong	1.4	0.0	2.9	1.9	1.5	
Not at all wrong	0.7	0.9	1.0	3.8	1.5	
N of Valid	142	107	104	106	459	
N of Miss	11	9	0	2	22	

Table 91: How wrong do you think it is for someone your age to: use LSD, cocaine, amphetamines or another illegal drug?

Response	6	8	10	12	Total	
Very wrong	97.2	92.5	84.6	83.8	90.2	
Wrong	1.4	4.7	12.5	10.5	6.8	
A little bit wrong	0.7	1.9	1.9	1.9	1.5	
Not at all wrong	0.7	0.9	1.0	3.8	1.5	
N of Valid	141	107	104	105	457	
N of Miss	12	9	0	3	24	

Table 92: How wrong do you think it is for someone your age to: use e-cigarettes, e-cigars or e-hookahs (vaping)?

Response	6	8	10	12	Total	
Very wrong	92.3	80.4	38.5	38.7	64.9	
Wrong	5.6	10.3	20.2	17.0	12.6	
A little bit wrong	0.7	7.5	25.0	18.9	12.0	
Not at all wrong	1.4	1.9	16.3	25.5	10.5	
N of Valid	142	107	104	106	459	
N of Miss	11	9	0	2	22	

Table 93: At school during the past 12 months, did you receive help from the resource teacher, speech therapist or other special education teacher?

Response	6	8	10	12	Total
No	0.0	0.0	0.0	0.0	0.0
Yes	0.0	0.0	0.0	0.0	0.0
N of Valid	0	0	0	0	0
N of Miss	0	0	0	0	0

Table 94: How many times in the past year (12 months) have you: been suspended from school?

Response	6	8	10	12	Total
Never	95.1	90.5	91.3	94.3	93.0
1 to 2 times	4.9	8.6	4.8	2.8	5.3
3 to 5 times	0.0	0.0	3.8	2.8	1.5
6 to 9 times	0.0	0.0	0.0	0.0	0.0
10+ times	0.0	1.0	0.0	0.0	0.2
N of Valid	142	105	104	106	457
N of Miss	11	11	0	2	24

Table 95: How many times in the past year (12 months) have you: carried a handgun?

Response	6	8	10	12	Total
Never	93.7	99.0	95.2	94.3	95.4
1 to 2 times	3.5	1.0	2.9	2.9	2.6
3 to 5 times	2.1	0.0	0.0	0.0	0.7
6 to 9 times	0.0	0.0	0.0	1.0	0.2
10+ times	0.7	0.0	1.9	1.9	1.1
N of Valid	142	102	104	105	453
N of Miss	11	14	0	3	28

Table 96: How many times in the past year (12 months) have you: sold illegal drugs?






Response	6	8	10	12	Total	
Never	100.0	100.0	95.1	91.5	96.9	
1 to 2 times	0.0	0.0	1.9	2.8	1.1	
3 to 5 times	0.0	0.0	1.0	1.9	0.7	
6 to 9 times	0.0	0.0	1.0	1.9	0.7	
10+ times	0.0	0.0	1.0	1.9	0.7	
N of Valid	140	105	103	106	454	
N of Miss	13	11	1	2	27	

Table 97: How many times in the past year (12 months) have you: stolen or tried to steal a motor vehicle such as a car or motorcycle?





Response	6	8	10	12	Total	
Never	99.3	100.0	96.2	98.1	98.5	
1 to 2 times	0.0	0.0	1.9	1.9	0.9	
3 to 5 times	0.0	0.0	0.0	0.0	0.0	
6 to 9 times	0.7	0.0	1.0	0.0	0.4	
10+ times	0.0	0.0	1.0	0.0	0.2	
N of Valid	142	105	104	104	455	
N of Miss	11	11	0	4	26	

Table 98: How many times in the past year (12 months) have you: participated in clubs, organizations or activities at school?






Response	6	8	10	12	Total	
Never	39.4	36.2	29.1	39.6	36.4	
1 to 2 times	11.3	12.4	20.4	14.2	14.3	
3 to 5 times	17.6	21.0	8.7	9.4	14.5	
6 to 9 times	9.2	4.8	5.8	9.4	7.5	
10+ times	22.5	25.7	35.9	27.4	27.4	
N of Valid	142	105	103	106	456	
N of Miss	11	11	1	2	25	



Table 99: How many times in the past year (12 months) have you: been arrested?




Response	6	8	10	12	Total	
Never	100.0	98.1	92.3	97.1	97.1	
1 to 2 times	0.0	1.9	4.8	2.9	2.2	
3 to 5 times	0.0	0.0	2.9	0.0	0.7	
6 to 9 times	0.0	0.0	0.0	0.0	0.0	
10+ times	0.0	0.0	0.0	0.0	0.0	
N of Valid	141	105	104	104	454	
N of Miss	12	11	0	4	27	

Table 100: How many times in the past year (12 months) have you: attacked someone with the idea of seriously hurting them?






Response	6	8	10	12	Total	
Never	96.5	96.2	88.5	96.2	94.5	
1 to 2 times	2.8	3.8	9.6	2.9	4.6	
3 to 5 times	0.0	0.0	1.0	0.0	0.2	
6 to 9 times	0.7	0.0	0.0	1.0	0.4	
10+ times	0.0	0.0	1.0	0.0	0.2	
N of Valid	141	104	104	105	454	
N of Miss	12	12	0	3	27	

Table 101: How many times in the past year (12 months) have you: been drunk or high at school?






Response	6	8	10	12	Total	
Never	99.3	97.1	85.4	85.8	92.5	
1 to 2 times	0.7	1.0	8.7	2.8	3.1	
3 to 5 times	0.0	1.0	1.9	1.9	1.1	
6 to 9 times	0.0	0.0	1.0	1.9	0.7	
10+ times	0.0	1.0	2.9	7.5	2.6	
N of Valid	141	105	103	106	455	
N of Miss	12	11	1	2	26	

Table 102: How many times in the past year (12 months) have you: taken a handgun to school?





Response	6	8	10	12	Total	
Never	100.0	100.0	99.0	98.1	99.3	
1 to 2 times	0.0	0.0	0.0	0.9	0.2	
3 to 5 times	0.0	0.0	0.0	0.9	0.2	
6 to 9 times	0.0	0.0	0.0	0.0	0.0	
10+ times	0.0	0.0	1.0	0.0	0.2	
N of Valid	141	104	104	106	455	
N of Miss	12	12	0	2	26	

Table 103: How many times in the past year (12 months) have you: used e-cigarettes, e-cigars, or e-hookahs (vaping)?





Response	6	8	10	12	Total	
Never	100.0	100.0	99.0	98.1	99.3	
1 to 2 times	0.0	0.0	0.0	0.9	0.2	
3 to 5 times	0.0	0.0	0.0	0.9	0.2	
6 to 9 times	0.0	0.0	0.0	0.0	0.0	
10+ times	0.0	0.0	1.0	0.0	0.2	
N of Valid	141	104	104	106	455	
N of Miss	12	12	0	2	26	

Table 104: Are you currently on probation, or assigned a probation officer with Juvenile Court?



Response	6	8	10	12	Total	
No	100.0	97.1	97.1	98.1	98.2	
Yes	0.0	2.9	2.9	1.9	1.8	
N of Valid	136	104	103	104	447	
N of Miss	17	12	1	4	34	

Table 105: Have you ever belonged to a gang?





Response	6	8	10	12	Total	
No	94.9	97.1	89.2	97.1	94.6	
No, but would like to	2.9	0.0	4.9	1.9	2.5	
Yes, in the past	1.5	2.0	2.9	1.0	1.8	
Yes, belong now	0.7	1.0	2.9	0.0	1.1	
Yes, but would like to get out	0.0	0.0	0.0	0.0	0.0	
N of Valid	136	102	102	105	445	
N of Miss	17	14	2	3	36	

Table 106: If you have ever belonged to a gang, did that gang have a name?




Response	6	8	10	12	Total	
No	24.8	17.1	17.8	23.6	21.2	
Yes	0.7	2.9	5.0	0.9	2.2	
I have never belonged to a gang	74.5	80.0	77.2	75.5	76.6	
N of Valid	137	105	101	106	449	
N of Miss	16	11	3	2	32	

Table 107: You are at a party at someone's house, and one of your friends offers you a drink containing alcohol. What would you say or do?





Response	6	8	10	12	Total	
Drink it	2.2	15.1	44.2	50.5	26.2	
Tell your friend, 'No thanks, I don't drink' and suggest that you and your friend go and do something else	36.0	43.4	20.2	27.6	32.2	
Just say, 'No thanks' and walk away	44.1	24.5	26.0	16.2	28.8	
Make up a good excuse, tell your friend you had something else to do, and leave	17.6	17.0	9.6	5.7	12.9	
N of Valid	136	106	104	105	451	
N of Miss	17	10	0	3	30	

Table 108: How often do you attend religious services or activities?

Response	6	8	10	12	Total
Never	24.4	12.4	20.4	27.6	21.4
Rarely	21.5	24.8	32.0	26.7	25.9
1-2 Times a Month	8.9	14.3	9.7	19.0	12.7
About Once a Week or More	45.2	48.6	37.9	26.7	40.0
N of Valid	135	105	103	105	448
N of Miss	18	11	1	3	33

Table 109: I think sometimes it's okay to cheat at school.

Response	6	8	10	12	Total
NO!	73.4	51.0	28.8	25.5	45.9
no	22.6	42.3	43.3	38.7	36.1
yes	2.4	6.7	22.1	28.3	14.4
YES!	1.6	0.0	5.8	7.5	3.7
N of Valid	124	104	104	106	438
N of Miss	29	12	0	2	43

Table 110: It is important to think before you act.

Response	6	8	10	12	Total
NO!	8.0	3.9	1.9	3.8	4.6
no	1.6	1.0	6.7	2.9	3.0
yes	23.2	40.8	41.3	45.2	36.9
YES!	67.2	54.4	50.0	48.1	55.5
N of Valid	125	103	104	104	436
N of Miss	28	13	0	4	45

Table 111: Sometimes I think that life is not worth it.





Response	6	8	10	12	Total	
NO!	65.9	50.0	33.7	36.5	47.4	
no	17.9	25.0	18.3	28.8	22.3	
yes	12.2	20.2	29.8	26.9	21.8	
YES!	4.1	4.8	18.3	7.7	8.5	
N of Valid	123	104	104	104	435	
N of Miss	30	12	0	4	46	

Table 112: At times I think I am no good at all.





Response	6	8	10	12	Total	
NO!	42.5	33.0	26.0	22.6	31.4	
no	31.7	23.3	19.2	29.2	26.1	
yes	17.5	36.9	36.5	34.9	30.9	
YES!	8.3	6.8	18.3	13.2	11.5	
N of Valid	120	103	104	106	433	
N of Miss	33	13	0	2	48	

Table 113: All in all, I am inclined to think that I am a failure.





Response	6	8	10	12	Total	
NO!	65.0	42.3	27.9	34.9	43.3	
no	22.5	32.7	27.9	38.7	30.2	
yes	6.7	22.1	31.7	19.8	19.6	
YES!	5.8	2.9	12.5	6.6	6.9	
N of Valid	120	104	104	106	434	
N of Miss	33	12	0	2	47	

Table 114: In the past year, have you felt depressed or sad MOST days, even if you felt okay sometimes?





Response	6	8	10	12	Total	
NO!	54.6	43.3	31.7	25.5	39.3	
no	18.5	14.4	16.3	29.2	19.6	
yes	16.8	29.8	30.8	32.1	27.0	
YES!	10.1	12.5	21.2	13.2	14.1	
N of Valid	119	104	104	106	433	
N of Miss	34	12	0	2	48	

Table 115: It is all right to beat up people if they start the fight.





Response	6	8	10	12	Total	
NO!	57.5	43.6	16.3	24.5	36.2	
no	19.2	26.7	20.2	22.6	22.0	
yes	15.0	20.8	28.8	34.0	24.4	
YES!	8.3	8.9	34.6	18.9	17.4	
N of Valid	120	101	104	106	431	
N of Miss	33	15	0	2	50	

Table 116: I think it is okay to take something without asking if you can get away with it.





Response	6	8	10	12	Total	
NO!	84.3	76.9	53.8	52.8	67.6	
no	11.6	22.1	35.6	41.5	27.1	
yes	1.7	1.0	8.7	4.7	3.9	
YES!	2.5	0.0	1.9	0.9	1.4	
N of Valid	121	104	104	106	435	
N of Miss	32	12	0	2	46	

Table 117: Where do you get the most information about living a drug and alcohol free life? Parents/guardians





Response	6	8	10	12	Total	
All the time	60.2	55.9	44.6	41.5	50.7	
Most	14.2	25.5	16.8	26.4	20.6	
Some	9.7	9.8	22.8	24.5	16.6	
Very little	15.9	8.8	15.8	7.5	12.1	
N of Valid	113	102	101	106	422	
N of Miss	40	14	3	2	59	

Table 118: Where do you get the most information about living a drug and alcohol free life? Friends





Response	6	8	10	12	Total	
All the time	27.3	19.4	19.4	12.6	19.8	
Most	18.2	19.4	15.3	12.6	16.4	
Some	22.7	28.6	25.5	29.1	26.4	
Very little	31.8	32.7	39.8	45.6	37.4	
N of Valid	110	98	98	103	409	
N of Miss	43	18	6	5	72	

Table 119: Where do you get the most information about living a drug and alcohol free life? Family members





Response	6	8	10	12	Total	
All the time	54.9	44.6	37.6	25.0	40.8	
Most	15.0	29.7	16.8	30.8	22.9	
Some	13.3	15.8	21.8	26.0	19.1	
Very little	16.8	9.9	23.8	18.3	17.2	
N of Valid	113	101	101	104	419	
N of Miss	40	15	3	4	62	

Table 120: Where do you get the most information about living a drug and alcohol free life? School





Response	6	8	10	12	Total	
All the time	61.1	67.6	43.7	28.8	50.5	
Most	18.6	20.6	29.1	30.8	24.6	
Some	7.1	7.8	17.5	30.8	15.6	
Very little	13.3	3.9	9.7	9.6	9.2	
N of Valid	113	102	103	104	422	
N of Miss	40	14	1	4	59	

Table 121: Where do you get the most information about living a drug and alcohol free life? Internet





Response	6	8	10	12	Total	
All the time	29.2	19.2	11.0	10.7	17.8	
Most	5.3	15.2	8.0	9.7	9.4	
Some	21.2	30.3	32.0	27.2	27.5	
Very little	44.2	35.4	49.0	52.4	45.3	
N of Valid	113	99	100	103	415	
N of Miss	40	17	4	5	66	

Table 122: Where do you get the most information about living a drug and alcohol free life? TV





Response	6	8	10	12	Total	
All the time	35.4	21.8	17.8	11.7	22.0	
Most	8.8	17.8	7.9	6.8	10.3	
Some	20.4	30.7	33.7	29.1	28.2	
Very little	35.4	29.7	40.6	52.4	39.5	
N of Valid	113	101	101	103	418	
N of Miss	40	15	3	5	63	



Table 123: Where do you get the most information about living a drug and alcohol free life? Social media





Response	6	8	10	12	Total	
All the time	22.1	19.2	9.9	10.7	15.6	
Most	7.1	14.1	9.9	6.8	9.4	
Some	18.6	25.3	25.7	27.2	24.0	
Very little	52.2	41.4	54.5	55.3	51.0	
N of Valid	113	99	101	103	416	
N of Miss	40	17	3	5	65	

Table 124: How much do you think people risk harming themselves (physically or in other ways) if they: smoked one or more packs of cigarettes per day?





Response	6	8	10	12	Total	
No risk	12.9	8.8	4.8	8.5	8.9	
Slight risk	4.3	6.9	9.6	4.7	6.3	
Moderate risk	12.9	19.6	34.6	19.8	21.5	
Great risk	69.8	64.7	51.0	67.0	63.3	
N of Valid	116	102	104	106	428	
N of Miss	37	14	0	2	53	

Table 125: How much do you think people risk harming themselves (physically or in other ways) if they: try marijuana once or twice?





Response	6	8	10	12	Total	
No risk	16.4	16.7	36.9	54.3	30.8	
Slight risk	15.5	23.5	25.2	22.9	21.6	
Moderate risk	24.1	18.6	13.6	10.5	16.9	
Great risk	44.0	41.2	24.3	12.4	30.8	
N of Valid	116	102	103	105	426	
N of Miss	37	14	1	3	55	

Table 126: How much do you think people risk harming themselves (physically or in other ways) if they: smoke marijuana once or twice a week?





Response	6	8	10	12	Total	
No risk	16.5	16.2	30.1	41.0	25.8	
Slight risk	7.0	15.2	19.4	22.9	15.9	
Moderate risk	19.1	16.2	22.3	21.0	19.7	
Great risk	57.4	52.5	28.2	15.2	38.6	
N of Valid	115	99	103	105	422	
N of Miss	38	17	1	3	59	

Table 127: How much do you think people risk harming themselves (physically or in other ways) if they: take one or two drinks of an alcoholic beverage (beer, wine, liquor) nearly every day?





Response	6	8	10	12	Total	
No risk	15.7	13.7	17.6	17.0	16.0	
Slight risk	14.8	17.6	26.5	42.5	25.2	
Moderate risk	21.7	26.5	26.5	21.7	24.0	
Great risk	47.8	42.2	29.4	18.9	34.8	
N of Valid	115	102	102	106	425	
N of Miss	38	14	2	2	56	

Table 128: How much do you think people risk harming themselves (physically or in other ways) if they: have five or more drinks of an alcoholic beverage once or twice a weekend?





Response	6	8	10	12	Total	
No risk	14.2	11.7	12.6	15.1	13.4	
Slight risk	12.4	11.7	19.4	26.4	17.4	
Moderate risk	21.2	18.4	31.1	29.2	24.9	
Great risk	52.2	58.3	36.9	29.2	44.2	
N of Valid	113	103	103	106	425	
N of Miss	40	13	1	2	56	

Table 129: How much do you think people risk harming themselves (physically or in other ways) if they: use prescription drugs that are not prescribed to them?

Response	6	8	10	12	Total	
No risk	13.2	8.9	3.9	5.7	8.0	
Slight risk	1.8	5.9	5.8	7.5	5.2	
Moderate risk	12.3	16.8	24.3	21.7	18.6	
Great risk	72.8	68.3	66.0	65.1	68.2	
N of Valid	114	101	103	106	424	
N of Miss	39	15	1	2	57	

Table 130: How much do you think people risk harming themselves (physically or in other ways) if they: use non-prescription drugs to get high?

Response	6	8	10	12	Total	
No risk	14.0	8.9	3.9	5.7	8.3	
Slight risk	1.8	8.9	6.8	6.6	5.9	
Moderate risk	6.1	13.9	16.5	22.6	14.6	
Great risk	78.1	68.3	72.8	65.1	71.2	
N of Valid	114	101	103	106	424	
N of Miss	39	15	1	2	57	

Table 131: How much do you think people risk harming themselves (physically or in other ways) if they: use e-cigarettes, e-cigars, or e-hookahs?

Response	6	8	10	12	Total	
No risk	15.8	12.7	28.2	31.1	21.9	
Slight risk	7.0	17.6	30.1	32.1	21.4	
Moderate risk	14.0	23.5	16.5	20.8	18.6	
Great risk	63.2	46.1	25.2	16.0	38.1	
N of Valid	114	102	103	106	425	
N of Miss	39	14	1	2	56	

Table 132: Have you ever used smokeless tobacco (chew, snuff, plug, dipping tobacco, or chewing tobacco)?






Response	6	8	10	12	Total	
Never	96.9	83.3	72.5	73.1	81.2	
Once or Twice	3.1	8.3	13.7	15.4	10.3	
Once in a while but not regularly	0.0	4.2	4.9	3.8	3.3	
Regularly in the past	0.0	3.1	4.9	4.8	3.3	
Regularly now	0.0	1.0	3.9	2.9	2.0	
N of Valid	97	96	102	104	399	
N of Miss	56	20	2	4	82	

Table 133: How often have you used smokeless tobacco during the past 30 days?







Response	6	8	10	12	Total	
Not at all	96.2	92.6	90.3	91.3	92.6	
Once or twice	1.0	4.2	2.9	3.9	3.0	
Once or twice per week	0.0	1.1	1.0	0.0	0.5	
Three to five times per week	0.0	1.1	1.9	0.0	0.7	
About once a day	1.9	0.0	0.0	2.9	1.2	
More than once a day	1.0	1.1	3.9	1.9	2.0	
N of Valid	104	95	103	103	405	
N of Miss	49	21	1	5	76	

Table 134: Have you ever smoked cigarettes?






Response	6	8	10	12	Total	
Never	97.0	83.2	68.9	61.0	77.2	
Once or Twice	2.0	9.5	12.6	19.0	10.9	
Once in a while but not regularly	1.0	3.2	9.7	10.5	6.2	
Regularly in the past	0.0	2.1	4.9	6.7	3.5	
Regularly now	0.0	2.1	3.9	2.9	2.2	
N of Valid	100	95	103	105	403	
N of Miss	53	21	1	3	78	

Table 135: How frequently have you smoked cigarettes during the past 30 days?

Response	6	8	10	12	Total	
Not at all	100.0	94.9	87.5	85.8	91.9	
Less than one cigarette per day	0.0	1.0	7.7	9.4	4.7	
One to five cigarettes per day	0.0	3.1	3.8	1.9	2.2	
About one-half pack per day	0.0	1.0	0.0	1.9	0.7	
About one pack per day	0.0	0.0	1.0	0.9	0.5	
About one and one-half packs per day	0.0	0.0	0.0	0.0	0.0	
Two packs or more per day	0.0	0.0	0.0	0.0	0.0	
N of Valid	99	98	104	106	407	
N of Miss	54	18	0	2	74	

Table 136: Which statement best describes rules about smoking inside your home or your family cars?

Response	6	8	10	12	Total	
Smoking is not allowed anywhere inside your home or cars	61.6	66.7	61.2	67.0	64.1	
Smoking is allowed in some places and at some times or in some cars	7.1	8.1	11.7	11.3	9.6	
Smoking is allowed anywhere inside the home or cars	5.1	6.1	8.7	6.6	6.6	
There are no rules about smoking inside the home or cars	3.0	3.0	5.8	3.8	3.9	
I don't know	23.2	16.2	12.6	11.3	15.7	
N of Valid	99	99	103	106	407	
N of Miss	54	17	1	2	74	

Table 137: Have you ever used e-cigarettes, e-cigars, or e-hookahs (vaping)?

Response	6	8	10	12	Total	
Never	96.9	80.0	64.1	42.7	70.4	
Once or Twice	1.0	13.7	14.6	16.5	11.6	
Once in a while but not regularly	0.0	3.2	5.8	15.5	6.3	
Regularly in the past	2.1	3.2	5.8	8.7	5.0	
Regularly now	0.0	0.0	9.7	16.5	6.8	
N of Valid	97	95	103	103	398	
N of Miss	56	21	1	5	83	

Table 138: How frequently have you used e-cigarettes, e-cigars, or e-hookahs (vaping)?








Response	6	8	10	12	Total	
Not at all	97.9	93.8	75.0	63.5	82.1	
Less than 10 puffs per day	2.1	4.2	8.0	15.4	7.6	
10 to 50 puffs per day	0.0	1.0	7.0	7.7	4.0	
About one-half cartomiser per day	0.0	1.0	3.0	3.8	2.0	
About one cartomiser per day	0.0	0.0	3.0	3.8	1.8	
About one and one-half cartomisers per day	0.0	0.0	2.0	2.9	1.3	
Two cartomisers or more per day	0.0	0.0	2.0	2.9	1.3	
N of Valid	97	96	100	104	397	
N of Miss	56	20	4	4	84	

Table 139: During this school year, were you taught in any of your classes about the dangers of tobacco use?






Response	6	8	10	12	Total	
Never	22.2	8.1	31.7	33.0	24.0	
Rarely	17.2	12.1	21.2	24.5	18.9	
Sometimes	15.2	33.3	29.8	26.4	26.2	
Often	24.2	24.2	12.5	13.2	18.4	
Almost always	21.2	22.2	4.8	2.8	12.5	
N of Valid	99	99	104	106	408	
N of Miss	54	17	0	2	73	

Table 140: During the past 12 months, have you participated in any community activities to discourage people your age from using cigarettes, chewing tobacco, snuff, dip or cigars, e-cigarettes, e-cigars, or e-hookahs?






Response	6	8	10	12	Total	
Never	67.0	42.3	69.2	67.0	61.7	
Rarely	8.0	25.8	12.5	14.2	15.0	
Sometimes	14.0	19.6	6.7	10.4	12.5	
Often	7.0	8.2	4.8	4.7	6.1	
Almost always	4.0	4.1	6.7	3.8	4.7	
N of Valid	100	97	104	106	407	
N of Miss	53	19	0	2	74	

Table 141: Think back over the last two weeks. How many times have you had five or more alcoholic drinks in a row?


Response	6	8	10	12	Total	
None	96.7	94.9	84.2	76.7	87.8	
Once	2.2	1.0	7.9	5.8	4.3	
Twice	0.0	1.0	4.0	3.9	2.3	
3-5 times	0.0	0.0	3.0	5.8	2.3	
6-9 times	1.1	1.0	0.0	1.0	0.8	
10 or more times	0.0	2.0	1.0	6.8	2.5	
N of Valid	92	99	101	103	395	
N of Miss	61	17	3	5	86	

Table 142: During the past 30 days, how many times did you ride in a car or other vehicle driven by someone who had been drinking alcohol or using drugs to get high?


Response	6	8	10	12	Total	
0 times	88.9	88.7	84.5	87.5	87.3	
1 time	2.2	3.1	5.8	7.7	4.8	
2 or 3 times	5.6	5.2	6.8	3.8	5.3	
4 or 5 times	0.0	0.0	1.0	0.0	0.3	
6 or more times	3.3	3.1	1.9	1.0	2.3	
N of Valid	90	97	103	104	394	
N of Miss	63	19	1	4	87	

Table 143: During the past 30 days, how many times did you drive a car or other vehicle when you had been drinking alcohol or using drugs to get high?


Response	6	8	10	12	Total	
I did not drive a car in the past 30 days	51.6	55.1	45.2	21.2	42.8	
0 times	47.3	41.8	51.9	70.2	53.1	
1 time	1.1	1.0	1.0	2.9	1.5	
2 or 3 times	0.0	1.0	1.9	1.9	1.3	
4 or 5 times	0.0	0.0	0.0	1.0	0.3	
6 or more times	0.0	1.0	0.0	2.9	1.0	
N of Valid	91	98	104	104	397	
N of Miss	62	18	0	4	84	

Table 144: If you drank alcohol (not just a sip or taste) in the past year, where did you usually drink it?

Response	6	8	10	12	Total	
I did not drink alcohol in the past year	94.4	84.4	58.3	48.5	70.4	
At my home	4.4	8.3	19.4	20.4	13.5	
At someone else's home	0.0	4.2	17.5	25.2	12.2	
At an open area like a park, beach, field, back road, woods, or a street corner	0.0	1.0	2.9	2.9	1.8	
At a sporting event or concert	0.0	0.0	0.0	1.0	0.3	
At a restaurant, bar, or a nightclub	1.1	1.0	0.0	0.0	0.5	
At an empty building or a construction site	0.0	0.0	0.0	1.0	0.3	
At a hotel/motel	0.0	1.0	0.0	0.0	0.3	
An a car	0.0	0.0	0.0	0.0	0.0	
At school	0.0	0.0	1.9	1.0	0.8	
N of Valid	90	96	103	103	392	
N of Miss	63	20	1	5	89	

Table 145: How do you feel about someone your age having one or two drinks of an alcoholic beverage nearly every day?

Response	6	8	10	12	Total	
Neither approve nor disapprove	27.8	24.0	44.2	41.9	34.9	
Somewhat disapprove	6.7	8.3	26.0	24.8	17.0	
Strongly disapprove	52.2	58.3	21.2	29.5	39.5	
Don't know or can't say	13.3	9.4	8.7	3.8	8.6	
N of Valid	90	96	104	105	395	
N of Miss	63	20	0	3	86	

Table 146: On how many occasions have you had alcoholic beverages (beer, wine or hard liquor) to drink in your lifetime - more than just a few sips?

Response	6	8	10	12	Total	
0	93.8	81.1	53.9	39.2	65.3	
1-2	3.7	10.5	10.8	9.8	8.9	
3-5	1.2	3.2	10.8	5.9	5.5	
6-9	0.0	1.1	5.9	6.9	3.7	
10+	1.2	4.2	18.6	38.2	16.6	
N of Valid	81	95	102	102	380	
N of Miss	72	21	2	6	101	



Table 147: On how many occasions have you drunk one of more drinks of an alcoholic beverage during the past 30 days?






Response	6	8	10	12	Total	
0	98.8	92.6	77.5	65.7	82.6	
1-2	1.2	5.3	13.7	15.7	9.5	
3-5	0.0	0.0	2.9	5.9	2.4	
6-9	0.0	0.0	2.9	5.9	2.4	
10+	0.0	2.1	2.9	6.9	3.2	
N of Valid	80	95	102	102	379	
N of Miss	73	21	2	6	102	

Table 148: On how many occasions have you used marijuana (grass, pot) or hashish (hash, hash oil) in your lifetime?






Response	6	8	10	12	Total	
0	98.8	95.7	75.5	63.7	82.3	
1-2	1.2	1.1	5.9	8.8	4.5	
3-5	0.0	1.1	4.9	4.9	2.9	
6-9	0.0	0.0	3.9	0.0	1.1	
10+	0.0	2.2	9.8	22.5	9.3	
N of Valid	81	93	102	102	378	
N of Miss	72	23	2	6	103	

Table 149: On how many occasions have you used marijuana (grass, pot) or hashish (hash, hash oil) during the past 30 days?






Response	6	8	10	12	Total	
0	98.8	98.9	88.2	84.3	92.1	
1-2	1.2	0.0	2.0	3.9	1.9	
3-5	0.0	0.0	3.9	2.9	1.9	
6-9	0.0	0.0	2.9	1.0	1.1	
10+	0.0	1.1	2.9	7.8	3.2	
N of Valid	81	93	102	102	378	
N of Miss	72	23	2	6	103	

Table 150: On how many occasions have you used LSD or other psychedelics in your lifetime?






Response	6	8	10	12	Total	
0	98.8	98.9	97.0	93.1	96.8	
1-2	0.0	1.1	1.0	4.9	1.9	
3-5	0.0	0.0	1.0	2.0	0.8	
6-9	0.0	0.0	1.0	0.0	0.3	
10+	1.2	0.0	0.0	0.0	0.3	
N of Valid	81	93	101	102	377	
N of Miss	72	23	3	6	104	

Table 151: On how many occasions have you used LSD or other psychedelics during the past 30 days?






Response	6	8	10	12	Total	
0	95.2	100.0	98.0	98.0	97.9	
1-2	0.0	0.0	0.0	1.0	0.3	
3-5	0.0	0.0	2.0	1.0	0.8	
6-9	1.2	0.0	0.0	0.0	0.3	
10+	3.6	0.0	0.0	0.0	0.8	
N of Valid	84	94	101	102	381	
N of Miss	69	22	3	6	100	

Table 152: On how many occasions have you used cocaine or crack in your lifetime?






Response	6	8	10	12	Total	
0	96.4	97.9	98.0	96.1	97.1	
1-2	0.0	1.1	1.0	2.0	1.0	
3-5	0.0	1.1	1.0	0.0	0.5	
6-9	1.2	0.0	0.0	0.0	0.3	
10+	2.4	0.0	0.0	2.0	1.0	
N of Valid	83	94	102	102	381	
N of Miss	70	22	2	6	100	

Table 153: On how many occasions have you used cocaine or crack during the past 30 days?


Response	6	8	10	12	Total	
0	98.8	97.9	98.0	98.0	98.1	
1-2	0.0	2.1	1.0	1.0	1.1	
3-5	0.0	0.0	1.0	0.0	0.3	
6-9	0.0	0.0	0.0	0.0	0.0	
10+	1.2	0.0	0.0	1.0	0.5	
N of Valid	80	94	101	101	376	
N of Miss	73	22	3	7	105	

Table 154: On how many occasions have you sniffed glue, breathed the contents of an aerosol spray can, or inhaled other gases or sprays, in order to get high in your lifetime?


Response	6	8	10	12	Total	
0	98.8	95.7	92.2	94.1	95.0	
1-2	0.0	3.2	2.9	3.0	2.4	
3-5	0.0	0.0	1.0	3.0	1.1	
6-9	0.0	0.0	2.9	0.0	0.8	
10+	1.2	1.1	1.0	0.0	0.8	
N of Valid	81	94	102	101	378	
N of Miss	72	22	2	7	103	

Table 155: On how many occasions have you sniffed glue, breathed the contents of an aerosol spray can, or inhaled other gases or sprays, in order to get high during the past 30 days?


Response	6	8	10	12	Total	
0	98.8	100.0	97.1	98.0	98.4	
1-2	0.0	0.0	2.0	2.0	1.1	
3-5	0.0	0.0	1.0	0.0	0.3	
6-9	0.0	0.0	0.0	0.0	0.0	
10+	1.2	0.0	0.0	0.0	0.3	
N of Valid	81	94	102	101	378	
N of Miss	72	22	2	7	103	

Table 156: On how many occasions have you used Pegaramide (peg, Peggy, etc.) in your lifetime?


Response	6	8	10	12	Total	
0	100.0	100.0	100.0	100.0	100.0	
1-2	0.0	0.0	0.0	0.0	0.0	
3-5	0.0	0.0	0.0	0.0	0.0	
6-9	0.0	0.0	0.0	0.0	0.0	
10+	0.0	0.0	0.0	0.0	0.0	
N of Valid	79	94	100	101	374	
N of Miss	74	22	4	7	107	

Table 157: On how many occasions have you used Pegaramide (peg, Peggy, etc.) during the past 30 days?


Response	6	8	10	12	Total	
0	100.0	100.0	100.0	100.0	100.0	
1-2	0.0	0.0	0.0	0.0	0.0	
3-5	0.0	0.0	0.0	0.0	0.0	
6-9	0.0	0.0	0.0	0.0	0.0	
10+	0.0	0.0	0.0	0.0	0.0	
N of Valid	79	94	99	100	372	
N of Miss	74	22	5	8	109	

Table 158: On how many occasions have you used synthetic marijuana (K2, spice) in your lifetime?





Response	6	8	10	12	Total	
0	100.0	100.0	95.0	98.0	98.1	
1-2	0.0	0.0	2.0	2.0	1.1	
3-5	0.0	0.0	1.0	0.0	0.3	
6-9	0.0	0.0	0.0	0.0	0.0	
10+	0.0	0.0	2.0	0.0	0.5	
N of Valid	79	95	100	101	375	
N of Miss	74	21	4	7	106	

Table 159: On how many occasions have you used synthetic marijuana (K2, spice) during the past 30 days?




Response	6	8	10	12	Total	
0	100.0	100.0	97.0	99.0	98.9	
1-2	0.0	0.0	2.0	1.0	0.8	
3-5	0.0	0.0	0.0	0.0	0.0	
6-9	0.0	0.0	0.0	0.0	0.0	
10+	0.0	0.0	1.0	0.0	0.3	
N of Valid	79	95	101	101	376	
N of Miss	74	21	3	7	105	

Table 160: On how many occasions have you used methamphetamines (meth, speed, crank, crystal meth) in your lifetime?




Response	6	8	10	12	Total	
0	100.0	98.9	99.0	98.0	98.9	
1-2	0.0	1.1	1.0	0.0	0.5	
3-5	0.0	0.0	0.0	0.0	0.0	
6-9	0.0	0.0	0.0	0.0	0.0	
10+	0.0	0.0	0.0	2.0	0.5	
N of Valid	79	94	102	101	376	
N of Miss	74	22	2	7	105	

Table 161: On how many occasions have you used methamphetamines (meth, speed, crank, crystal meth) in the past 30 days?





Response	6	8	10	12	Total	
0	100.0	98.9	100.0	98.0	99.2	
1-2	0.0	1.1	0.0	0.0	0.3	
3-5	0.0	0.0	0.0	0.0	0.0	
6-9	0.0	0.0	0.0	1.0	0.3	
10+	0.0	0.0	0.0	1.0	0.3	
N of Valid	79	94	102	100	375	
N of Miss	74	22	2	8	106	

Table 162: On how many occasions have you used other chemical products (bath salts, plant food, etc.) in your lifetime?





Response	6	8	10	12	Total	
0	97.5	98.9	96.1	99.0	97.9	
1-2	1.3	1.1	2.0	1.0	1.3	
3-5	1.3	0.0	1.0	0.0	0.5	
6-9	0.0	0.0	0.0	0.0	0.0	
10+	0.0	0.0	1.0	0.0	0.3	
N of Valid	79	95	102	101	377	
N of Miss	74	21	2	7	104	

Table 163: On how many occasions have you used other chemical products (bath salts, plant food, etc.) during the past 30 days?



Response	6	8	10	12	Total	
0	98.7	100.0	98.0	99.0	98.9	
1-2	1.3	0.0	2.0	1.0	1.1	
3-5	0.0	0.0	0.0	0.0	0.0	
6-9	0.0	0.0	0.0	0.0	0.0	
10+	0.0	0.0	0.0	0.0	0.0	
N of Valid	75	94	101	100	370	
N of Miss	78	22	3	8	111	

Table 164: On how many occasions have you used heroin or other opiates in your lifetime?






Response	6	8	10	12	Total	
0	100.0	98.9	98.0	96.0	98.1	
1-2	0.0	1.1	1.0	1.0	0.8	
3-5	0.0	0.0	0.0	1.0	0.3	
6-9	0.0	0.0	1.0	0.0	0.3	
10+	0.0	0.0	0.0	2.0	0.5	
N of Valid	77	94	101	101	373	
N of Miss	76	22	3	7	108	

Table 165: On how many occasions have you used heroin or other opiates during the past 30 days?



Response	6	8	10	12	Total	
0	100.0	100.0	100.0	99.0	99.7	
1-2	0.0	0.0	0.0	0.0	0.0	
3-5	0.0	0.0	0.0	0.0	0.0	
6-9	0.0	0.0	0.0	0.0	0.0	
10+	0.0	0.0	0.0	1.0	0.3	
N of Valid	77	95	102	101	375	
N of Miss	76	21	2	7	106	

Table 166: On how many occasions have you used MDMA ('X', 'E', or ecstasy) in your lifetime?




Response	6	8	10	12	Total	
0	100.0	100.0	100.0	96.0	98.9	
1-2	0.0	0.0	0.0	3.0	0.8	
3-5	0.0	0.0	0.0	1.0	0.3	
6-9	0.0	0.0	0.0	0.0	0.0	
10+	0.0	0.0	0.0	0.0	0.0	
N of Valid	77	94	102	100	373	
N of Miss	76	22	2	8	108	

Table 167: On how many occasions have you used MDMA ('X', 'E', or ecstasy) during the past 30 days?



Response	6	8	10	12	Total	
0	100.0	100.0	100.0	99.0	99.7	
1-2	0.0	0.0	0.0	1.0	0.3	
3-5	0.0	0.0	0.0	0.0	0.0	
6-9	0.0	0.0	0.0	0.0	0.0	
10+	0.0	0.0	0.0	0.0	0.0	
N of Valid	76	95	102	101	374	
N of Miss	77	21	2	7	107	

Table 168: On how many occasions have you taken prescription drugs (such as Valium, Xanax, Ritalin, Adderall, OxyContin, Tramadol, or sleeping pills) not prescribed to you in your lifetime?






Response	6	8	10	12	Total	
0	98.7	97.9	86.3	80.2	90.1	
1-2	0.0	1.1	8.8	9.9	5.3	
3-5	1.3	0.0	1.0	3.0	1.3	
6-9	0.0	0.0	0.0	2.0	0.5	
10+	0.0	1.1	3.9	5.0	2.7	
N of Valid	76	95	102	101	374	
N of Miss	77	21	2	7	107	

Table 169: On how many occasions have you taken prescription drugs (such as Valium, Xanax, Ritalin, Adderall, OxyContin, Tramadol, or sleeping pills) not prescribed to you during the past 30 days?





Response	6	8	10	12	Total	
0	98.7	98.9	97.0	96.0	97.6	
1-2	1.3	0.0	1.0	3.0	1.3	
3-5	0.0	0.0	1.0	0.0	0.3	
6-9	0.0	0.0	0.0	0.0	0.0	
10+	0.0	1.1	1.0	1.0	0.8	
N of Valid	76	94	101	100	371	
N of Miss	77	22	3	8	110	

Table 170: On how many occasions have you taken non-prescription medicines such as diet pills (for example, Dietac, Dexatrim or Prolamine), stay-awake pills (for example No-Doz, Vivarin, or Wake), or cough or cold medicines (robos, DXM, etc.) to get high in your lifetime?






Response	6	8	10	12	Total	
0	100.0	97.9	94.1	95.0	96.5	
1-2	0.0	1.1	2.9	3.0	1.9	
3-5	0.0	1.1	0.0	1.0	0.5	
6-9	0.0	0.0	1.0	0.0	0.3	
10+	0.0	0.0	2.0	1.0	0.8	
N of Valid	76	95	102	101	374	
N of Miss	77	21	2	7	107	



Table 171: On how many occasions have you taken non-prescription medicines such as diet pills (for example, Dietac, Dexatrim or Prolamine), stay-awake pills (for example No-Doz, Vivarin, or Wake), or cough or cold medicines (robos, DXM, etc.) to get high during the past 30 days?




Response	6	8	10	12	Total	
0	100.0	100.0	99.0	98.0	99.2	
1-2	0.0	0.0	1.0	1.0	0.5	
3-5	0.0	0.0	0.0	0.0	0.0	
6-9	0.0	0.0	0.0	0.0	0.0	
10+	0.0	0.0	0.0	1.0	0.3	
N of Valid	76	95	102	99	372	
N of Miss	77	21	2	9	109	

Table 172: On how many occasions have you been drunk or very high from drinking alcoholic beverages during the past 30 days?






Response	6	8	10	12	Total	
0	100.0	95.8	86.1	76.2	88.7	
1-2	0.0	2.1	9.9	10.9	6.2	
3-5	0.0	0.0	1.0	5.0	1.6	
6-9	0.0	0.0	1.0	3.0	1.1	
10+	0.0	2.1	2.0	5.0	2.4	
N of Valid	76	95	101	101	373	
N of Miss	77	21	3	7	108	

Table 173: On how many occasions have you drunk flavored alcoholic beverages, sometimes called 'alcopops' (like Mike's Hard Lemonade, Smirnoff Ice, Bacardi Breezers, etc.) in your lifetime?






Response	6	8	10	12	Total	
0	98.7	90.5	69.3	56.6	77.3	
1-2	0.0	5.3	7.9	5.1	4.9	
3-5	1.3	1.1	7.9	10.1	5.4	
6-9	0.0	0.0	4.0	6.1	2.7	
10+	0.0	3.2	10.9	22.2	9.7	
N of Valid	75	95	101	99	370	
N of Miss	78	21	3	9	111	

Table 174: On how many occasions have you drunk flavored alcoholic beverages, sometimes called 'alcopops' (like Mike's Hard Lemonade, Smirnoff Ice, Bacardi Breezers, etc.) during the past 30 days?






Response	6	8	10	12	Total	
0	98.7	93.7	86.3	73.3	87.2	
1-2	1.3	4.2	10.8	12.9	7.8	
3-5	0.0	0.0	1.0	5.9	1.9	
6-9	0.0	0.0	0.0	4.0	1.1	
10+	0.0	2.1	2.0	4.0	2.1	
N of Valid	76	95	102	101	374	
N of Miss	77	21	2	7	107	

Table 175: If you smoked cigarettes (not just a puff or drag) in the past year, how did you usually get them?











Response	6	8	10	12	Total	
I did not smoke cigarettes in the past year	95.5	90.3	78.4	81.6	85.5	
I bought them myself with a fake ID	0.0	0.0	1.0	0.0	0.3	
I bought them myself without a fake ID	0.0	0.0	1.0	3.1	1.1	
I got them from someone I know age 18 or older	0.0	0.0	8.8	6.1	4.2	
I got them from someone I know under age 18	0.0	2.2	2.9	2.0	1.9	
I got them from my brother or sister	1.5	0.0	1.0	1.0	0.8	
I got them from home with my parents' permission	0.0	2.2	2.0	1.0	1.4	
I got them from home without my parents' permission	0.0	1.1	2.9	1.0	1.4	
I got them from another relative	3.0	0.0	1.0	1.0	1.1	
A stranger bought them for me	0.0	0.0	0.0	0.0	0.0	
I took them from a store or shop	0.0	0.0	0.0	0.0	0.0	
Other	0.0	4.3	1.0	3.1	2.2	
N of Valid	66	93	102	98	359	
N of Miss	87	23	2	10	122	

Table 176: If you used e-cigarettes, e-cigars, or e-hookahs (not just a puff or drag) in the past year, how did you usually get them? - I did not use e-cigarettes, e-cigars, or e-hookahs in the past year



Response	6	8	10	12	Total	
No	3.2	14.3	26.0	38.8	22.5	
Yes	96.8	85.7	74.0	61.2	77.5	
N of Valid	62	91	100	98	351	
N of Miss	0	0	0	0	0	

Table 177: If you used e-cigarettes, e-cigars, or e-hookahs (not just a puff or drag) in the past year, how did you usually get them? - I bought them in a store such as a convenience store, supermarket, discount store, or gas station



Response	6	8	10	12	Total	
No	100.0	97.8	98.0	91.8	96.6	
Yes	0.0	2.2	2.0	8.2	3.4	
N of Valid	62	91	100	98	351	
N of Miss	0	0	0	0	0	

Table 178: If you used e-cigarettes, e-cigars, or e-hookahs (not just a puff or drag) in the past year, how did you usually get them? - I got them on the Internet



Response	6	8	10	12	Total	
No	100.0	98.9	98.0	96.9	98.3	
Yes	0.0	1.1	2.0	3.1	1.7	
N of Valid	62	91	100	98	351	
N of Miss	0	0	0	0	0	

Table 179: If you used e-cigarettes, e-cigars, or e-hookahs (not just a puff or drag) in the past year, how did you usually get them? - I got them at a store that sells electronic cigarettes, such as a "vape shop"



Response	6	8	10	12	Total	
No	100.0	100.0	94.0	90.8	95.7	
Yes	0.0	0.0	6.0	9.2	4.3	
N of Valid	62	91	100	98	351	
N of Miss	0	0	0	0	0	

Table 180: If you used e-cigarettes, e-cigars, or e-hookahs (not just a puff or drag) in the past year, how did you usually get them? - I got them from a family member



Response	6	8	10	12	Total	
No	98.4	97.8	95.0	98.0	97.2	
Yes	1.6	2.2	5.0	2.0	2.8	
N of Valid	62	91	100	98	351	
N of Miss	0	0	0	0	0	

Table 181: If you used e-cigarettes, e-cigars, or e-hookahs (not just a puff or drag) in the past year, how did you usually get them? - I got them from a friend



Response	6	8	10	12	Total	
No	98.4	94.5	79.0	79.6	86.6	
Yes	1.6	5.5	21.0	20.4	13.4	
N of Valid	62	91	100	98	351	
N of Miss	0	0	0	0	0	

Table 182: If you used e-cigarettes, e-cigars, or e-hookahs (not just a puff or drag) in the past year, how did you usually get them? - A stranger got them for me



Response	6	8	10	12	Total	
No	100.0	98.9	100.0	100.0	99.7	
Yes	0.0	1.1	0.0	0.0	0.3	
N of Valid	62	91	100	98	351	
N of Miss	0	0	0	0	0	

Table 183: If you used e-cigarettes, e-cigars, or e-hookahs (not just a puff or drag) in the past year, how did you usually get them? - I took them from a store or shop



Response	6	8	10	12	Total	
No	100.0	98.9	100.0	100.0	99.7	
Yes	0.0	1.1	0.0	0.0	0.3	
N of Valid	62	91	100	98	351	
N of Miss	0	0	0	0	0	

Table 184: If you used e-cigarettes, e-cigars, or e-hookahs (not just a puff or drag) in the past year, how did you usually get them? - I got them some other way



Response	6	8	10	12	Total	
No	98.4	97.8	98.0	95.9	97.4	
Yes	1.6	2.2	2.0	4.1	2.6	
N of Valid	62	91	100	98	351	
N of Miss	0	0	0	0	0	

Table 185: If you used marijuana (grass, pot) (not just a puff or drag) in the past year, how did you usually get it? - I did not use marijuana (grass, pot) in the past year



Response	6	8	10	12	Total	
No	1.6	10.1	18.4	29.6	16.4	
Yes	98.4	89.9	81.6	70.4	83.6	
N of Valid	63	89	98	98	348	
N of Miss	0	0	0	0	0	

Table 186: If you used marijuana (grass, pot) (not just a puff or drag) in the past year, how did you usually get it? - I bought it myself



Response	6	8	10	12	Total	
No	100.0	98.9	91.8	86.7	93.7	
Yes	0.0	1.1	8.2	13.3	6.3	
N of Valid	63	89	98	98	348	
N of Miss	0	0	0	0	0	

Table 187: If you used marijuana (grass, pot) (not just a puff or drag) in the past year, how did you usually get it? - I got it from someone at school



Response	6	8	10	12	Total	
No	100.0	97.8	95.9	95.9	97.1	
Yes	0.0	2.2	4.1	4.1	2.9	
N of Valid	63	89	98	98	348	
N of Miss	0	0	0	0	0	

Table 188: If you used marijuana (grass, pot) (not just a puff or drag) in the past year, how did you usually get it? - I got it from someone with a medical marijuana card



Response	6	8	10	12	Total	
No	100.0	100.0	99.0	99.0	99.4	
Yes	0.0	0.0	1.0	1.0	0.6	
N of Valid	63	89	98	98	348	
N of Miss	0	0	0	0	0	

Table 189: If you used marijuana (grass, pot) (not just a puff or drag) in the past year, how did you usually get it? - I got it from my brother or sister



Response	6	8	10	12	Total	
No	100.0	100.0	94.9	99.0	98.3	
Yes	0.0	0.0	5.1	1.0	1.7	
N of Valid	63	89	98	98	348	
N of Miss	0	0	0	0	0	

Table 190: If you used marijuana (grass, pot) (not just a puff or drag) in the past year, how did you usually get it? - I got it from another relative



Response	6	8	10	12	Total	
No	100.0	97.8	99.0	98.0	98.6	
Yes	0.0	2.2	1.0	2.0	1.4	
N of Valid	63	89	98	98	348	
N of Miss	0	0	0	0	0	

Table 191: If you used marijuana (grass, pot) (not just a puff or drag) in the past year, how did you usually get it? - Other



Response	6	8	10	12	Total	
No	98.4	95.5	91.8	85.7	92.2	
Yes	1.6	4.5	8.2	14.3	7.8	
N of Valid	63	89	98	98	348	
N of Miss	0	0	0	0	0	

Table 192: If you drank alcohol (not just a sip or taste) in the past year, how did you usually get it?

Response	6	8	10	12	Total	
I did not drink alcohol in the past year	96.8	86.8	57.4	45.9	68.8	
I bought it myself with a fake ID	0.0	1.1	1.0	0.0	0.6	
I bought it myself without a fake ID	0.0	0.0	0.0	0.0	0.0	
I got it from someone I know age 21 or older	0.0	0.0	13.9	28.6	11.9	
I got it from someone I know under age 21	0.0	1.1	6.9	4.1	3.4	
I got it from my brother or sister	0.0	0.0	2.0	2.0	1.1	
I got it from home with my parents' permission	1.6	4.4	5.9	4.1	4.2	
I got it from home without my parents' permission	0.0	0.0	5.9	3.1	2.5	
I got it from another relative	0.0	1.1	1.0	1.0	0.8	
A stranger bought it for me	0.0	0.0	0.0	2.0	0.6	
I took it from a store or shop	0.0	0.0	0.0	0.0	0.0	
Other	1.6	5.5	5.9	9.2	5.9	
N of Valid	63	91	101	98	353	
N of Miss	90	25	3	10	128	

Table 193: If you used prescription drugs or over the counter drugs without a doctor telling you to use it or for the purpose of getting high, where did you get these drugs? - Did not use

Response	6	8	10	12	Total	
No	0.0	4.4	9.1	8.0	6.0	
Yes	100.0	95.6	90.9	92.0	94.0	
N of Valid	62	91	99	100	352	
N of Miss	0	0	0	0	0	

Table 194: If you used prescription drugs or over the counter drugs without a doctor telling you to use it or for the purpose of getting high, where did you get these drugs? -  
Bought or took from store or shop



Response	6	8	10	12	Total	
No	100.0	100.0	98.0	100.0	99.4	
Yes	0.0	0.0	2.0	0.0	0.6	
N of Valid	62	91	99	100	352	
N of Miss	0	0	0	0	0	

Table 195: If you used prescription drugs or over the counter drugs without a doctor telling you to use it or for the purpose of getting high, where did you get these drugs? -  
Got from parents with permission



Response	6	8	10	12	Total	
No	100.0	98.9	98.0	98.0	98.6	
Yes	0.0	1.1	2.0	2.0	1.4	
N of Valid	62	91	99	100	352	
N of Miss	0	0	0	0	0	

Table 196: If you used prescription drugs or over the counter drugs without a doctor telling you to use it or for the purpose of getting high, where did you get these drugs? -  
Got from home without permission



Response	6	8	10	12	Total	
No	100.0	98.9	98.0	99.0	98.9	
Yes	0.0	1.1	2.0	1.0	1.1	
N of Valid	62	91	99	100	352	
N of Miss	0	0	0	0	0	

Table 197: If you used prescription drugs or over the counter drugs without a doctor telling you to use it or for the purpose of getting high, where did you get these drugs? -  
Got from relative with permission



Response	6	8	10	12	Total	
No	100.0	100.0	100.0	99.0	99.7	
Yes	0.0	0.0	0.0	1.0	0.3	
N of Valid	62	91	99	100	352	
N of Miss	0	0	0	0	0	



Table 198: If you used prescription drugs or over the counter drugs without a doctor telling you to use it or for the purpose of getting high, where did you get these drugs? -  
Got from relative without permission


Response	6	8	10	12	Total	
No	100.0	100.0	100.0	100.0	100.0	
Yes	0.0	0.0	0.0	0.0	0.0	
N of Valid	62	91	99	100	352	
N of Miss	0	0	0	0	0	

Table 199: If you used prescription drugs or over the counter drugs without a doctor telling you to use it or for the purpose of getting high, where did you get these drugs? -  
Got from friend's home with permission



Response	6	8	10	12	Total	
No	100.0	98.9	97.0	99.0	98.6	
Yes	0.0	1.1	3.0	1.0	1.4	
N of Valid	62	91	99	100	352	
N of Miss	0	0	0	0	0	

Table 200: If you used prescription drugs or over the counter drugs without a doctor telling you to use it or for the purpose of getting high, where did you get these drugs? -  
Got from friend's home without permission



Response	6	8	10	12	Total	
No	100.0	100.0	99.0	100.0	99.7	
Yes	0.0	0.0	1.0	0.0	0.3	
N of Valid	62	91	99	100	352	
N of Miss	0	0	0	0	0	

Table 201: If you used prescription drugs or over the counter drugs without a doctor telling you to use it or for the purpose of getting high, where did you get these drugs? -  
Got from friend at school



Response	6	8	10	12	Total	
No	100.0	100.0	96.0	98.0	98.3	
Yes	0.0	0.0	4.0	2.0	1.7	
N of Valid	62	91	99	100	352	
N of Miss	0	0	0	0	0	

Table 202: If you used prescription drugs or over the counter drugs without a doctor telling you to use it or for the purpose of getting high, where did you get these drugs? -  
Got from friend at party



Response	6	8	10	12	Total	
No	100.0	100.0	96.0	97.0	98.0	
Yes	0.0	0.0	4.0	3.0	2.0	
N of Valid	62	91	99	100	352	
N of Miss	0	0	0	0	0	

Table 203: If you used prescription drugs or over the counter drugs without a doctor telling you to use it or for the purpose of getting high, where did you get these drugs? -  
Got from friend, elsewhere



Response	6	8	10	12	Total	
No	100.0	98.9	97.0	98.0	98.3	
Yes	0.0	1.1	3.0	2.0	1.7	
N of Valid	62	91	99	100	352	
N of Miss	0	0	0	0	0	

Table 204: If you used prescription drugs or over the counter drugs without a doctor telling you to use it or for the purpose of getting high, where did you get these drugs? -  
Got from internet sale


Response	6	8	10	12	Total	
No	100.0	100.0	100.0	100.0	100.0	
Yes	0.0	0.0	0.0	0.0	0.0	
N of Valid	62	91	99	100	352	
N of Miss	0	0	0	0	0	

Table 205: During the last month, about how many marijuana cigarettes, or the equivalent, did you smoke a day, on the average?


Response	6	8	10	12	Total	
None	98.5	96.7	88.1	84.7	91.3	
Less than 1 a day	0.0	0.0	3.0	3.1	1.7	
1 a day	1.5	0.0	3.0	6.1	2.8	
2-3 a day	0.0	1.1	2.0	1.0	1.1	
4-6 a day	0.0	2.2	2.0	0.0	1.1	
7-10 a day	0.0	0.0	1.0	2.0	0.8	
11 or more a day	0.0	0.0	1.0	3.1	1.1	
N of Valid	65	92	101	98	356	
N of Miss	88	24	3	10	125	

Table 206: How wrong do your friends feel it would be for YOU to: have one or two drinks of an alcoholic beverage nearly every day?

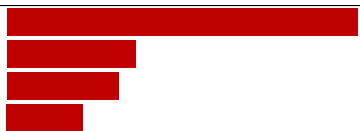
Response	6	8	10	12	Total	
Very wrong	89.2	73.9	39.2	33.0	55.4	
Wrong	4.6	16.3	23.5	25.0	18.7	
A little bit wrong	4.6	6.5	22.5	25.0	15.9	
Not at all wrong	1.5	3.3	14.7	17.0	10.0	
N of Valid	65	92	102	100	359	
N of Miss	88	24	2	8	122	

Table 207: How wrong do your friends feel it would be for YOU to: smoke tobacco?


Response	6	8	10	12	Total	
Very wrong	89.2	82.6	51.0	41.8	63.6	
Wrong	6.2	15.2	22.5	25.5	18.5	
A little bit wrong	4.6	2.2	15.7	14.3	9.8	
Not at all wrong	0.0	0.0	10.8	18.4	8.1	
N of Valid	65	92	102	98	357	
N of Miss	88	24	2	10	124	

Table 208: How wrong do your friends feel it would be for YOU to: smoke marijuana?


Response	6	8	10	12	Total	
Very wrong	92.3	84.8	48.0	34.3	61.7	
Wrong	1.5	12.0	16.7	16.2	12.6	
A little bit wrong	3.1	1.1	11.8	21.2	10.1	
Not at all wrong	3.1	2.2	23.5	28.3	15.6	
N of Valid	65	92	102	99	358	
N of Miss	88	24	2	9	123	

Table 209: How wrong do your friends feel it would be for YOU to: use prescription drugs not prescribed to you?


Response	6	8	10	12	Total	
Very wrong	92.3	90.2	69.6	70.7	79.3	
Wrong	3.1	8.7	20.6	19.2	14.0	
A little bit wrong	4.6	1.1	8.8	6.1	5.3	
Not at all wrong	0.0	0.0	1.0	4.0	1.4	
N of Valid	65	92	102	99	358	
N of Miss	88	24	2	9	123	

Table 210: How wrong would most adults (over 21) in your neighborhood think it is for kids your age: to use marijuana?


Response	6	8	10	12	Total	
Very wrong	91.8	82.3	67.6	48.0	70.2	
Wrong	4.9	10.4	20.6	25.0	16.4	
A little bit wrong	3.3	4.2	4.9	20.0	8.6	
Not at all wrong	0.0	3.1	6.9	7.0	4.7	
N of Valid	61	96	102	100	359	
N of Miss	92	20	2	8	122	

Table 211: How wrong would most adults (over 21) in your neighborhood think it is for kids your age: to drink alcohol?





Response	6	8	10	12	Total	
Very wrong	82.0	74.0	54.9	36.4	59.5	
Wrong	8.2	15.6	25.5	33.3	22.1	
A little bit wrong	9.8	7.3	9.8	22.2	12.6	
Not at all wrong	0.0	3.1	9.8	8.1	5.9	
N of Valid	61	96	102	99	358	
N of Miss	92	20	2	9	123	

Table 212: How wrong would most adults (over 21) in your neighborhood think it is for kids your age: to smoke cigarettes?





Response	6	8	10	12	Total	
Very wrong	85.2	80.2	60.8	45.5	65.9	
Wrong	6.6	13.5	24.5	27.3	19.3	
A little bit wrong	8.2	5.2	7.8	20.2	10.6	
Not at all wrong	0.0	1.0	6.9	7.1	4.2	
N of Valid	61	96	102	99	358	
N of Miss	92	20	2	9	123	

Table 213: How much do each of the following statements describe your neighborhood? crime and/or drug selling





Response	6	8	10	12	Total	
NO!	93.2	79.2	71.6	63.0	74.8	
no	6.8	14.6	17.6	17.0	14.8	
yes	0.0	4.2	4.9	16.0	7.0	
YES!	0.0	2.1	5.9	4.0	3.4	
N of Valid	59	96	102	100	357	
N of Miss	94	20	2	8	124	

Table 214: How much do each of the following statements describe your neighborhood? fights


Response	6	8	10	12	Total	
NO!	93.1	71.9	65.7	66.0	71.9	
no	3.4	19.8	19.6	27.0	19.1	
yes	3.4	5.2	7.8	5.0	5.6	
YES!	0.0	3.1	6.9	2.0	3.4	
N of Valid	58	96	102	100	356	
N of Miss	95	20	2	8	125	

Table 215: How much do each of the following statements describe your neighborhood? lots of empty or abandoned buildings


Response	6	8	10	12	Total	
NO!	91.4	77.1	69.6	71.0	75.6	
no	5.2	16.7	17.6	22.0	16.6	
yes	1.7	6.2	11.8	6.0	7.0	
YES!	1.7	0.0	1.0	1.0	0.8	
N of Valid	58	96	102	100	356	
N of Miss	95	20	2	8	125	

Table 216: How much do each of the following statements describe your neighborhood? lots of graffiti


Response	6	8	10	12	Total	
NO!	94.8	85.4	75.5	78.0	82.0	
no	5.2	14.6	20.6	21.0	16.6	
yes	0.0	0.0	2.9	1.0	1.1	
YES!	0.0	0.0	1.0	0.0	0.3	
N of Valid	58	96	102	100	356	
N of Miss	95	20	2	8	125	

Table 217: I feel safe in my neighborhood.

Response	6	8	10	12	Total
NO!	8.8	5.2	1.0	1.0	3.4
no	7.0	5.2	9.9	6.1	7.1
yes	24.6	38.5	36.6	49.5	38.8
YES!	59.6	51.0	52.5	43.4	50.7
N of Valid	57	96	101	99	353
N of Miss	96	20	3	9	128

Table 218: If a kid smoked marijuana in your neighborhood would he or she be caught by the police?

Response	6	8	10	12	Total
NO!	34.5	30.2	37.3	40.4	35.8
no	25.9	36.5	38.2	42.4	36.9
yes	13.8	22.9	12.7	13.1	15.8
YES!	25.9	10.4	11.8	4.0	11.5
N of Valid	58	96	102	99	355
N of Miss	95	20	2	9	126

Table 219: If a kid drank some beer, wine or hard liquor (for example, vodka, whiskey, or gin) in your neighborhood would he or she be caught by the police?

Response	6	8	10	12	Total
NO!	39.7	30.2	43.1	45.0	39.6
no	22.4	42.7	39.2	40.0	37.6
yes	12.1	20.8	7.8	12.0	13.2
YES!	25.9	6.2	9.8	3.0	9.6
N of Valid	58	96	102	100	356
N of Miss	95	20	2	8	125

Table 220: If a kid carried a handgun in your neighborhood would he or she be caught by the police?





Response	6	8	10	12	Total	
NO!	32.8	30.5	41.2	36.0	35.5	
no	22.4	28.4	30.4	33.0	29.3	
yes	19.0	23.2	16.7	19.0	19.4	
YES!	25.9	17.9	11.8	12.0	15.8	
N of Valid	58	95	102	100	355	
N of Miss	95	21	2	8	126	

Table 221: If you wanted to get some cigarettes, how easy would it be for you to get some?





Response	6	8	10	12	Total	
Very hard	80.7	70.5	24.5	18.0	44.1	
Sort of hard	10.5	7.4	17.6	9.0	11.3	
Sort of easy	5.3	12.6	29.4	27.0	20.3	
Very easy	3.5	9.5	28.4	46.0	24.3	
N of Valid	57	95	102	100	354	
N of Miss	96	21	2	8	127	

Table 222: If you wanted to get some beer, wine or hard liquor (for example, vodka, whiskey, or gin), how easy would it be for you to get some?





Response	6	8	10	12	Total	
Very hard	78.6	67.4	27.7	16.2	43.3	
Sort of hard	10.7	7.4	13.9	11.1	10.8	
Sort of easy	7.1	9.5	25.7	28.3	19.1	
Very easy	3.6	15.8	32.7	44.4	26.8	
N of Valid	56	95	101	99	351	
N of Miss	97	21	3	9	130	



Table 223: If you wanted to get a drug like cocaine, LSD, or amphetamines, how easy would it be for you to get some?

Response	6	8	10	12	Total	
Very hard	89.5	85.3	60.4	55.0	70.3	
Sort of hard	7.0	9.5	25.7	18.0	16.1	
Sort of easy	1.8	3.2	6.9	17.0	7.9	
Very easy	1.8	2.1	6.9	10.0	5.7	
N of Valid	57	95	101	100	353	
N of Miss	96	21	3	8	128	

Table 224: If you wanted to get a handgun, how easy would it be for you to get one?

Response	6	8	10	12	Total	
Very hard	78.9	69.1	42.2	40.0	54.7	
Sort of hard	10.5	7.4	20.6	20.0	15.3	
Sort of easy	5.3	13.8	11.8	13.0	11.6	
Very easy	5.3	9.6	25.5	27.0	18.4	
N of Valid	57	94	102	100	353	
N of Miss	96	22	2	8	128	

Table 225: If you wanted to get some marijuana, how easy would it be for you to get some?

Response	6	8	10	12	Total	
Very hard	87.9	76.8	36.6	25.0	52.5	
Sort of hard	6.9	11.6	18.8	10.0	12.4	
Sort of easy	1.7	5.3	19.8	18.0	12.4	
Very easy	3.4	6.3	24.8	47.0	22.6	
N of Valid	58	95	101	100	354	
N of Miss	95	21	3	8	127	

Table 226: If you wanted to get prescription drugs for the purpose of getting high, how easy would it be for you to get some?





Response	6	8	10	12	Total	
Very hard	91.1	76.6	44.1	35.4	57.8	
Sort of hard	3.6	9.6	19.6	16.2	13.4	
Sort of easy	0.0	8.5	12.7	24.2	12.8	
Very easy	5.4	5.3	23.5	24.2	16.0	
N of Valid	56	94	102	99	351	
N of Miss	97	22	2	9	130	

Table 227: If you wanted to get synthetic marijuana such as K2 or chemical products such as bath salts to get high, how easy would it be for you to get some?





Response	6	8	10	12	Total	
Very hard	92.9	84.9	62.4	51.0	70.0	
Sort of hard	3.6	8.6	20.8	25.0	16.0	
Sort of easy	1.8	3.2	5.9	15.0	7.1	
Very easy	1.8	3.2	10.9	9.0	6.9	
N of Valid	56	93	101	100	350	
N of Miss	97	23	3	8	131	

Table 228: If you wanted to get steroids to use or to enhance athletic performance, how easy would it be for you to get some?





Response	6	8	10	12	Total	
Very hard	91.1	89.4	63.7	60.0	73.9	
Sort of hard	5.4	5.3	20.6	21.0	14.2	
Sort of easy	1.8	2.1	6.9	10.0	5.7	
Very easy	1.8	3.2	8.8	9.0	6.2	
N of Valid	56	94	102	100	352	
N of Miss	97	22	2	8	129	

Table 229: If you wanted to get e-cigarettes, e-cigars, or e-hookahs, how easy would it be for you to get some?





Response	6	8	10	12	Total	
Very hard	89.3	73.7	36.6	23.2	51.3	
Sort of hard	5.4	9.5	11.9	10.1	9.7	
Sort of easy	0.0	8.4	15.8	16.2	11.4	
Very easy	5.4	8.4	35.6	50.5	27.6	
N of Valid	56	95	101	99	351	
N of Miss	97	21	3	9	130	

Table 230: During the past 12 months, have you participated in any alcohol prevention programs or seen any alcohol prevention messages in your school or community? Yes, a school-based program focused on preventing underage drinking and/or drinking and driving.



Response	6	8	10	12	Total	
No	60.0	45.1	72.3	71.4	62.9	
Yes	40.0	54.9	27.7	28.6	37.1	
N of Valid	55	91	101	98	345	
N of Miss	0	0	0	0	0	

Table 231: During the past 12 months, have you participated in any alcohol prevention programs or seen any alcohol prevention messages in your school or community? Yes, a community-based program focused on preventing underage drinking and/or drinking and driving (for example, through your church or temple or through youth groups like Boys and Girls Club or 4-H).



Response	6	8	10	12	Total	
No	81.8	82.4	88.1	92.9	87.0	
Yes	18.2	17.6	11.9	7.1	13.0	
N of Valid	55	91	101	98	345	
N of Miss	0	0	0	0	0	

Table 232: During the past 12 months, have you participated in any alcohol prevention programs or seen any alcohol prevention messages in your school or community? Yes, a media campaign addressing underage drinking and/or drinking and driving (for example, newspaper ads, posters, pamphlets, radio, TV).



Response	6	8	10	12	Total	
No	92.7	82.4	87.1	88.8	87.2	
Yes	7.3	17.6	12.9	11.2	12.8	
N of Valid	55	91	101	98	345	
N of Miss	0	0	0	0	0	

Table 233: During the past 12 months, have you participated in any alcohol prevention programs or seen any alcohol prevention messages in your school or community? No



Response	6	8	10	12	Total	
No	41.8	61.5	36.6	34.7	43.5	
Yes	58.2	38.5	63.4	65.3	56.5	
N of Valid	55	91	101	98	345	
N of Miss	0	0	0	0	0	

Table 234: How wrong do your parents feel it would be for YOU to: have one or two drinks of an alcoholic beverage nearly every day?





Response	6	8	10	12	Total	
Very wrong	92.3	86.8	69.3	66.7	76.7	
Wrong	1.9	5.5	19.8	17.2	12.5	
A little bit wrong	5.8	4.4	7.9	11.1	7.6	
Not at all wrong	0.0	3.3	3.0	5.1	3.2	
N of Valid	52	91	101	99	343	
N of Miss	101	25	3	9	138	

Table 235: How wrong do your parents feel it would be for YOU to: smoke tobacco?





Response	6	8	10	12	Total	
Very wrong	94.2	92.3	74.3	70.7	81.0	
Wrong	5.8	4.4	17.8	15.2	11.7	
A little bit wrong	0.0	3.3	5.0	9.1	5.0	
Not at all wrong	0.0	0.0	3.0	5.1	2.3	
N of Valid	52	91	101	99	343	
N of Miss	101	25	3	9	138	

Table 236: How wrong do your parents feel it would be for YOU to: smoke marijuana?





Response	6	8	10	12	Total	
Very wrong	98.1	88.2	75.2	69.7	80.6	
Wrong	0.0	6.5	10.9	11.1	8.1	
A little bit wrong	1.9	2.2	6.9	11.1	6.1	
Not at all wrong	0.0	3.2	6.9	8.1	5.2	
N of Valid	52	93	101	99	345	
N of Miss	101	23	3	9	136	

Table 237: How wrong do your parents feel it would be for YOU to: use prescription drugs not prescribed to you?





Response	6	8	10	12	Total	
Very wrong	94.4	94.5	86.1	86.9	89.9	
Wrong	1.9	4.4	8.9	6.1	5.8	
A little bit wrong	3.7	1.1	3.0	5.1	3.2	
Not at all wrong	0.0	0.0	2.0	2.0	1.2	
N of Valid	54	91	101	99	345	
N of Miss	99	25	3	9	136	

Table 238: How wrong do your parents feel it would be for YOU to: steal something?





Response	6	8	10	12	Total	
Very wrong	98.1	87.9	84.2	90.9	89.2	
Wrong	0.0	9.9	11.9	6.1	7.9	
A little bit wrong	1.9	2.2	3.0	2.0	2.3	
Not at all wrong	0.0	0.0	1.0	1.0	0.6	
N of Valid	52	91	101	99	343	
N of Miss	101	25	3	9	138	

Table 239: How wrong do your parents feel it would be for YOU to: draw graffiti, write things, or draw pictures on buildings or other property (without the owner's permission)?

Response	6	8	10	12	Total	
Very wrong	98.1	89.0	80.0	84.8	86.5	
Wrong	0.0	8.8	11.0	9.1	8.2	
A little bit wrong	1.9	2.2	6.0	5.1	4.1	
Not at all wrong	0.0	0.0	3.0	1.0	1.2	
N of Valid	52	91	100	99	342	
N of Miss	101	25	4	9	139	

Table 240: How wrong do your parents feel it would be for YOU to: pick a fight with someone?

Response	6	8	10	12	Total	
Very wrong	82.7	75.6	49.5	54.5	62.9	
Wrong	9.6	13.3	24.8	31.3	21.3	
A little bit wrong	5.8	11.1	19.8	11.1	12.9	
Not at all wrong	1.9	0.0	5.9	3.0	2.9	
N of Valid	52	90	101	99	342	
N of Miss	101	26	3	9	139	

Table 241: During the past 12 months, have you talked with at least one of your parents about the dangers of underage drinking and/or drinking and driving? By parents, we mean either your biological parents, adoptive parents, stepparents, or adult guardians - whether or not they live with you.

Response	6	8	10	12	Total	
No	76.6	64.4	61.9	55.7	62.8	
Yes	23.4	35.6	38.1	44.3	37.2	
N of Valid	47	87	97	97	328	
N of Miss	106	29	7	11	153	

Table 242: The rules in my family are clear.


Response	6	8	10	12	Total	
NO!	21.6	7.9	3.0	1.0	6.5	
no	3.9	6.7	9.0	5.1	6.5	
yes	17.6	32.6	41.0	41.4	35.4	
YES!	56.9	52.8	47.0	52.5	51.6	
N of Valid	51	89	100	99	339	
N of Miss	102	27	4	9	142	

Table 243: People in my family have serious arguments about the same things, and often insult or yell at each other.

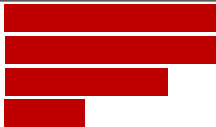
Response	6	8	10	12	Total	
NO!	65.3	37.8	20.8	23.2	32.4	
no	12.2	32.2	32.7	43.4	32.7	
yes	14.3	22.2	29.7	25.3	24.2	
YES!	8.2	7.8	16.8	8.1	10.6	
N of Valid	49	90	101	99	339	
N of Miss	104	26	3	9	142	

Table 244: When I am not at home, one of my parents knows where I am and who I am with.


Response	6	8	10	12	Total	
NO!	28.0	9.9	2.0	4.0	8.5	
no	0.0	1.1	9.9	9.1	5.9	
yes	16.0	27.5	35.6	43.4	32.8	
YES!	56.0	61.5	52.5	43.4	52.8	
N of Valid	50	91	101	99	341	
N of Miss	103	25	3	9	140	

Table 245: My family has clear rules about alcohol and drug use.

Response	6	8	10	12	Total
NO!	28.0	14.3	1.0	4.0	9.4
no	4.0	4.4	12.0	10.1	8.2
yes	14.0	26.4	37.0	36.4	30.6
YES!	54.0	54.9	50.0	49.5	51.8
N of Valid	50	91	100	99	340
N of Miss	103	25	4	9	141

Table 246: If you skipped school would you be caught by your parents?

Response	6	8	10	12	Total
NO!	30.0	13.5	5.9	11.1	13.0
no	4.0	4.5	26.7	29.3	18.3
yes	10.0	21.3	30.7	33.3	26.0
YES!	56.0	60.7	36.6	26.3	42.8
N of Valid	50	89	101	99	339
N of Miss	103	27	3	9	142

Table 247: My parents ask if I've gotten my homework done.

Response	6	8	10	12	Total
NO!	24.0	13.2	13.9	13.1	15.0
no	6.0	17.6	23.8	30.3	21.4
yes	20.0	27.5	30.7	27.3	27.3
YES!	50.0	41.8	31.7	29.3	36.4
N of Valid	50	91	101	99	341
N of Miss	103	25	3	9	140



Table 248: Would your parents know if you did not come home on time?


Response	6	8	10	12	Total	
NO!	24.0	14.3	4.0	6.1	10.3	
no	4.0	2.2	10.9	7.1	6.5	
yes	14.0	27.5	30.7	40.4	30.2	
YES!	58.0	56.0	54.5	46.5	53.1	
N of Valid	50	91	101	99	341	
N of Miss	103	25	3	9	140	

Table 249: Do you know how to properly dispose of leftover prescription drugs?


Response	6	8	10	12	Total	
No	77.1	81.3	49.0	55.7	63.7	
Yes	22.9	18.7	51.0	44.3	36.3	
N of Valid	48	91	100	97	336	
N of Miss	105	25	4	11	145	

Table 250: Have any of your brothers or sisters ever: drunk beer, wine or hard liquor (for example, vodka, whiskey or gin)?


Response	6	8	10	12	Total	
No	83.7	62.9	43.6	40.4	53.6	
Yes	14.3	34.8	52.5	56.6	43.5	
I don't have any brothers or sisters	2.0	2.2	4.0	3.0	3.0	
N of Valid	49	89	101	99	338	
N of Miss	104	27	3	9	143	

Table 251: Have any of your brothers or sisters ever: smoked marijuana?

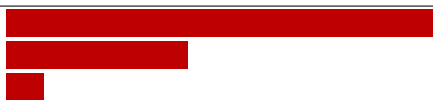
Response	6	8	10	12	Total	
No	95.9	84.4	58.4	52.5	69.0	
Yes	2.0	13.3	35.6	44.4	27.4	
I don't have any brothers or sisters	2.0	2.2	5.9	3.0	3.5	
N of Valid	49	90	101	99	339	
N of Miss	104	26	3	9	142	

Table 252: Have any of your brothers or sisters ever: smoked cigarettes?




Response	6	8	10	12	Total	
No	91.8	77.5	57.4	50.5	65.7	
Yes	6.1	20.2	37.6	46.5	31.1	
I don't have any brothers or sisters	2.0	2.2	5.0	3.0	3.3	
N of Valid	49	89	101	99	338	
N of Miss	104	27	3	9	143	

Table 253: Have any of your brothers or sisters ever: taken a handgun to school?




Response	6	8	10	12	Total	
No	95.9	94.4	92.0	92.9	93.5	
Yes	2.0	3.3	3.0	4.0	3.3	
I don't have any brothers or sisters	2.0	2.2	5.0	3.0	3.3	
N of Valid	49	90	100	99	338	
N of Miss	104	26	4	9	143	

Table 254: Have any of your brothers or sisters ever: been suspended or expelled from school?




Response	6	8	10	12	Total	
No	95.9	84.3	68.3	76.8	79.0	
Yes	2.0	13.5	25.7	20.2	17.5	
I don't have any brothers or sisters	2.0	2.2	5.9	3.0	3.6	
N of Valid	49	89	101	99	338	
N of Miss	104	27	3	9	143	

Table 255: Have any of your brothers or sisters ever: used e-cigarettes, e-cigars or e-hookahs (vaping)?




Response	6	8	10	12	Total	
No	91.8	81.1	57.4	46.5	65.5	
Yes	6.1	16.7	38.6	50.5	31.6	
I don't have any brothers or sisters	2.0	2.2	4.0	3.0	2.9	
N of Valid	49	90	101	99	339	
N of Miss	104	26	3	9	142	

Table 256: Have any of your brothers or sisters ever: used prescription drugs not prescribed to him/her?




Response	6	8	10	12	Total	
No	95.9	92.2	81.2	76.8	85.0	
Yes	2.0	4.4	14.9	20.2	11.8	
I don't have any brothers or sisters	2.0	3.3	4.0	3.0	3.2	
N of Valid	49	90	101	99	339	
N of Miss	104	26	3	9	142	

Table 257: Have you changed homes in the past year (the last 12 months)?



Response	6	8	10	12	Total	
No	87.2	77.3	75.5	81.4	79.4	
Yes	12.8	22.7	24.5	18.6	20.6	
N of Valid	47	88	98	97	330	
N of Miss	106	28	6	11	151	

Table 258: How many times have you changed homes since kindergarten?






Response	6	8	10	12	Total	
Never	54.2	42.7	34.0	24.7	36.5	
1 or 2 times	29.2	22.5	29.0	36.1	29.3	
3 or 4 times	12.5	12.4	22.0	13.4	15.6	
5 or 6 times	4.2	10.1	7.0	17.5	10.5	
7 or more times	0.0	12.4	8.0	8.2	8.1	
N of Valid	48	89	100	97	334	
N of Miss	105	27	4	11	147	

Table 259: Have you changed schools (including changing from elementary to middle and middle to high school) in the past year?



Response	6	8	10	12	Total	
No	63.3	73.0	71.7	81.6	73.7	
Yes	36.7	27.0	28.3	18.4	26.3	
N of Valid	49	89	99	98	335	
N of Miss	104	27	5	10	146	

Table 260: How many times have you changed schools since kindergarten (including changing from elementary to middle and middle to high school)?






Response	6	8	10	12	Total	
Never	59.6	34.9	24.2	38.8	36.4	
1 or 2 times	21.3	30.2	12.1	12.2	18.2	
3 or 4 times	14.9	22.1	42.4	28.6	29.1	
5 or 6 times	2.1	7.0	9.1	13.3	8.8	
7 or more times	2.1	5.8	12.1	7.1	7.6	
N of Valid	47	86	99	98	330	
N of Miss	106	30	5	10	151	

Table 261: Has anyone in your family ever had severe alcohol or drug problems?



Response	6	8	10	12	Total	
No	72.9	70.0	52.5	52.6	60.1	
Yes	27.1	30.0	47.5	47.4	39.9	
N of Valid	48	90	101	97	336	
N of Miss	105	26	3	11	145	

Table 262: About how many adults (over 21) have you known personally who in the past year have: used marijuana, crack, cocaine, or other drugs?






Response	6	8	10	12	Total	
0	87.8	74.7	66.3	49.0	66.7	
1	6.1	13.2	8.9	15.3	11.5	
2	2.0	5.5	12.9	9.2	8.3	
3-4	2.0	4.4	4.0	13.3	6.5	
5	2.0	2.2	7.9	13.3	7.1	
N of Valid	49	91	101	98	339	
N of Miss	104	25	3	10	142	

Table 263: About how many adults (over 21) have you known personally who in the past year have: sold or dealt drugs?






Response	6	8	10	12	Total	
0	93.9	86.5	79.2	64.3	78.9	
1	4.1	5.6	6.9	18.4	9.5	
2	2.0	4.5	6.9	7.1	5.6	
3-4	0.0	1.1	3.0	3.1	2.1	
5	0.0	2.2	4.0	7.1	3.9	
N of Valid	49	89	101	98	337	
N of Miss	104	27	3	10	144	

Table 264: About how many adults (over 21) have you known personally who in the past year have: done other things that could get them in trouble with the police, like stealing, selling stolen goods, mugging or assaulting others, etc.?






Response	6	8	10	12	Total	
0	95.9	82.4	77.2	63.3	77.3	
1	4.1	9.9	7.9	20.4	11.5	
2	0.0	3.3	7.9	7.1	5.3	
3-4	0.0	0.0	4.0	3.1	2.1	
5	0.0	4.4	3.0	6.1	3.8	
N of Valid	49	91	101	98	339	
N of Miss	104	25	3	10	142	

Table 265: About how many adults (over 21) have you known personally who in the past year have: gotten drunk or high?










Response	6	8	10	12	Total	
0	79.6	57.8	38.0	19.4	43.9	
1	12.2	20.0	17.0	27.6	20.2	
2	2.0	8.9	14.0	13.3	10.7	
3-4	6.1	4.4	10.0	10.2	8.0	
5	0.0	8.9	21.0	29.6	17.2	
N of Valid	49	90	100	98	337	
N of Miss	104	26	4	10	144	

Table 266: How honest were you in filling out this survey?

Response	6	8	10	12	Total	
I was very honest	88.2	87.5	73.8	77.0	80.9	
I was honest pretty much of the time	7.4	10.4	21.4	19.0	15.3	
I was honest some of the time	4.4	2.1	3.9	4.0	3.5	
I was honest once in a while	0.0	0.0	1.0	0.0	0.3	
I was not honest at all	0.0	0.0	0.0	0.0	0.0	
N of Valid	68	96	103	100	367	
N of Miss	85	20	1	8	114	