



# 2016 APNA

## Arkansas Prevention Needs Assessment Survey

**Lonoke County  
Tables**

**Arkansas Department of Human Services  
Division of Behavioral Health Services  
Prevention Services**

Conducted by International Survey Associates dba Pride Surveys





## Contents

1	INTRODUCTION	11
2	PERCENTAGE TABLES	16

## List of Tables

1	Sex	17
2	Age	17
3	Are you Hispanic or Latino?	17
4	What is your race? Black or African American	18
5	What is your race? Asian	18
6	What is your race? American Indian	18
7	What is your race? Alaska Native	18
8	What is your race? White	19
9	What is your race? Native Hawaiian or Other Pacific Islander	19
10	What is your race? Other	19
11	What is the highest level of schooling completed by your mother or father?	20
12	Think of where you live most of the time. Which of the following people live there with you? Mother	20
13	Think of where you live most of the time. Which of the following people live there with you? Stepmother	20
14	Think of where you live most of the time. Which of the following people live there with you? Foster Mother	21
15	Think of where you live most of the time. Which of the following people live there with you? Grandmother	21
16	Think of where you live most of the time. Which of the following people live there with you? Aunt	21
17	Think of where you live most of the time. Which of the following people live there with you? Father	21
18	Think of where you live most of the time. Which of the following people live there with you? Stepfather	22
19	Think of where you live most of the time. Which of the following people live there with you? Foster Father	22
20	Think of where you live most of the time. Which of the following people live there with you? Grandfather	22
21	Think of where you live most of the time. Which of the following people live there with you? Uncle	22
22	Think of where you live most of the time. Which of the following people live there with you? Other Adults	23
23	Think of where you live most of the time. Which of the following people live there with you? Brother(s)	23
24	Think of where you live most of the time. Which of the following people live there with you? Stepbrother(s)	23
25	Think of where you live most of the time. Which of the following people live there with you? Sister(s)	23
26	Think of where you live most of the time. Which of the following people live there with you? Stepsister(s)	24

27	Think of where you live most of the time. Which of the following people live there with you? Other Children . . . . .	24
28	In my school, students have lots of chances to help decide things like class activities and rules. . . . .	24
29	Teachers ask me to work on special classroom projects. . . . .	24
30	My teacher(s) notices when I am doing a good job and lets me know about it. . . . .	25
31	There are lots of chances for students in my school to get involved in sports, clubs, and other school activities outside of class. . . . .	25
32	There are lots of chances for students in my school to talk with a teacher one-on-one. . . . .	25
33	I feel safe at my school. . . . .	26
34	The school lets my parents know when I have done something well. . . . .	26
35	My teachers praise me when I work hard in school. . . . .	26
36	Are your school grades better than the grades of most students in your class? . . . . .	27
37	I have lots of chances to be part of class discussions or activities. . . . .	27
38	Now thinking back over the past year in school, how often did you: enjoy being in school? . . . . .	27
39	Now thinking back over the past year in school, how often did you: hate being in school? . . . . .	28
40	Now thinking back over the past year in school, how often did you: try to do your best work in school? . . . . .	28
41	How often do you feel that the school work you are assigned is meaningful and important? . . . . .	28
42	Putting them all together, what were your grades like last year? . . . . .	29
43	How important do you think the things you are learning in school are going to be for your later life? . . . . .	29
44	Do your parents care about your skipping or cutting school? . . . . .	29
45	During the LAST FOUR WEEKS how many whole days of school have you missed because you skipped or 'cut'? . . . . .	30
46	What are the chances you would be seen as cool if you: smoked cigarettes? . . . . .	30
47	What are the chances you would be seen as cool if you: worked hard at school? . . . . .	30
48	What are the chances you would be seen as cool if you: began drinking alcoholic beverages regularly, that is, at least once or twice a month? . . . . .	31
49	What are the chances you would be seen as cool if you: defended someone who was being bullied? . . . . .	31
50	What are the chances you would be seen as cool if you: smoked marijuana? . . . . .	31
51	What are the chances you would be seen as cool if you: carried a handgun? . . . . .	32

52	What are the chances you would be seen as cool if you: used e-cigarettes, e-cigars or e-hookahs? . . . . .	32
53	What are the chances you would be seen as cool if you: bullied someone or cyber bullied someone? . . . . .	32
54	Think of your four best friends (the friends you feel closest to). In the past year (12 months), how many of your best friends have: participated in clubs, organizations or activities at school? . . . . .	33
55	Think of your four best friends (the friends you feel closest to). In the past year (12 months), how many of your best friends have: smoked cigarettes? . . . . .	33
56	Think of your four best friends (the friends you feel closest to). In the past year (12 months), how many of your best friends have: tried beer, wine or hard liquor (for example, vodka, whiskey, or gin) when their parents didn't know about it? . . . . .	33
57	Think of your four best friends (the friends you feel closest to). In the past year (12 months), how many of your best friends have: used e-cigarettes, e-cigars, or e-hookahs? . . . . .	34
58	Think of your four best friends (the friends you feel closest to). In the past year (12 months), how many of your best friends have: used marijuana? . . . . .	34
59	Think of your four best friends (the friends you feel closest to). In the past year (12 months), how many of your best friends have: used prescription drugs or non-prescription drugs for the purpose of getting high? . . . . .	34
60	Think of your four best friends (the friends you feel closest to). In the past year (12 months), how many of your best friends have: used synthetic marijuana (K2, spice) or bath salts? . . . . .	35
61	Think of your four best friends (the friends you feel closest to). In the past year (12 months), how many of your best friends have: used LSD, cocaine, amphetamines, or other illegal drugs? . . . . .	35
62	Think of your four best friends (the friends you feel closest to). In the past year (12 months), how many of your best friends have: been bullied? . . . . .	35
63	Think of your four best friends (the friends you feel closest to). In the past year (12 months), how many of your best friends have: been suspended from school? . . . . .	36
64	Think of your four best friends (the friends you feel closest to). In the past year (12 months), how many of your best friends have: carried a handgun? . . . . .	36
65	Think of your four best friends (the friends you feel closest to). In the past year (12 months), how many of your best friends have: sold illegal drugs? . . . . .	36
66	Think of your four best friends (the friends you feel closest to). In the past year (12 months), how many of your best friends have: regularly attended religious services? . . . . .	37

67	Think of your four best friends (the friends you feel closest to). In the past year (12 months), how many of your best friends have: stolen or tried to steal a motor vehicle such as a car or motorcycle?	37
68	Think of your four best friends (the friends you feel closest to). In the past year (12 months), how many of your best friends have: been arrested?	37
69	Think of your four best friends (the friends you feel closest to). In the past year (12 months), how many of your best friends have: dropped out of school?	38
70	Think of your four best friends (the friends you feel closest to). In the past year (12 months), how many of your best friends have: been members of a gang?	38
71	How old were you when you first: smoked marijuana?	38
72	How old were you when you first: smoked a cigarette, even just a puff?	39
73	How old were you when you first: had more than a sip or two of beer, wine or hard liquor (for example, vodka, whiskey, or gin)?	39
74	How old were you when you first: began drinking alcoholic beverages regularly, that is, at least once or twice a month?	40
75	How old were you when you first: used Daztrex?	40
76	How old were you when you first: got suspended from school?	41
77	How old were you when you first: got arrested?	41
78	How old were you when you first: carried a handgun?	42
79	How old were you when you first: used e-cigarettes, e-cigars, or e-hookahs?	42
80	How old were you when you first: belonged to a gang?	43
81	How old were you when you first: used prescription drugs not prescribed to you?	43
82	How wrong do you think it is for someone your age to: take a handgun to school?	44
83	How wrong do you think it is for someone your age to: steal anything?	44
84	How wrong do you think it is for someone your age to: pick a fight with someone?	44
85	How wrong do you think it is for someone your age to: attack someone with the idea of seriously hurting them?	45
86	How wrong do you think it is for someone your age to: stay away from school all day when their parents think they are at school?	45
87	How wrong do you think it is for someone your age to: drink beer, wine or hard liquor (for example, vodka, whiskey, or gin) regularly?	45
88	How wrong do you think it is for someone your age to: smoke cigarettes?	46
89	How wrong do you think it is for someone your age to: smoke marijuana?	46

90	How wrong do you think it is for someone your age to: use prescription drugs or non-prescription drugs for the purpose of getting high?	46
91	How wrong do you think it is for someone your age to: use synthetic marijuana (K2, spice) or bath salts?	47
92	How wrong do you think it is for someone your age to: use LSD, cocaine, amphetamines or another illegal drug?	47
93	How wrong do you think it is for someone your age to: use e-cigarettes, e-cigars or e-hookahs?	47
94	At school during the past 12 months, did you receive help from the resource teacher, speech therapist or other special education teacher?	48
95	How many times in the past year (12 months) have you: been suspended from school?	48
96	How many times in the past year (12 months) have you: carried a handgun?	48
97	How many times in the past year (12 months) have you: sold illegal drugs?	49
98	How many times in the past year (12 months) have you: stolen or tried to steal a motor vehicle such as a car or motorcycle?	49
99	How many times in the past year (12 months) have you: participated in clubs, organizations or activities at school?	50
100	How many times in the past year (12 months) have you: been arrested?	50
101	How many times in the past year (12 months) have you: attacked someone with the idea of seriously hurting them?	51
102	How many times in the past year (12 months) have you: been drunk or high at school?	51
103	How many times in the past year (12 months) have you: taken a handgun to school?	52
104	Are you currently on probation, or assigned a probation officer with Juvenile Court?	52
105	Have you ever belonged to a gang?	52
106	If you have ever belonged to a gang, did that gang have a name?	53
107	You are at a party at someone's house, and one of your friends offers you a drink containing alcohol. What would you say or do?	53
108	How often do you attend religious services or activities?	53
109	I think sometimes it's okay to cheat at school.	54
110	It is important to think before you act.	54
111	Sometimes I think that life is not worth it.	54
112	At times I think I am no good at all.	55
113	All in all, I am inclined to think that I am a failure.	55
114	In the past year, have you felt depressed or sad MOST days, even if you felt okay sometimes?	55
115	It is all right to beat up people if they start the fight.	56
116	I think it is okay to take something without asking if you can get away with it.	56

117	Where do you get the most information about living a drug and alcohol free life? Parents/guardians . . . . .	56
118	Where do you get the most information about living a drug and alcohol free life? Friends . . . . .	57
119	Where do you get the most information about living a drug and alcohol free life? Family members . . . . .	57
120	Where do you get the most information about living a drug and alcohol free life? School . . . . .	57
121	Where do you get the most information about living a drug and alcohol free life? Internet . . . . .	58
122	Where do you get the most information about living a drug and alcohol free life? TV . . . . .	58
123	Where do you get the most information about living a drug and alcohol free life? Social media . . . . .	58
124	How much do you think people risk harming themselves (physically or in other ways) if they: smoked one or more packs of cigarettes per day? . . . . .	59
125	How much do you think people risk harming themselves (physically or in other ways) if they: try marijuana once or twice? . . . . .	59
126	How much do you think people risk harming themselves (physically or in other ways) if they: smoke marijuana once or twice a week? . . . . .	59
127	How much do you think people risk harming themselves (physically or in other ways) if they: take one or two drinks of an alcoholic beverage (beer, wine, liquor) nearly every day? . . . . .	60
128	How much do you think people risk harming themselves (physically or in other ways) if they: have five or more drinks of an alcoholic beverage once or twice a weekend? . . . . .	60
129	How much do you think people risk harming themselves (physically or in other ways) if they: use prescription drugs that are not prescribed to them? . . . . .	60
130	How much do you think people risk harming themselves (physically or in other ways) if they: use non-prescription drugs to get high? . . . . .	61
131	How much do you think people risk harming themselves (physically or in other ways) if they: use e-cigarettes, e-cigars, or e-hookahs? . . . . .	61
132	Have you ever used smokeless tobacco (chew, snuff, plug, dipping tobacco, or chewing tobacco)? . . . . .	61
133	How often have you used smokeless tobacco during the past 30 days? . . . . .	62
134	Have you ever smoked cigarettes? . . . . .	62
135	How frequently have you smoked cigarettes during the past 30 days? . . . . .	62
136	Which statement best describes rules about smoking inside your home or your family cars? . . . . .	63
137	Have you ever used e-cigarettes, e-cigars, or e-hookahs? . . . . .	63
138	How frequently have you used e-cigarettes, e-cigars, or e-hookahs? . . . . .	64
139	During this school year, were you taught in any of your classes about the dangers of tobacco use? . . . . .	64

140	During the past 12 months, have you participated in any community activities to discourage people your age from using cigarettes, chewing tobacco, snuff, dip or cigars, e-cigarettes, e-cigars, or e-hookahs? . . . . .	64
141	Think back over the last two weeks. How many times have you had five or more alcoholic drinks in a row? . . . . .	65
142	During the past 30 days, how many times did you ride in a car or other vehicle driven by someone who had been drinking alcohol or using drugs to get high? . . . . .	65
143	During the past 30 days, how many times did you drive a car or other vehicle when you had been drinking alcohol or using drugs to get high? . . . . .	65
144	If you drank alcohol (not just a sip or taste) in the past year, how did you usually get it? . . . . .	66
145	If you drank alcohol (not just a sip or taste) in the past year, where did you usually drink it? . . . . .	66
146	How do you feel about someone your age having one or two drinks of an alcoholic beverage nearly every day? . . . . .	67
147	On how many occasions have you had alcoholic beverages (beer, wine or hard liquor) to drink in your lifetime - more than just a few sips? . . . . .	67
148	On how many occasions have you drunk one or more drinks of an alcoholic beverage during the past 30 days? . . . . .	67
149	On how many occasions have you used marijuana (grass, pot) or hashish (hash, hash oil) in your lifetime? . . . . .	68
150	On how many occasions have you used marijuana (grass, pot) or hashish (hash, hash oil) during the past 30 days? . . . . .	68
151	On how many occasions have you used LSD or other psychedelics in your lifetime? . . . . .	68
152	On how many occasions have you used LSD or other psychedelics during the past 30 days? . . . . .	69
153	On how many occasions have you used cocaine or crack in your lifetime? . . . . .	69
154	On how many occasions have you used cocaine or crack during the past 30 days? . . . . .	69
155	On how many occasions have you sniffed glue, breathed the contents of an aerosol spray can, or inhaled other gases or sprays, in order to get high in your lifetime? . . . . .	70
156	On how many occasions have you sniffed glue, breathed the contents of an aerosol spray can, or inhaled other gases or sprays, in order to get high during the past 30 days? . . . . .	70
157	On how many occasions have you used Daztrex in your lifetime? . . . . .	71
158	On how many occasions have you used Daztrex during the past 30 days? . . . . .	71
159	On how many occasions have you used synthetic marijuana (K2, spice) in your lifetime? . . . . .	71

160	On how many occasions have you used synthetic marijuana (K2, spice) during the past 30 days? . . . . .	72
161	On how many occasions have you used methamphetamines (meth, speed, crank, crystal meth) in your lifetime? . . . . .	72
162	On how many occasions have you used methamphetamines (meth, speed, crank, crystal meth) in the past 30 days? . . . . .	72
163	On how many occasions have you used other chemical products (bath salts, plant food, etc.) in your lifetime? . . . . .	73
164	On how many occasions have you used other chemical products (bath salts, plant food, etc.) during the past 30 days? . . . . .	73
165	On how many occasions have you used heroin or other opiates in your lifetime? . . . . .	73
166	On how many occasions have you used heroin or other opiates during the past 30 days? . . . . .	74
167	On how many occasions have you used MDMA ('X', 'E', or ecstasy) in your lifetime? . . . . .	74
168	On how many occasions have you used MDMA ('X', 'E', or ecstasy) during the past 30 days? . . . . .	74
169	On how many occasions have you taken prescription drugs (such as Valium, Xanax, Ritalin, Adderall, OxyContin, Darvocet, or sleeping pills) not prescribed to you in your lifetime? . . . . .	75
170	On how many occasions have you taken prescription drugs (such as Valium, Xanax, Ritalin, Adderall, OxyContin, Darvocet, or sleeping pills) not prescribed to you during the past 30 days? . . . . .	75
171	On how many occasions have you taken non-prescription medicines such as diet pills (for example, Dietac, Dexatrim or Prolamine), stay-awake pills (for example No-Doz, Vivarin, or Wake), or cough or cold medicines (robos, DXM, etc.) to get high in your lifetime? . . . . .	76
172	On how many occasions have you taken non-prescription medicines such as diet pills (for example, Dietac, Dexatrim or Prolamine), stay-awake pills (for example No-Doz, Vivarin, or Wake), or cough or cold medicines (robos, DXM, etc.) to get high during the past 30 days? . . . . .	76
173	On how many occasions have you been drunk or very high from drinking alcoholic beverages during the past 30 days? . . . . .	77
174	On how many occasions have you drunk flavored alcoholic beverages, sometimes called 'alcopops' (like Mike's Hard Lemonade, Smirnoff Ice, Bacardi Breezers, etc.) in your lifetime? . . . . .	77
175	On how many occasions have you drunk flavored alcoholic beverages, sometimes called 'alcopops' (like Mike's Hard Lemonade, Smirnoff Ice, Bacardi Breezers, etc.) during the past 30 days? . . . . .	78
176	If you used prescription drugs or over the counter drugs without a doctor telling you to use it or for the purpose of getting high, where did you get these drugs? - Did not use . . . . .	78

177	If you used prescription drugs or over the counter drugs without a doctor telling you to use it or for the purpose of getting high, where did you get these drugs? - Bought or took from store or shop . . . . .	78
178	If you used prescription drugs or over the counter drugs without a doctor telling you to use it or for the purpose of getting high, where did you get these drugs? - Got from parents with permission . . . . .	79
179	If you used prescription drugs or over the counter drugs without a doctor telling you to use it or for the purpose of getting high, where did you get these drugs? - Got from home without permission . . . . .	79
180	If you used prescription drugs or over the counter drugs without a doctor telling you to use it or for the purpose of getting high, where did you get these drugs? - Got from relative with permission . . . . .	79
181	If you used prescription drugs or over the counter drugs without a doctor telling you to use it or for the purpose of getting high, where did you get these drugs? - Got from relative without permission . . . . .	79
182	If you used prescription drugs or over the counter drugs without a doctor telling you to use it or for the purpose of getting high, where did you get these drugs? - Got from friend's home with permission . . . . .	80
183	If you used prescription drugs or over the counter drugs without a doctor telling you to use it or for the purpose of getting high, where did you get these drugs? - Got from friend's home without permission . . . . .	80
184	If you used prescription drugs or over the counter drugs without a doctor telling you to use it or for the purpose of getting high, where did you get these drugs? - Got from friend at school . . . . .	80
185	If you used prescription drugs or over the counter drugs without a doctor telling you to use it or for the purpose of getting high, where did you get these drugs? - Got from friend at party . . . . .	80
186	If you used prescription drugs or over the counter drugs without a doctor telling you to use it or for the purpose of getting high, where did you get these drugs? - Got from friend, elsewhere . . . . .	81
187	If you used prescription drugs or over the counter drugs without a doctor telling you to use it or for the purpose of getting high, where did you get these drugs? - Got from internet sale . . . . .	81
188	During the last month, about how many marijuana cigarettes, or the equivalent, did you smoke a day, on the average? . . . . .	81
189	How wrong do your friends feel it would be for YOU to: have one or two drinks of an alcoholic beverage nearly every day? . . . . .	82
190	How wrong do your friends feel it would be for YOU to: smoke tobacco? . . . . .	82
191	How wrong do your friends feel it would be for YOU to: smoke marijuana? . . . . .	82
192	How wrong do your friends feel it would be for YOU to: use prescription drugs not prescribed to you? . . . . .	83
193	How wrong would most adults (over 21) in your neighborhood think it is for kids your age: to use marijuana? . . . . .	83

194	How wrong would most adults (over 21) in your neighborhood think it is for kids your age: to drink alcohol? . . . . .	83
195	How wrong would most adults (over 21) in your neighborhood think it is for kids your age: to smoke cigarettes? . . . . .	84
196	How much do each of the following statements describe your neighborhood? crime and/or drug selling . . . . .	84
197	How much do each of the following statements describe your neighborhood? fights . . . . .	84
198	How much do each of the following statements describe your neighborhood? lots of empty or abandoned buildings . . . . .	85
199	How much do each of the following statements describe your neighborhood? lots of graffiti . . . . .	85
200	I feel safe in my neighborhood. . . . .	85
201	If a kid smoked marijuana in your neighborhood would he or she be caught by the police? . . . . .	86
202	If a kid drank some beer, wine or hard liquor (for example, vodka, whiskey, or gin) in your neighborhood would he or she be caught by the police? . . . . .	86
203	If a kid carried a handgun in your neighborhood would he or she be caught by the police? . . . . .	86
204	If you wanted to get some cigarettes, how easy would it be for you to get some? . . . . .	87
205	If you wanted to get some beer, wine or hard liquor (for example, vodka, whiskey, or gin), how easy would it be for you to get some? . . . . .	87
206	If you wanted to get a drug like cocaine, LSD, or amphetamines, how easy would it be for you to get some? . . . . .	87
207	If you wanted to get a handgun, how easy would it be for you to get one? . . . . .	88
208	If you wanted to get some marijuana, how easy would it be for you to get some? . . . . .	88
209	If you wanted to get prescription drugs for the purpose of getting high, how easy would it be for you to get some? . . . . .	88
210	If you wanted to get synthetic marijuana such as K2 or chemical products such as bath salts to get high, how easy would it be for you to get some? . . . . .	89
211	If you wanted to get steroids to use or to enhance athletic performance, how easy would it be for you to get some? . . . . .	89
212	If you wanted to get e-cigarettes, e-cigars, or e-hookahs, how easy would it be for you to get some? . . . . .	89
213	During the past 12 months, have you participated in any alcohol prevention programs or seen any alcohol prevention messages in your school or community? Yes, a school-based program focused on preventing underage drinking and/or drinking and driving. . . . .	90

214	During the past 12 months, have you participated in any alcohol prevention programs or seen any alcohol prevention messages in your school or community? Yes, a community-based program focused on preventing underage drinking and/or drinking and driving (for example, through your church or temple or through youth groups like Boys and Girls Club or 4-H). . . . .	90
215	During the past 12 months, have you participated in any alcohol prevention programs or seen any alcohol prevention messages in your school or community? Yes, a media campaign addressing underage drinking and/or drinking and driving (for example, newspaper ads, posters, pamphlets, radio, TV). . . . .	90
216	During the past 12 months, have you participated in any alcohol prevention programs or seen any alcohol prevention messages in your school or community? No . . . . .	90
217	How wrong do your parents feel it would be for YOU to: have one or two drinks of an alcoholic beverage nearly every day? . . . . .	91
218	How wrong do your parents feel it would be for YOU to: smoke tobacco? . . . . .	91
219	How wrong do your parents feel it would be for YOU to: smoke marijuana? . . . . .	91
220	How wrong do your parents feel it would be for YOU to: use prescription drugs not prescribed to you? . . . . .	92
221	How wrong do your parents feel it would be for YOU to: steal something worth more than \$5? . . . . .	92
222	How wrong do your parents feel it would be for YOU to: draw graffiti, write things, or draw pictures on buildings or other property (without the owner's permission)? . . . . .	92
223	How wrong do your parents feel it would be for YOU to: pick a fight with someone? . . . . .	93
224	During the past 12 months, have you talked with at least one of your parents about the dangers of underage drinking and/or drinking and driving? By parents, we mean either your biological parents, adoptive parents, stepparents, or adult guardians - whether or not they live with you. . . . .	93
225	The rules in my family are clear. . . . .	93
226	People in my family have serious arguments about the same things, and often insult or yell at each other. . . . .	94
227	When I am not at home, one of my parents knows where I am and who I am with. . . . .	94
228	My family has clear rules about alcohol and drug use. . . . .	94
229	If you skipped school would you be caught by your parents? . . . . .	95
230	My parents ask if I've gotten my homework done. . . . .	95
231	Would your parents know if you did not come home on time? . . . . .	95
232	Do you know how to properly dispose of leftover prescription drugs? . . . . .	96



233	Have any of your brothers or sisters ever: drunk beer, wine or hard liquor (for example, vodka, whiskey or gin)? . . . . .	96
234	Have any of your brothers or sisters ever: smoked marijuana? . . . .	96
235	Have any of your brothers or sisters ever: smoked cigarettes? . . . .	96
236	Have any of your brothers or sisters ever: taken a handgun to school? .	97
237	Have any of your brothers or sisters ever: been suspended or expelled from school? . . . . .	97
238	Have any of your brothers or sisters ever: used e-cigarettes, e-cigars or e-hookahs? . . . . .	97
239	Have any of your brothers or sisters ever: used prescription drugs not prescribed to him/her? . . . . .	97
240	Have you changed homes in the past year (the last 12 months)? . . .	98
241	How many times have you changed homes since kindergarten? . . . .	98
242	Have you changed schools (including changing from elementary to middle and middle to high school) in the past year? . . . . .	98
243	How many times have you changed schools since kindergarten (including changing from elementary to middle and middle to high school)? . . . . .	99
244	Has anyone in your family ever had severe alcohol or drug problems? .	99
245	About how many adults (over 21) have you known personally who in the past year have: used marijuana, crack, cocaine, or other drugs? .	99
246	About how many adults (over 21) have you known personally who in the past year have: sold or dealt drugs? . . . . .	100
247	About how many adults (over 21) have you known personally who in the past year have: done other things that could get them in trouble with the police, like stealing, selling stolen goods, mugging or assaulting others, etc.? . . . .	100
248	About how many adults (over 21) have you known personally who in the past year have: gotten drunk or high? . . . . .	100
249	Have you seen or heard information about underage drinking in the past 12 months from the following sources? Radio . . . . .	101
250	Have you seen or heard information about underage drinking in the past 12 months from the following sources? TV. . . . .	101
251	Have you seen or heard information about underage drinking in the past 12 months from the following sources? Print. This includes information on underage drinking you may have seen in the newspaper, on a billboard, in pamphlets, on stickers, etc. . . . .	101
252	Have you seen or heard information about underage drinking in the past 12 months from the following sources? Website or social media? (Facebook, Myspace, website, etc.) . . . . .	101
253	The next questions ask about your opinions of the information you saw or heard. If you have seen or heard more than one ad, please think about your favorite ad when answering these questions. The information about underage drinking that I saw or heard was convincing. . . . .	102

254	The next questions ask about your opinions of the information you saw or heard. If you have seen or heard more than one ad, please think about your favorite ad when answering these questions. The information about underage drinking that I saw or heard grabbed my attention. . . . .	102
255	The next questions ask about your opinions of the information you saw or heard. If you have seen or heard more than one ad, please think about your favorite ad when answering these questions. The information about underage drinking that I saw or heard said something important to me. . . . .	102
256	The next questions ask about your opinions of the information you saw or heard. If you have seen or heard more than one ad, please think about your favorite ad when answering these questions. Seeing or hearing this information about underage drinking made me want to stop or decrease my drinking. . . . .	103
257	How honest were you in filling out this survey? . . . . .	103

List of Figures

1	Grade Chart . . . . .	12
2	Gender Chart . . . . .	13
3	Age Chart . . . . .	14
4	Ethnic Origin Chart . . . . .	15

# 1 INTRODUCTION

This report was generated from data collected on the *2016 Arkansas Prevention Needs Assessment Student Survey*. This report contains basic frequency tables of all data collected and graphs on the selected demographic variables of grade, gender, age and ethnic origin. The graph on ethnic origin is represented as a bar chart rather than as a pie chart. This is because students were allowed to mark more than one response for ethnic origin as opposed to being allowed to mark only one response. The bars represent the percent of students who marked each of the ethnic categories.

Questions regarding the information found in this report can be directed to:

**International Survey Associates dba Pride Surveys**

Mr. Jay Gleaton

2140 Newmarket Parkway

Suite 116

Marietta, GA 30067

Telephone: (800) 279-6361

Fax: (770) 726-9327

Website: <http://www.pridesurveys.com>



# Grade Chart

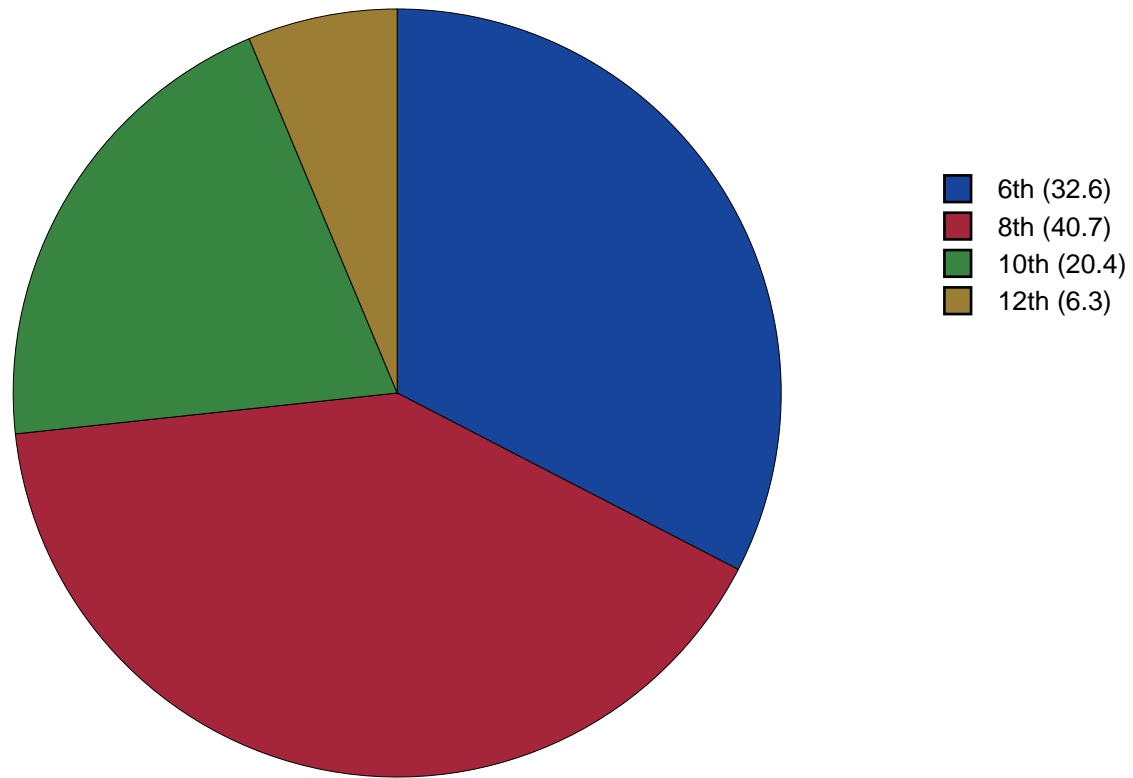


Figure 1: Grade Chart

## Gender Chart

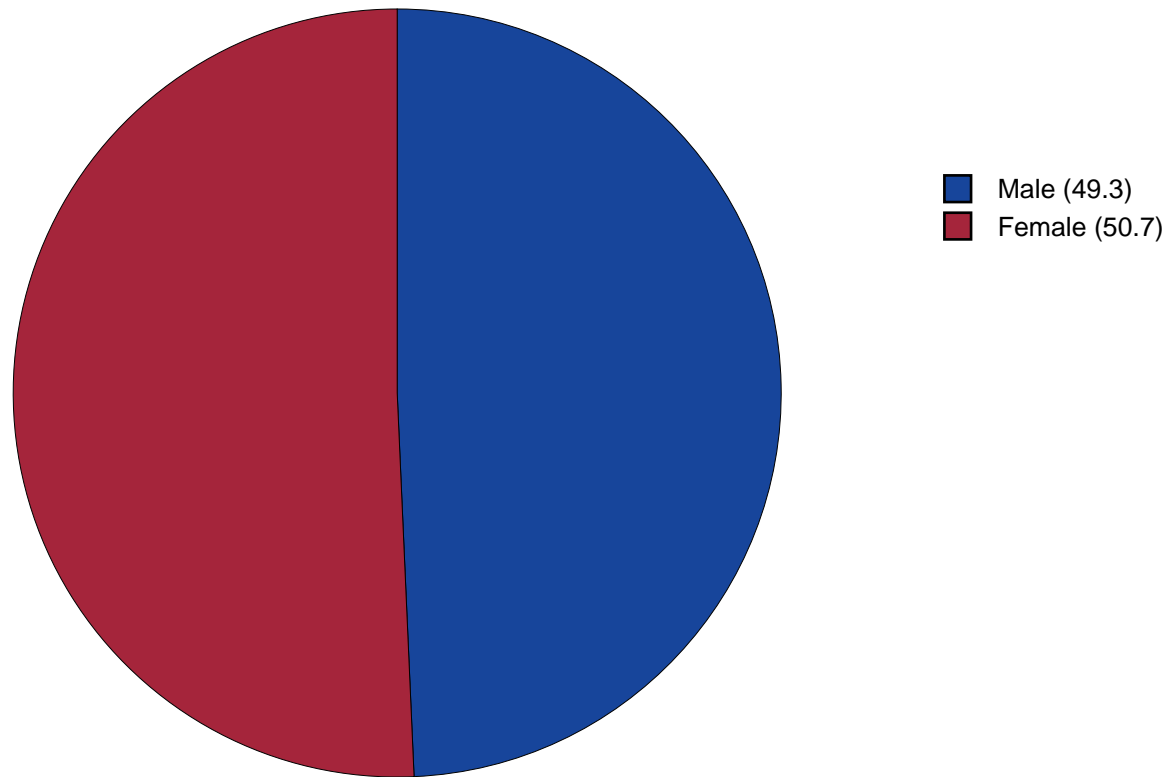


Figure 2: Gender Chart

# Age Chart

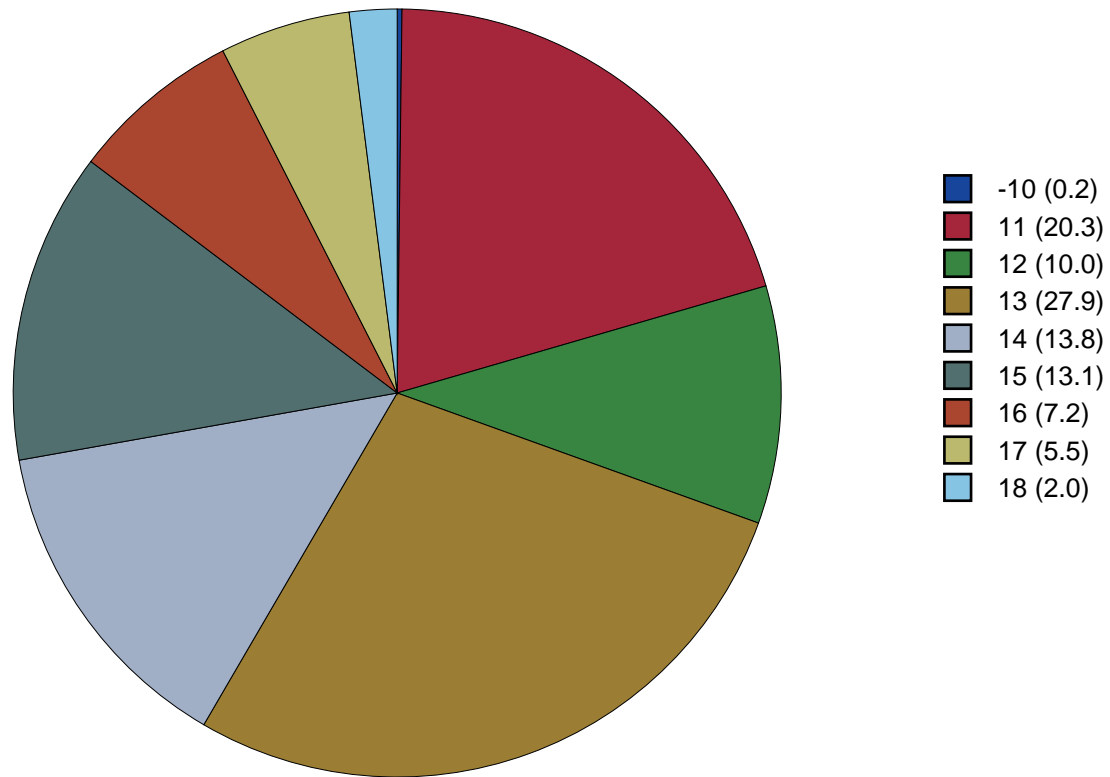


Figure 3: Age Chart



# Ethnic Origin Chart

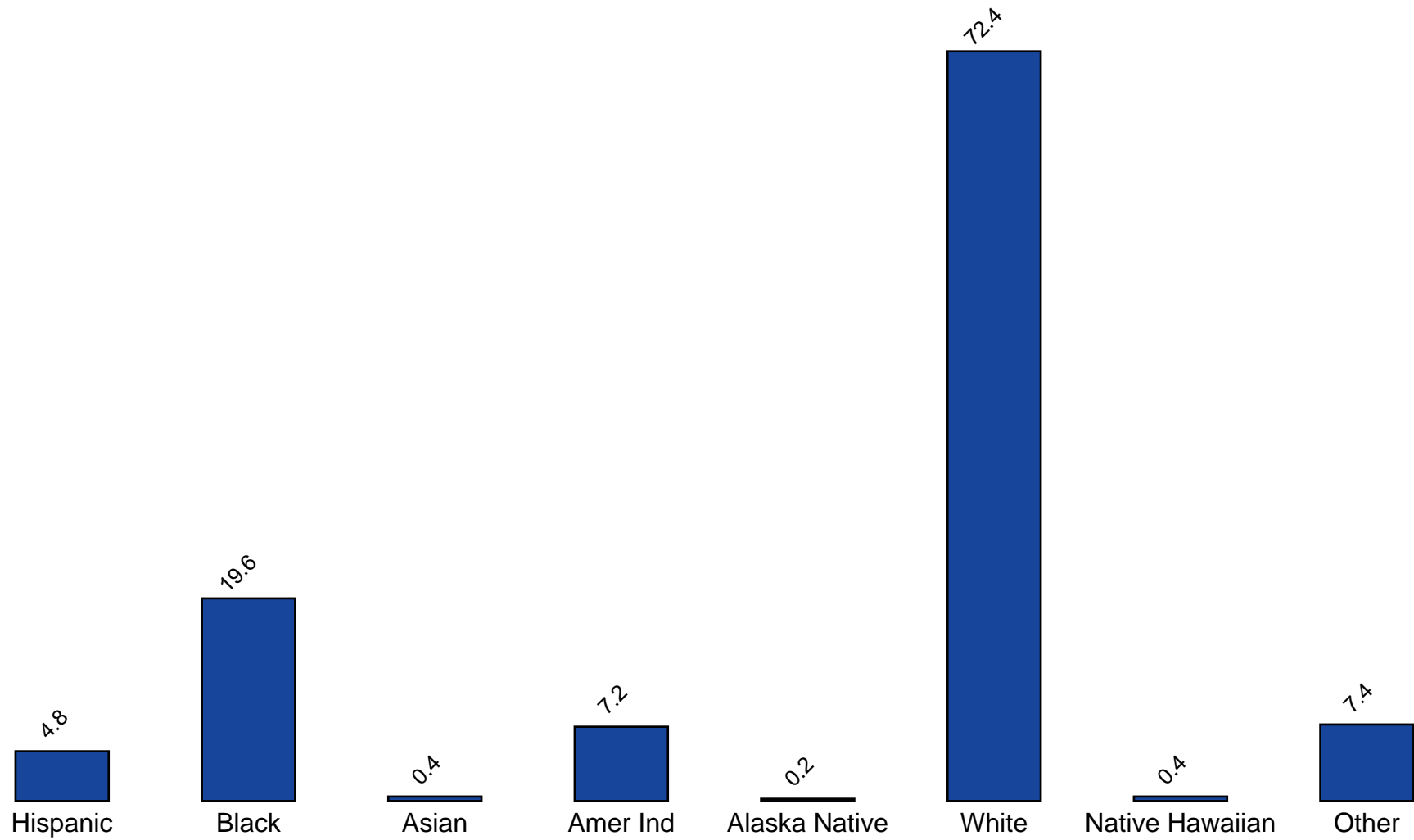


Figure 4: Ethnic Origin Chart

## 2 PERCENTAGE TABLES

The following tables contain frequency distribution detailing how your students responded to each question on the survey. The tables appear in the same order as the questions on the survey. The tables include breakdowns by grade level as well as overall percentages. The *N of Valid* row is a frequency count of the number of valid responses to each question for each grade and overall. The *N of Miss* row is a frequency count of the number of invalid (marked more than one response) or missing (i.e. did not respond) responses to each question for each grade and overall.

For the questions that allowed more than one response (i.e. race, live with, etc.) each response becomes a separate table. If a student did not mark the response, that was counted as a NO response, and if they did mark the response, that was counted as a YES response. Since a non response is a valid response for these questions, the *N of Miss* will always be zero for these questions.

Table 1: Sex

Response	6	8	10	12	Total	
Male	52.4	47.0	52.7	37.9	49.3	
Female	47.6	53.0	47.3	62.1	50.7	
N of Valid	147	185	93	29	454	
N of Miss	3	2	1	0	6	

Table 2: Age

Response	6	8	10	12	Total	
10 or younger	0.7	0.0	0.0	0.0	0.2	
11	62.8	0.0	0.0	0.0	20.3	
12	31.1	0.0	0.0	0.0	10.0	
13	4.7	64.7	0.0	0.0	27.9	
14	0.7	32.6	1.1	0.0	13.8	
15	0.0	2.7	58.5	0.0	13.1	
16	0.0	0.0	35.1	0.0	7.2	
17	0.0	0.0	5.3	69.0	5.5	
18	0.0	0.0	0.0	31.0	2.0	
19 or older	0.0	0.0	0.0	0.0	0.0	
N of Valid	148	187	94	29	458	
N of Miss	2	0	0	0	2	

Table 3: Are you Hispanic or Latino?

Response	6	8	10	12	Total	
No	94.1	96.1	95.7	93.1	95.2	
Yes	5.9	3.9	4.3	6.9	4.8	
N of Valid	135	180	93	29	437	
N of Miss	15	7	1	0	23	



Table 4: What is your race? Black or African American



Response	6	8	10	12	Total	
No	80.0	82.4	78.7	75.9	80.4	
Yes	20.0	17.6	21.3	24.1	19.6	
N of Valid	150	187	94	29	460	
N of Miss	0	0	0	0	0	

Table 5: What is your race? Asian



Response	6	8	10	12	Total	
No	99.3	100.0	98.9	100.0	99.6	
Yes	0.7	0.0	1.1	0.0	0.4	
N of Valid	150	187	94	29	460	
N of Miss	0	0	0	0	0	

Table 6: What is your race? American Indian



Response	6	8	10	12	Total	
No	90.0	93.0	94.7	100.0	92.8	
Yes	10.0	7.0	5.3	0.0	7.2	
N of Valid	150	187	94	29	460	
N of Miss	0	0	0	0	0	

Table 7: What is your race? Alaska Native



Response	6	8	10	12	Total	
No	100.0	99.5	100.0	100.0	99.8	
Yes	0.0	0.5	0.0	0.0	0.2	
N of Valid	150	187	94	29	460	
N of Miss	0	0	0	0	0	

Table 8: What is your race? White



Response	6	8	10	12	Total	
No	35.3	23.0	23.4	31.0	27.6	
Yes	64.7	77.0	76.6	69.0	72.4	
N of Valid	150	187	94	29	460	
N of Miss	0	0	0	0	0	

Table 9: What is your race? Native Hawaiian or Other Pacific Islander



Response	6	8	10	12	Total	
No	100.0	99.5	98.9	100.0	99.6	
Yes	0.0	0.5	1.1	0.0	0.4	
N of Valid	150	187	94	29	460	
N of Miss	0	0	0	0	0	

Table 10: What is your race? Other



Response	6	8	10	12	Total	
No	92.0	92.0	94.7	93.1	92.6	
Yes	8.0	8.0	5.3	6.9	7.4	
N of Valid	150	187	94	29	460	
N of Miss	0	0	0	0	0	

Table 11: What is the highest level of schooling completed by your mother or father?









Response	6	8	10	12	Total	
Completed grade school or less	3.6	3.4	4.4	0.0	3.4	
Some high school	5.1	8.9	7.7	10.3	7.6	
Completed high school	14.6	19.0	24.2	20.7	18.8	
Some college	7.3	10.6	20.9	17.2	12.2	
Completed college	26.3	24.6	25.3	31.0	25.7	
Graduate or professional school after college	10.2	12.8	5.5	6.9	10.1	
Don't know	30.7	18.4	12.1	6.9	20.2	
Does not apply	2.2	2.2	0.0	6.9	2.1	
N of Valid	137	179	91	29	436	
N of Miss	13	8	3	0	24	

Table 12: Think of where you live most of the time. Which of the following people live there with you? Mother



Response	6	8	10	12	Total	
No	14.7	17.6	16.0	24.1	16.7	
Yes	85.3	82.4	84.0	75.9	83.3	
N of Valid	150	187	94	29	460	
N of Miss	0	0	0	0	0	

Table 13: Think of where you live most of the time. Which of the following people live there with you? Stepmother



Response	6	8	10	12	Total	
No	96.7	94.1	93.6	96.6	95.0	
Yes	3.3	5.9	6.4	3.4	5.0	
N of Valid	150	187	94	29	460	
N of Miss	0	0	0	0	0	

Table 14: Think of where you live most of the time. Which of the following people live there with you? Foster Mother



Response	6	8	10	12	Total	
No	100.0	99.5	100.0	100.0	99.8	
Yes	0.0	0.5	0.0	0.0	0.2	
N of Valid	150	187	94	29	460	
N of Miss	0	0	0	0	0	

Table 15: Think of where you live most of the time. Which of the following people live there with you? Grandmother



Response	6	8	10	12	Total	
No	81.3	84.5	87.2	96.6	84.8	
Yes	18.7	15.5	12.8	3.4	15.2	
N of Valid	150	187	94	29	460	
N of Miss	0	0	0	0	0	

Table 16: Think of where you live most of the time. Which of the following people live there with you? Aunt



Response	6	8	10	12	Total	
No	94.0	95.7	96.8	89.7	95.0	
Yes	6.0	4.3	3.2	10.3	5.0	
N of Valid	150	187	94	29	460	
N of Miss	0	0	0	0	0	

Table 17: Think of where you live most of the time. Which of the following people live there with you? Father



Response	6	8	10	12	Total	
No	44.0	42.8	38.3	44.8	42.4	
Yes	56.0	57.2	61.7	55.2	57.6	
N of Valid	150	187	94	29	460	
N of Miss	0	0	0	0	0	

Table 18: Think of where you live most of the time. Which of the following people live there with you? Stepfather



Response	6	8	10	12	Total	
No	86.0	81.8	79.8	89.7	83.3	
Yes	14.0	18.2	20.2	10.3	16.7	
N of Valid	150	187	94	29	460	
N of Miss	0	0	0	0	0	

Table 19: Think of where you live most of the time. Which of the following people live there with you? Foster Father



Response	6	8	10	12	Total	
No	100.0	99.5	100.0	100.0	99.8	
Yes	0.0	0.5	0.0	0.0	0.2	
N of Valid	150	187	94	29	460	
N of Miss	0	0	0	0	0	

Table 20: Think of where you live most of the time. Which of the following people live there with you? Grandfather



Response	6	8	10	12	Total	
No	89.3	90.9	88.3	93.1	90.0	
Yes	10.7	9.1	11.7	6.9	10.0	
N of Valid	150	187	94	29	460	
N of Miss	0	0	0	0	0	

Table 21: Think of where you live most of the time. Which of the following people live there with you? Uncle



Response	6	8	10	12	Total	
No	94.7	94.7	97.9	100.0	95.7	
Yes	5.3	5.3	2.1	0.0	4.3	
N of Valid	150	187	94	29	460	
N of Miss	0	0	0	0	0	

Table 22: Think of where you live most of the time. Which of the following people live there with you? Other Adults



Response	6	8	10	12	Total	
No	98.0	97.9	100.0	96.6	98.3	
Yes	2.0	2.1	0.0	3.4	1.7	
N of Valid	150	187	94	29	460	
N of Miss	0	0	0	0	0	

Table 23: Think of where you live most of the time. Which of the following people live there with you? Brother(s)



Response	6	8	10	12	Total	
No	54.7	53.5	53.2	62.1	54.3	
Yes	45.3	46.5	46.8	37.9	45.7	
N of Valid	150	187	94	29	460	
N of Miss	0	0	0	0	0	

Table 24: Think of where you live most of the time. Which of the following people live there with you? Stepbrother(s)



Response	6	8	10	12	Total	
No	95.3	94.7	96.8	100.0	95.7	
Yes	4.7	5.3	3.2	0.0	4.3	
N of Valid	150	187	94	29	460	
N of Miss	0	0	0	0	0	

Table 25: Think of where you live most of the time. Which of the following people live there with you? Sister(s)



Response	6	8	10	12	Total	
No	52.7	62.0	60.6	65.5	58.9	
Yes	47.3	38.0	39.4	34.5	41.1	
N of Valid	150	187	94	29	460	
N of Miss	0	0	0	0	0	



Table 26: Think of where you live most of the time. Which of the following people live there with you? Stepsister(s)

Response	6	8	10	12	Total	
No	93.3	93.6	95.7	100.0	94.3	
Yes	6.7	6.4	4.3	0.0	5.7	
N of Valid	150	187	94	29	460	
N of Miss	0	0	0	0	0	

Table 27: Think of where you live most of the time. Which of the following people live there with you? Other Children

Response	6	8	10	12	Total	
No	96.7	95.2	94.7	89.7	95.2	
Yes	3.3	4.8	5.3	10.3	4.8	
N of Valid	150	187	94	29	460	
N of Miss	0	0	0	0	0	

Table 28: In my school, students have lots of chances to help decide things like class activities and rules.

Response	6	8	10	12	Total	
NO!	12.5	5.4	18.1	27.6	11.7	
no	24.3	32.4	38.3	37.9	31.4	
yes	51.4	53.5	37.2	27.6	47.8	
YES!	11.8	8.6	6.4	6.9	9.1	
N of Valid	144	185	94	29	452	
N of Miss	6	2	0	0	8	

Table 29: Teachers ask me to work on special classroom projects.

Response	6	8	10	12	Total	
NO!	9.9	7.3	11.8	3.4	8.8	
no	26.1	37.4	46.2	41.4	35.9	
yes	36.6	43.6	32.3	44.8	39.1	
YES!	27.5	11.7	9.7	10.3	16.3	
N of Valid	142	179	93	29	443	
N of Miss	8	8	1	0	17	

Table 30: My teacher(s) notices when I am doing a good job and lets me know about it.

Response	6	8	10	12	Total	
NO!	4.9	5.5	7.4	7.1	5.8	
no	20.4	18.6	23.4	42.9	21.7	
yes	42.3	51.9	54.3	39.3	48.5	
YES!	32.4	24.0	14.9	10.7	23.9	
N of Valid	142	183	94	28	447	
N of Miss	8	4	0	1	13	

Table 31: There are lots of chances for students in my school to get involved in sports, clubs, and other school activities outside of class.

Response	6	8	10	12	Total	
NO!	4.1	1.6	4.3	3.4	3.1	
no	12.9	6.0	2.2	6.9	7.5	
yes	36.7	36.6	48.4	51.7	40.0	
YES!	46.3	55.7	45.2	37.9	49.3	
N of Valid	147	183	93	29	452	
N of Miss	3	4	1	0	8	

Table 32: There are lots of chances for students in my school to talk with a teacher one-on-one.

Response	6	8	10	12	Total	
NO!	8.5	6.5	4.3	0.0	6.2	
no	13.4	21.2	30.9	10.7	20.1	
yes	38.0	44.0	47.9	71.4	44.6	
YES!	40.1	28.3	17.0	17.9	29.0	
N of Valid	142	184	94	28	448	
N of Miss	8	3	0	1	12	

Table 33: I feel safe at my school.

Response	6	8	10	12	Total
NO!	7.7	2.2	9.8	6.9	5.8
no	9.1	15.4	15.2	10.3	13.0
yes	40.6	55.5	60.9	62.1	52.2
YES!	42.7	26.9	14.1	20.7	28.9
N of Valid	143	182	92	29	446
N of Miss	7	5	2	0	14

Table 34: The school lets my parents know when I have done something well.

Response	6	8	10	12	Total
NO!	18.1	13.8	22.3	42.9	18.8
no	30.6	39.8	43.6	35.7	37.4
yes	29.9	35.9	27.7	21.4	31.3
YES!	21.5	10.5	6.4	0.0	12.5
N of Valid	144	181	94	28	447
N of Miss	6	6	0	1	13

Table 35: My teachers praise me when I work hard in school.

Response	6	8	10	12	Total
NO!	21.7	9.3	14.0	27.6	15.4
no	29.0	40.7	49.5	41.4	38.9
yes	37.7	39.6	32.3	24.1	36.4
YES!	11.6	10.4	4.3	6.9	9.3
N of Valid	138	182	93	29	442
N of Miss	12	5	1	0	18

Table 36: Are your school grades better than the grades of most students in your class?





Response	6	8	10	12	Total	
NO!	14.2	5.0	7.5	0.0	8.1	
no	20.6	28.9	36.6	34.5	28.2	
yes	44.0	52.8	40.9	48.3	47.2	
YES!	21.3	13.3	15.1	17.2	16.5	
N of Valid	141	180	93	29	443	
N of Miss	9	7	1	0	17	

Table 37: I have lots of chances to be part of class discussions or activities.





Response	6	8	10	12	Total	
NO!	6.2	2.8	4.3	3.4	4.2	
no	14.5	16.1	12.8	13.8	14.7	
yes	42.1	52.8	67.0	62.1	52.9	
YES!	37.2	28.3	16.0	20.7	28.1	
N of Valid	145	180	94	29	448	
N of Miss	5	7	0	0	12	

Table 38: Now thinking back over the past year in school, how often did you: enjoy being in school?






Response	6	8	10	12	Total	
Never	9.3	8.6	12.0	21.4	10.3	
Seldom	10.7	11.9	22.8	28.6	14.7	
Sometimes	30.7	47.0	40.2	28.6	39.1	
Often	22.7	24.3	21.7	14.3	22.6	
Almost always	26.7	8.1	3.3	7.1	13.2	
N of Valid	150	185	92	28	455	
N of Miss	0	2	2	1	5	

Table 39: Now thinking back over the past year in school, how often did you: hate being in school?

Response	6	8	10	12	Total	
Never	19.9	6.1	3.3	3.6	9.9	
Seldom	28.8	23.9	16.3	7.1	22.9	
Sometimes	22.6	36.7	32.6	21.4	30.3	
Often	17.8	23.3	28.3	25.0	22.6	
Almost always	11.0	10.0	19.6	42.9	14.3	
N of Valid	146	180	92	28	446	
N of Miss	4	7	2	1	14	

Table 40: Now thinking back over the past year in school, how often did you: try to do your best work in school?

Response	6	8	10	12	Total	
Never	2.7	0.0	1.1	0.0	1.1	
Seldom	1.4	1.1	5.4	0.0	2.0	
Sometimes	5.4	11.1	13.0	14.3	9.8	
Often	20.4	27.2	34.8	39.3	27.3	
Almost always	70.1	60.6	45.7	46.4	59.7	
N of Valid	147	180	92	28	447	
N of Miss	3	7	2	1	13	

Table 41: How often do you feel that the school work you are assigned is meaningful and important?

Response	6	8	10	12	Total	
Never	7.4	2.7	7.8	14.3	6.0	
Seldom	12.2	15.4	22.2	21.4	16.1	
Sometimes	16.9	31.9	44.4	42.9	30.1	
Often	31.1	31.3	18.9	10.7	27.5	
Almost always	32.4	18.7	6.7	10.7	20.3	
N of Valid	148	182	90	28	448	
N of Miss	2	5	4	1	12	

Table 42: Putting them all together, what were your grades like last year?

Response	6	8	10	12	Total
Mostly F's	2.1	0.6	0.0	0.0	0.9
Mostly D's	1.4	0.0	2.3	0.0	0.9
Mostly C's	7.8	8.9	28.4	14.3	12.8
Mostly B's	31.2	48.3	45.5	32.1	41.2
Mostly A's	57.4	42.2	23.9	53.6	44.2
N of Valid	141	180	88	28	437
N of Miss	9	7	6	1	23

Table 43: How important do you think the things you are learning in school are going to be for your later life?

Response	6	8	10	12	Total
Very important	50.3	27.0	15.2	28.6	32.4
Quite important	19.5	29.7	10.9	7.1	21.1
Fairly important	17.4	30.3	43.5	32.1	28.9
Slightly important	8.1	11.4	20.7	28.6	13.2
Not at all important	4.7	1.6	9.8	3.6	4.4
N of Valid	149	185	92	28	454
N of Miss	1	2	2	1	6

Table 44: Do your parents care about your skipping or cutting school?

Response	6	8	10	12	Total
Yes	93.2	99.5	94.6	96.4	96.2
No	6.8	0.5	5.4	3.6	3.8
N of Valid	147	185	92	28	452
N of Miss	3	2	2	1	8



Table 45: During the LAST FOUR WEEKS how many whole days of school have you missed because you skipped or 'cut'?








Response	6	8	10	12	Total	
None	66.9	71.4	72.8	57.1	69.3	
1	15.5	11.4	15.2	25.0	14.3	
2	9.5	9.7	2.2	10.7	8.2	
3	3.4	2.7	5.4	3.6	3.5	
4-5	2.0	3.2	3.3	3.6	2.9	
6-10	1.4	1.6	0.0	0.0	1.1	
11 or more	1.4	0.0	1.1	0.0	0.7	
N of Valid	148	185	92	28	453	
N of Miss	2	2	2	1	7	

Table 46: What are the chances you would be seen as cool if you: smoked cigarettes?






Response	6	8	10	12	Total	
No or very little chance	82.3	66.5	64.1	64.3	71.0	
Little chance	9.5	12.4	16.3	25.0	13.1	
Some chance	3.4	12.4	12.0	3.6	8.8	
Pretty good chance	2.7	6.5	3.3	3.6	4.4	
Very good chance	2.0	2.2	4.3	3.6	2.7	
N of Valid	147	185	92	28	452	
N of Miss	3	2	2	1	8	

Table 47: What are the chances you would be seen as cool if you: worked hard at school?






Response	6	8	10	12	Total	
No or very little chance	8.3	14.6	17.4	14.8	13.2	
Little chance	9.0	15.1	17.4	14.8	13.6	
Some chance	12.5	19.5	26.1	22.2	18.8	
Pretty good chance	21.5	22.2	22.8	25.9	22.3	
Very good chance	48.6	28.6	16.3	22.2	32.1	
N of Valid	144	185	92	27	448	
N of Miss	6	2	2	2	12	

Table 48: What are the chances you would be seen as cool if you: began drinking alcoholic beverages regularly, that is, at least once or twice a month?






Response	6	8	10	12	Total	
No or very little chance	79.6	60.3	52.2	46.4	63.9	
Little chance	9.2	15.2	14.1	17.9	13.2	
Some chance	3.5	10.9	18.5	10.7	10.1	
Pretty good chance	4.2	9.2	9.8	14.3	8.1	
Very good chance	3.5	4.3	5.4	10.7	4.7	
N of Valid	142	184	92	28	446	
N of Miss	8	3	2	1	14	

Table 49: What are the chances you would be seen as cool if you: defended someone who was being bullied?






Response	6	8	10	12	Total	
No or very little chance	8.5	12.0	15.7	21.4	12.2	
Little chance	8.5	13.1	18.0	14.3	12.7	
Some chance	14.2	20.2	18.0	28.6	18.4	
Pretty good chance	27.0	24.6	28.1	17.9	25.6	
Very good chance	41.8	30.1	20.2	17.9	31.1	
N of Valid	141	183	89	28	441	
N of Miss	9	4	5	1	19	

Table 50: What are the chances you would be seen as cool if you: smoked marijuana?






Response	6	8	10	12	Total	
No or very little chance	85.3	61.1	50.0	39.3	65.2	
Little chance	5.6	9.7	8.7	7.1	8.0	
Some chance	1.4	15.1	13.0	17.9	10.5	
Pretty good chance	2.8	9.7	10.9	17.9	8.3	
Very good chance	4.9	4.3	17.4	17.9	8.0	
N of Valid	143	185	92	28	448	
N of Miss	7	2	2	1	12	

Table 51: What are the chances you would be seen as cool if you: carried a handgun?






Response	6	8	10	12	Total	
No or very little chance	71.6	70.9	71.4	75.0	71.5	
Little chance	8.5	13.7	9.9	7.1	10.9	
Some chance	7.1	7.1	7.7	10.7	7.5	
Pretty good chance	6.4	4.4	6.6	3.6	5.4	
Very good chance	6.4	3.8	4.4	3.6	4.8	
N of Valid	141	182	91	28	442	
N of Miss	9	5	3	1	18	

Table 52: What are the chances you would be seen as cool if you: used e-cigarettes, e-cigars or e-hookahs?






Response	6	8	10	12	Total	
No or very little chance	82.1	63.4	60.4	71.4	69.2	
Little chance	10.0	12.6	8.8	14.3	11.1	
Some chance	2.9	10.9	13.2	3.6	8.4	
Pretty good chance	2.1	8.7	8.8	3.6	6.3	
Very good chance	2.9	4.4	8.8	7.1	5.0	
N of Valid	140	183	91	28	442	
N of Miss	10	4	3	1	18	

Table 53: What are the chances you would be seen as cool if you: bullied someone or cyber bullied someone?






Response	6	8	10	12	Total	
No or very little chance	80.9	67.6	73.9	75.0	73.6	
Little chance	6.4	15.4	16.3	17.9	12.9	
Some chance	6.4	6.6	2.2	3.6	5.4	
Pretty good chance	3.5	7.7	1.1	3.6	4.7	
Very good chance	2.8	2.7	6.5	0.0	3.4	
N of Valid	141	182	92	28	443	
N of Miss	9	5	2	1	17	

Table 54: Think of your four best friends (the friends you feel closest to). In the past year (12 months), how many of your best friends have: participated in clubs, organizations or activities at school?






Response	6	8	10	12	Total	
0	18.3	5.0	11.1	3.6	10.5	
1	14.1	12.8	6.7	3.6	11.4	
2	15.5	15.6	24.4	17.9	17.5	
3	18.3	16.7	17.8	7.1	16.8	
4	33.8	50.0	40.0	67.9	43.9	
N of Valid	142	180	90	28	440	
N of Miss	8	7	4	1	20	

Table 55: Think of your four best friends (the friends you feel closest to). In the past year (12 months), how many of your best friends have: smoked cigarettes?






Response	6	8	10	12	Total	
0	89.4	70.5	70.0	57.1	75.7	
1	5.6	13.1	10.0	14.3	10.1	
2	1.4	9.1	11.1	14.3	7.3	
3	1.4	3.4	3.3	7.1	3.0	
4	2.1	4.0	5.6	7.1	3.9	
N of Valid	142	176	90	28	436	
N of Miss	8	11	4	1	24	

Table 56: Think of your four best friends (the friends you feel closest to). In the past year (12 months), how many of your best friends have: tried beer, wine or hard liquor (for example, vodka, whiskey, or gin) when their parents didn't know about it?






Response	6	8	10	12	Total	
0	80.3	53.1	34.4	35.7	56.9	
1	9.2	21.2	10.0	10.7	14.4	
2	2.8	11.2	20.0	14.3	10.5	
3	3.5	2.8	6.7	10.7	4.3	
4	4.2	11.7	28.9	28.6	13.9	
N of Valid	142	179	90	28	439	
N of Miss	8	8	4	1	21	

Table 57: Think of your four best friends (the friends you feel closest to). In the past year (12 months), how many of your best friends have: used e-cigarettes, e-cigars, or e-hookahs?






Response	6	8	10	12	Total	
0	89.2	75.7	60.0	75.0	76.7	
1	6.5	11.9	20.0	10.7	11.8	
2	2.9	7.3	8.9	7.1	6.2	
3	0.0	1.1	3.3	7.1	1.6	
4	1.4	4.0	7.8	0.0	3.7	
N of Valid	139	177	90	28	434	
N of Miss	11	10	4	1	26	

Table 58: Think of your four best friends (the friends you feel closest to). In the past year (12 months), how many of your best friends have: used marijuana?






Response	6	8	10	12	Total	
0	91.2	73.4	48.9	51.9	72.6	
1	2.9	11.9	16.7	18.5	10.4	
2	2.2	6.8	15.6	11.1	7.4	
3	0.7	3.4	5.6	3.7	3.0	
4	2.9	4.5	13.3	14.8	6.5	
N of Valid	137	177	90	27	431	
N of Miss	13	10	4	2	29	

Table 59: Think of your four best friends (the friends you feel closest to). In the past year (12 months), how many of your best friends have: used prescription drugs or non-prescription drugs for the purpose of getting high?






Response	6	8	10	12	Total	
0	93.0	88.6	71.1	64.3	84.9	
1	4.2	8.5	13.3	21.4	8.9	
2	0.7	1.1	8.9	10.7	3.2	
3	0.7	1.1	2.2	0.0	1.1	
4	1.4	0.6	4.4	3.6	1.8	
N of Valid	142	176	90	28	436	
N of Miss	8	11	4	1	24	

Table 60: Think of your four best friends (the friends you feel closest to). In the past year (12 months), how many of your best friends have: used synthetic marijuana (K2, spice) or bath salts?






Response	6	8	10	12	Total	
0	94.3	94.3	87.8	85.7	92.4	
1	2.9	4.0	5.6	10.7	4.4	
2	1.4	1.1	3.3	3.6	1.8	
3	0.0	0.0	1.1	0.0	0.2	
4	1.4	0.6	2.2	0.0	1.2	
N of Valid	140	176	90	28	434	
N of Miss	10	11	4	1	26	

Table 61: Think of your four best friends (the friends you feel closest to). In the past year (12 months), how many of your best friends have: used LSD, cocaine, amphetamines, or other illegal drugs?






Response	6	8	10	12	Total	
0	95.7	95.5	86.7	84.6	93.1	
1	1.4	2.8	6.7	11.5	3.7	
2	0.7	1.1	4.4	0.0	1.6	
3	0.0	0.0	1.1	0.0	0.2	
4	2.1	0.6	1.1	3.8	1.4	
N of Valid	140	176	90	26	432	
N of Miss	10	11	4	3	28	

Table 62: Think of your four best friends (the friends you feel closest to). In the past year (12 months), how many of your best friends have: been bullied?






Response	6	8	10	12	Total	
0	34.3	32.2	52.2	60.7	38.8	
1	21.7	28.2	18.9	21.4	23.7	
2	16.1	19.2	14.4	3.6	16.2	
3	11.2	7.3	6.7	3.6	8.2	
4	16.8	13.0	7.8	10.7	13.0	
N of Valid	143	177	90	28	438	
N of Miss	7	10	4	1	22	



Table 63: Think of your four best friends (the friends you feel closest to). In the past year (12 months), how many of your best friends have: been suspended from school?






Response	6	8	10	12	Total	
0	71.6	49.2	64.4	60.7	60.3	
1	16.3	30.2	16.7	21.4	22.4	
2	5.0	8.4	12.2	10.7	8.2	
3	5.0	7.3	4.4	3.6	5.7	
4	2.1	5.0	2.2	3.6	3.4	
N of Valid	141	179	90	28	438	
N of Miss	9	8	4	1	22	

Table 64: Think of your four best friends (the friends you feel closest to). In the past year (12 months), how many of your best friends have: carried a handgun?






Response	6	8	10	12	Total	
0	91.5	94.9	87.8	89.3	92.0	
1	3.5	2.8	2.2	3.6	3.0	
2	0.7	0.6	6.7	7.1	2.3	
3	0.0	0.6	0.0	0.0	0.2	
4	4.2	1.1	3.3	0.0	2.5	
N of Valid	142	176	90	28	436	
N of Miss	8	11	4	1	24	

Table 65: Think of your four best friends (the friends you feel closest to). In the past year (12 months), how many of your best friends have: sold illegal drugs?






Response	6	8	10	12	Total	
0	96.4	93.1	82.2	82.1	91.1	
1	1.5	4.6	5.6	10.7	4.2	
2	0.7	1.1	5.6	7.1	2.3	
3	0.0	0.6	3.3	0.0	0.9	
4	1.5	0.6	3.3	0.0	1.4	
N of Valid	137	174	90	28	429	
N of Miss	13	13	4	1	31	

Table 66: Think of your four best friends (the friends you feel closest to). In the past year (12 months), how many of your best friends have: regularly attended religious services?






Response	6	8	10	12	Total	
0	32.8	24.3	21.3	14.3	25.7	
1	13.0	9.2	18.0	14.3	12.6	
2	9.2	12.7	20.2	17.9	13.5	
3	13.7	19.1	20.2	25.0	18.1	
4	31.3	34.7	20.2	28.6	30.2	
N of Valid	131	173	89	28	421	
N of Miss	19	14	5	1	39	

Table 67: Think of your four best friends (the friends you feel closest to). In the past year (12 months), how many of your best friends have: stolen or tried to steal a motor vehicle such as a car or motorcycle?






Response	6	8	10	12	Total	
0	94.4	95.5	92.2	89.3	94.1	
1	2.8	1.7	2.2	10.7	2.7	
2	0.7	1.1	3.3	0.0	1.4	
3	0.7	0.6	1.1	0.0	0.7	
4	1.4	1.1	1.1	0.0	1.1	
N of Valid	143	177	90	28	438	
N of Miss	7	10	4	1	22	

Table 68: Think of your four best friends (the friends you feel closest to). In the past year (12 months), how many of your best friends have: been arrested?






Response	6	8	10	12	Total	
0	90.6	92.6	84.4	75.0	89.1	
1	5.8	3.4	8.9	17.9	6.2	
2	1.4	2.9	3.3	7.1	2.8	
3	0.7	1.1	2.2	0.0	1.2	
4	1.4	0.0	1.1	0.0	0.7	
N of Valid	139	175	90	28	432	
N of Miss	11	12	4	1	28	

Table 69: Think of your four best friends (the friends you feel closest to). In the past year (12 months), how many of your best friends have: dropped out of school?






Response	6	8	10	12	Total	
0	91.9	97.7	87.8	89.3	93.3	
1	3.7	2.3	4.4	10.7	3.7	
2	0.7	0.0	5.6	0.0	1.4	
3	0.0	0.0	1.1	0.0	0.2	
4	3.7	0.0	1.1	0.0	1.4	
N of Valid	135	177	90	28	430	
N of Miss	15	10	4	1	30	

Table 70: Think of your four best friends (the friends you feel closest to). In the past year (12 months), how many of your best friends have: been members of a gang?






Response	6	8	10	12	Total	
0	88.2	92.1	90.0	96.4	90.7	
1	5.1	3.4	4.4	0.0	3.9	
2	0.7	1.1	3.3	0.0	1.4	
3	2.2	1.1	0.0	0.0	1.2	
4	3.7	2.3	2.2	3.6	2.8	
N of Valid	136	177	90	28	431	
N of Miss	14	10	4	1	29	

Table 71: How old were you when you first: smoked marijuana?










Response	6	8	10	12	Total	
Never	97.2	90.2	73.3	67.9	87.6	
10 or younger	2.1	0.0	4.4	3.6	1.8	
11	0.7	1.6	3.3	0.0	1.6	
12	0.0	3.8	1.1	0.0	1.8	
13	0.0	3.8	6.7	0.0	2.9	
14	0.0	0.5	4.4	10.7	1.8	
15	0.0	0.0	6.7	3.6	1.6	
16	0.0	0.0	0.0	10.7	0.7	
17 or older	0.0	0.0	0.0	3.6	0.2	
N of Valid	144	183	90	28	445	
N of Miss	6	4	4	1	15	

Table 72: How old were you when you first: smoked a cigarette, even just a puff?










Response	6	8	10	12	Total	
Never	88.1	77.5	70.3	67.9	78.8	
10 or younger	8.4	5.5	6.6	3.6	6.5	
11	2.1	4.4	4.4	0.0	3.4	
12	1.4	3.8	3.3	3.6	2.9	
13	0.0	8.2	4.4	3.6	4.5	
14	0.0	0.5	4.4	3.6	1.4	
15	0.0	0.0	6.6	3.6	1.6	
16	0.0	0.0	0.0	7.1	0.5	
17 or older	0.0	0.0	0.0	7.1	0.5	
N of Valid	143	182	91	28	444	
N of Miss	7	5	3	1	16	

Table 73: How old were you when you first: had more than a sip or two of beer, wine or hard liquor (for example, vodka, whiskey, or gin)?










Response	6	8	10	12	Total	
Never	81.4	62.3	44.0	35.7	62.9	
10 or younger	9.3	13.7	6.6	3.6	10.2	
11	7.1	4.9	6.6	0.0	5.7	
12	2.1	7.1	8.8	0.0	5.4	
13	0.0	9.8	8.8	7.1	6.3	
14	0.0	2.2	14.3	10.7	4.5	
15	0.0	0.0	11.0	17.9	3.4	
16	0.0	0.0	0.0	17.9	1.1	
17 or older	0.0	0.0	0.0	7.1	0.5	
N of Valid	140	183	91	28	442	
N of Miss	10	4	3	1	18	

Table 74: How old were you when you first: began drinking alcoholic beverages regularly, that is, at least once or twice a month?

Response	6	8	10	12	Total
Never	99.3	89.6	76.7	64.3	88.4
10 or younger	0.0	0.5	3.3	0.0	0.9
11	0.0	0.5	0.0	0.0	0.2
12	0.7	1.6	3.3	0.0	1.6
13	0.0	6.0	0.0	7.1	3.0
14	0.0	1.6	6.7	0.0	2.0
15	0.0	0.0	10.0	7.1	2.5
16	0.0	0.0	0.0	7.1	0.5
17 or older	0.0	0.0	0.0	14.3	0.9
N of Valid	140	182	90	28	440
N of Miss	10	5	4	1	20

Table 75: How old were you when you first: used Daztrex?

Response	6	8	10	12	Total
Never	100.0	100.0	100.0	100.0	100.0
10 or younger	0.0	0.0	0.0	0.0	0.0
11	0.0	0.0	0.0	0.0	0.0
12	0.0	0.0	0.0	0.0	0.0
13	0.0	0.0	0.0	0.0	0.0
14	0.0	0.0	0.0	0.0	0.0
15	0.0	0.0	0.0	0.0	0.0
16	0.0	0.0	0.0	0.0	0.0
17 or older	0.0	0.0	0.0	0.0	0.0
N of Valid	135	182	90	28	435
N of Miss	15	5	4	1	25

Table 76: How old were you when you first: got suspended from school?










Response	6	8	10	12	Total	
Never	85.6	77.1	78.7	82.1	80.5	
10 or younger	7.9	6.7	9.0	3.6	7.4	
11	2.9	5.0	2.2	0.0	3.4	
12	2.2	7.3	2.2	7.1	4.6	
13	0.7	2.8	1.1	0.0	1.6	
14	0.0	1.1	4.5	3.6	1.6	
15	0.0	0.0	2.2	0.0	0.5	
16	0.0	0.0	0.0	3.6	0.2	
17 or older	0.7	0.0	0.0	0.0	0.2	
N of Valid	139	179	89	28	435	
N of Miss	11	8	5	1	25	

Table 77: How old were you when you first: got arrested?









Response	6	8	10	12	Total	
Never	97.8	97.2	91.2	92.9	95.9	
10 or younger	2.2	0.0	1.1	0.0	0.9	
11	0.0	0.6	1.1	0.0	0.5	
12	0.0	0.6	1.1	0.0	0.5	
13	0.0	1.7	1.1	0.0	0.9	
14	0.0	0.0	2.2	0.0	0.5	
15	0.0	0.0	1.1	0.0	0.2	
16	0.0	0.0	1.1	7.1	0.7	
17 or older	0.0	0.0	0.0	0.0	0.0	
N of Valid	138	181	91	28	438	
N of Miss	12	6	3	1	22	



Table 78: How old were you when you first: carried a handgun?

Response	6	8	10	12	Total
Never	92.1	95.6	87.8	96.4	92.9
10 or younger	4.3	0.6	0.0	0.0	1.6
11	2.2	0.0	2.2	0.0	1.1
12	0.7	0.0	1.1	0.0	0.5
13	0.0	3.9	3.3	0.0	2.3
14	0.7	0.0	3.3	3.6	1.1
15	0.0	0.0	2.2	0.0	0.5
16	0.0	0.0	0.0	0.0	0.0
17 or older	0.0	0.0	0.0	0.0	0.0
N of Valid	139	181	90	28	438
N of Miss	11	6	4	1	22

Table 79: How old were you when you first: used e-cigarettes, e-cigars, or e-hookahs?

Response	6	8	10	12	Total
Never	93.6	85.1	76.7	85.7	86.1
10 or younger	2.9	0.6	1.1	0.0	1.4
11	2.1	1.1	2.2	0.0	1.6
12	1.4	6.6	2.2	0.0	3.6
13	0.0	6.1	3.3	7.1	3.6
14	0.0	0.6	8.9	0.0	2.1
15	0.0	0.0	5.6	0.0	1.1
16	0.0	0.0	0.0	3.6	0.2
17 or older	0.0	0.0	0.0	3.6	0.2
N of Valid	140	181	90	28	439
N of Miss	10	6	4	1	21

Table 80: How old were you when you first: belonged to a gang?








Response	6	8	10	12	Total	
Never	95.7	95.1	95.6	100.0	95.7	
10 or younger	1.4	0.5	0.0	0.0	0.7	
11	2.1	0.5	1.1	0.0	1.1	
12	0.0	1.1	1.1	0.0	0.7	
13	0.7	1.1	1.1	0.0	0.9	
14	0.0	1.6	0.0	0.0	0.7	
15	0.0	0.0	1.1	0.0	0.2	
16	0.0	0.0	0.0	0.0	0.0	
17 or older	0.0	0.0	0.0	0.0	0.0	
N of Valid	140	183	90	28	441	
N of Miss	10	4	4	1	19	

Table 81: How old were you when you first: used prescription drugs not prescribed to you?










Response	6	8	10	12	Total	
Never	92.3	95.1	91.2	85.7	92.8	
10 or younger	3.5	1.1	0.0	0.0	1.6	
11	2.8	0.5	1.1	0.0	1.4	
12	1.4	0.5	1.1	0.0	0.9	
13	0.0	2.2	1.1	0.0	1.1	
14	0.0	0.5	0.0	0.0	0.2	
15	0.0	0.0	5.5	0.0	1.1	
16	0.0	0.0	0.0	3.6	0.2	
17 or older	0.0	0.0	0.0	10.7	0.7	
N of Valid	142	182	91	28	443	
N of Miss	8	5	3	1	17	

Table 82: How wrong do you think it is for someone your age to: take a handgun to school?




Response	6	8	10	12	Total	
Very wrong	89.6	90.7	86.7	75.0	88.5	
Wrong	9.0	7.7	10.0	17.9	9.2	
A little bit wrong	1.4	1.6	3.3	7.1	2.2	
Not at all wrong	0.0	0.0	0.0	0.0	0.0	
N of Valid	144	183	90	28	445	
N of Miss	6	4	4	1	15	

Table 83: How wrong do you think it is for someone your age to: steal anything?





Response	6	8	10	12	Total	
Very wrong	72.7	55.8	61.8	57.1	62.6	
Wrong	21.7	38.7	31.5	28.6	31.1	
A little bit wrong	4.9	5.5	6.7	14.3	6.1	
Not at all wrong	0.7	0.0	0.0	0.0	0.2	
N of Valid	143	181	89	28	441	
N of Miss	7	6	5	1	19	

Table 84: How wrong do you think it is for someone your age to: pick a fight with someone?





Response	6	8	10	12	Total	
Very wrong	47.5	36.8	51.7	39.3	43.4	
Wrong	32.4	39.0	28.1	17.9	33.3	
A little bit wrong	15.1	20.3	20.2	35.7	19.6	
Not at all wrong	5.0	3.8	0.0	7.1	3.7	
N of Valid	139	182	89	28	438	
N of Miss	11	5	5	1	22	

Table 85: How wrong do you think it is for someone your age to: attack someone with the idea of seriously hurting them?





Response	6	8	10	12	Total	
Very wrong	86.1	78.7	80.5	75.0	81.2	
Wrong	6.9	13.7	14.9	14.3	11.8	
A little bit wrong	4.2	6.0	3.4	10.7	5.2	
Not at all wrong	2.8	1.6	1.1	0.0	1.8	
N of Valid	144	183	87	28	442	
N of Miss	6	4	7	1	18	

Table 86: How wrong do you think it is for someone your age to: stay away from school all day when their parents think they are at school?





Response	6	8	10	12	Total	
Very wrong	82.5	63.9	62.5	39.3	68.1	
Wrong	11.2	27.9	26.1	28.6	22.2	
A little bit wrong	4.9	6.0	9.1	25.0	7.5	
Not at all wrong	1.4	2.2	2.3	7.1	2.3	
N of Valid	143	183	88	28	442	
N of Miss	7	4	6	1	18	

Table 87: How wrong do you think it is for someone your age to: drink beer, wine or hard liquor (for example, vodka, whiskey, or gin) regularly?





Response	6	8	10	12	Total	
Very wrong	85.1	61.9	44.9	39.3	64.5	
Wrong	10.6	23.2	21.3	21.4	18.7	
A little bit wrong	3.5	11.6	28.1	32.1	13.7	
Not at all wrong	0.7	3.3	5.6	7.1	3.2	
N of Valid	141	181	89	28	439	
N of Miss	9	6	5	1	21	

Table 88: How wrong do you think it is for someone your age to: smoke cigarettes?

Response	6	8	10	12	Total	
Very wrong	89.4	70.2	57.3	53.6	72.7	
Wrong	7.7	17.1	23.6	25.0	15.9	
A little bit wrong	2.1	9.4	14.6	17.9	8.6	
Not at all wrong	0.7	3.3	4.5	3.6	2.7	
N of Valid	142	181	89	28	440	
N of Miss	8	6	5	1	20	

Table 89: How wrong do you think it is for someone your age to: smoke marijuana?

Response	6	8	10	12	Total	
Very wrong	90.9	76.4	55.1	53.6	75.3	
Wrong	7.0	11.2	19.1	7.1	11.2	
A little bit wrong	0.7	5.6	14.6	14.3	6.4	
Not at all wrong	1.4	6.7	11.2	25.0	7.1	
N of Valid	143	178	89	28	438	
N of Miss	7	9	5	1	22	

Table 90: How wrong do you think it is for someone your age to: use prescription drugs or non-prescription drugs for the purpose of getting high?

Response	6	8	10	12	Total	
Very wrong	91.7	90.1	77.0	63.0	86.3	
Wrong	5.6	8.8	16.1	18.5	9.8	
A little bit wrong	0.7	1.1	6.9	18.5	3.2	
Not at all wrong	2.1	0.0	0.0	0.0	0.7	
N of Valid	144	181	87	27	439	
N of Miss	6	6	7	2	21	

Table 91: How wrong do you think it is for someone your age to: use synthetic marijuana (K2, spice) or bath salts?





Response	6	8	10	12	Total	
Very wrong	95.1	92.8	81.6	85.2	90.9	
Wrong	2.8	5.5	13.8	7.4	6.4	
A little bit wrong	0.7	0.6	3.4	7.4	1.6	
Not at all wrong	1.4	1.1	1.1	0.0	1.1	
N of Valid	144	181	87	27	439	
N of Miss	6	6	7	2	21	

Table 92: How wrong do you think it is for someone your age to: use LSD, cocaine, amphetamines or another illegal drug?





Response	6	8	10	12	Total	
Very wrong	95.8	95.6	84.1	77.8	92.2	
Wrong	3.5	3.9	14.8	18.5	6.9	
A little bit wrong	0.0	0.0	0.0	3.7	0.2	
Not at all wrong	0.7	0.6	1.1	0.0	0.7	
N of Valid	142	180	88	27	437	
N of Miss	8	7	6	2	23	

Table 93: How wrong do you think it is for someone your age to: use e-cigarettes, e-cigars or e-hookahs?





Response	6	8	10	12	Total	
Very wrong	85.7	71.1	56.3	51.9	71.7	
Wrong	10.0	9.4	19.5	14.8	12.0	
A little bit wrong	1.4	15.0	13.8	18.5	10.6	
Not at all wrong	2.9	4.4	10.3	14.8	5.8	
N of Valid	140	180	87	27	434	
N of Miss	10	7	7	2	26	

Table 94: At school during the past 12 months, did you receive help from the resource teacher, speech therapist or other special education teacher?

Response	6	8	10	12	Total
No	77.2	83.1	91.1	96.0	83.7
Yes	22.8	16.9	8.9	4.0	16.3
N of Valid	123	160	79	25	387
N of Miss	27	27	15	4	73

Table 95: How many times in the past year (12 months) have you: been suspended from school?

Response	6	8	10	12	Total
Never	94.4	84.4	92.0	92.9	89.7
1 to 2 times	4.9	13.9	8.0	7.1	9.4
3 to 5 times	0.0	1.1	0.0	0.0	0.5
6 to 9 times	0.0	0.0	0.0	0.0	0.0
10 to 19 times	0.0	0.6	0.0	0.0	0.2
20 to 29 times	0.0	0.0	0.0	0.0	0.0
30 to 39 times	0.0	0.0	0.0	0.0	0.0
40+ times	0.7	0.0	0.0	0.0	0.2
N of Valid	143	180	87	28	438
N of Miss	7	7	7	1	22

Table 96: How many times in the past year (12 months) have you: carried a handgun?

Response	6	8	10	12	Total
Never	95.1	96.6	92.0	100.0	95.4
1 to 2 times	2.1	1.7	4.6	0.0	2.3
3 to 5 times	1.4	1.1	1.1	0.0	1.2
6 to 9 times	0.0	0.0	1.1	0.0	0.2
10 to 19 times	0.0	0.0	0.0	0.0	0.0
20 to 29 times	0.0	0.6	0.0	0.0	0.2
30 to 39 times	0.0	0.0	0.0	0.0	0.0
40+ times	1.4	0.0	1.1	0.0	0.7
N of Valid	142	177	87	28	434
N of Miss	8	10	7	1	26

Table 97: How many times in the past year (12 months) have you: sold illegal drugs?





Response	6	8	10	12	Total	
Never	98.6	99.4	96.5	96.4	98.4	
1 to 2 times	0.7	0.6	3.5	0.0	1.2	
3 to 5 times	0.0	0.0	0.0	3.6	0.2	
6 to 9 times	0.0	0.0	0.0	0.0	0.0	
10 to 19 times	0.0	0.0	0.0	0.0	0.0	
20 to 29 times	0.0	0.0	0.0	0.0	0.0	
30 to 39 times	0.0	0.0	0.0	0.0	0.0	
40+ times	0.7	0.0	0.0	0.0	0.2	
N of Valid	140	178	86	28	432	
N of Miss	10	9	8	1	28	

Table 98: How many times in the past year (12 months) have you: stolen or tried to steal a motor vehicle such as a car or motorcycle?




Response	6	8	10	12	Total	
Never	100.0	98.9	97.7	96.4	98.9	
1 to 2 times	0.0	0.6	2.3	3.6	0.9	
3 to 5 times	0.0	0.6	0.0	0.0	0.2	
6 to 9 times	0.0	0.0	0.0	0.0	0.0	
10 to 19 times	0.0	0.0	0.0	0.0	0.0	
20 to 29 times	0.0	0.0	0.0	0.0	0.0	
30 to 39 times	0.0	0.0	0.0	0.0	0.0	
40+ times	0.0	0.0	0.0	0.0	0.0	
N of Valid	141	180	87	28	436	
N of Miss	9	7	7	1	24	



Table 99: How many times in the past year (12 months) have you: participated in clubs, organizations or activities at school?









Response	6	8	10	12	Total	
Never	37.2	25.1	33.7	17.9	30.2	
1 to 2 times	20.4	20.7	12.8	14.3	18.6	
3 to 5 times	14.6	19.0	19.8	7.1	17.0	
6 to 9 times	6.6	10.6	5.8	3.6	7.9	
10 to 19 times	6.6	6.7	4.7	14.3	6.7	
20 to 29 times	2.9	3.9	3.5	7.1	3.7	
30 to 39 times	1.5	1.1	1.2	0.0	1.2	
40+ times	10.2	12.8	18.6	35.7	14.7	
N of Valid	137	179	86	28	430	
N of Miss	13	8	8	1	30	

Table 100: How many times in the past year (12 months) have you: been arrested?






Response	6	8	10	12	Total	
Never	98.5	97.2	94.2	92.9	96.7	
1 to 2 times	0.0	2.2	5.8	7.1	2.6	
3 to 5 times	0.0	0.6	0.0	0.0	0.2	
6 to 9 times	0.0	0.0	0.0	0.0	0.0	
10 to 19 times	0.7	0.0	0.0	0.0	0.2	
20 to 29 times	0.0	0.0	0.0	0.0	0.0	
30 to 39 times	0.0	0.0	0.0	0.0	0.0	
40+ times	0.7	0.0	0.0	0.0	0.2	
N of Valid	136	178	86	28	428	
N of Miss	14	9	8	1	32	

Table 101: How many times in the past year (12 months) have you: attacked someone with the idea of seriously hurting them?

Response	6	8	10	12	Total	
Never	89.9	90.6	96.6	96.4	91.9	
1 to 2 times	3.6	5.6	2.3	0.0	3.9	
3 to 5 times	3.6	1.1	0.0	0.0	1.6	
6 to 9 times	1.4	1.1	1.1	3.6	1.4	
10 to 19 times	0.0	0.0	0.0	0.0	0.0	
20 to 29 times	0.7	0.6	0.0	0.0	0.5	
30 to 39 times	0.0	0.0	0.0	0.0	0.0	
40+ times	0.7	1.1	0.0	0.0	0.7	
N of Valid	139	180	87	28	434	
N of Miss	11	7	7	1	26	

Table 102: How many times in the past year (12 months) have you: been drunk or high at school?

Response	6	8	10	12	Total	
Never	98.6	94.4	93.1	89.3	95.2	
1 to 2 times	0.7	2.8	2.3	7.1	2.3	
3 to 5 times	0.0	2.2	1.1	3.6	1.4	
6 to 9 times	0.0	0.6	1.1	0.0	0.5	
10 to 19 times	0.0	0.0	2.3	0.0	0.5	
20 to 29 times	0.0	0.0	0.0	0.0	0.0	
30 to 39 times	0.0	0.0	0.0	0.0	0.0	
40+ times	0.7	0.0	0.0	0.0	0.2	
N of Valid	139	179	87	28	433	
N of Miss	11	8	7	1	27	

Table 103: How many times in the past year (12 months) have you: taken a handgun to school?


Response	6	8	10	12	Total	
Never	100.0	100.0	100.0	100.0	100.0	
1 to 2 times	0.0	0.0	0.0	0.0	0.0	
3 to 5 times	0.0	0.0	0.0	0.0	0.0	
6 to 9 times	0.0	0.0	0.0	0.0	0.0	
10 to 19 times	0.0	0.0	0.0	0.0	0.0	
20 to 29 times	0.0	0.0	0.0	0.0	0.0	
30 to 39 times	0.0	0.0	0.0	0.0	0.0	
40+ times	0.0	0.0	0.0	0.0	0.0	
N of Valid	135	178	87	28	428	
N of Miss	15	9	7	1	32	

Table 104: Are you currently on probation, or assigned a probation officer with Juvenile Court?



Response	6	8	10	12	Total	
No	100.0	97.0	96.2	92.6	97.5	
Yes	0.0	3.0	3.8	7.4	2.5	
N of Valid	130	167	80	27	404	
N of Miss	20	20	14	2	56	

Table 105: Have you ever belonged to a gang?






Response	6	8	10	12	Total	
No	92.4	93.9	93.2	92.9	93.2	
No, but would like to	2.8	0.6	1.1	3.6	1.6	
Yes, in the past	1.4	2.8	3.4	3.6	2.5	
Yes, belong now	2.8	2.8	1.1	0.0	2.3	
Yes, but would like to get out	0.7	0.0	1.1	0.0	0.5	
N of Valid	145	180	88	28	441	
N of Miss	5	7	6	1	19	

Table 106: If you have ever belonged to a gang, did that gang have a name?

Response	6	8	10	12	Total	
No	2.8	5.0	11.4	17.9	6.4	
Yes	4.2	6.1	5.7	3.6	5.3	
I have never belonged to a gang	93.0	88.8	83.0	78.6	88.4	
N of Valid	143	179	88	28	438	
N of Miss	7	8	6	1	22	

Table 107: You are at a party at someone's house, and one of your friends offers you a drink containing alcohol. What would you say or do?

Response	6	8	10	12	Total	
Drink it	6.4	16.8	35.2	57.1	19.7	
Tell your friend, 'No thanks, I don't drink' and suggest that you and your friend go and do something else	43.3	41.9	26.1	21.4	37.8	
Just say, 'No thanks' and walk away	34.0	30.7	33.0	21.4	31.7	
Make up a good excuse, tell your friend you had something else to do, and leave	16.3	10.6	5.7	0.0	10.8	
N of Valid	141	179	88	28	436	
N of Miss	9	8	6	1	24	

Table 108: How often do you attend religious services or activities?

Response	6	8	10	12	Total	
Never	19.7	12.4	11.4	14.3	14.6	
Rarely	15.3	15.2	28.4	17.9	18.1	
1-2 Times a Month	13.1	10.7	17.0	25.0	13.7	
About Once a Week or More	51.8	61.8	43.2	42.9	53.6	
N of Valid	137	178	88	28	431	
N of Miss	13	9	6	1	29	

Table 109: I think sometimes it's okay to cheat at school.





Response	6	8	10	12	Total	
NO!	73.6	42.9	19.3	18.5	46.7	
no	14.6	43.4	42.0	37.0	33.3	
yes	9.0	13.2	34.1	33.3	17.2	
YES!	2.8	0.5	4.5	11.1	2.7	
N of Valid	144	182	88	27	441	
N of Miss	6	5	6	2	19	

Table 110: It is important to think before you act.





Response	6	8	10	12	Total	
NO!	3.5	0.6	2.3	0.0	1.8	
no	3.5	3.9	8.0	0.0	4.3	
yes	21.8	35.6	36.4	48.1	32.0	
YES!	71.1	60.0	53.4	51.9	61.8	
N of Valid	142	180	88	27	437	
N of Miss	8	7	6	2	23	

Table 111: Sometimes I think that life is not worth it.





Response	6	8	10	12	Total	
NO!	59.1	41.5	44.7	44.4	48.0	
no	13.1	27.3	23.5	22.2	21.6	
yes	16.8	18.2	21.2	22.2	18.6	
YES!	10.9	13.1	10.6	11.1	11.8	
N of Valid	137	176	85	27	425	
N of Miss	13	11	9	2	35	

Table 112: At times I think I am no good at all.

Response	6	8	10	12	Total	
NO!	37.4	28.7	27.9	29.6	31.4	
no	16.5	24.7	22.1	33.3	22.1	
yes	24.5	31.5	39.5	14.8	29.8	
YES!	21.6	15.2	10.5	22.2	16.7	
N of Valid	139	178	86	27	430	
N of Miss	11	9	8	2	30	

Table 113: All in all, I am inclined to think that I am a failure.

Response	6	8	10	12	Total	
NO!	54.3	42.9	37.9	44.4	45.7	
no	14.5	33.9	31.0	29.6	26.8	
yes	18.1	12.4	24.1	14.8	16.8	
YES!	13.0	10.7	6.9	11.1	10.7	
N of Valid	138	177	87	27	429	
N of Miss	12	10	7	2	31	

Table 114: In the past year, have you felt depressed or sad MOST days, even if you felt okay sometimes?

Response	6	8	10	12	Total	
NO!	36.7	31.2	29.9	33.3	32.9	
no	16.5	25.6	18.4	29.6	21.4	
yes	19.4	25.6	32.2	18.5	24.5	
YES!	27.3	17.6	19.5	18.5	21.2	
N of Valid	139	176	87	27	429	
N of Miss	11	11	7	2	31	

Table 115: It is all right to beat up people if they start the fight.





Response	6	8	10	12	Total	
NO!	46.8	31.8	24.1	29.6	35.0	
no	17.7	23.5	25.3	25.9	22.1	
yes	17.0	21.8	28.7	37.0	22.6	
YES!	18.4	22.9	21.8	7.4	20.3	
N of Valid	141	179	87	27	434	
N of Miss	9	8	7	2	26	

Table 116: I think it is okay to take something without asking if you can get away with it.





Response	6	8	10	12	Total	
NO!	81.0	60.9	59.3	63.0	67.1	
no	14.6	35.2	34.9	25.9	28.0	
yes	2.9	2.8	4.7	11.1	3.7	
YES!	1.5	1.1	1.2	0.0	1.2	
N of Valid	137	179	86	27	429	
N of Miss	13	8	8	2	31	

Table 117: Where do you get the most information about living a drug and alcohol free life? Parents/guardians





Response	6	8	10	12	Total	
All the time	54.3	53.4	54.0	55.6	53.9	
Most	17.8	18.2	14.9	22.2	17.7	
Some	12.4	20.5	19.5	11.1	17.2	
Very little	15.5	8.0	11.5	11.1	11.2	
N of Valid	129	176	87	27	419	
N of Miss	21	11	7	2	41	

Table 118: Where do you get the most information about living a drug and alcohol free life? Friends





Response	6	8	10	12	Total	
All the time	15.1	17.6	10.7	7.4	14.7	
Most	15.9	17.1	10.7	11.1	15.0	
Some	20.6	27.6	27.4	22.2	25.1	
Very little	48.4	37.6	51.2	59.3	45.2	
N of Valid	126	170	84	27	407	
N of Miss	24	17	10	2	53	

Table 119: Where do you get the most information about living a drug and alcohol free life? Family members





Response	6	8	10	12	Total	
All the time	48.8	46.2	37.2	37.0	44.6	
Most	20.5	18.5	25.6	18.5	20.6	
Some	17.3	20.8	15.1	18.5	18.4	
Very little	13.4	14.5	22.1	25.9	16.5	
N of Valid	127	173	86	27	413	
N of Miss	23	14	8	2	47	

Table 120: Where do you get the most information about living a drug and alcohol free life? School





Response	6	8	10	12	Total	
All the time	69.2	66.5	45.9	40.7	61.5	
Most	17.3	18.5	15.3	14.8	17.2	
Some	6.0	9.2	20.0	29.6	11.7	
Very little	7.5	5.8	18.8	14.8	9.6	
N of Valid	133	173	85	27	418	
N of Miss	17	14	9	2	42	



Table 121: Where do you get the most information about living a drug and alcohol free life? Internet





Response	6	8	10	12	Total	
All the time	20.3	23.8	16.5	18.5	20.9	
Most	14.1	19.2	5.9	7.4	14.1	
Some	14.8	23.8	32.9	25.9	23.1	
Very little	50.8	33.1	44.7	48.1	42.0	
N of Valid	128	172	85	27	412	
N of Miss	22	15	9	2	48	

Table 122: Where do you get the most information about living a drug and alcohol free life? TV





Response	6	8	10	12	Total	
All the time	29.5	25.6	15.3	23.1	24.5	
Most	13.2	22.1	20.0	15.4	18.4	
Some	27.9	28.5	34.1	23.1	29.1	
Very little	29.5	23.8	30.6	38.5	27.9	
N of Valid	129	172	85	26	412	
N of Miss	21	15	9	3	48	

Table 123: Where do you get the most information about living a drug and alcohol free life? Social media





Response	6	8	10	12	Total	
All the time	22.1	17.1	16.7	23.1	18.9	
Most	11.5	13.5	9.5	7.7	11.7	
Some	13.9	24.1	21.4	26.9	20.6	
Very little	52.5	45.3	52.4	42.3	48.8	
N of Valid	122	170	84	26	402	
N of Miss	28	17	10	3	58	

Table 124: How much do you think people risk harming themselves (physically or in other ways) if they: smoked one or more packs of cigarettes per day?





Response	6	8	10	12	Total	
No risk	14.1	4.5	8.3	15.4	9.0	
Slight risk	9.6	9.1	11.9	11.5	10.0	
Moderate risk	17.8	23.9	21.4	30.8	21.9	
Great risk	58.5	62.5	58.3	42.3	59.1	
N of Valid	135	176	84	26	421	
N of Miss	15	11	10	3	39	

Table 125: How much do you think people risk harming themselves (physically or in other ways) if they: try marijuana once or twice?





Response	6	8	10	12	Total	
No risk	14.5	14.7	29.8	38.5	19.1	
Slight risk	19.1	32.2	29.8	26.9	27.3	
Moderate risk	31.3	16.4	16.7	23.1	21.5	
Great risk	35.1	36.7	23.8	11.5	32.1	
N of Valid	131	177	84	26	418	
N of Miss	19	10	10	3	42	

Table 126: How much do you think people risk harming themselves (physically or in other ways) if they: smoke marijuana once or twice a week?





Response	6	8	10	12	Total	
No risk	13.4	8.1	23.2	30.8	14.3	
Slight risk	10.2	10.5	15.9	23.1	12.3	
Moderate risk	22.8	26.2	25.6	19.2	24.6	
Great risk	53.5	55.2	35.4	26.9	48.9	
N of Valid	127	172	82	26	407	
N of Miss	23	15	12	3	53	

Table 127: How much do you think people risk harming themselves (physically or in other ways) if they: take one or two drinks of an alcoholic beverage (beer, wine, liquor) nearly every day?





Response	6	8	10	12	Total	
No risk	15.2	10.2	10.7	11.5	12.0	
Slight risk	18.2	11.9	26.2	26.9	17.7	
Moderate risk	23.5	26.7	26.2	30.8	25.8	
Great risk	43.2	51.1	36.9	30.8	44.5	
N of Valid	132	176	84	26	418	
N of Miss	18	11	10	3	42	

Table 128: How much do you think people risk harming themselves (physically or in other ways) if they: have five or more drinks of an alcoholic beverage once or twice a weekend?





Response	6	8	10	12	Total	
No risk	14.8	7.4	9.5	16.0	10.7	
Slight risk	10.9	11.9	13.1	8.0	11.6	
Moderate risk	21.1	20.5	33.3	24.0	23.5	
Great risk	53.1	60.2	44.0	52.0	54.2	
N of Valid	128	176	84	25	413	
N of Miss	22	11	10	4	47	

Table 129: How much do you think people risk harming themselves (physically or in other ways) if they: use prescription drugs that are not prescribed to them?





Response	6	8	10	12	Total	
No risk	10.2	2.8	6.0	8.0	6.1	
Slight risk	10.2	4.5	3.6	8.0	6.3	
Moderate risk	11.0	13.6	17.9	20.0	14.0	
Great risk	68.5	79.1	72.6	64.0	73.6	
N of Valid	127	177	84	25	413	
N of Miss	23	10	10	4	47	

Table 130: How much do you think people risk harming themselves (physically or in other ways) if they: use non-prescription drugs to get high?

Response	6	8	10	12	Total	
No risk	14.8	2.8	7.1	4.2	7.5	
Slight risk	1.6	5.1	8.3	8.3	4.9	
Moderate risk	7.0	13.1	15.5	25.0	12.4	
Great risk	76.6	79.0	69.0	62.5	75.2	
N of Valid	128	176	84	24	412	
N of Miss	22	11	10	5	48	

Table 131: How much do you think people risk harming themselves (physically or in other ways) if they: use e-cigarettes, e-cigars, or e-hookahs?

Response	6	8	10	12	Total	
No risk	17.2	16.1	21.7	32.0	18.5	
Slight risk	18.8	20.1	31.3	24.0	22.2	
Moderate risk	15.6	23.0	16.9	12.0	18.8	
Great risk	48.4	40.8	30.1	32.0	40.5	
N of Valid	128	174	83	25	410	
N of Miss	22	13	11	4	50	

Table 132: Have you ever used smokeless tobacco (chew, snuff, plug, dipping tobacco, or chewing tobacco)?

Response	6	8	10	12	Total	
Never	95.6	87.7	75.9	84.0	87.7	
Once or Twice	2.9	5.6	9.6	16.0	6.1	
Once in a while but not regularly	1.5	4.5	2.4	0.0	2.8	
Regularly in the past	0.0	1.1	2.4	0.0	0.9	
Regularly now	0.0	1.1	9.6	0.0	2.4	
N of Valid	137	179	83	25	424	
N of Miss	13	8	11	4	36	

Table 133: How often have you used smokeless tobacco during the past 30 days?






Response	6	8	10	12	Total	
Not at all	99.2	94.3	85.7	100.0	94.5	
Once or twice	0.0	2.3	4.8	0.0	1.9	
Once or twice per week	0.8	1.7	0.0	0.0	1.0	
Three to five times per week	0.0	0.0	0.0	0.0	0.0	
About once a day	0.0	1.1	3.6	0.0	1.2	
More than once a day	0.0	0.6	6.0	0.0	1.4	
N of Valid	133	176	84	25	418	
N of Miss	17	11	10	4	42	

Table 134: Have you ever smoked cigarettes?






Response	6	8	10	12	Total	
Never	91.0	77.5	70.2	72.0	80.0	
Once or Twice	4.5	12.9	10.7	12.0	9.7	
Once in a while but not regularly	1.5	4.5	7.1	16.0	4.8	
Regularly in the past	2.2	2.8	7.1	0.0	3.3	
Regularly now	0.7	2.2	4.8	0.0	2.1	
N of Valid	134	178	84	25	421	
N of Miss	16	9	10	4	39	

Table 135: How frequently have you smoked cigarettes during the past 30 days?






Response	6	8	10	12	Total	
Not at all	97.7	92.1	91.7	84.0	93.3	
Less than one cigarette per day	1.5	6.2	3.6	12.0	4.5	
One to five cigarettes per day	0.8	1.1	3.6	4.0	1.7	
About one-half pack per day	0.0	0.6	0.0	0.0	0.2	
About one pack per day	0.0	0.0	0.0	0.0	0.0	
About one and one-half packs per day	0.0	0.0	1.2	0.0	0.2	
Two packs or more per day	0.0	0.0	0.0	0.0	0.0	
N of Valid	133	178	84	25	420	
N of Miss	17	9	10	4	40	

Table 136: Which statement best describes rules about smoking inside your home or your family cars?






Response	6	8	10	12	Total	
Smoking is not allowed anywhere inside your home or cars	52.7	67.0	58.3	72.0	61.1	
Smoking is allowed in some places and at some times or in some cars	13.0	9.1	13.1	8.0	11.1	
Smoking is allowed anywhere inside the home or cars	5.3	5.7	4.8	8.0	5.5	
There are no rules about smoking inside the home or cars	6.9	3.4	10.7	8.0	6.2	
I don't know	22.1	14.8	13.1	4.0	16.1	
N of Valid	131	176	84	25	416	
N of Miss	19	11	10	4	44	

Table 137: Have you ever used e-cigarettes, e-cigars, or e-hookahs?






Response	6	8	10	12	Total	
Never	90.3	79.4	71.4	84.0	81.6	
Once or Twice	7.5	10.9	13.1	12.0	10.3	
Once in a while but not regularly	0.7	4.0	10.7	4.0	4.3	
Regularly in the past	1.5	4.6	2.4	0.0	2.9	
Regularly now	0.0	1.1	2.4	0.0	1.0	
N of Valid	134	175	84	25	418	
N of Miss	16	12	10	4	42	

Table 138: How frequently have you used e-cigarettes, e-cigars, or e-hookahs?








Response	6	8	10	12	Total	
Not at all	95.5	90.3	88.0	88.0	91.4	
Less than 10 puffs per day	3.0	7.4	6.0	8.0	5.7	
10 to 50 puffs per day	1.5	2.3	1.2	4.0	1.9	
About one-half cartomiser per day	0.0	0.0	1.2	0.0	0.2	
About one cartomiser per day	0.0	0.0	1.2	0.0	0.2	
About one and one-half cartomisers per day	0.0	0.0	1.2	0.0	0.2	
Two cartomisers or more per day	0.0	0.0	1.2	0.0	0.2	
N of Valid	134	176	83	25	418	
N of Miss	16	11	11	4	42	

Table 139: During this school year, were you taught in any of your classes about the dangers of tobacco use?






Response	6	8	10	12	Total	
Never	11.9	21.1	50.0	48.0	25.5	
Rarely	14.2	16.6	15.9	20.0	15.9	
Sometimes	16.4	30.9	17.1	12.0	22.4	
Often	26.9	18.3	12.2	12.0	19.5	
Almost always	30.6	13.1	4.9	8.0	16.8	
N of Valid	134	175	82	25	416	
N of Miss	16	12	12	4	44	

Table 140: During the past 12 months, have you participated in any community activities to discourage people your age from using cigarettes, chewing tobacco, snuff, dip or cigars, e-cigarettes, e-cigars, or e-hookahs?






Response	6	8	10	12	Total	
Never	57.9	61.6	75.6	68.0	63.6	
Rarely	16.5	18.0	8.5	16.0	15.5	
Sometimes	12.8	12.2	11.0	12.0	12.1	
Often	5.3	4.7	3.7	4.0	4.6	
Almost always	7.5	3.5	1.2	0.0	4.1	
N of Valid	133	172	82	25	412	
N of Miss	17	15	12	4	48	

Table 141: Think back over the last two weeks. How many times have you had five or more alcoholic drinks in a row?






Response	6	8	10	12	Total	
None	96.9	92.0	81.9	68.0	90.0	
Once	1.6	2.9	8.4	12.0	4.1	
Twice	1.6	2.3	4.8	8.0	2.9	
3-5 times	0.0	2.9	3.6	8.0	2.4	
6-9 times	0.0	0.0	0.0	0.0	0.0	
10 or more times	0.0	0.0	1.2	4.0	0.5	
N of Valid	128	175	83	25	411	
N of Miss	22	12	11	4	49	

Table 142: During the past 30 days, how many times did you ride in a car or other vehicle driven by someone who had been drinking alcohol or using drugs to get high?






Response	6	8	10	12	Total	
0 times	86.8	83.0	88.0	88.0	85.5	
1 time	6.2	6.2	3.6	4.0	5.6	
2 or 3 times	3.1	5.7	2.4	4.0	4.1	
4 or 5 times	1.6	1.1	2.4	0.0	1.5	
6 or more times	2.3	4.0	3.6	4.0	3.4	
N of Valid	129	176	83	25	413	
N of Miss	21	11	11	4	47	

Table 143: During the past 30 days, how many times did you drive a car or other vehicle when you had been drinking alcohol or using drugs to get high?






Response	6	8	10	12	Total	
I did not drive a car in the past 30 days	63.4	51.7	35.8	16.0	49.9	
0 times	36.6	45.9	61.7	68.0	47.6	
1 time	0.0	1.7	0.0	12.0	1.5	
2 or 3 times	0.0	0.0	2.5	4.0	0.7	
4 or 5 times	0.0	0.0	0.0	0.0	0.0	
6 or more times	0.0	0.6	0.0	0.0	0.2	
N of Valid	123	172	81	25	401	
N of Miss	27	15	13	4	59	



Table 144: If you drank alcohol (not just a sip or taste) in the past year, how did you usually get it?

Response	6	8	10	12	Total	
I did not drink alcohol in the past year	95.3	77.7	70.0	48.0	79.9	
I bought it myself with a fake ID	0.0	0.0	0.0	0.0	0.0	
I bought it myself without a fake ID	0.0	0.0	0.0	0.0	0.0	
I got it from someone I know age 21 or older	0.8	3.6	11.2	16.0	5.0	
I got it from someone I know under age 21	0.0	1.2	2.5	8.0	1.5	
I got it from my brother or sister	0.0	0.6	1.2	0.0	0.5	
I got it from home with my parents' permission	2.3	4.2	5.0	4.0	3.8	
I got it from home without my parents' permission	0.0	4.2	2.5	0.0	2.3	
I got it from another relative	0.8	2.4	1.2	8.0	2.0	
A stranger bought it for me	0.0	0.0	1.2	0.0	0.3	
I took it from a store or shop	0.0	0.0	0.0	0.0	0.0	
Other	0.8	6.0	5.0	16.0	4.8	
N of Valid	128	166	80	25	399	
N of Miss	22	21	14	4	61	

Table 145: If you drank alcohol (not just a sip or taste) in the past year, where did you usually drink it?

Response	6	8	10	12	Total	
I did not drink alcohol in the past year	96.0	78.7	70.9	50.0	80.9	
At my home	2.4	8.5	10.1	12.5	7.1	
At someone else's home	0.8	7.9	12.7	37.5	8.4	
At an open area like a park, beach, field, back road, woods, or a street corner	0.0	3.0	3.8	0.0	2.0	
At a sporting event or concert	0.8	1.2	0.0	0.0	0.8	
At a restaurant, bar, or a nightclub	0.0	0.0	0.0	0.0	0.0	
At an empty building or a construction site	0.0	0.0	1.3	0.0	0.3	
At a hotel/motel	0.0	0.0	0.0	0.0	0.0	
An a car	0.0	0.0	0.0	0.0	0.0	
At school	0.0	0.6	1.3	0.0	0.5	
N of Valid	125	164	79	24	392	
N of Miss	25	23	15	5	68	

Table 146: How do you feel about someone your age having one or two drinks of an alcoholic beverage nearly every day?





Response	6	8	10	12	Total	
Neither approve nor disapprove	24.0	27.9	40.2	37.5	29.8	
Somewhat disapprove	10.4	20.3	14.6	16.7	15.9	
Strongly disapprove	48.8	37.8	31.7	37.5	40.0	
Don't know or can't say	16.8	14.0	13.4	8.3	14.4	
N of Valid	125	172	82	24	403	
N of Miss	25	15	12	5	57	

Table 147: On how many occasions have you had alcoholic beverages (beer, wine or hard liquor) to drink in your lifetime - more than just a few sips?








Response	6	8	10	12	Total	
0	90.8	66.7	55.4	48.0	71.0	
1-2	4.6	15.8	16.9	20.0	12.7	
3-5	1.5	9.4	7.2	4.0	6.1	
6-9	0.8	2.3	7.2	0.0	2.7	
10-19	1.5	4.1	4.8	4.0	3.4	
20-39	0.8	1.8	4.8	16.0	2.9	
40	0.0	0.0	3.6	8.0	1.2	
N of Valid	131	171	83	25	410	
N of Miss	19	16	11	4	50	

Table 148: On how many occasions have you drunk one of more drinks of an alcoholic beverage during the past 30 days?







Response	6	8	10	12	Total	
0	96.9	92.3	76.8	64.0	88.9	
1-2	0.8	3.0	9.8	20.0	4.7	
3-5	0.8	3.6	7.3	12.0	3.9	
6-9	0.8	0.0	4.9	0.0	1.2	
10-19	0.0	0.6	1.2	4.0	0.7	
20-39	0.8	0.6	0.0	0.0	0.5	
40	0.0	0.0	0.0	0.0	0.0	
N of Valid	130	169	82	25	406	
N of Miss	20	18	12	4	54	

Table 149: On how many occasions have you used marijuana (grass, pot) or hashish (hash, hash oil) in your lifetime?


Response	6	8	10	12	Total	
0	98.4	89.4	75.9	72.0	88.4	
1-2	0.8	1.8	6.0	8.0	2.7	
3-5	0.0	3.5	2.4	0.0	2.0	
6-9	0.0	1.2	2.4	0.0	1.0	
10-19	0.0	1.2	4.8	4.0	1.7	
20-39	0.8	2.4	4.8	8.0	2.7	
40	0.0	0.6	3.6	8.0	1.5	
N of Valid	127	170	83	25	405	
N of Miss	23	17	11	4	55	

Table 150: On how many occasions have you used marijuana (grass, pot) or hashish (hash, hash oil) during the past 30 days?


Response	6	8	10	12	Total	
0	98.4	92.4	82.9	84.0	91.8	
1-2	0.0	5.3	6.1	8.0	4.0	
3-5	0.0	1.2	0.0	4.0	0.7	
6-9	0.0	0.0	4.9	4.0	1.2	
10-19	0.8	0.6	2.4	0.0	1.0	
20-39	0.0	0.0	0.0	0.0	0.0	
40	0.8	0.6	3.7	0.0	1.2	
N of Valid	124	171	82	25	402	
N of Miss	26	16	12	4	58	

Table 151: On how many occasions have you used LSD or other psychedelics in your lifetime?


Response	6	8	10	12	Total	
0	99.2	99.4	100.0	100.0	99.5	
1-2	0.0	0.6	0.0	0.0	0.2	
3-5	0.0	0.0	0.0	0.0	0.0	
6-9	0.8	0.0	0.0	0.0	0.2	
10-19	0.0	0.0	0.0	0.0	0.0	
20-39	0.0	0.0	0.0	0.0	0.0	
40	0.0	0.0	0.0	0.0	0.0	
N of Valid	124	169	83	25	401	
N of Miss	26	18	11	4	59	

Table 152: On how many occasions have you used LSD or other psychedelics during the past 30 days?



Response	6	8	10	12	Total	
0	99.2	100.0	100.0	100.0	99.8	
1-2	0.0	0.0	0.0	0.0	0.0	
3-5	0.0	0.0	0.0	0.0	0.0	
6-9	0.8	0.0	0.0	0.0	0.2	
10-19	0.0	0.0	0.0	0.0	0.0	
20-39	0.0	0.0	0.0	0.0	0.0	
40	0.0	0.0	0.0	0.0	0.0	
N of Valid	125	171	83	25	404	
N of Miss	25	16	11	4	56	

Table 153: On how many occasions have you used cocaine or crack in your lifetime?



Response	6	8	10	12	Total	
0	99.2	98.8	100.0	100.0	99.3	
1-2	0.8	1.2	0.0	0.0	0.7	
3-5	0.0	0.0	0.0	0.0	0.0	
6-9	0.0	0.0	0.0	0.0	0.0	
10-19	0.0	0.0	0.0	0.0	0.0	
20-39	0.0	0.0	0.0	0.0	0.0	
40	0.0	0.0	0.0	0.0	0.0	
N of Valid	123	171	82	25	401	
N of Miss	27	16	12	4	59	

Table 154: On how many occasions have you used cocaine or crack during the past 30 days?



Response	6	8	10	12	Total	
0	100.0	99.4	100.0	100.0	99.8	
1-2	0.0	0.6	0.0	0.0	0.2	
3-5	0.0	0.0	0.0	0.0	0.0	
6-9	0.0	0.0	0.0	0.0	0.0	
10-19	0.0	0.0	0.0	0.0	0.0	
20-39	0.0	0.0	0.0	0.0	0.0	
40	0.0	0.0	0.0	0.0	0.0	
N of Valid	124	170	83	25	402	
N of Miss	26	17	11	4	58	

Table 155: On how many occasions have you sniffed glue, breathed the contents of an aerosol spray can, or inhaled other gases or sprays, in order to get high in your lifetime?







Response	6	8	10	12	Total	
0	97.6	92.4	94.0	92.0	94.3	
1-2	1.6	5.3	6.0	4.0	4.2	
3-5	0.8	0.6	0.0	0.0	0.5	
6-9	0.0	0.6	0.0	0.0	0.2	
10-19	0.0	0.6	0.0	0.0	0.2	
20-39	0.0	0.0	0.0	0.0	0.0	
40	0.0	0.6	0.0	4.0	0.5	
N of Valid	127	171	83	25	406	
N of Miss	23	16	11	4	54	

Table 156: On how many occasions have you sniffed glue, breathed the contents of an aerosol spray can, or inhaled other gases or sprays, in order to get high during the past 30 days?




Response	6	8	10	12	Total	
0	99.2	97.6	97.6	95.8	98.0	
1-2	0.8	2.4	2.4	0.0	1.7	
3-5	0.0	0.0	0.0	4.2	0.2	
6-9	0.0	0.0	0.0	0.0	0.0	
10-19	0.0	0.0	0.0	0.0	0.0	
20-39	0.0	0.0	0.0	0.0	0.0	
40	0.0	0.0	0.0	0.0	0.0	
N of Valid	126	168	83	24	401	
N of Miss	24	19	11	5	59	

Table 157: On how many occasions have you used Daztrex in your lifetime?


Response	6	8	10	12	Total	
0	100.0	100.0	100.0	100.0	100.0	
1-2	0.0	0.0	0.0	0.0	0.0	
3-5	0.0	0.0	0.0	0.0	0.0	
6-9	0.0	0.0	0.0	0.0	0.0	
10-19	0.0	0.0	0.0	0.0	0.0	
20-39	0.0	0.0	0.0	0.0	0.0	
40	0.0	0.0	0.0	0.0	0.0	
N of Valid	122	168	82	24	396	
N of Miss	28	19	12	5	64	

Table 158: On how many occasions have you used Daztrex during the past 30 days?


Response	6	8	10	12	Total	
0	100.0	100.0	100.0	100.0	100.0	
1-2	0.0	0.0	0.0	0.0	0.0	
3-5	0.0	0.0	0.0	0.0	0.0	
6-9	0.0	0.0	0.0	0.0	0.0	
10-19	0.0	0.0	0.0	0.0	0.0	
20-39	0.0	0.0	0.0	0.0	0.0	
40	0.0	0.0	0.0	0.0	0.0	
N of Valid	124	166	82	25	397	
N of Miss	26	21	12	4	63	

Table 159: On how many occasions have you used synthetic marijuana (K2, spice) in your lifetime?




Response	6	8	10	12	Total	
0	99.2	99.4	97.6	100.0	99.0	
1-2	0.0	0.6	2.4	0.0	0.8	
3-5	0.0	0.0	0.0	0.0	0.0	
6-9	0.0	0.0	0.0	0.0	0.0	
10-19	0.0	0.0	0.0	0.0	0.0	
20-39	0.8	0.0	0.0	0.0	0.3	
40	0.0	0.0	0.0	0.0	0.0	
N of Valid	123	166	82	25	396	
N of Miss	27	21	12	4	64	

Table 160: On how many occasions have you used synthetic marijuana (K2, spice) during the past 30 days?




Response	6	8	10	12	Total	
0	99.2	99.4	100.0	100.0	99.5	
1-2	0.0	0.6	0.0	0.0	0.3	
3-5	0.0	0.0	0.0	0.0	0.0	
6-9	0.0	0.0	0.0	0.0	0.0	
10-19	0.8	0.0	0.0	0.0	0.3	
20-39	0.0	0.0	0.0	0.0	0.0	
40	0.0	0.0	0.0	0.0	0.0	
N of Valid	122	166	83	25	396	
N of Miss	28	21	11	4	64	

Table 161: On how many occasions have you used methamphetamines (meth, speed, crank, crystal meth) in your lifetime?



Response	6	8	10	12	Total	
0	99.2	100.0	98.8	100.0	99.5	
1-2	0.8	0.0	1.2	0.0	0.5	
3-5	0.0	0.0	0.0	0.0	0.0	
6-9	0.0	0.0	0.0	0.0	0.0	
10-19	0.0	0.0	0.0	0.0	0.0	
20-39	0.0	0.0	0.0	0.0	0.0	
40	0.0	0.0	0.0	0.0	0.0	
N of Valid	124	165	83	24	396	
N of Miss	26	22	11	5	64	

Table 162: On how many occasions have you used methamphetamines (meth, speed, crank, crystal meth) in the past 30 days?


Response	6	8	10	12	Total	
0	100.0	100.0	100.0	100.0	100.0	
1-2	0.0	0.0	0.0	0.0	0.0	
3-5	0.0	0.0	0.0	0.0	0.0	
6-9	0.0	0.0	0.0	0.0	0.0	
10-19	0.0	0.0	0.0	0.0	0.0	
20-39	0.0	0.0	0.0	0.0	0.0	
40	0.0	0.0	0.0	0.0	0.0	
N of Valid	122	167	83	25	397	
N of Miss	28	20	11	4	63	

Table 163: On how many occasions have you used other chemical products (bath salts, plant food, etc.) in your lifetime?






Response	6	8	10	12	Total	
0	97.5	98.8	100.0	100.0	98.7	
1-2	1.7	0.0	0.0	0.0	0.5	
3-5	0.8	0.0	0.0	0.0	0.3	
6-9	0.0	0.6	0.0	0.0	0.3	
10-19	0.0	0.6	0.0	0.0	0.3	
20-39	0.0	0.0	0.0	0.0	0.0	
40	0.0	0.0	0.0	0.0	0.0	
N of Valid	118	165	83	24	390	
N of Miss	32	22	11	5	70	

Table 164: On how many occasions have you used other chemical products (bath salts, plant food, etc.) during the past 30 days?



Response	6	8	10	12	Total	
0	99.2	99.4	100.0	100.0	99.5	
1-2	0.8	0.6	0.0	0.0	0.5	
3-5	0.0	0.0	0.0	0.0	0.0	
6-9	0.0	0.0	0.0	0.0	0.0	
10-19	0.0	0.0	0.0	0.0	0.0	
20-39	0.0	0.0	0.0	0.0	0.0	
40	0.0	0.0	0.0	0.0	0.0	
N of Valid	120	167	83	25	395	
N of Miss	30	20	11	4	65	

Table 165: On how many occasions have you used heroin or other opiates in your lifetime?



Response	6	8	10	12	Total	
0	100.0	100.0	98.8	100.0	99.7	
1-2	0.0	0.0	1.2	0.0	0.3	
3-5	0.0	0.0	0.0	0.0	0.0	
6-9	0.0	0.0	0.0	0.0	0.0	
10-19	0.0	0.0	0.0	0.0	0.0	
20-39	0.0	0.0	0.0	0.0	0.0	
40	0.0	0.0	0.0	0.0	0.0	
N of Valid	124	166	83	24	397	
N of Miss	26	21	11	5	63	



Table 166: On how many occasions have you used heroin or other opiates during the past 30 days?


Response	6	8	10	12	Total	
0	100.0	100.0	100.0	100.0	100.0	
1-2	0.0	0.0	0.0	0.0	0.0	
3-5	0.0	0.0	0.0	0.0	0.0	
6-9	0.0	0.0	0.0	0.0	0.0	
10-19	0.0	0.0	0.0	0.0	0.0	
20-39	0.0	0.0	0.0	0.0	0.0	
40	0.0	0.0	0.0	0.0	0.0	
N of Valid	121	165	83	25	394	
N of Miss	29	22	11	4	66	

Table 167: On how many occasions have you used MDMA ('X', 'E', or ecstasy) in your lifetime?



Response	6	8	10	12	Total	
0	100.0	99.4	100.0	100.0	99.7	
1-2	0.0	0.6	0.0	0.0	0.3	
3-5	0.0	0.0	0.0	0.0	0.0	
6-9	0.0	0.0	0.0	0.0	0.0	
10-19	0.0	0.0	0.0	0.0	0.0	
20-39	0.0	0.0	0.0	0.0	0.0	
40	0.0	0.0	0.0	0.0	0.0	
N of Valid	115	167	83	24	389	
N of Miss	35	20	11	5	71	

Table 168: On how many occasions have you used MDMA ('X', 'E', or ecstasy) during the past 30 days?



Response	6	8	10	12	Total	
0	100.0	99.4	100.0	100.0	99.7	
1-2	0.0	0.6	0.0	0.0	0.3	
3-5	0.0	0.0	0.0	0.0	0.0	
6-9	0.0	0.0	0.0	0.0	0.0	
10-19	0.0	0.0	0.0	0.0	0.0	
20-39	0.0	0.0	0.0	0.0	0.0	
40	0.0	0.0	0.0	0.0	0.0	
N of Valid	118	165	83	24	390	
N of Miss	32	22	11	5	70	

Table 169: On how many occasions have you taken prescription drugs (such as Valium, Xanax, Ritalin, Adderall, OxyContin, Darvocet, or sleeping pills) not prescribed to you in your lifetime?








Response	6	8	10	12	Total	
0	98.3	91.6	89.2	92.0	93.2	
1-2	0.8	1.2	6.0	8.0	2.5	
3-5	0.8	1.2	2.4	0.0	1.3	
6-9	0.0	1.2	1.2	0.0	0.8	
10-19	0.0	2.4	0.0	0.0	1.0	
20-39	0.0	1.2	1.2	0.0	0.8	
40	0.0	1.2	0.0	0.0	0.5	
N of Valid	121	166	83	25	395	
N of Miss	29	21	11	4	65	

Table 170: On how many occasions have you taken prescription drugs (such as Valium, Xanax, Ritalin, Adderall, OxyContin, Darvocet, or sleeping pills) not prescribed to you during the past 30 days?







Response	6	8	10	12	Total	
0	99.2	92.2	95.2	100.0	95.4	
1-2	0.8	4.8	2.4	0.0	2.8	
3-5	0.0	1.2	1.2	0.0	0.8	
6-9	0.0	0.0	1.2	0.0	0.3	
10-19	0.0	0.6	0.0	0.0	0.3	
20-39	0.0	1.2	0.0	0.0	0.5	
40	0.0	0.0	0.0	0.0	0.0	
N of Valid	119	167	83	24	393	
N of Miss	31	20	11	5	67	

Table 171: On how many occasions have you taken non-prescription medicines such as diet pills (for example, Dietac, Dexatrim or Prolamine), stay-awake pills (for example No-Doz, Vivarin, or Wake), or cough or cold medicines (robos, DXM, etc.) to get high in your lifetime?







Response	6	8	10	12	Total	
0	99.2	95.8	95.2	95.8	96.7	
1-2	0.8	1.8	3.6	0.0	1.8	
3-5	0.0	0.0	0.0	4.2	0.3	
6-9	0.0	1.2	1.2	0.0	0.8	
10-19	0.0	0.0	0.0	0.0	0.0	
20-39	0.0	0.6	0.0	0.0	0.3	
40	0.0	0.6	0.0	0.0	0.3	
N of Valid	119	166	83	24	392	
N of Miss	31	21	11	5	68	

Table 172: On how many occasions have you taken non-prescription medicines such as diet pills (for example, Dietac, Dexatrim or Prolamine), stay-awake pills (for example No-Doz, Vivarin, or Wake), or cough or cold medicines (robos, DXM, etc.) to get high during the past 30 days?





Response	6	8	10	12	Total	
0	100.0	97.0	98.8	96.0	98.2	
1-2	0.0	1.2	1.2	4.0	1.0	
3-5	0.0	1.2	0.0	0.0	0.5	
6-9	0.0	0.6	0.0	0.0	0.3	
10-19	0.0	0.0	0.0	0.0	0.0	
20-39	0.0	0.0	0.0	0.0	0.0	
40	0.0	0.0	0.0	0.0	0.0	
N of Valid	120	168	83	25	396	
N of Miss	30	19	11	4	64	

Table 173: On how many occasions have you been drunk or very high from drinking alcoholic beverages during the past 30 days?






Response	6	8	10	12	Total	
0	98.4	94.1	83.1	75.0	92.0	
1-2	0.8	3.6	10.8	16.7	5.0	
3-5	0.0	1.2	2.4	8.3	1.5	
6-9	0.8	0.6	3.6	0.0	1.3	
10-19	0.0	0.6	0.0	0.0	0.3	
20-39	0.0	0.0	0.0	0.0	0.0	
40	0.0	0.0	0.0	0.0	0.0	
N of Valid	123	169	83	24	399	
N of Miss	27	18	11	5	61	

Table 174: On how many occasions have you drunk flavored alcoholic beverages, sometimes called 'alcopops' (like Mike's Hard Lemonade, Smirnoff Ice, Bacardi Breezers, etc.) in your lifetime?








Response	6	8	10	12	Total	
0	95.0	83.1	74.7	62.5	83.8	
1-2	2.5	9.0	6.0	12.5	6.6	
3-5	0.0	1.8	7.2	4.2	2.5	
6-9	2.5	0.6	6.0	0.0	2.3	
10-19	0.0	2.4	2.4	16.7	2.5	
20-39	0.0	3.0	1.2	4.2	1.8	
40	0.0	0.0	2.4	0.0	0.5	
N of Valid	121	166	83	24	394	
N of Miss	29	21	11	5	66	

Table 175: On how many occasions have you drunk flavored alcoholic beverages, sometimes called 'alcopops' (like Mike's Hard Lemonade, Smirnoff Ice, Bacardi Breezers, etc.) during the past 30 days?







Response	6	8	10	12	Total	
0	98.3	92.8	86.7	72.0	91.9	
1-2	0.8	4.2	7.2	20.0	4.8	
3-5	0.0	1.8	2.4	0.0	1.3	
6-9	0.8	0.0	1.2	8.0	1.0	
10-19	0.0	1.2	0.0	0.0	0.5	
20-39	0.0	0.0	2.4	0.0	0.5	
40	0.0	0.0	0.0	0.0	0.0	
N of Valid	120	167	83	25	395	
N of Miss	30	20	11	4	65	

Table 176: If you used prescription drugs or over the counter drugs without a doctor telling you to use it or for the purpose of getting high, where did you get these drugs? - Did not use



Response	6	8	10	12	Total	
No	22.7	15.0	19.1	27.6	19.1	
Yes	77.3	85.0	80.9	72.4	80.9	
N of Valid	150	187	94	29	460	
N of Miss	0	0	0	0	0	

Table 177: If you used prescription drugs or over the counter drugs without a doctor telling you to use it or for the purpose of getting high, where did you get these drugs? - Bought or took from store or shop



Response	6	8	10	12	Total	
No	99.3	100.0	98.9	100.0	99.6	
Yes	0.7	0.0	1.1	0.0	0.4	
N of Valid	150	187	94	29	460	
N of Miss	0	0	0	0	0	

Table 178: If you used prescription drugs or over the counter drugs without a doctor telling you to use it or for the purpose of getting high, where did you get these drugs? -  
Got from parents with permission



Response	6	8	10	12	Total	
No	98.7	99.5	97.9	100.0	98.9	
Yes	1.3	0.5	2.1	0.0	1.1	
N of Valid	150	187	94	29	460	
N of Miss	0	0	0	0	0	

Table 179: If you used prescription drugs or over the counter drugs without a doctor telling you to use it or for the purpose of getting high, where did you get these drugs? -  
Got from home without permission



Response	6	8	10	12	Total	
No	99.3	100.0	97.9	100.0	99.3	
Yes	0.7	0.0	2.1	0.0	0.7	
N of Valid	150	187	94	29	460	
N of Miss	0	0	0	0	0	

Table 180: If you used prescription drugs or over the counter drugs without a doctor telling you to use it or for the purpose of getting high, where did you get these drugs? -  
Got from relative with permission



Response	6	8	10	12	Total	
No	99.3	99.5	100.0	100.0	99.6	
Yes	0.7	0.5	0.0	0.0	0.4	
N of Valid	150	187	94	29	460	
N of Miss	0	0	0	0	0	

Table 181: If you used prescription drugs or over the counter drugs without a doctor telling you to use it or for the purpose of getting high, where did you get these drugs? -  
Got from relative without permission



Response	6	8	10	12	Total	
No	100.0	99.5	100.0	100.0	99.8	
Yes	0.0	0.5	0.0	0.0	0.2	
N of Valid	150	187	94	29	460	
N of Miss	0	0	0	0	0	

Table 182: If you used prescription drugs or over the counter drugs without a doctor telling you to use it or for the purpose of getting high, where did you get these drugs? -  
Got from friend's home with permission



Response	6	8	10	12	Total	
No	100.0	100.0	98.9	100.0	99.8	
Yes	0.0	0.0	1.1	0.0	0.2	
N of Valid	150	187	94	29	460	
N of Miss	0	0	0	0	0	

Table 183: If you used prescription drugs or over the counter drugs without a doctor telling you to use it or for the purpose of getting high, where did you get these drugs? -  
Got from friend's home without permission


Response	6	8	10	12	Total	
No	100.0	100.0	100.0	100.0	100.0	
Yes	0.0	0.0	0.0	0.0	0.0	
N of Valid	150	187	94	29	460	
N of Miss	0	0	0	0	0	

Table 184: If you used prescription drugs or over the counter drugs without a doctor telling you to use it or for the purpose of getting high, where did you get these drugs? -  
Got from friend at school


Response	6	8	10	12	Total	
No	100.0	100.0	100.0	100.0	100.0	
Yes	0.0	0.0	0.0	0.0	0.0	
N of Valid	150	187	94	29	460	
N of Miss	0	0	0	0	0	

Table 185: If you used prescription drugs or over the counter drugs without a doctor telling you to use it or for the purpose of getting high, where did you get these drugs? -  
Got from friend at party



Response	6	8	10	12	Total	
No	100.0	98.9	98.9	96.6	99.1	
Yes	0.0	1.1	1.1	3.4	0.9	
N of Valid	150	187	94	29	460	
N of Miss	0	0	0	0	0	

Table 186: If you used prescription drugs or over the counter drugs without a doctor telling you to use it or for the purpose of getting high, where did you get these drugs? -  
Got from friend, elsewhere



Response	6	8	10	12	Total	
No	100.0	100.0	98.9	100.0	99.8	
Yes	0.0	0.0	1.1	0.0	0.2	
N of Valid	150	187	94	29	460	
N of Miss	0	0	0	0	0	

Table 187: If you used prescription drugs or over the counter drugs without a doctor telling you to use it or for the purpose of getting high, where did you get these drugs? -  
Got from internet sale



Response	6	8	10	12	Total	
No	100.0	99.5	100.0	100.0	99.8	
Yes	0.0	0.5	0.0	0.0	0.2	
N of Valid	150	187	94	29	460	
N of Miss	0	0	0	0	0	

Table 188: During the last month, about how many marijuana cigarettes, or the equivalent, did you smoke a day, on the average?







Response	6	8	10	12	Total	
None	99.2	90.2	81.9	77.3	90.5	
Less than 1 a day	0.0	4.9	6.0	13.6	4.1	
1 a day	0.8	1.8	2.4	9.1	2.1	
2-3 a day	0.0	1.8	4.8	0.0	1.8	
4-6 a day	0.0	0.6	3.6	0.0	1.0	
7-10 a day	0.0	0.0	0.0	0.0	0.0	
11 or more a day	0.0	0.6	1.2	0.0	0.5	
N of Valid	120	164	83	22	389	
N of Miss	30	23	11	7	71	



Table 189: How wrong do your friends feel it would be for YOU to: have one or two drinks of an alcoholic beverage nearly every day?





Response	6	8	10	12	Total	
Very wrong	71.2	58.9	36.1	40.9	56.7	
Wrong	14.4	19.0	21.7	18.2	18.1	
A little bit wrong	12.7	11.7	20.5	9.1	13.7	
Not at all wrong	1.7	10.4	21.7	31.8	11.4	
N of Valid	118	163	83	22	386	
N of Miss	32	24	11	7	74	

Table 190: How wrong do your friends feel it would be for YOU to: smoke tobacco?





Response	6	8	10	12	Total	
Very wrong	79.1	69.0	46.3	50.0	66.0	
Wrong	10.4	15.8	26.8	13.6	16.4	
A little bit wrong	8.7	7.6	12.2	18.2	9.5	
Not at all wrong	1.7	7.6	14.6	18.2	8.0	
N of Valid	115	158	82	22	377	
N of Miss	35	29	12	7	83	

Table 191: How wrong do your friends feel it would be for YOU to: smoke marijuana?





Response	6	8	10	12	Total	
Very wrong	84.7	68.9	45.1	40.9	67.1	
Wrong	8.5	12.4	14.6	9.1	11.5	
A little bit wrong	3.4	6.8	17.1	22.7	8.9	
Not at all wrong	3.4	11.8	23.2	27.3	12.5	
N of Valid	118	161	82	22	383	
N of Miss	32	26	12	7	77	

Table 192: How wrong do your friends feel it would be for YOU to: use prescription drugs not prescribed to you?

Response	6	8	10	12	Total	
Very wrong	83.3	75.6	71.6	63.6	76.4	
Wrong	7.9	18.8	12.3	18.2	14.1	
A little bit wrong	4.4	1.9	12.3	4.5	5.0	
Not at all wrong	4.4	3.8	3.7	13.6	4.5	
N of Valid	114	160	81	22	377	
N of Miss	36	27	13	7	83	

Table 193: How wrong would most adults (over 21) in your neighborhood think it is for kids your age: to use marijuana?

Response	6	8	10	12	Total	
Very wrong	83.3	78.2	67.5	50.0	75.7	
Wrong	7.9	14.1	15.7	22.7	13.1	
A little bit wrong	7.0	5.8	9.6	18.2	7.7	
Not at all wrong	1.8	1.9	7.2	9.1	3.5	
N of Valid	114	156	83	22	375	
N of Miss	36	31	11	7	85	

Table 194: How wrong would most adults (over 21) in your neighborhood think it is for kids your age: to drink alcohol?

Response	6	8	10	12	Total	
Very wrong	78.2	71.3	61.0	40.9	69.3	
Wrong	10.0	15.9	24.4	9.1	15.6	
A little bit wrong	7.3	10.2	8.5	22.7	9.7	
Not at all wrong	4.5	2.5	6.1	27.3	5.4	
N of Valid	110	157	82	22	371	
N of Miss	40	30	12	7	89	

Table 195: How wrong would most adults (over 21) in your neighborhood think it is for kids your age: to smoke cigarettes?





Response	6	8	10	12	Total	
Very wrong	76.1	73.2	68.3	50.0	71.7	
Wrong	9.7	16.6	20.7	13.6	15.2	
A little bit wrong	9.7	7.6	2.4	22.7	8.0	
Not at all wrong	4.4	2.5	8.5	13.6	5.1	
N of Valid	113	157	82	22	374	
N of Miss	37	30	12	7	86	

Table 196: How much do each of the following statements describe your neighborhood? crime and/or drug selling





Response	6	8	10	12	Total	
NO!	74.8	68.8	58.5	50.0	67.1	
no	13.1	14.6	24.4	27.3	17.1	
yes	9.3	11.5	12.2	9.1	10.9	
YES!	2.8	5.1	4.9	13.6	4.9	
N of Valid	107	157	82	22	368	
N of Miss	43	30	12	7	92	

Table 197: How much do each of the following statements describe your neighborhood? fights





Response	6	8	10	12	Total	
NO!	60.4	62.3	55.6	50.0	59.5	
no	17.0	25.3	27.2	31.8	23.7	
yes	14.2	8.4	9.9	9.1	10.5	
YES!	8.5	3.9	7.4	9.1	6.3	
N of Valid	106	154	81	22	363	
N of Miss	44	33	13	7	97	

Table 198: How much do each of the following statements describe your neighborhood? lots of empty or abandoned buildings

Response	6	8	10	12	Total	
NO!	68.3	65.6	65.4	59.1	65.9	
no	18.8	24.7	27.2	22.7	23.5	
yes	7.9	6.5	6.2	9.1	7.0	
YES!	5.0	3.2	1.2	9.1	3.6	
N of Valid	101	154	81	22	358	
N of Miss	49	33	13	7	102	

Table 199: How much do each of the following statements describe your neighborhood? lots of graffiti

Response	6	8	10	12	Total	
NO!	82.5	76.7	77.8	72.7	78.4	
no	12.6	20.0	18.5	27.3	18.0	
yes	3.9	1.3	1.2	0.0	2.0	
YES!	1.0	2.0	2.5	0.0	1.7	
N of Valid	103	150	81	22	356	
N of Miss	47	37	13	7	104	

Table 200: I feel safe in my neighborhood.

Response	6	8	10	12	Total	
NO!	5.7	5.1	7.4	4.5	5.8	
no	7.6	6.4	6.2	13.6	7.1	
yes	22.9	39.1	29.6	36.4	32.1	
YES!	63.8	49.4	56.8	45.5	54.9	
N of Valid	105	156	81	22	364	
N of Miss	45	31	13	7	96	

Table 201: If a kid smoked marijuana in your neighborhood would he or she be caught by the police?

Response	6	8	10	12	Total	
NO!	12.6	15.8	14.8	18.2	14.8	
no	22.3	34.9	50.6	50.0	35.8	
yes	24.3	27.0	21.0	27.3	24.9	
YES!	40.8	22.4	13.6	4.5	24.6	
N of Valid	103	152	81	22	358	
N of Miss	47	35	13	7	102	

Table 202: If a kid drank some beer, wine or hard liquor (for example, vodka, whiskey, or gin) in your neighborhood would he or she be caught by the police?

Response	6	8	10	12	Total	
NO!	16.5	17.1	25.9	27.3	19.6	
no	30.9	46.1	46.9	50.0	42.3	
yes	25.8	19.7	19.8	13.6	21.0	
YES!	26.8	17.1	7.4	9.1	17.0	
N of Valid	97	152	81	22	352	
N of Miss	53	35	13	7	108	

Table 203: If a kid carried a handgun in your neighborhood would he or she be caught by the police?

Response	6	8	10	12	Total	
NO!	14.6	12.4	17.3	18.2	14.5	
no	20.8	26.8	33.3	22.7	26.4	
yes	19.8	30.7	23.5	40.9	26.7	
YES!	44.8	30.1	25.9	18.2	32.4	
N of Valid	96	153	81	22	352	
N of Miss	54	34	13	7	108	

Table 204: If you wanted to get some cigarettes, how easy would it be for you to get some?





Response	6	8	10	12	Total	
Very hard	65.3	56.6	35.8	30.0	52.8	
Sort of hard	8.9	14.5	16.0	15.0	13.3	
Sort of easy	9.9	14.5	25.9	30.0	16.7	
Very easy	15.8	14.5	22.2	25.0	17.2	
N of Valid	101	152	81	20	354	
N of Miss	49	35	13	9	106	

Table 205: If you wanted to get some beer, wine or hard liquor (for example, vodka, whiskey, or gin), how easy would it be for you to get some?





Response	6	8	10	12	Total	
Very hard	66.7	55.3	32.1	30.0	51.6	
Sort of hard	12.5	19.3	13.6	10.0	15.6	
Sort of easy	6.2	11.3	28.4	25.0	14.7	
Very easy	14.6	14.0	25.9	35.0	18.2	
N of Valid	96	150	81	20	347	
N of Miss	54	37	13	9	113	

Table 206: If you wanted to get a drug like cocaine, LSD, or amphetamines, how easy would it be for you to get some?





Response	6	8	10	12	Total	
Very hard	89.4	82.1	77.8	65.0	82.1	
Sort of hard	4.3	10.6	17.3	10.0	10.4	
Sort of easy	3.2	2.0	4.9	20.0	4.0	
Very easy	3.2	5.3	0.0	5.0	3.5	
N of Valid	94	151	81	20	346	
N of Miss	56	36	13	9	114	

Table 207: If you wanted to get a handgun, how easy would it be for you to get one?

Response	6	8	10	12	Total	
Very hard	65.3	67.1	53.1	55.0	62.6	
Sort of hard	13.3	17.4	17.3	15.0	16.1	
Sort of easy	7.1	7.4	13.6	20.0	9.5	
Very easy	14.3	8.1	16.0	10.0	11.8	
N of Valid	98	149	81	20	348	
N of Miss	52	38	13	9	112	

Table 208: If you wanted to get some marijuana, how easy would it be for you to get some?

Response	6	8	10	12	Total	
Very hard	85.6	64.9	47.4	36.8	65.2	
Sort of hard	4.1	7.4	11.5	10.5	7.6	
Sort of easy	4.1	12.2	19.2	26.3	12.3	
Very easy	6.2	15.5	21.8	26.3	14.9	
N of Valid	97	148	78	19	342	
N of Miss	53	39	16	10	118	

Table 209: If you wanted to get prescription drugs for the purpose of getting high, how easy would it be for you to get some?

Response	6	8	10	12	Total	
Very hard	76.6	63.9	55.6	55.0	64.9	
Sort of hard	8.5	15.0	18.5	15.0	14.0	
Sort of easy	5.3	8.8	17.3	15.0	10.2	
Very easy	9.6	12.2	8.6	15.0	10.8	
N of Valid	94	147	81	20	342	
N of Miss	56	40	13	9	118	

Table 210: If you wanted to get synthetic marijuana such as K2 or chemical products such as bath salts to get high, how easy would it be for you to get some?


Response	6	8	10	12	Total	
Very hard	89.5	83.1	71.6	65.0	81.1	
Sort of hard	5.3	8.8	16.0	20.0	10.2	
Sort of easy	3.2	5.4	9.9	5.0	5.8	
Very easy	2.1	2.7	2.5	10.0	2.9	
N of Valid	95	148	81	20	344	
N of Miss	55	39	13	9	116	

Table 211: If you wanted to get steroids to use or to enhance athletic performance, how easy would it be for you to get some?


Response	6	8	10	12	Total	
Very hard	85.3	82.0	74.1	70.0	80.3	
Sort of hard	7.4	10.0	14.8	5.0	10.1	
Sort of easy	5.3	5.3	8.6	20.0	6.9	
Very easy	2.1	2.7	2.5	5.0	2.6	
N of Valid	95	150	81	20	346	
N of Miss	55	37	13	9	114	

Table 212: If you wanted to get e-cigarettes, e-cigars, or e-hookahs, how easy would it be for you to get some?


Response	6	8	10	12	Total	
Very hard	75.8	72.8	54.3	50.0	67.9	
Sort of hard	6.3	8.8	14.8	15.0	9.9	
Sort of easy	7.4	7.5	19.8	15.0	10.8	
Very easy	10.5	10.9	11.1	20.0	11.4	
N of Valid	95	147	81	20	343	
N of Miss	55	40	13	9	117	



Table 213: During the past 12 months, have you participated in any alcohol prevention programs or seen any alcohol prevention messages in your school or community? Yes, a school-based program focused on preventing underage drinking and/or drinking and driving.



Response	6	8	10	12	Total	
No	72.7	72.2	81.9	86.2	75.2	
Yes	27.3	27.8	18.1	13.8	24.8	
N of Valid	150	187	94	29	460	
N of Miss	0	0	0	0	0	

Table 214: During the past 12 months, have you participated in any alcohol prevention programs or seen any alcohol prevention messages in your school or community? Yes, a community-based program focused on preventing underage drinking and/or drinking and driving (for example, through your church or temple or through youth groups like Boys and Girls Club or 4-H).



Response	6	8	10	12	Total	
No	89.3	96.8	96.8	93.1	94.1	
Yes	10.7	3.2	3.2	6.9	5.9	
N of Valid	150	187	94	29	460	
N of Miss	0	0	0	0	0	

Table 215: During the past 12 months, have you participated in any alcohol prevention programs or seen any alcohol prevention messages in your school or community? Yes, a media campaign addressing underage drinking and/or drinking and driving (for example, newspaper ads, posters, pamphlets, radio, TV).



Response	6	8	10	12	Total	
No	91.3	94.1	92.6	96.6	93.0	
Yes	8.7	5.9	7.4	3.4	7.0	
N of Valid	150	187	94	29	460	
N of Miss	0	0	0	0	0	

Table 216: During the past 12 months, have you participated in any alcohol prevention programs or seen any alcohol prevention messages in your school or community? No



Response	6	8	10	12	Total	
No	67.3	54.0	38.3	44.8	54.6	
Yes	32.7	46.0	61.7	55.2	45.4	
N of Valid	150	187	94	29	460	
N of Miss	0	0	0	0	0	

Table 217: How wrong do your parents feel it would be for YOU to: have one or two drinks of an alcoholic beverage nearly every day?

Response	6	8	10	12	Total	
Very wrong	81.0	86.7	81.7	65.0	82.6	
Wrong	9.0	9.8	9.8	25.0	10.4	
A little bit wrong	8.0	2.8	6.1	5.0	5.2	
Not at all wrong	2.0	0.7	2.4	5.0	1.7	
N of Valid	100	143	82	20	345	
N of Miss	50	44	12	9	115	

Table 218: How wrong do your parents feel it would be for YOU to: smoke tobacco?

Response	6	8	10	12	Total	
Very wrong	88.1	95.2	81.5	80.0	89.1	
Wrong	5.0	4.1	11.1	20.0	6.9	
A little bit wrong	4.0	0.7	2.5	0.0	2.0	
Not at all wrong	3.0	0.0	4.9	0.0	2.0	
N of Valid	101	147	81	20	349	
N of Miss	49	40	13	9	111	

Table 219: How wrong do your parents feel it would be for YOU to: smoke marijuana?

Response	6	8	10	12	Total	
Very wrong	94.0	93.7	84.0	75.0	90.4	
Wrong	2.0	4.9	7.4	15.0	5.2	
A little bit wrong	3.0	1.4	4.9	5.0	2.9	
Not at all wrong	1.0	0.0	3.7	5.0	1.5	
N of Valid	100	143	81	20	344	
N of Miss	50	44	13	9	116	

Table 220: How wrong do your parents feel it would be for YOU to: use prescription drugs not prescribed to you?





Response	6	8	10	12	Total	
Very wrong	91.8	93.1	88.9	90.0	91.5	
Wrong	6.2	4.1	8.6	10.0	6.1	
A little bit wrong	2.1	2.8	1.2	0.0	2.0	
Not at all wrong	0.0	0.0	1.2	0.0	0.3	
N of Valid	97	145	81	20	343	
N of Miss	53	42	13	9	117	

Table 221: How wrong do your parents feel it would be for YOU to: steal something worth more than \$5?





Response	6	8	10	12	Total	
Very wrong	82.5	87.2	88.9	90.0	86.4	
Wrong	11.3	10.8	7.4	10.0	10.1	
A little bit wrong	4.1	2.0	2.5	0.0	2.6	
Not at all wrong	2.1	0.0	1.2	0.0	0.9	
N of Valid	97	148	81	20	346	
N of Miss	53	39	13	9	114	

Table 222: How wrong do your parents feel it would be for YOU to: draw graffiti, write things, or draw pictures on buildings or other property (without the owner's permission)?





Response	6	8	10	12	Total	
Very wrong	88.5	86.4	91.2	90.0	88.3	
Wrong	7.3	9.5	3.8	10.0	7.6	
A little bit wrong	3.1	3.4	5.0	0.0	3.5	
Not at all wrong	1.0	0.7	0.0	0.0	0.6	
N of Valid	96	147	80	20	343	
N of Miss	54	40	14	9	117	

Table 223: How wrong do your parents feel it would be for YOU to: pick a fight with someone?





Response	6	8	10	12	Total	
Very wrong	69.5	62.1	63.0	80.0	65.4	
Wrong	16.8	26.2	24.7	5.0	22.0	
A little bit wrong	10.5	10.3	9.9	15.0	10.6	
Not at all wrong	3.2	1.4	2.5	0.0	2.1	
N of Valid	95	145	81	20	341	
N of Miss	55	42	13	9	119	

Table 224: During the past 12 months, have you talked with at least one of your parents about the dangers of underage drinking and/or drinking and driving? By parents, we mean either your biological parents, adoptive parents, stepparents, or adult guardians - whether or not they live with you.



Response	6	8	10	12	Total	
No	54.3	59.2	58.0	55.0	57.3	
Yes	45.7	40.8	42.0	45.0	42.7	
N of Valid	94	142	81	20	337	
N of Miss	56	45	13	9	123	

Table 225: The rules in my family are clear.





Response	6	8	10	12	Total	
NO!	4.1	2.0	3.7	0.0	2.9	
no	5.2	4.1	6.2	15.8	5.5	
yes	22.7	32.0	44.4	42.1	32.8	
YES!	68.0	61.9	45.7	42.1	58.7	
N of Valid	97	147	81	19	344	
N of Miss	53	40	13	10	116	

Table 226: People in my family have serious arguments about the same things, and often insult or yell at each other.

Response	6	8	10	12	Total	
NO!	40.7	30.6	28.4	15.0	31.9	
no	27.5	38.1	42.0	40.0	36.3	
yes	18.7	19.0	23.5	45.0	21.5	
YES!	13.2	12.2	6.2	0.0	10.3	
N of Valid	91	147	81	20	339	
N of Miss	59	40	13	9	121	

Table 227: When I am not at home, one of my parents knows where I am and who I am with.

Response	6	8	10	12	Total	
NO!	1.1	0.7	3.7	0.0	1.5	
no	6.6	1.4	7.4	10.0	4.7	
yes	14.3	27.2	30.9	30.0	24.8	
YES!	78.0	70.7	58.0	60.0	69.0	
N of Valid	91	147	81	20	339	
N of Miss	59	40	13	9	121	

Table 228: My family has clear rules about alcohol and drug use.

Response	6	8	10	12	Total	
NO!	4.3	1.4	3.7	5.0	2.9	
no	5.4	5.5	11.1	15.0	7.4	
yes	15.1	24.7	29.6	20.0	22.9	
YES!	75.3	68.5	55.6	60.0	66.8	
N of Valid	93	146	81	20	340	
N of Miss	57	41	13	9	120	

Table 229: If you skipped school would you be caught by your parents?

Response	6	8	10	12	Total	
NO!	6.5	2.7	6.2	0.0	4.4	
no	5.4	8.2	14.8	20.0	9.7	
yes	15.1	21.9	28.4	35.0	22.4	
YES!	73.1	67.1	50.6	45.0	63.5	
N of Valid	93	146	81	20	340	
N of Miss	57	41	13	9	120	

Table 230: My parents ask if I've gotten my homework done.

Response	6	8	10	12	Total	
NO!	8.5	2.8	11.1	10.0	6.8	
no	8.5	11.7	21.0	25.0	13.8	
yes	16.0	29.0	34.6	35.0	27.1	
YES!	67.0	56.6	33.3	30.0	52.4	
N of Valid	94	145	81	20	340	
N of Miss	56	42	13	9	120	

Table 231: Would your parents know if you did not come home on time?

Response	6	8	10	12	Total	
NO!	3.3	0.7	4.9	0.0	2.4	
no	6.7	5.6	9.9	20.0	7.8	
yes	17.8	26.4	38.3	30.0	27.2	
YES!	72.2	67.4	46.9	50.0	62.7	
N of Valid	90	144	81	20	335	
N of Miss	60	43	13	9	125	

Table 232: Do you know how to properly dispose of leftover prescription drugs?



Response	6	8	10	12	Total	
No	67.0	63.4	65.4	52.4	64.2	
Yes	33.0	36.6	34.6	47.6	35.8	
N of Valid	91	142	78	21	332	
N of Miss	59	45	16	8	128	

Table 233: Have any of your brothers or sisters ever: drunk beer, wine or hard liquor (for example, vodka, whiskey or gin)?




Response	6	8	10	12	Total	
No	75.0	59.2	54.4	45.0	61.4	
Yes	19.3	36.6	43.0	50.0	34.3	
I don't have any brothers or sisters	5.7	4.2	2.5	5.0	4.3	
N of Valid	88	142	79	20	329	
N of Miss	62	45	15	9	131	

Table 234: Have any of your brothers or sisters ever: smoked marijuana?




Response	6	8	10	12	Total	
No	92.7	77.6	64.6	70.0	77.8	
Yes	1.2	18.2	32.9	25.0	17.9	
I don't have any brothers or sisters	6.1	4.2	2.5	5.0	4.3	
N of Valid	82	143	79	20	324	
N of Miss	68	44	15	9	136	

Table 235: Have any of your brothers or sisters ever: smoked cigarettes?




Response	6	8	10	12	Total	
No	79.1	66.7	66.2	70.0	70.1	
Yes	14.0	29.1	29.9	25.0	25.0	
I don't have any brothers or sisters	7.0	4.3	3.9	5.0	4.9	
N of Valid	86	141	77	20	324	
N of Miss	64	46	17	9	136	

Table 236: Have any of your brothers or sisters ever: taken a handgun to school?

Response	6	8	10	12	Total	
No	91.7	94.9	94.9	95.0	94.0	
Yes	2.4	0.7	2.6	0.0	1.6	
I don't have any brothers or sisters	6.0	4.4	2.6	5.0	4.4	
N of Valid	84	137	78	20	319	
N of Miss	66	50	16	9	141	

Table 237: Have any of your brothers or sisters ever: been suspended or expelled from school?

Response	6	8	10	12	Total	
No	76.8	68.1	68.4	75.0	70.8	
Yes	17.1	27.7	29.1	20.0	24.8	
I don't have any brothers or sisters	6.1	4.3	2.5	5.0	4.3	
N of Valid	82	141	79	20	322	
N of Miss	68	46	15	9	138	

Table 238: Have any of your brothers or sisters ever: used e-cigarettes, e-cigars or e-hookahs?

Response	6	8	10	12	Total	
No	91.7	83.5	81.0	85.0	85.1	
Yes	2.4	12.2	15.2	10.0	10.2	
I don't have any brothers or sisters	6.0	4.3	3.8	5.0	4.7	
N of Valid	84	139	79	20	322	
N of Miss	66	48	15	9	138	

Table 239: Have any of your brothers or sisters ever: used prescription drugs not prescribed to him/her?

Response	6	8	10	12	Total	
No	86.9	87.1	88.6	85.0	87.3	
Yes	7.1	8.6	8.9	10.0	8.4	
I don't have any brothers or sisters	6.0	4.3	2.5	5.0	4.3	
N of Valid	84	140	79	20	323	
N of Miss	66	47	15	9	137	



Table 240: Have you changed homes in the past year (the last 12 months)?



Response	6	8	10	12	Total	
No	77.2	71.3	76.9	76.2	74.6	
Yes	22.8	28.7	23.1	23.8	25.4	
N of Valid	92	143	78	21	334	
N of Miss	58	44	16	8	126	

Table 241: How many times have you changed homes since kindergarten?






Response	6	8	10	12	Total	
Never	41.1	31.0	32.9	47.6	35.2	
1 or 2 times	36.7	33.1	38.0	28.6	34.9	
3 or 4 times	13.3	23.4	15.2	9.5	17.9	
5 or 6 times	4.4	5.5	5.1	4.8	5.1	
7 or more times	4.4	6.9	8.9	9.5	6.9	
N of Valid	90	145	79	21	335	
N of Miss	60	42	15	8	125	

Table 242: Have you changed schools (including changing from elementary to middle and middle to high school) in the past year?



Response	6	8	10	12	Total	
No	43.8	76.8	75.9	85.7	68.3	
Yes	56.2	23.2	24.1	14.3	31.7	
N of Valid	89	142	79	21	331	
N of Miss	61	45	15	8	129	

Table 243: How many times have you changed schools since kindergarten (including changing from elementary to middle and middle to high school)?






Response	6	8	10	12	Total	
Never	42.2	27.5	37.2	50.0	35.2	
1 or 2 times	34.4	39.4	21.8	25.0	33.0	
3 or 4 times	17.8	23.2	28.2	25.0	23.0	
5 or 6 times	2.2	6.3	5.1	0.0	4.5	
7 or more times	3.3	3.5	7.7	0.0	4.2	
N of Valid	90	142	78	20	330	
N of Miss	60	45	16	9	130	

Table 244: Has anyone in your family ever had severe alcohol or drug problems?



Response	6	8	10	12	Total	
No	73.2	58.3	55.7	42.1	60.5	
Yes	26.8	41.7	44.3	57.9	39.5	
N of Valid	82	139	79	19	319	
N of Miss	68	48	15	10	141	

Table 245: About how many adults (over 21) have you known personally who in the past year have: used marijuana, crack, cocaine, or other drugs?






Response	6	8	10	12	Total	
0	75.9	60.3	41.8	42.9	58.4	
1	12.7	15.6	26.6	19.0	17.8	
2	8.9	12.1	15.2	9.5	11.9	
3-4	0.0	4.3	5.1	14.3	4.1	
5	2.5	7.8	11.4	14.3	7.8	
N of Valid	79	141	79	21	320	
N of Miss	71	46	15	8	140	

Table 246: About how many adults (over 21) have you known personally who in the past year have: sold or dealt drugs?






Response	6	8	10	12	Total	
0	88.3	73.6	69.6	52.4	74.8	
1	7.8	7.9	11.4	14.3	9.1	
2	1.3	5.7	7.6	9.5	5.4	
3-4	0.0	6.4	2.5	14.3	4.4	
5	2.6	6.4	8.9	9.5	6.3	
N of Valid	77	140	79	21	317	
N of Miss	73	47	15	8	143	

Table 247: About how many adults (over 21) have you known personally who in the past year have: done other things that could get them in trouble with the police, like stealing, selling stolen goods, mugging or assaulting others, etc.?






Response	6	8	10	12	Total	
0	80.5	67.2	64.6	66.7	69.7	
1	10.4	13.1	12.7	9.5	12.1	
2	6.5	8.8	11.4	0.0	8.3	
3-4	0.0	5.1	6.3	14.3	4.8	
5	2.6	5.8	5.1	9.5	5.1	
N of Valid	77	137	79	21	314	
N of Miss	73	50	15	8	146	

Table 248: About how many adults (over 21) have you known personally who in the past year have: gotten drunk or high?






Response	6	8	10	12	Total	
0	64.5	44.6	25.3	23.8	43.2	
1	19.7	19.4	26.6	9.5	20.6	
2	9.2	10.8	11.4	19.0	11.1	
3-4	1.3	8.6	11.4	23.8	8.6	
5	5.3	16.5	25.3	23.8	16.5	
N of Valid	76	139	79	21	315	
N of Miss	74	48	15	8	145	

Table 249: Have you seen or heard information about underage drinking in the past 12 months from the following sources? Radio

Response	6	8	10	12	Total	
No	45.0	55.5	59.3	55.0	53.8	
Yes	55.0	44.5	40.7	45.0	46.2	
N of Valid	80	137	81	20	318	
N of Miss	70	50	13	9	142	

Table 250: Have you seen or heard information about underage drinking in the past 12 months from the following sources? TV.

Response	6	8	10	12	Total	
No	31.2	31.2	36.2	35.0	32.7	
Yes	68.8	68.8	63.7	65.0	67.3	
N of Valid	77	138	80	20	315	
N of Miss	73	49	14	9	145	

Table 251: Have you seen or heard information about underage drinking in the past 12 months from the following sources? Print. This includes information on underage drinking you may have seen in the newspaper, on a billboard, in pamphlets, on stickers, etc.

Response	6	8	10	12	Total	
No	46.2	56.2	59.8	55.0	54.5	
Yes	53.8	43.8	40.2	45.0	45.5	
N of Valid	80	137	82	20	319	
N of Miss	70	50	12	9	141	

Table 252: Have you seen or heard information about underage drinking in the past 12 months from the following sources? Website or social media? (Facebook, Myspace, website, etc.)

Response	6	8	10	12	Total	
No	38.8	41.7	48.8	28.6	41.9	
Yes	61.3	58.3	51.2	71.4	58.1	
N of Valid	80	139	82	21	322	
N of Miss	70	48	12	8	138	

Table 253: The next questions ask about your opinions of the information you saw or heard. If you have seen or heard more than one ad, please think about your favorite ad when answering these questions. The information about underage drinking that I saw or heard was convincing.

Response	6	8	10	12	Total	
NO!	19.7	16.9	18.3	4.8	17.1	
no	2.6	17.6	25.6	33.3	17.1	
yes	15.8	25.7	23.2	52.4	24.4	
YES!	26.3	19.1	14.6	0.0	18.4	
I have not seen or heard any ads about underage drinking in the past 12 months.	35.5	20.6	18.3	9.5	22.9	
N of Valid	76	136	82	21	315	
N of Miss	74	51	12	8	145	

Table 254: The next questions ask about your opinions of the information you saw or heard. If you have seen or heard more than one ad, please think about your favorite ad when answering these questions. The information about underage drinking that I saw or heard grabbed my attention.

Response	6	8	10	12	Total	
NO!	14.7	17.0	17.3	9.5	16.0	
no	8.0	18.5	23.5	28.6	17.9	
yes	14.7	28.9	23.5	52.4	25.6	
YES!	26.7	15.6	16.0	0.0	17.3	
I have not seen or heard any ads about underage drinking in the past 12 months.	36.0	20.0	19.8	9.5	23.1	
N of Valid	75	135	81	21	312	
N of Miss	75	52	13	8	148	

Table 255: The next questions ask about your opinions of the information you saw or heard. If you have seen or heard more than one ad, please think about your favorite ad when answering these questions. The information about underage drinking that I saw or heard said something important to me.

Response	6	8	10	12	Total	
NO!	12.3	16.3	18.5	4.8	15.2	
no	6.8	20.7	27.2	42.9	20.6	
yes	12.3	23.7	18.5	42.9	21.0	
YES!	31.5	17.8	14.8	0.0	19.0	
I have not seen or heard any ads about underage drinking in the past 12 months.	37.0	21.5	21.0	9.5	24.2	
N of Valid	73	135	81	21	310	
N of Miss	77	52	13	8	150	

Table 256: The next questions ask about your opinions of the information you saw or heard. If you have seen or heard more than one ad, please think about your favorite ad when answering these questions. Seeing or hearing this information about underage drinking made me want to stop or decrease my drinking.










Response	6	8	10	12	Total	
NO!	16.9	16.3	19.8	14.3	17.2	
no	4.2	17.9	22.2	33.3	16.9	
yes	4.2	13.0	9.9	38.1	11.8	
YES!	28.2	22.8	22.2	4.8	22.6	
I have not seen or heard any ads about underage drinking in the past 12 months.	46.5	30.1	25.9	9.5	31.4	
N of Valid	71	123	81	21	296	
N of Miss	79	64	13	8	164	

Table 257: How honest were you in filling out this survey?

Response	6	8	10	12	Total	
I was very honest	87.8	81.7	86.6	63.6	83.2	
I was honest pretty much of the time	9.8	15.5	9.8	22.7	13.1	
I was honest some of the time	2.4	1.4	3.7	4.5	2.4	
I was honest once in a while	0.0	1.4	0.0	9.1	1.2	
I was not honest at all	0.0	0.0	0.0	0.0	0.0	
N of Valid	82	142	82	22	328	
N of Miss	68	45	12	7	132	