

# 2012 APNA

Arkansas Prevention Needs Assessment Student Survey



**Lonoke County Tables**

Arkansas Department of Human Services  
**Division of Behavioral Health Services**  
**Prevention Services**

Conducted by International Survey Associates dba Pride Surveys



## Contents

1	INTRODUCTION	10
2	PERCENTAGE TABLES	15

## List of Tables

1	Sex	16
2	Age	16
3	Are you Hispanic or Latino?	16
4	What is your race? Black or African American	17
5	What is your race? Asian	17
6	What is your race? American Indian	17
7	What is your race? Alaska Native	17
8	What is your race? White	18
9	What is your race? Native Hawaiian or Other Pacific Islander	18
10	What is your race? Other	18
11	What is the highest level of schooling completed by your mother or father?	19
12	Think of where you live most of the time. Which of the following people live there with you? Mother	19
13	Think of where you live most of the time. Which of the following people live there with you? Stepmother	19
14	Think of where you live most of the time. Which of the following people live there with you? Foster Mother	20
15	Think of where you live most of the time. Which of the following people live there with you? Grandmother	20
16	Think of where you live most of the time. Which of the following people live there with you? Aunt	20
17	Think of where you live most of the time. Which of the following people live there with you? Father	20
18	Think of where you live most of the time. Which of the following people live there with you? Stepfather	21
19	Think of where you live most of the time. Which of the following people live there with you? Foster Father	21
20	Think of where you live most of the time. Which of the following people live there with you? Grandfather	21
21	Think of where you live most of the time. Which of the following people live there with you? Uncle	21
22	Think of where you live most of the time. Which of the following people live there with you? Other Adults	22
23	Think of where you live most of the time. Which of the following people live there with you? Brother(s)	22
24	Think of where you live most of the time. Which of the following people live there with you? Stepbrother(s)	22
25	Think of where you live most of the time. Which of the following people live there with you? Sister(s)	22
26	Think of where you live most of the time. Which of the following people live there with you? Stepsister(s)	23

27	Think of where you live most of the time. Which of the following people live there with you? Other Children . . . . .	23
28	In my school, students have lots of chances to help decide things like class activities and rules. . . . .	23
29	Teachers ask me to work on special classroom projects. . . . .	23
30	My teacher(s) notices when I am doing a good job and lets me know about it. . . . .	24
31	There are lots of chances for students in my school to get involved in sports, clubs, and other school activities outside of class. . . . .	24
32	There are lots of chances for students in my school to talk with a teacher one-on-one. . . . .	24
33	I feel safe at my school. . . . .	25
34	The school lets my parents know when I have done something well. . . . .	25
35	My teachers praise me when I work hard in school. . . . .	25
36	Are your school grades better than the grades of most students in your class? . . . . .	26
37	I have lots of chances to be part of class discussions or activities. . . . .	26
38	Now thinking back over the past year in school, how often did you: enjoy being in school? . . . . .	26
39	Now thinking back over the past year in school, how often did you: hate being in school? . . . . .	27
40	Now thinking back over the past year in school, how often did you: try to do your best work in school? . . . . .	27
41	How often do you feel that the school work you are assigned is meaningful and important? . . . . .	27
42	Putting them all together, what were your grades like last year? . . . . .	28
43	How important do you think the things you are learning in school are going to be for your later life? . . . . .	28
44	How interesting are most of your courses to you? . . . . .	28
45	During the LAST FOUR WEEKS how many whole days of school have you missed because you skipped or 'cut'? . . . . .	29
46	What are the chances you would be seen as cool if you: smoked cigarettes? . . . . .	29
47	What are the chances you would be seen as cool if you: worked hard at school? . . . . .	29
48	What are the chances you would be seen as cool if you: began drinking alcoholic beverages regularly, that is, at least once or twice a month? . . . . .	30
49	What are the chances you would be seen as cool if you: defended someone who was being verbally abused at school? . . . . .	30
50	What are the chances you would be seen as cool if you: smoked marijuana? . . . . .	30
51	What are the chances you would be seen as cool if you: carried a handgun? . . . . .	31

52	Think of your four best friends (the friends you feel closest to). In the past year (12 months), how many of your best friends have: participated in clubs, organizations or activities at school? . . . . .	31
53	Think of your four best friends (the friends you feel closest to). In the past year (12 months), how many of your best friends have: smoked cigarettes? . . . . .	31
54	Think of your four best friends (the friends you feel closest to). In the past year (12 months), how many of your best friends have: tried beer, wine or hard liquor (for example, vodka, whiskey, or gin) when their parents didn't know about it? . . . . .	32
55	Think of your four best friends (the friends you feel closest to). In the past year (12 months), how many of your best friends have: made a commitment to stay drug-free? . . . . .	32
56	Think of your four best friends (the friends you feel closest to). In the past year (12 months), how many of your best friends have: used marijuana? . . . . .	32
57	Think of your four best friends (the friends you feel closest to). In the past year (12 months), how many of your best friends have: used prescription drugs or non-prescription drugs for the purposes of getting high? . . . . .	33
58	Think of your four best friends (the friends you feel closest to). In the past year (12 months), how many of your best friends have: used synthetic marijuana (K2, spice) or bath salts? . . . . .	33
59	Think of your four best friends (the friends you feel closest to). In the past year (12 months), how many of your best friends have: used LSD, cocaine, amphetamines, or other illegal drugs? . . . . .	33
60	Think of your four best friends (the friends you feel closest to). In the past year (12 months), how many of your best friends have: tried to do well in school? . . . . .	34
61	Think of your four best friends (the friends you feel closest to). In the past year (12 months), how many of your best friends have: been suspended from school? . . . . .	34
62	Think of your four best friends (the friends you feel closest to). In the past year (12 months), how many of your best friends have: liked school? . . . . .	34
63	Think of your four best friends (the friends you feel closest to). In the past year (12 months), how many of your best friends have: carried a handgun? . . . . .	35
64	Think of your four best friends (the friends you feel closest to). In the past year (12 months), how many of your best friends have: sold illegal drugs? . . . . .	35
65	Think of your four best friends (the friends you feel closest to). In the past year (12 months), how many of your best friends have: regularly attended religious services? . . . . .	35

66	Think of your four best friends (the friends you feel closest to). In the past year (12 months), how many of your best friends have: stolen or tried to steal a motor vehicle such as a car or motorcycle?	36
67	Think of your four best friends (the friends you feel closest to). In the past year (12 months), how many of your best friends have: been arrested?	36
68	Think of your four best friends (the friends you feel closest to). In the past year (12 months), how many of your best friends have: dropped out of school?	36
69	Think of your four best friends (the friends you feel closest to). In the past year (12 months), how many of your best friends have: been members of a gang?	37
70	How old were you when you first: smoked marijuana?	37
71	How old were you when you first: smoked a cigarette, even just a puff?	38
72	How old were you when you first: had more than a sip or two of beer, wine or hard liquor (for example, vodka, whiskey, or gin)?	38
73	How old were you when you first: began drinking alcoholic beverages regularly, that is, at least once or twice a month?	39
74	How old were you when you first: used Daztrex?	39
75	How old were you when you first: got suspended from school?	40
76	How old were you when you first: got arrested?	40
77	How old were you when you first: carried a handgun?	41
78	How old were you when you first: attacked someone with the idea of seriously hurting them?	41
79	How old were you when you first: belonged to a gang?	42
80	How wrong do you think it is for someone your age to: take a handgun to school?	42
81	How wrong do you think it is for someone your age to: steal anything worth more than \$5?	42
82	How wrong do you think it is for someone your age to: pick a fight with someone?	43
83	How wrong do you think it is for someone your age to: attack someone with the idea of seriously hurting them?	43
84	How wrong do you think it is for someone your age to: stay away from school all day when their parents think they are at school?	43
85	How wrong do you think it is for someone your age to: drink beer, wine or hard liquor (for example, vodka, whiskey, or gin) regularly?	44
86	How wrong do you think it is for someone your age to: smoke cigarettes?	44
87	How wrong do you think it is for someone your age to: smoke marijuana?	44
88	How wrong do you think it is for someone your age to: use prescription drugs or non-prescription drugs for the purpose of getting high?	45

89	How wrong do you think it is for someone your age to: use synthetic marijuana (K2, spice) or bath salts?	45
90	How wrong do you think it is for someone your age to: use LSD, cocaine, amphetamines or another illegal drug?	45
91	At school during the past 12 months, did you receive help from the resource teacher, speech therapist or other special education teacher?	46
92	How many times in the past year (12 months) have you: been suspended from school?	46
93	How many times in the past year (12 months) have you: carried a handgun?	46
94	How many times in the past year (12 months) have you: sold illegal drugs?	47
95	How many times in the past year (12 months) have you: stolen or tried to steal a motor vehicle such as a car or motorcycle?	47
96	How many times in the past year (12 months) have you: participated in clubs, organizations or activities at school?	48
97	How many times in the past year (12 months) have you: been arrested?	48
98	How many times in the past year (12 months) have you: attacked someone with the idea of seriously hurting them?	49
99	How many times in the past year (12 months) have you: been drunk or high at school?	49
100	How many times in the past year (12 months) have you: taken a handgun to school?	50
101	Are you currently on probation, or assigned a probation officer with Juvenile Court?	50
102	Have you ever belonged to a gang?	50
103	If you have ever belonged to a gang, did that gang have a name?	51
104	You are at a party at someone's house, and one of your friends offers you a drink containing alcohol. What would you say or do?	51
105	How often do you attend religious services or activities?	51
106	I think sometimes it's okay to cheat at school.	52
107	It is important to think before you act.	52
108	Sometimes I think that life is not worth it.	52
109	At times I think I am no good at all.	53
110	All in all, I am inclined to think that I am a failure.	53
111	In the past year, have you felt depressed or sad MOST days, even if you felt okay sometimes?	53
112	It is all right to beat up people if they start the fight.	54
113	I think it is okay to take something without asking if you can get away with it.	54
114	Where do you get the most information about living a drug and alcohol free life? Parents/guardians	54
115	Where do you get the most information about living a drug and alcohol free life? Friends	55

116	Where do you get the most information about living a drug and alcohol free life? Family members . . . . .	55
117	Where do you get the most information about living a drug and alcohol free life? School . . . . .	55
118	Where do you get the most information about living a drug and alcohol free life? Internet . . . . .	56
119	Where do you get the most information about living a drug and alcohol free life? TV . . . . .	56
120	Where do you get the most information about living a drug and alcohol free life? Social media . . . . .	56
121	How much do you think people risk harming themselves (physically or in other ways) if they: smoked one or more packs of cigarettes per day? . . . . .	57
122	How much do you think people risk harming themselves (physically or in other ways) if they: try marijuana once or twice? . . . . .	57
123	How much do you think people risk harming themselves (physically or in other ways) if they: smoke marijuana once or twice a week? . . . . .	57
124	How much do you think people risk harming themselves (physically or in other ways) if they: take one or two drinks of an alcoholic beverage (beer, wine, liquor) nearly every day? . . . . .	58
125	How much do you think people risk harming themselves (physically or in other ways) if they: have five or more drinks of an alcoholic beverage once or twice each weekend? . . . . .	58
126	How much do you think people risk harming themselves (physically or in other ways) if they: use prescription drugs that are not prescribed to them? . . . . .	58
127	How much do you think people risk harming themselves (physically or in other ways) if they: use non-prescription drugs to get high? . . . . .	59
128	Have you ever used smokeless tobacco (chew, snuff, plug, dipping tobacco, or chewing tobacco)? . . . . .	59
129	How often have you taken smokeless tobacco during the past 30 days? . . . . .	59
130	Have you ever smoked cigarettes? . . . . .	60
131	How frequently have you smoked cigarettes during the past 30 days? . . . . .	60
132	Which statement best describes rules about smoking inside your home? . . . . .	60
133	Which statement best describes rules about smoking in your family cars? . . . . .	61
134	During this school year, were you taught in any of your classes about the dangers of tobacco use? . . . . .	61
135	During the past 12 months, have you participated in any community activities to discourage people your age from using cigarettes, chewing tobacco, snuff, dip or cigars? . . . . .	61
136	Think back over the last two weeks. How many times have you had five or more alcoholic drinks in a row? . . . . .	62

137	During the past 30 days, how many times did you ride in a car or other vehicle driven by someone who had been drinking alcohol or using drugs to get high? . . . . .	62
138	During the past 30 days, how many times did you drive a car or other vehicle when you had been drinking alcohol or using drugs to get high? . . . . .	62
139	If you drank alcohol (not just a sip or taste) in the past year, how did you usually get it? . . . . .	63
140	If you drank alcohol (not just a sip or taste) in the past year, where did you usually drink it? . . . . .	63
141	How do you feel about someone your age having one or two drinks of an alcoholic beverage nearly every day? . . . . .	64
142	On how many occasions have you had alcoholic beverages (beer, wine or hard liquor) to drink in your lifetime - more than just a few sips? . . . . .	64
143	On how many occasions have you drunk one of more drinks of an alcoholic beverage during the past 30 days? . . . . .	64
144	On how many occasions have you used marijuana (grass, pot) or hashish (hash, hash oil) in your lifetime? . . . . .	65
145	On how many occasions have you used marijuana (grass, pot) or hashish (hash, hash oil) during the past 30 days? . . . . .	65
146	On how many occasions have you used LSD or other psychedelics in your lifetime? . . . . .	65
147	On how many occasions have you used LSD or other psychedelics during the past 30 days? . . . . .	66
148	On how many occasions have you used cocaine or crack in your lifetime? . . . . .	66
149	On how many occasions have you used cocaine or crack during the past 30 days? . . . . .	66
150	On how many occasions have you sniffed glue, breathed the contents of an aerosol spray can, or inhaled other gases or sprays, in order to get high in your lifetime? . . . . .	67
151	On how many occasions have you sniffed glue, breathed the contents of an aerosol spray can, or inhaled other gases or sprays, in order to get high during the past 30 days? . . . . .	67
152	On how many occasions have you used Daztrex in your lifetime? . . . . .	68
153	On how many occasions have you used Daztrex during the past 30 days? . . . . .	68
154	On how many occasions have you used synthetic marijuana in your lifetime? . . . . .	68
155	On how many occasions have you used synthetic marijuana during the past 30 days? . . . . .	69
156	On how many occasions have you used methamphetamines (meth, speed, crank, crystal meth) in your lifetime? . . . . .	69

157	On how many occasions have you used methamphetamines (meth, speed, crank, crystal meth) in the past 30 days? . . . . .	69
158	On how many occasions have you used other chemical products (bath salts, plant food, etc.) in your lifetime? . . . . .	70
159	On how many occasions have you used other chemical products (bath salts, plant food, etc.) during the past 30 days? . . . . .	70
160	On how many occasions have you used heroin or other opiates in your lifetime? . . . . .	70
161	On how many occasions have you used heroin or other opiates during the past 30 days? . . . . .	71
162	On how many occasions have you used MDMA ('X', 'E', or ecstasy) in your lifetime? . . . . .	71
163	On how many occasions have you used MDMA ('X', 'E', or ecstasy) during the past 30 days? . . . . .	71
164	On how many occasions have you taken prescription drugs (such as Valium, Xanax, Ritalin, Adderall, OxyContin, Darvocet, or sleeping pills) not prescribed to you in your lifetime? . . . . .	72
165	On how many occasions have you taken prescription drugs (such as Valium, Xanax, Ritalin, Adderall, OxyContin, Darvocet, or sleeping pills) not prescribed to you during the past 30 days? . . . . .	72
166	On how many occasions have you taken non-prescription medicines such as diet pills (for example, Dietac, Dexatrim or Prolamine), stay-awake pills (for example No-Doz, Vivarin, or Wake), or cough or cold medicines (robos, DXM, etc.) to get high in your lifetime? . . . . .	73
167	On how many occasions have you taken non-prescription medicines such as diet pills (for example, Dietac, Dexatrim or Prolamine), stay-awake pills (for example No-Doz, Vivarin, or Wake), or cough or cold medicines (robos, DXM, etc.) to get high during the past 30 days? . . . . .	73
168	On how many occasions have you been drunk or very high from drinking alcoholic beverages during the past 30 days? . . . . .	74
169	On how many occasions have you drunk flavored alcoholic beverages, sometimes called 'alcopops' (like Mike's Hard Lemonade, Smirnoff Ice, Bacardi Breezers, etc.) in your lifetime? . . . . .	74
170	On how many occasions have you drunk flavored alcoholic beverages, sometimes called 'alcopops' (like Mike's Hard Lemonade, Smirnoff Ice, Bacardi Breezers, etc.) during the past 30 days? . . . . .	75
171	If you used prescription drugs or over the counter drugs without a doctor telling you to use it or for the purpose of getting high, where did you get these drugs? . . . . .	75
172	During the last month, about how many marijuana cigarettes, or the equivalent, did you smoke a day, on the average? . . . . .	76
173	How wrong do your friends feel it would be for YOU to: drink alcohol? . . . . .	76
174	How wrong do your friends feel it would be for YOU to: smoke tobacco? . . . . .	76

175	How wrong do your friends feel it would be for YOU to: smoke marijuana? . . . . .	77
176	How wrong do your friends feel it would be for YOU to: use prescription drugs not prescribed to you . . . . .	77
177	How wrong would most adults (over 21) in your neighborhood think it is for kids your age: to use marijuana? . . . . .	77
178	How wrong would most adults (over 21) in your neighborhood think it is for kids your age: to drink alcohol? . . . . .	78
179	How wrong would most adults (over 21) in your neighborhood think it is for kids your age: to smoke cigarettes? . . . . .	78
180	How much do each of the following statements describe your neighborhood? crime and/or drug selling . . . . .	78
181	How much do each of the following statements describe your neighborhood? fights . . . . .	79
182	How much do each of the following statements describe your neighborhood? lots of empty or abandoned buildings . . . . .	79
183	How much do each of the following statements describe your neighborhood? lots of graffiti . . . . .	79
184	I feel safe in my neighborhood. . . . .	80
185	If a kid smoked marijuana in your neighborhood would he or she be caught by the police? . . . . .	80
186	If a kid drank some beer, wine or hard liquor (for example, vodka, whiskey, or gin) in your neighborhood would he or she be caught by the police? . . . . .	80
187	If a kid carried a handgun in your neighborhood would he or she be caught by the police? . . . . .	81
188	If you wanted to get some cigarettes, how easy would it be for you to get some? . . . . .	81
189	If you wanted to get some beer, wine or hard liquor (for example, vodka, whiskey, or gin), how easy would it be for you to get some? . . . . .	81
190	If you wanted to get a drug like cocaine, LSD, or amphetamines, how easy would it be for you to get some? . . . . .	82
191	If you wanted to get a handgun, how easy would it be for you to get one? . . . . .	82
192	If you wanted to get some marijuana, how easy would it be for you to get some? . . . . .	82
193	If you wanted to get prescription drugs for the purpose of getting high, how easy would it be for you to get some? . . . . .	83
194	If you wanted to get synthetic marijuana such as K2 or chemical products such as bath salts to get high, how easy would it be for you to get some? . . . . .	83
195	If you wanted to get steroids to enhance athletic performance, how easy would it be for you to get some? . . . . .	83



196	During the past 12 months, have you participated in any alcohol prevention programs or seen any alcohol prevention messages in your school or community? Yes, a school-based program focused on preventing underage drinking and/or drinking and driving. . . .	84
197	During the past 12 months, have you participated in any alcohol prevention programs or seen any alcohol prevention messages in your school or community? Yes, a community-based program focused on preventing underage drinking and/or drinking and driving (for example, through your church or temple or through youth groups like Boys and Girls Club or 4-H). . . .	84
198	During the past 12 months, have you participated in any alcohol prevention programs or seen any alcohol prevention messages in your school or community? Yes, a media campaign addressing underage drinking and/or drinking and driving (for example, newspaper ads, posters, pamphlets, radio, TV). . . .	84
199	During the past 12 months, have you participated in any alcohol prevention programs or seen any alcohol prevention messages in your school or community? No . . . .	84
200	How wrong do your parents feel it would be for YOU to: drink beer, wine or hard liquor (for example, vodka, whiskey or gin) regularly? .	85
201	How wrong do your parents feel it would be for YOU to: smoke tobacco? . . . .	85
202	How wrong do your parents feel it would be for YOU to: smoke marijuana? . . . .	85
203	How wrong do your parents feel it would be for YOU to: use prescription drugs not prescribed to you? . . . .	86
204	How wrong do your parents feel it would be for YOU to: steal something worth more than \$5? . . . .	86
205	How wrong do your parents feel it would be for YOU to: draw graffiti, write things, or draw pictures on buildings or other property (without the owner's permission)? . . . .	86
206	How wrong do your parents feel it would be for YOU to: pick a fight with someone? . . . .	87
207	During the past 12 months, have you talked with at least one of your parents about the dangers of underage drinking and/or drinking and driving? By parents, we mean either your biological parents, adoptive parents, stepparents, or adult guardians - whether or not they live with you. . . .	87
208	The rules in my family are clear. . . .	87
209	People in my family often insult or yell at each other. . . .	88
210	When I am not at home, one of my parents knows where I am and who I am with. . . .	88
211	We argue about the same things in my family over and over. . . .	88

212	If you drank some beer or wine or liquor (for example, vodka, whiskey, or gin) without your parents' permission, would you be caught by your parents? . . . .	89
213	My family has clear rules about alcohol and drug use. . . .	89
214	If you carried a handgun without your parents' permission, would you be caught by your parents? . . . .	89
215	If you skipped school would you be caught by your parents? . . . .	90
216	My parents ask if I've gotten my homework done. . . .	90
217	People in my family have serious arguments. . . .	90
218	Would your parents know if you did not come home on time? . . . .	91
219	Have any of your brothers or sisters ever: drunk beer, wine or hard liquor (for example, vodka, whiskey or gin)? . . . .	91
220	Have any of your brothers or sisters ever: smoked marijuana? . . . .	91
221	Have any of your brothers or sisters ever: smoked cigarettes? . . . .	91
222	Have any of your brothers or sisters ever: taken a handgun to school? . . . .	92
223	Have any of your brothers or sisters ever: been suspended or expelled from school? . . . .	92
224	Have you changed homes in the past year (the last 12 months)? . . .	92
225	How many times have you changed homes since kindergarten? . . .	92
226	Have you changed schools (including changing from elementary to middle and middle to high school) in the past year? . . . .	93
227	How many times have you changed schools since kindergarten (including changing from elementary to middle and middle to high school)? . . . .	93
228	Has anyone in your family ever had severe alcohol or drug problems? . . .	93
229	About how many adults (over 21) have you known personally who in the past year have: used marijuana, crack, cocaine, or other drugs? . . .	94
230	About how many adults (over 21) have you known personally who in the past year have: sold or dealt drugs? . . . .	94
231	About how many adults (over 21) have you known personally who in the past year have: done other things that could get them in trouble with the police, like stealing, selling stolen goods, mugging or assaulting others, etc.? . . . .	94
232	About how many adults (over 21) have you known personally who in the past year have: gotten drunk or high? . . . .	95
233	Have you seen or heard information about underage drinking in the past 12 months from the following sources? Radio . . . .	95
234	Have you seen or heard information about underage drinking in the past 12 months from the following sources? TV. . . .	95
235	Have you seen or heard information about underage drinking in the past 12 months from the following sources? Print. This includes information on underage drinking you may have seen in the newspaper, on a billboard, in pamphlets, on stickers, etc. . . .	95



236	Have you seen or heard information about underage drinking in the past 12 months from the following sources? Website or social media? (Facebook, Myspace, website, etc.) . . . . .	96
237	The next questions ask about your opinions of the information you saw or heard. If you have seen or heard more than one ad, please think about your favorite ad when answering these questions. The information about underage drinking that I saw or heard was convincing. . . . .	96
238	The next questions ask about your opinions of the information you saw or heard. If you have seen or heard more than one ad, please think about your favorite ad when answering these questions. The information about underage drinking that I saw or heard grabbed my attention. . . . .	96
239	The next questions ask about your opinions of the information you saw or heard. If you have seen or heard more than one ad, please think about your favorite ad when answering these questions. The information about underage drinking that I saw or heard said something important to me. . . . .	97
240	The next questions ask about your opinions of the information you saw or heard. If you have seen or heard more than one ad, please think about your favorite ad when answering these questions. Seeing or hearing this information about underage drinking made me want to stop or decrease my drinking. . . . .	97
241	How honest were you in filling out this survey? . . . . .	97

## List of Figures

1	Grade Chart . . . . .	11
2	Gender Chart . . . . .	12
3	Age Chart . . . . .	13
4	Ethnic Origin Chart . . . . .	14

# 1 INTRODUCTION

This report was generated from data collected on the *2012 Arkansas Prevention Needs Assessment Student Survey*. This report contains basic frequency tables of all data collected and graphs on the selected demographic variables of grade, gender, age and ethnic origin. The graph on ethnic origin is represented as a bar chart rather than as a pie chart. This is because students were allowed to mark more than one response for ethnic origin as opposed to being allowed to mark only one response. The bars represent the percent of students who marked each of the ethnic categories.

Questions regarding the information found in this report can be directed to:

**Pride Surveys**

160 Vanderbilt Court  
Bowling Green, KY 42103  
1-800-279-6361  
[www.pridesurveys.com](http://www.pridesurveys.com)

# Grade Chart

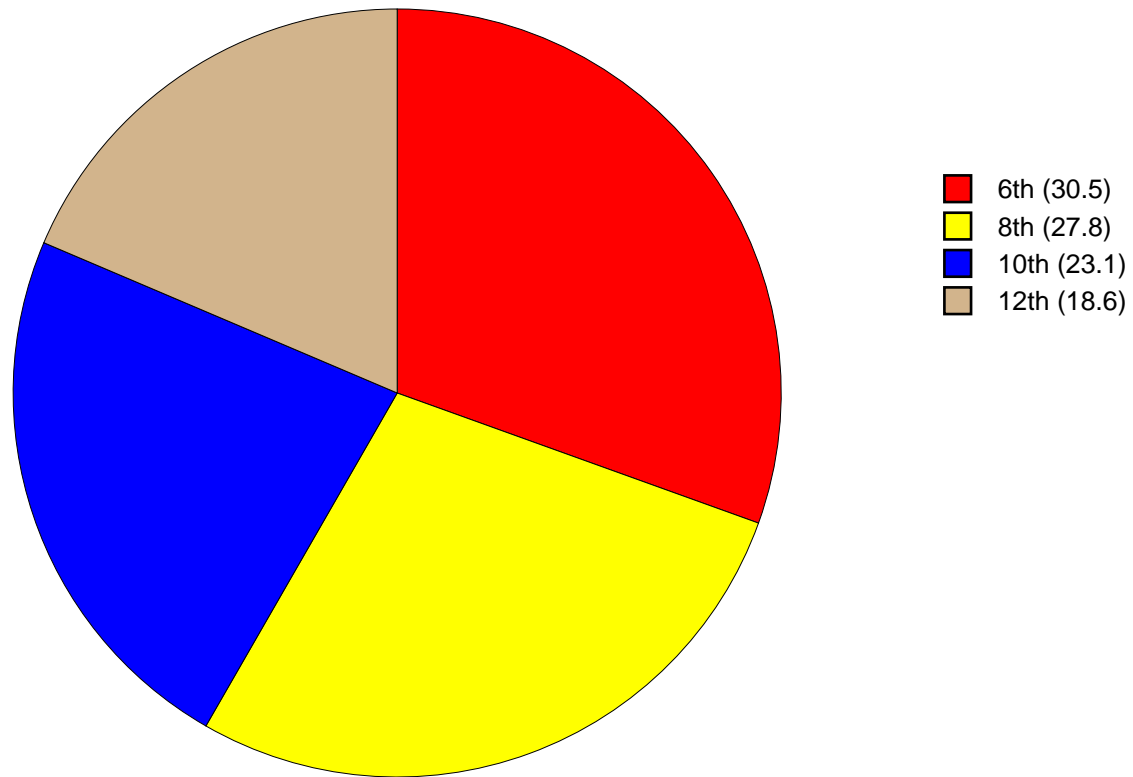


Figure 1: Grade Chart

## Gender Chart

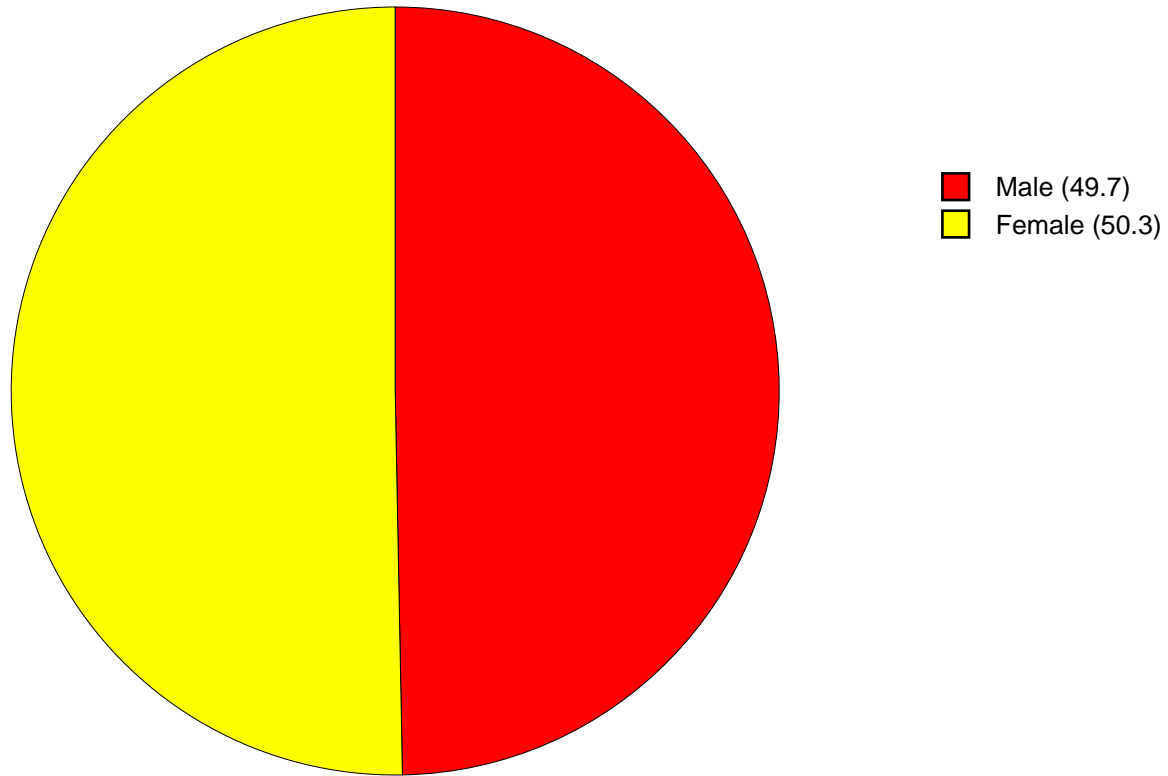


Figure 2: Gender Chart

# Age Chart

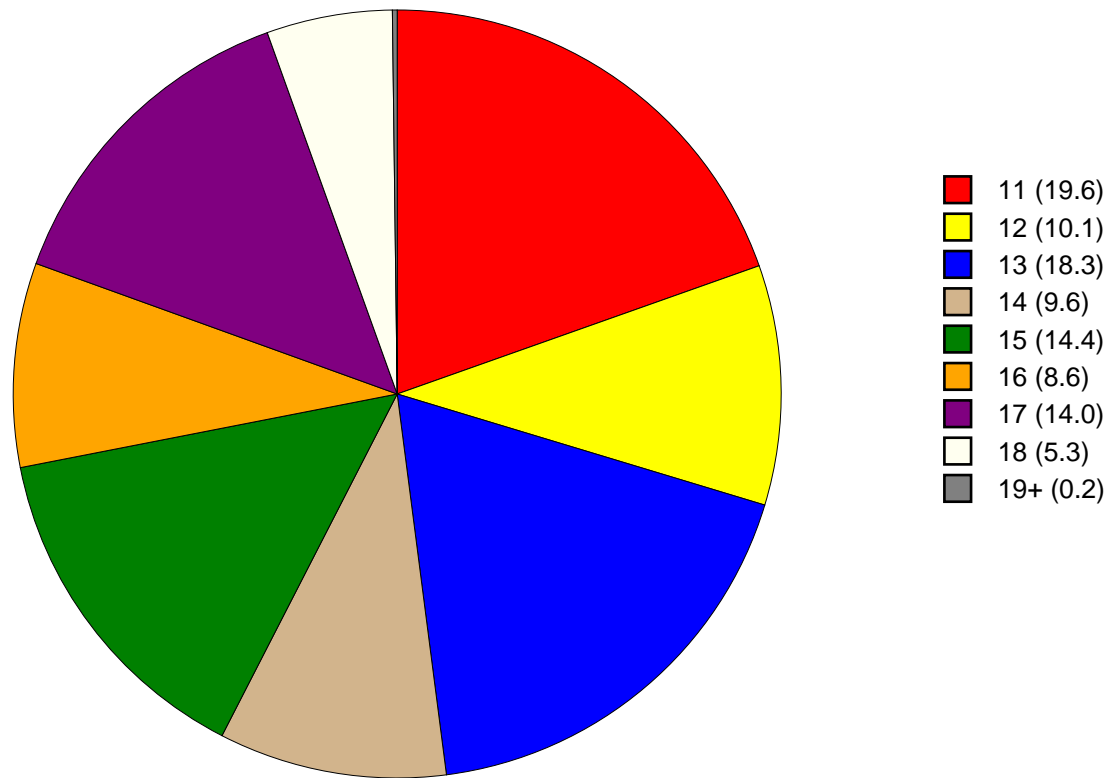


Figure 3: Age Chart

# Ethnic Origin Chart

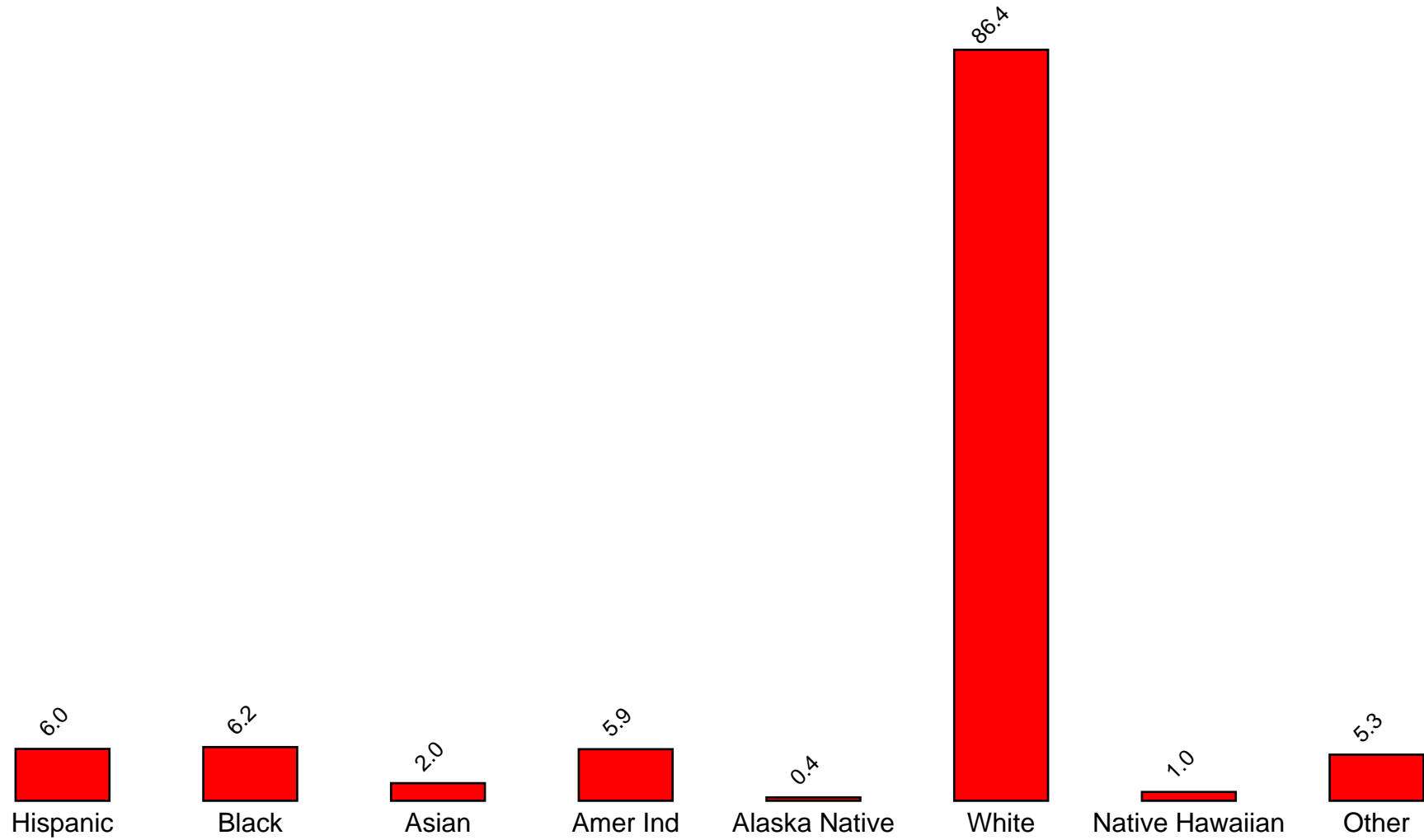


Figure 4: Ethnic Origin Chart

## 2 PERCENTAGE TABLES

The following tables contain frequency distribution detailing how your students responded to each question on the survey. The tables appear in the same order as the questions on the survey. The tables include breakdowns by grade level as well as overall percentages. The *N of Valid* row is a frequency count of the number of valid responses to each question for each grade and overall. The *N of Miss* row is a frequency count of the number of invalid (marked more than one response) or missing (i.e. did not respond) responses to each question for each grade and overall.

For the questions that allowed more than one response (i.e. race, live with, etc.) each response becomes a separate table. If a student did not mark the response, that was counted as a NO response, and if they did mark the response, that was counted as a YES response. Since a non response is a valid response for these questions, the *N of Miss* will always be zero for these questions.



Table 1: Sex

Response	6	8	10	12	Total	
Male	49.9	47.4	51.4	50.6	49.7	
Female	50.1	52.6	48.6	49.4	50.3	
N of Valid	867	793	659	530	2849	
N of Miss	7	3	3	3	16	

Table 2: Age

Response	6	8	10	12	Total	
10 or younger	0.0	0.0	0.0	0.0	0.0	
11	64.2	0.0	0.0	0.0	19.6	
12	32.8	0.3	0.0	0.0	10.1	
13	3.0	62.7	0.0	0.0	18.3	
14	0.0	34.7	0.2	0.0	9.6	
15	0.0	2.3	59.4	0.0	14.4	
16	0.0	0.0	36.4	0.8	8.6	
17	0.0	0.0	3.9	70.2	14.0	
18	0.0	0.0	0.2	28.1	5.3	
19 or older	0.0	0.0	0.0	0.9	0.2	
N of Valid	872	789	660	530	2851	
N of Miss	2	7	2	3	14	

Table 3: Are you Hispanic or Latino?

Response	6	8	10	12	Total	
No	94.8	94.9	92.9	93.0	94.0	
Yes	5.2	5.1	7.1	7.0	6.0	
N of Valid	796	777	646	531	2750	
N of Miss	78	19	16	2	115	

Table 4: What is your race? Black or African American



Response	6	8	10	12	Total	
No	94.4	94.1	93.4	93.1	93.8	
Yes	5.6	5.9	6.6	6.9	6.2	
N of Valid	874	796	662	533	2865	
N of Miss	0	0	0	0	0	

Table 5: What is your race? Asian



Response	6	8	10	12	Total	
No	98.1	97.5	98.5	97.9	98.0	
Yes	1.9	2.5	1.5	2.1	2.0	
N of Valid	874	796	662	533	2865	
N of Miss	0	0	0	0	0	

Table 6: What is your race? American Indian



Response	6	8	10	12	Total	
No	92.0	93.5	94.7	97.6	94.1	
Yes	8.0	6.5	5.3	2.4	5.9	
N of Valid	874	796	662	533	2865	
N of Miss	0	0	0	0	0	

Table 7: What is your race? Alaska Native



Response	6	8	10	12	Total	
No	99.7	99.7	99.2	99.8	99.6	
Yes	0.3	0.3	0.8	0.2	0.4	
N of Valid	874	796	662	533	2865	
N of Miss	0	0	0	0	0	

Table 8: What is your race? White



Response	6	8	10	12	Total	
No	16.7	12.1	13.6	10.7	13.6	
Yes	83.3	87.9	86.4	89.3	86.4	
N of Valid	874	796	662	533	2865	
N of Miss	0	0	0	0	0	

Table 9: What is your race? Native Hawaiian or Other Pacific Islander



Response	6	8	10	12	Total	
No	98.9	98.7	99.1	99.4	99.0	
Yes	1.1	1.3	0.9	0.6	1.0	
N of Valid	874	796	662	533	2865	
N of Miss	0	0	0	0	0	

Table 10: What is your race? Other



Response	6	8	10	12	Total	
No	92.6	95.2	95.8	96.1	94.7	
Yes	7.4	4.8	4.2	3.9	5.3	
N of Valid	874	796	662	533	2865	
N of Miss	0	0	0	0	0	

Table 11: What is the highest level of schooling completed by your mother or father?









Response	6	8	10	12	Total	
Completed grade school or less	1.8	1.4	1.5	1.3	1.5	
Some high school	3.1	3.3	9.6	10.9	6.2	
Completed high school	12.7	14.6	16.6	16.6	14.9	
Some college	11.2	14.7	19.3	21.1	15.9	
Completed college	25.6	25.8	26.6	31.3	27.0	
Graduate or professional school after college	10.9	12.5	9.7	9.8	10.9	
Don't know	32.7	26.4	15.2	7.5	22.1	
Does not apply	2.0	1.3	1.4	1.3	1.5	
N of Valid	841	783	657	530	2811	
N of Miss	33	13	5	3	54	

Table 12: Think of where you live most of the time. Which of the following people live there with you? Mother



Response	6	8	10	12	Total	
No	12.5	14.1	15.4	17.6	14.6	
Yes	87.5	85.9	84.6	82.4	85.4	
N of Valid	874	796	662	533	2865	
N of Miss	0	0	0	0	0	

Table 13: Think of where you live most of the time. Which of the following people live there with you? Stepmother



Response	6	8	10	12	Total	
No	93.4	93.5	90.9	91.0	92.4	
Yes	6.6	6.5	9.1	9.0	7.6	
N of Valid	874	796	662	533	2865	
N of Miss	0	0	0	0	0	

Table 14: Think of where you live most of the time. Which of the following people live there with you? Foster Mother



Response	6	8	10	12	Total	
No	99.4	99.6	99.1	99.6	99.4	
Yes	0.6	0.4	0.9	0.4	0.6	
N of Valid	874	796	662	533	2865	
N of Miss	0	0	0	0	0	

Table 15: Think of where you live most of the time. Which of the following people live there with you? Grandmother



Response	6	8	10	12	Total	
No	87.9	91.3	91.7	94.2	90.9	
Yes	12.1	8.7	8.3	5.8	9.1	
N of Valid	874	796	662	533	2865	
N of Miss	0	0	0	0	0	

Table 16: Think of where you live most of the time. Which of the following people live there with you? Aunt



Response	6	8	10	12	Total	
No	96.7	96.7	96.7	97.0	96.8	
Yes	3.3	3.3	3.3	3.0	3.2	
N of Valid	874	796	662	533	2865	
N of Miss	0	0	0	0	0	

Table 17: Think of where you live most of the time. Which of the following people live there with you? Father



Response	6	8	10	12	Total	
No	34.2	37.8	43.7	42.4	38.9	
Yes	65.8	62.2	56.3	57.6	61.1	
N of Valid	874	796	662	533	2865	
N of Miss	0	0	0	0	0	

Table 18: Think of where you live most of the time. Which of the following people live there with you? Stepfather



Response	6	8	10	12	Total	
No	84.2	83.4	78.5	81.4	82.2	
Yes	15.8	16.6	21.5	18.6	17.8	
N of Valid	874	796	662	533	2865	
N of Miss	0	0	0	0	0	

Table 19: Think of where you live most of the time. Which of the following people live there with you? Foster Father



Response	6	8	10	12	Total	
No	99.4	99.7	98.9	99.6	99.4	
Yes	0.6	0.3	1.1	0.4	0.6	
N of Valid	874	796	662	533	2865	
N of Miss	0	0	0	0	0	

Table 20: Think of where you live most of the time. Which of the following people live there with you? Grandfather



Response	6	8	10	12	Total	
No	92.3	95.1	95.0	96.8	94.6	
Yes	7.7	4.9	5.0	3.2	5.4	
N of Valid	874	796	662	533	2865	
N of Miss	0	0	0	0	0	

Table 21: Think of where you live most of the time. Which of the following people live there with you? Uncle



Response	6	8	10	12	Total	
No	96.9	97.2	95.8	97.4	96.8	
Yes	3.1	2.8	4.2	2.6	3.2	
N of Valid	874	796	662	533	2865	
N of Miss	0	0	0	0	0	

Table 22: Think of where you live most of the time. Which of the following people live there with you? Other Adults



Response	6	8	10	12	Total	
No	97.8	97.7	97.3	97.0	97.5	
Yes	2.2	2.3	2.7	3.0	2.5	
N of Valid	874	796	662	533	2865	
N of Miss	0	0	0	0	0	

Table 23: Think of where you live most of the time. Which of the following people live there with you? Brother(s)



Response	6	8	10	12	Total	
No	53.0	53.9	59.7	63.2	56.7	
Yes	47.0	46.1	40.3	36.8	43.3	
N of Valid	874	796	662	533	2865	
N of Miss	0	0	0	0	0	

Table 24: Think of where you live most of the time. Which of the following people live there with you? Stepbrother(s)



Response	6	8	10	12	Total	
No	93.2	94.0	93.1	95.9	93.9	
Yes	6.8	6.0	6.9	4.1	6.1	
N of Valid	874	796	662	533	2865	
N of Miss	0	0	0	0	0	

Table 25: Think of where you live most of the time. Which of the following people live there with you? Sister(s)



Response	6	8	10	12	Total	
No	56.3	54.3	62.2	64.5	58.6	
Yes	43.7	45.7	37.8	35.5	41.4	
N of Valid	874	796	662	533	2865	
N of Miss	0	0	0	0	0	



Table 26: Think of where you live most of the time. Which of the following people live there with you? Stepsister(s)



Response	6	8	10	12	Total	
No	93.8	94.8	94.1	94.7	94.3	
Yes	6.2	5.2	5.9	5.3	5.7	
N of Valid	874	796	662	533	2865	
N of Miss	0	0	0	0	0	

Table 27: Think of where you live most of the time. Which of the following people live there with you? Other Children



Response	6	8	10	12	Total	
No	95.1	96.2	95.0	93.6	95.1	
Yes	4.9	3.8	5.0	6.4	4.9	
N of Valid	874	796	662	533	2865	
N of Miss	0	0	0	0	0	

Table 28: In my school, students have lots of chances to help decide things like class activities and rules.





Response	6	8	10	12	Total	
NO!	12.2	10.7	11.8	14.5	12.1	
no	37.5	35.2	41.1	33.6	36.9	
yes	42.4	45.8	36.8	36.4	40.9	
YES!	7.9	8.3	10.3	15.5	10.0	
N of Valid	846	782	660	530	2818	
N of Miss	28	14	2	3	47	

Table 29: Teachers ask me to work on special classroom projects.





Response	6	8	10	12	Total	
NO!	9.1	8.3	12.7	10.4	10.0	
no	37.2	41.3	44.8	41.5	40.9	
yes	41.4	42.7	38.0	40.2	40.8	
YES!	12.3	7.6	4.4	7.9	8.3	
N of Valid	855	779	660	530	2824	
N of Miss	19	17	2	3	41	

Table 30: My teacher(s) notices when I am doing a good job and lets me know about it.

Response	6	8	10	12	Total
NO!	4.3	6.7	9.1	7.4	6.6
no	12.8	21.6	32.9	30.6	23.3
yes	46.2	49.9	45.4	49.1	47.6
YES!	36.7	21.8	12.6	12.9	22.5
N of Valid	860	781	659	529	2829
N of Miss	14	15	3	4	36

Table 31: There are lots of chances for students in my school to get involved in sports, clubs, and other school activities outside of class.

Response	6	8	10	12	Total
NO!	3.5	0.9	1.1	1.9	1.9
no	10.8	3.4	3.5	6.3	6.2
yes	39.1	31.5	33.1	32.5	34.4
YES!	46.6	64.1	62.3	59.3	57.5
N of Valid	859	783	661	526	2829
N of Miss	15	13	1	7	36

Table 32: There are lots of chances for students in my school to talk with a teacher one-on-one.

Response	6	8	10	12	Total
NO!	3.5	2.8	4.9	4.4	3.8
no	15.2	15.2	19.0	17.6	16.5
yes	47.7	50.5	52.0	54.3	50.7
YES!	33.6	31.5	24.1	23.7	29.0
N of Valid	855	777	659	527	2818
N of Miss	19	19	3	6	47

Table 33: I feel safe at my school.

Response	6	8	10	12	Total
NO!	3.2	3.9	4.4	4.9	4.0
no	6.0	10.6	10.3	7.2	8.5
yes	40.0	46.5	56.9	58.6	49.2
YES!	50.7	39.0	28.4	29.3	38.3
N of Valid	862	772	659	526	2819
N of Miss	12	24	3	7	46

Table 34: The school lets my parents know when I have done something well.

Response	6	8	10	12	Total
NO!	11.0	17.9	27.9	26.9	19.8
no	30.6	40.1	47.6	50.2	40.9
yes	38.5	32.1	20.0	17.7	28.5
YES!	20.0	9.9	4.4	5.2	10.8
N of Valid	847	776	655	524	2802
N of Miss	27	20	7	9	63

Table 35: My teachers praise me when I work hard in school.

Response	6	8	10	12	Total
NO!	8.3	10.7	19.0	12.6	12.3
no	22.7	30.7	41.2	43.6	33.2
yes	44.3	45.5	33.9	36.9	40.8
YES!	24.7	13.1	5.9	6.9	13.7
N of Valid	842	778	658	523	2801
N of Miss	32	18	4	10	64

Table 36: Are your school grades better than the grades of most students in your class?

Response	6	8	10	12	Total
NO!	9.3	6.9	8.0	5.7	7.7
no	28.3	26.1	30.9	21.7	27.1
yes	39.4	48.4	45.3	53.4	45.9
YES!	23.0	18.7	15.8	19.2	19.4
N of Valid	845	771	660	526	2802
N of Miss	29	25	2	7	63

Table 37: I have lots of chances to be part of class discussions or activities.

Response	6	8	10	12	Total
NO!	3.6	2.7	1.8	3.8	3.0
no	13.4	10.5	15.2	13.8	13.1
yes	47.1	57.9	60.6	60.4	55.7
YES!	35.8	28.9	22.4	22.0	28.2
N of Valid	851	775	657	523	2806
N of Miss	23	21	5	10	59

Table 38: Now thinking back over the past year in school, how often did you: enjoy being in school?

Response	6	8	10	12	Total
Never	7.8	7.2	9.5	7.6	8.0
Seldom	5.8	8.8	13.0	18.4	10.7
Sometimes	34.2	40.1	40.6	37.0	37.8
Often	24.9	28.2	28.6	28.5	27.3
Almost always	27.2	15.7	8.2	8.5	16.1
N of Valid	859	781	660	527	2827
N of Miss	15	15	2	6	38

Table 39: Now thinking back over the past year in school, how often did you: hate being in school?

Response	6	8	10	12	Total	
Never	23.9	9.9	4.3	3.1	11.5	
Seldom	25.4	30.4	22.1	22.5	25.5	
Sometimes	30.6	36.0	40.2	40.1	36.1	
Often	10.8	14.7	20.9	26.0	17.1	
Almost always	9.4	9.0	12.5	8.4	9.8	
N of Valid	855	780	655	524	2814	
N of Miss	19	16	7	9	51	

Table 40: Now thinking back over the past year in school, how often did you: try to do your best work in school?

Response	6	8	10	12	Total	
Never	0.6	0.9	0.2	1.1	0.7	
Seldom	1.1	1.3	2.3	3.8	1.9	
Sometimes	4.4	8.3	17.2	15.9	10.6	
Often	14.9	30.1	35.7	36.1	27.9	
Almost always	79.0	59.5	44.7	43.1	58.9	
N of Valid	854	775	656	527	2812	
N of Miss	20	21	6	6	53	

Table 41: How often do you feel that the school work you are assigned is meaningful and important?

Response	6	8	10	12	Total	
Never	4.3	5.3	7.5	9.1	6.2	
Seldom	7.6	17.5	24.7	26.8	17.9	
Sometimes	20.7	32.8	36.6	36.9	30.8	
Often	30.3	31.0	22.9	20.7	27.0	
Almost always	37.1	13.5	8.4	6.5	18.2	
N of Valid	855	778	656	526	2815	
N of Miss	19	18	6	7	50	

Table 42: Putting them all together, what were your grades like last year?

Response	6	8	10	12	Total	
Mostly F's	1.0	0.8	1.7	0.4	1.0	
Mostly D's	2.4	3.3	3.5	2.9	3.0	
Mostly C's	12.9	11.3	20.4	18.7	15.3	
Mostly B's	35.3	38.7	42.1	39.4	38.6	
Mostly A's	48.4	46.0	32.3	38.7	42.1	
N of Valid	836	763	651	525	2775	
N of Miss	38	33	11	8	90	

Table 43: How important do you think the things you are learning in school are going to be for your later life?

Response	6	8	10	12	Total	
Very important	52.5	31.2	18.8	13.5	31.6	
Quite important	26.4	30.6	25.5	24.6	27.0	
Fairly important	14.3	24.5	30.6	35.7	24.9	
Slightly important	6.0	11.4	21.5	19.3	13.6	
Not at all important	0.8	2.3	3.6	6.9	3.0	
N of Valid	865	781	660	524	2830	
N of Miss	9	15	2	9	35	

Table 44: How interesting are most of your courses to you?

Response	6	8	10	12	Total	
Very interesting and stimulating	16.7	9.5	9.1	8.0	11.3	
Quite interesting	33.5	30.6	28.5	30.1	30.9	
Fairly interesting	33.4	40.0	40.2	37.0	37.5	
Slightly dull	10.8	13.9	16.1	18.2	14.3	
Very dull	5.6	5.9	6.2	6.7	6.0	
N of Valid	839	775	660	522	2796	
N of Miss	35	21	2	11	69	

Table 45: During the LAST FOUR WEEKS how many whole days of school have you missed because you skipped or 'cut'?








Response	6	8	10	12	Total	
None	71.4	80.5	74.6	64.3	73.3	
1	12.0	9.9	11.3	15.8	12.0	
2	7.2	4.2	5.4	8.4	6.2	
3	5.4	2.2	3.5	5.0	4.0	
04/05/13	3.5	1.9	3.6	4.0	3.2	
06/10/13	0.2	0.6	1.1	2.5	1.0	
11 or more	0.2	0.6	0.5	0.0	0.4	
N of Valid	856	779	662	524	2821	
N of Miss	18	17	0	9	44	

Table 46: What are the chances you would be seen as cool if you: smoked cigarettes?






Response	6	8	10	12	Total	
No or very little chance	92.0	76.8	62.0	57.3	74.2	
Little chance	4.4	12.7	19.4	18.7	12.9	
Some chance	2.3	6.5	11.3	15.5	8.0	
Pretty good chance	0.8	2.7	5.5	4.4	3.1	
Very good chance	0.5	1.3	1.8	4.2	1.7	
N of Valid	834	771	656	524	2785	
N of Miss	40	25	6	9	80	

Table 47: What are the chances you would be seen as cool if you: worked hard at school?






Response	6	8	10	12	Total	
No or very little chance	5.3	10.2	13.8	14.0	10.3	
Little chance	5.1	14.5	22.5	21.6	14.9	
Some chance	15.3	25.4	27.8	28.4	23.5	
Pretty good chance	25.8	25.0	21.7	23.4	24.2	
Very good chance	48.5	24.8	14.3	12.6	27.2	
N of Valid	845	771	659	522	2797	
N of Miss	29	25	3	11	68	



Table 48: What are the chances you would be seen as cool if you: began drinking alcoholic beverages regularly, that is, at least once or twice a month?


Response	6	8	10	12	Total	
No or very little chance	90.6	73.4	44.0	32.1	63.9	
Little chance	4.8	11.3	16.9	14.8	11.3	
Some chance	2.5	7.6	19.8	17.5	10.8	
Pretty good chance	1.3	4.4	13.4	19.8	8.5	
Very good chance	0.7	3.2	5.8	15.9	5.5	
N of Valid	833	772	655	521	2781	
N of Miss	41	24	7	12	84	

Table 49: What are the chances you would be seen as cool if you: defended someone who was being verbally abused at school?


Response	6	8	10	12	Total	
No or very little chance	16.0	10.3	10.7	11.9	12.4	
Little chance	5.9	12.5	17.0	17.7	12.5	
Some chance	14.8	21.2	25.5	28.6	21.7	
Pretty good chance	21.1	27.1	27.9	25.7	25.2	
Very good chance	42.2	29.0	18.9	16.1	28.2	
N of Valid	836	770	652	521	2779	
N of Miss	38	26	10	12	86	

Table 50: What are the chances you would be seen as cool if you: smoked marijuana?


Response	6	8	10	12	Total	
No or very little chance	93.4	76.9	49.5	37.5	68.1	
Little chance	3.3	7.8	13.9	13.4	8.9	
Some chance	1.3	5.2	11.8	17.8	7.9	
Pretty good chance	0.7	4.7	12.7	16.1	7.5	
Very good chance	1.2	5.5	12.1	15.3	7.6	
N of Valid	839	770	654	523	2786	
N of Miss	35	26	8	10	79	

Table 51: What are the chances you would be seen as cool if you: carried a handgun?






Response	6	8	10	12	Total	
No or very little chance	86.2	82.8	75.8	76.2	80.9	
Little chance	5.7	8.0	11.6	13.0	9.1	
Some chance	3.2	4.7	5.8	5.4	4.6	
Pretty good chance	2.5	1.4	3.3	2.5	2.4	
Very good chance	2.4	3.1	3.5	2.9	2.9	
N of Valid	838	773	657	522	2790	
N of Miss	36	23	5	11	75	

Table 52: Think of your four best friends (the friends you feel closest to). In the past year (12 months), how many of your best friends have: participated in clubs, organizations or activities at school?






Response	6	8	10	12	Total	
0	7.2	7.2	9.7	9.9	8.3	
1	8.7	11.2	13.7	9.7	10.8	
2	11.7	19.7	17.4	22.0	17.2	
3	14.7	17.4	19.3	14.8	16.5	
4	57.7	44.5	39.9	43.6	47.3	
N of Valid	843	766	649	514	2772	
N of Miss	31	30	13	19	93	

Table 53: Think of your four best friends (the friends you feel closest to). In the past year (12 months), how many of your best friends have: smoked cigarettes?






Response	6	8	10	12	Total	
0	93.2	83.1	57.5	48.9	73.9	
1	3.8	8.1	18.2	21.6	11.6	
2	1.7	4.2	10.0	11.5	6.1	
3	0.7	2.3	7.2	8.0	4.0	
4	0.7	2.3	7.1	9.9	4.4	
N of Valid	847	769	650	513	2779	
N of Miss	27	27	12	20	86	

Table 54: Think of your four best friends (the friends you feel closest to). In the past year (12 months), how many of your best friends have: tried beer, wine or hard liquor (for example, vodka, whiskey, or gin) when their parents didn't know about it?






Response	6	8	10	12	Total	
0	89.9	70.9	36.5	26.8	60.4	
1	5.7	12.1	13.5	14.4	10.9	
2	1.8	7.0	16.3	13.4	8.8	
3	1.1	4.8	9.2	13.2	6.3	
4	1.5	5.2	24.5	32.2	13.6	
N of Valid	843	769	652	515	2779	
N of Miss	31	27	10	18	86	

Table 55: Think of your four best friends (the friends you feel closest to). In the past year (12 months), how many of your best friends have: made a commitment to stay drug-free?






Response	6	8	10	12	Total	
0	8.2	13.8	32.0	32.7	19.9	
1	4.3	7.5	18.1	17.3	10.8	
2	5.3	7.5	11.0	13.3	8.7	
3	9.5	13.3	9.9	11.9	11.1	
4	72.7	58.0	28.9	24.8	49.5	
N of Valid	842	762	646	513	2763	
N of Miss	32	34	16	20	102	

Table 56: Think of your four best friends (the friends you feel closest to). In the past year (12 months), how many of your best friends have: used marijuana?






Response	6	8	10	12	Total	
0	96.0	81.9	53.2	44.6	72.6	
1	2.3	8.2	16.3	17.9	10.1	
2	0.5	3.8	11.1	12.9	6.2	
3	0.1	2.2	6.8	10.5	4.2	
4	1.2	3.9	12.6	14.0	7.0	
N of Valid	844	767	649	513	2773	
N of Miss	30	29	13	20	92	

Table 57: Think of your four best friends (the friends you feel closest to). In the past year (12 months), how many of your best friends have: used prescription drugs or non-prescription drugs for the purposes of getting high?






Response	6	8	10	12	Total	
0	95.6	90.1	77.9	73.3	85.8	
1	2.4	5.1	11.4	12.2	7.0	
2	0.5	2.3	4.1	5.6	2.8	
3	0.8	0.8	3.4	3.1	1.8	
4	0.7	1.7	3.2	5.8	2.5	
N of Valid	844	771	651	516	2782	
N of Miss	30	25	11	17	83	

Table 58: Think of your four best friends (the friends you feel closest to). In the past year (12 months), how many of your best friends have: used synthetic marijuana (K2, spice) or bath salts?






Response	6	8	10	12	Total	
0	98.1	94.4	80.6	83.3	90.2	
1	1.4	3.6	10.0	6.8	5.1	
2	0.1	0.6	3.7	4.1	1.8	
3	0.0	0.4	1.7	2.1	0.9	
4	0.4	0.9	4.0	3.7	2.0	
N of Valid	837	770	649	516	2772	
N of Miss	37	26	13	17	93	

Table 59: Think of your four best friends (the friends you feel closest to). In the past year (12 months), how many of your best friends have: used LSD, cocaine, amphetamines, or other illegal drugs?






Response	6	8	10	12	Total	
0	98.1	93.6	88.2	88.4	92.7	
1	1.0	4.0	6.4	5.8	4.0	
2	0.6	1.4	2.9	2.1	1.7	
3	0.0	0.3	0.8	1.7	0.6	
4	0.4	0.7	1.7	1.9	1.0	
N of Valid	834	767	652	516	2769	
N of Miss	40	29	10	17	96	

Table 60: Think of your four best friends (the friends you feel closest to). In the past year (12 months), how many of your best friends have: tried to do well in school?






Response	6	8	10	12	Total	
0	1.8	2.4	3.1	2.7	2.4	
1	2.0	4.3	6.4	4.7	4.2	
2	4.8	9.2	14.1	13.3	9.8	
3	14.3	21.6	20.7	21.4	19.1	
4	77.1	62.5	55.7	57.9	64.5	
N of Valid	840	763	652	513	2768	
N of Miss	34	33	10	20	97	

Table 61: Think of your four best friends (the friends you feel closest to). In the past year (12 months), how many of your best friends have: been suspended from school?






Response	6	8	10	12	Total	
0	70.7	65.0	67.3	74.6	69.0	
1	17.6	19.7	18.0	13.8	17.5	
2	6.2	8.9	8.1	5.8	7.3	
3	2.0	3.3	2.5	2.9	2.6	
4	3.6	3.3	4.1	2.9	3.5	
N of Valid	842	768	651	515	2776	
N of Miss	32	28	11	18	89	

Table 62: Think of your four best friends (the friends you feel closest to). In the past year (12 months), how many of your best friends have: liked school?






Response	6	8	10	12	Total	
0	11.9	20.1	25.4	31.1	20.9	
1	11.4	10.6	15.4	13.4	12.5	
2	19.6	24.1	28.2	23.3	23.5	
3	26.1	20.9	16.2	16.1	20.5	
4	31.1	24.3	14.9	16.1	22.6	
N of Valid	843	765	650	515	2773	
N of Miss	31	31	12	18	92	

Table 63: Think of your four best friends (the friends you feel closest to). In the past year (12 months), how many of your best friends have: carried a handgun?






Response	6	8	10	12	Total	
0	92.8	95.5	92.9	93.8	93.7	
1	3.2	2.5	3.5	3.9	3.2	
2	1.4	0.9	1.2	1.8	1.3	
3	1.3	0.6	1.4	0.4	1.0	
4	1.3	0.5	0.9	0.2	0.8	
N of Valid	842	770	649	514	2775	
N of Miss	32	26	13	19	90	

Table 64: Think of your four best friends (the friends you feel closest to). In the past year (12 months), how many of your best friends have: sold illegal drugs?






Response	6	8	10	12	Total	
0	98.1	92.4	82.1	80.1	89.5	
1	0.8	4.4	7.9	9.7	5.1	
2	0.7	1.8	4.3	5.1	2.7	
3	0.0	0.5	3.2	1.9	1.3	
4	0.4	0.8	2.5	3.1	1.5	
N of Valid	841	766	649	513	2769	
N of Miss	33	30	13	20	96	

Table 65: Think of your four best friends (the friends you feel closest to). In the past year (12 months), how many of your best friends have: regularly attended religious services?






Response	6	8	10	12	Total	
0	22.2	12.2	17.2	15.4	16.9	
1	8.6	11.3	13.0	18.7	12.3	
2	13.3	18.4	24.4	29.6	20.5	
3	19.2	22.7	20.2	15.4	19.7	
4	36.7	35.4	25.2	20.9	30.6	
N of Valid	803	754	647	513	2717	
N of Miss	71	42	15	20	148	

Table 66: Think of your four best friends (the friends you feel closest to). In the past year (12 months), how many of your best friends have: stolen or tried to steal a motor vehicle such as a car or motorcycle?

Response	6	8	10	12	Total	
0	98.2	96.3	92.7	95.5	95.9	
1	1.3	2.5	5.4	2.5	2.8	
2	0.2	0.8	1.2	0.4	0.6	
3	0.1	0.0	0.2	1.0	0.3	
4	0.1	0.4	0.5	0.6	0.4	
N of Valid	843	767	648	514	2772	
N of Miss	31	29	14	19	93	

Table 67: Think of your four best friends (the friends you feel closest to). In the past year (12 months), how many of your best friends have: been arrested?

Response	6	8	10	12	Total	
0	96.6	89.3	78.9	78.6	87.1	
1	2.6	7.3	11.7	13.0	8.0	
2	0.4	2.1	5.6	5.6	3.0	
3	0.2	0.4	2.0	1.6	0.9	
4	0.2	0.9	1.9	1.2	1.0	
N of Valid	844	766	648	515	2773	
N of Miss	30	30	14	18	92	

Table 68: Think of your four best friends (the friends you feel closest to). In the past year (12 months), how many of your best friends have: dropped out of school?

Response	6	8	10	12	Total	
0	96.1	96.4	86.6	90.7	92.9	
1	2.7	2.6	8.5	6.0	4.6	
2	0.2	0.9	2.6	2.1	1.3	
3	0.4	0.0	1.4	0.8	0.6	
4	0.6	0.1	0.9	0.4	0.5	
N of Valid	843	769	649	515	2776	
N of Miss	31	27	13	18	89	



Table 69: Think of your four best friends (the friends you feel closest to). In the past year (12 months), how many of your best friends have: been members of a gang?






Response	6	8	10	12	Total	
0	94.3	95.3	88.1	94.2	93.1	
1	3.9	3.3	6.2	3.3	4.1	
2	0.2	0.4	2.5	1.4	1.0	
3	0.1	0.3	0.6	0.6	0.4	
4	1.4	0.8	2.6	0.6	1.4	
N of Valid	844	765	649	516	2774	
N of Miss	30	31	13	17	91	

Table 70: How old were you when you first: smoked marijuana?










Response	6	8	10	12	Total	
Never	98.2	92.8	68.2	60.5	82.8	
10 or younger	0.9	1.6	1.5	1.0	1.3	
11	0.4	1.0	3.6	1.0	1.4	
12	0.5	2.1	3.1	1.8	1.8	
13	0.0	2.2	7.6	4.7	3.2	
14	0.0	0.3	7.9	6.8	3.2	
15	0.0	0.0	6.8	6.8	2.8	
16	0.0	0.0	1.2	10.9	2.3	
17 or older	0.0	0.0	0.2	6.4	1.2	
N of Valid	853	768	647	512	2780	
N of Miss	21	28	15	21	85	

Table 71: How old were you when you first: smoked a cigarette, even just a puff?










Response	6	8	10	12	Total	
Never	92.4	84.5	60.6	54.5	75.8	
10 or younger	5.6	6.9	10.3	8.3	7.6	
11	1.3	2.8	4.9	3.3	2.9	
12	0.6	3.0	3.7	3.3	2.5	
13	0.1	2.3	6.8	5.6	3.3	
14	0.0	0.3	5.7	4.7	2.3	
15	0.0	0.0	7.1	7.9	3.1	
16	0.0	0.0	0.9	6.0	1.3	
17 or older	0.0	0.3	0.0	6.4	1.3	
N of Valid	855	773	650	516	2794	
N of Miss	19	23	12	17	71	

Table 72: How old were you when you first: had more than a sip or two of beer, wine or hard liquor (for example, vodka, whiskey, or gin)?










Response	6	8	10	12	Total	
Never	83.7	72.4	40.4	31.6	60.9	
10 or younger	10.6	7.7	12.8	8.2	9.9	
11	4.3	5.5	5.5	2.9	4.7	
12	1.2	6.3	5.2	3.7	4.0	
13	0.2	5.9	9.7	5.7	5.0	
14	0.0	1.5	11.4	8.8	4.7	
15	0.0	0.3	12.6	13.1	5.4	
16	0.0	0.0	2.3	16.2	3.5	
17 or older	0.0	0.3	0.0	9.9	1.9	
N of Valid	853	775	649	513	2790	
N of Miss	21	21	13	20	75	

Table 73: How old were you when you first: began drinking alcoholic beverages regularly, that is, at least once or twice a month?










Response	6	8	10	12	Total	
Never	99.5	94.6	78.4	61.8	86.3	
10 or younger	0.2	0.6	0.9	0.4	0.5	
11	0.1	0.9	1.4	0.2	0.6	
12	0.1	1.2	2.0	1.6	1.1	
13	0.0	1.8	3.5	1.7	1.6	
14	0.0	0.5	4.8	1.9	1.6	
15	0.0	0.4	6.5	7.4	3.0	
16	0.0	0.0	2.0	12.0	2.7	
17 or older	0.0	0.0	0.5	13.0	2.5	
N of Valid	856	775	648	516	2795	
N of Miss	18	21	14	17	70	

Table 74: How old were you when you first: used Daztrex?


Response	6	8	10	12	Total	
Never	100.0	100.0	100.0	100.0	100.0	
10 or younger	0.0	0.0	0.0	0.0	0.0	
11	0.0	0.0	0.0	0.0	0.0	
12	0.0	0.0	0.0	0.0	0.0	
13	0.0	0.0	0.0	0.0	0.0	
14	0.0	0.0	0.0	0.0	0.0	
15	0.0	0.0	0.0	0.0	0.0	
16	0.0	0.0	0.0	0.0	0.0	
17 or older	0.0	0.0	0.0	0.0	0.0	
N of Valid	826	762	649	517	2754	
N of Miss	48	34	13	16	111	

Table 75: How old were you when you first: got suspended from school?










Response	6	8	10	12	Total	
Never	86.8	86.3	74.6	77.2	82.0	
10 or younger	8.8	4.3	7.8	4.1	6.4	
11	3.5	2.9	3.4	1.4	2.9	
12	0.9	3.1	3.5	4.1	2.7	
13	0.0	2.5	4.1	3.7	2.3	
14	0.0	0.9	3.5	3.9	1.8	
15	0.0	0.0	2.3	3.1	1.1	
16	0.0	0.0	0.8	1.5	0.5	
17 or older	0.0	0.0	0.0	1.2	0.2	
N of Valid	853	767	653	518	2791	
N of Miss	21	29	9	15	74	

Table 76: How old were you when you first: got arrested?










Response	6	8	10	12	Total	
Never	99.2	94.9	90.6	90.3	94.4	
10 or younger	0.6	0.9	0.6	0.2	0.6	
11	0.2	0.5	0.6	0.2	0.4	
12	0.0	1.2	0.9	0.4	0.6	
13	0.0	1.4	1.7	0.6	0.9	
14	0.0	0.8	2.3	0.6	0.9	
15	0.0	0.3	2.5	3.1	1.2	
16	0.0	0.0	0.8	2.5	0.6	
17 or older	0.0	0.0	0.0	2.1	0.4	
N of Valid	849	770	650	517	2786	
N of Miss	25	26	12	16	79	

Table 77: How old were you when you first: carried a handgun?










Response	6	8	10	12	Total	
Never	94.5	97.4	93.7	95.9	95.4	
10 or younger	3.3	0.7	1.2	0.8	1.6	
11	2.0	0.4	0.9	0.0	0.9	
12	0.1	0.8	0.6	0.6	0.5	
13	0.0	0.7	0.8	0.0	0.4	
14	0.0	0.1	0.8	0.2	0.3	
15	0.0	0.0	1.5	0.4	0.4	
16	0.0	0.0	0.3	0.8	0.2	
17 or older	0.1	0.0	0.2	1.4	0.3	
N of Valid	848	764	651	513	2776	
N of Miss	26	32	11	20	89	

Table 78: How old were you when you first: attacked someone with the idea of seriously hurting them?










Response	6	8	10	12	Total	
Never	93.7	87.2	80.5	82.7	86.8	
10 or younger	4.6	5.0	5.5	3.5	4.7	
11	1.2	2.1	1.7	0.4	1.4	
12	0.6	2.2	2.0	1.4	1.5	
13	0.0	2.3	2.9	2.9	1.9	
14	0.0	0.9	3.7	1.7	1.4	
15	0.0	0.1	2.6	1.9	1.0	
16	0.0	0.0	0.8	3.3	0.8	
17 or older	0.0	0.1	0.3	2.1	0.5	
N of Valid	854	767	650	515	2786	
N of Miss	20	29	12	18	79	

Table 79: How old were you when you first: belonged to a gang?










Response	6	8	10	12	Total	
Never	98.6	98.2	95.4	98.1	97.6	
10 or younger	0.6	0.4	1.2	0.2	0.6	
11	0.7	0.4	0.5	0.2	0.5	
12	0.1	0.8	0.5	0.4	0.4	
13	0.0	0.3	0.3	0.0	0.1	
14	0.0	0.0	0.9	0.0	0.2	
15	0.0	0.0	0.9	0.6	0.3	
16	0.0	0.0	0.2	0.0	0.0	
17 or older	0.0	0.0	0.2	0.6	0.1	
N of Valid	852	771	649	517	2789	
N of Miss	22	25	13	16	76	

Table 80: How wrong do you think it is for someone your age to: take a handgun to school?





Response	6	8	10	12	Total	
Very wrong	93.0	89.6	88.7	88.4	90.2	
Wrong	4.8	8.1	8.2	8.3	7.1	
A little bit wrong	1.5	1.8	1.7	2.1	1.7	
Not wrong at all	0.7	0.5	1.4	1.2	0.9	
N of Valid	861	777	657	518	2813	
N of Miss	13	19	5	15	52	

Table 81: How wrong do you think it is for someone your age to: steal anything worth more than \$5?





Response	6	8	10	12	Total	
Very wrong	73.7	66.2	52.7	59.0	64.0	
Wrong	21.1	25.6	34.0	29.9	27.0	
A little bit wrong	4.4	7.2	11.1	9.2	7.6	
Not wrong at all	0.8	0.9	2.1	1.9	1.4	
N of Valid	858	776	658	519	2811	
N of Miss	16	20	4	14	54	

Table 82: How wrong do you think it is for someone your age to: pick a fight with someone?





Response	6	8	10	12	Total	
Very wrong	68.9	48.1	36.0	38.2	49.8	
Wrong	20.7	29.5	31.0	31.0	27.4	
A little bit wrong	8.5	19.4	26.3	24.7	18.7	
Not wrong at all	1.9	3.0	6.8	6.2	4.1	
N of Valid	856	773	659	519	2807	
N of Miss	18	23	3	14	58	

Table 83: How wrong do you think it is for someone your age to: attack someone with the idea of seriously hurting them?





Response	6	8	10	12	Total	
Very wrong	87.2	77.5	61.5	61.2	73.7	
Wrong	8.3	14.8	23.5	21.6	16.1	
A little bit wrong	2.8	6.5	11.5	13.3	7.8	
Not wrong at all	1.7	1.2	3.5	3.9	2.4	
N of Valid	859	775	654	518	2806	
N of Miss	15	21	8	15	59	

Table 84: How wrong do you think it is for someone your age to: stay away from school all day when their parents think they are at school?





Response	6	8	10	12	Total	
Very wrong	89.1	71.9	44.9	36.0	64.2	
Wrong	7.9	19.9	31.9	28.8	20.7	
A little bit wrong	1.7	6.0	18.1	28.0	11.6	
Not wrong at all	1.3	2.1	5.2	7.2	3.5	
N of Valid	859	777	659	517	2812	
N of Miss	15	19	3	16	53	

Table 85: How wrong do you think it is for someone your age to: drink beer, wine or hard liquor (for example, vodka, whiskey, or gin) regularly?

Response	6	8	10	12	Total	
Very wrong	92.3	80.3	45.6	34.6	67.5	
Wrong	4.8	9.9	20.8	19.7	12.7	
A little bit wrong	1.9	6.4	20.4	25.5	11.8	
Not wrong at all	1.0	3.3	13.2	20.1	8.0	
N of Valid	861	778	658	517	2814	
N of Miss	13	18	4	16	51	

Table 86: How wrong do you think it is for someone your age to: smoke cigarettes?

Response	6	8	10	12	Total	
Very wrong	92.3	82.6	56.5	42.7	72.1	
Wrong	4.0	10.5	20.4	23.0	13.1	
A little bit wrong	2.3	4.0	13.7	18.3	8.4	
Not wrong at all	1.4	2.8	9.4	16.0	6.4	
N of Valid	859	778	657	518	2812	
N of Miss	15	18	5	15	53	

Table 87: How wrong do you think it is for someone your age to: smoke marijuana?

Response	6	8	10	12	Total	
Very wrong	96.2	86.0	57.6	44.8	74.9	
Wrong	1.6	7.1	15.9	15.6	9.0	
A little bit wrong	0.8	3.2	11.9	18.9	7.4	
Not wrong at all	1.4	3.7	14.6	20.7	8.7	
N of Valid	858	776	656	518	2808	
N of Miss	16	20	6	15	57	



Table 88: How wrong do you think it is for someone your age to: use prescription drugs or non-prescription drugs for the purpose of getting high?





Response	6	8	10	12	Total	
Very wrong	95.5	92.0	76.9	74.5	86.3	
Wrong	2.4	5.1	14.4	13.7	8.1	
A little bit wrong	0.9	1.7	5.2	7.9	3.4	
Not wrong at all	1.2	1.2	3.5	3.9	2.2	
N of Valid	858	777	659	518	2812	
N of Miss	16	19	3	15	53	

Table 89: How wrong do you think it is for someone your age to: use synthetic marijuana (K2, spice) or bath salts?





Response	6	8	10	12	Total	
Very wrong	95.8	93.2	78.6	78.0	87.8	
Wrong	2.6	4.5	11.7	10.8	6.8	
A little bit wrong	0.5	0.9	5.5	6.8	2.9	
Not wrong at all	1.2	1.4	4.2	4.4	2.6	
N of Valid	856	778	659	518	2811	
N of Miss	18	18	3	15	54	

Table 90: How wrong do you think it is for someone your age to: use LSD, cocaine, amphetamines or another illegal drug?





Response	6	8	10	12	Total	
Very wrong	97.7	94.9	87.1	88.0	92.6	
Wrong	1.3	4.1	8.0	7.5	4.8	
A little bit wrong	0.2	0.5	3.0	1.9	1.3	
Not wrong at all	0.8	0.5	1.8	2.5	1.3	
N of Valid	857	778	659	518	2812	
N of Miss	17	18	3	15	53	

Table 91: At school during the past 12 months, did you receive help from the resource teacher, speech therapist or other special education teacher?



Response	6	8	10	12	Total	
No	79.8	88.1	89.6	95.1	87.3	
Yes	20.2	11.9	10.4	4.9	12.7	
N of Valid	782	721	623	491	2617	
N of Miss	92	75	39	42	248	

Table 92: How many times in the past year (12 months) have you: been suspended from school?







Response	6	8	10	12	Total	
Never	90.5	91.5	88.5	94.2	91.0	
1 to 2 times	7.7	7.2	9.3	4.8	7.4	
3 to 5 times	0.9	0.8	1.8	0.8	1.1	
6 to 9 times	0.5	0.3	0.3	0.0	0.3	
10 to 19 times	0.2	0.3	0.2	0.0	0.2	
20 to 29 times	0.0	0.0	0.0	0.0	0.0	
30 to 39 times	0.0	0.0	0.0	0.0	0.0	
40+ times	0.2	0.0	0.0	0.2	0.1	
N of Valid	859	773	659	520	2811	
N of Miss	15	23	3	13	54	

Table 93: How many times in the past year (12 months) have you: carried a handgun?









Response	6	8	10	12	Total	
Never	95.4	96.9	94.2	96.2	95.7	
1 to 2 times	2.0	1.4	2.6	1.7	1.9	
3 to 5 times	0.9	0.5	0.9	0.4	0.7	
6 to 9 times	0.2	0.1	0.9	0.2	0.4	
10 to 19 times	0.5	0.1	0.6	0.8	0.5	
20 to 29 times	0.2	0.3	0.0	0.0	0.1	
30 to 39 times	0.0	0.0	0.2	0.4	0.1	
40+ times	0.7	0.6	0.6	0.4	0.6	
N of Valid	857	773	658	520	2808	
N of Miss	17	23	4	13	57	

Table 94: How many times in the past year (12 months) have you: sold illegal drugs?









Response	6	8	10	12	Total	
Never	99.6	99.0	93.7	92.5	96.8	
1 to 2 times	0.1	0.4	1.7	3.5	1.2	
3 to 5 times	0.1	0.1	1.4	0.8	0.5	
6 to 9 times	0.0	0.3	0.8	0.6	0.4	
10 to 19 times	0.0	0.0	0.9	0.8	0.4	
20 to 29 times	0.0	0.0	0.3	0.6	0.2	
30 to 39 times	0.0	0.0	0.5	0.2	0.1	
40+ times	0.1	0.3	0.8	1.2	0.5	
N of Valid	856	770	655	519	2800	
N of Miss	18	26	7	14	65	

Table 95: How many times in the past year (12 months) have you: stolen or tried to steal a motor vehicle such as a car or motorcycle?






Response	6	8	10	12	Total	
Never	99.4	99.2	98.0	98.8	98.9	
1 to 2 times	0.2	0.5	1.7	1.2	0.8	
3 to 5 times	0.1	0.1	0.2	0.0	0.1	
6 to 9 times	0.0	0.0	0.0	0.0	0.0	
10 to 19 times	0.2	0.0	0.2	0.0	0.1	
20 to 29 times	0.0	0.0	0.0	0.0	0.0	
30 to 39 times	0.0	0.0	0.0	0.0	0.0	
40+ times	0.0	0.1	0.0	0.0	0.0	
N of Valid	857	771	657	520	2805	
N of Miss	17	25	5	13	60	

Table 96: How many times in the past year (12 months) have you: participated in clubs, organizations or activities at school?









Response	6	8	10	12	Total	
Never	20.0	23.2	26.1	24.4	23.2	
1 to 2 times	25.1	17.2	15.3	10.8	18.0	
3 to 5 times	20.5	15.7	13.2	15.3	16.5	
6 to 9 times	9.8	8.6	11.1	11.0	10.0	
10 to 19 times	8.5	7.6	7.1	9.3	8.1	
20 to 29 times	3.4	5.7	6.4	7.9	5.6	
30 to 39 times	2.0	1.3	2.0	4.4	2.3	
40+ times	10.7	20.6	18.7	16.8	16.4	
N of Valid	845	766	658	517	2786	
N of Miss	29	30	4	16	79	

Table 97: How many times in the past year (12 months) have you: been arrested?







Response	6	8	10	12	Total	
Never	98.8	96.3	93.9	95.2	96.3	
1 to 2 times	0.7	3.3	4.9	4.6	3.1	
3 to 5 times	0.1	0.3	0.6	0.2	0.3	
6 to 9 times	0.2	0.0	0.3	0.0	0.1	
10 to 19 times	0.0	0.1	0.2	0.0	0.1	
20 to 29 times	0.0	0.0	0.0	0.0	0.0	
30 to 39 times	0.0	0.0	0.0	0.0	0.0	
40+ times	0.1	0.0	0.2	0.0	0.1	
N of Valid	855	767	653	521	2796	
N of Miss	19	29	9	12	69	

Table 98: How many times in the past year (12 months) have you: attacked someone with the idea of seriously hurting them?


Response	6	8	10	12	Total	
Never	93.4	90.5	86.9	90.0	90.5	
1 to 2 times	4.4	6.6	8.1	7.1	6.4	
3 to 5 times	1.2	1.4	2.4	1.3	1.6	
6 to 9 times	0.3	0.4	0.6	0.2	0.4	
10 to 19 times	0.2	0.1	1.2	1.0	0.6	
20 to 29 times	0.1	0.4	0.5	0.4	0.3	
30 to 39 times	0.0	0.1	0.0	0.0	0.0	
40+ times	0.3	0.4	0.3	0.0	0.3	
N of Valid	859	770	658	520	2807	
N of Miss	15	26	4	13	58	

Table 99: How many times in the past year (12 months) have you: been drunk or high at school?


Response	6	8	10	12	Total	
Never	98.6	95.5	85.6	85.2	92.2	
1 to 2 times	0.9	2.5	5.8	6.2	3.5	
3 to 5 times	0.1	1.0	2.4	2.3	1.3	
6 to 9 times	0.0	0.6	1.5	1.7	0.9	
10 to 19 times	0.2	0.1	1.7	0.8	0.6	
20 to 29 times	0.1	0.0	0.5	1.0	0.3	
30 to 39 times	0.0	0.0	0.6	0.4	0.2	
40+ times	0.0	0.3	2.0	2.5	1.0	
N of Valid	856	771	659	520	2806	
N of Miss	18	25	3	13	59	

Table 100: How many times in the past year (12 months) have you: taken a handgun to school?






Response	6	8	10	12	Total	
Never	99.9	99.7	98.8	99.6	99.5	
1 to 2 times	0.1	0.1	0.5	0.2	0.2	
3 to 5 times	0.0	0.0	0.2	0.2	0.1	
6 to 9 times	0.0	0.0	0.0	0.0	0.0	
10 to 19 times	0.0	0.0	0.2	0.0	0.0	
20 to 29 times	0.0	0.0	0.0	0.0	0.0	
30 to 39 times	0.0	0.0	0.0	0.0	0.0	
40+ times	0.0	0.1	0.5	0.0	0.1	
N of Valid	855	771	659	520	2805	
N of Miss	19	25	3	13	60	

Table 101: Are you currently on probation, or assigned a probation officer with Juvenile Court?



Response	6	8	10	12	Total	
No	99.5	97.8	96.6	97.6	98.0	
Yes	0.5	2.2	3.4	2.4	2.0	
N of Valid	738	697	614	503	2552	
N of Miss	136	99	48	30	313	

Table 102: Have you ever belonged to a gang?






Response	6	8	10	12	Total	
No	96.8	96.3	92.4	97.1	95.7	
No, but would like to	0.8	0.9	1.4	0.6	0.9	
Yes, in the past	1.7	1.9	3.8	1.2	2.2	
Yes, belong now	0.6	0.8	2.1	1.0	1.1	
Yes, but would like to get out	0.1	0.1	0.3	0.2	0.2	
N of Valid	864	776	658	519	2817	
N of Miss	10	20	4	14	48	

Table 103: If you have ever belonged to a gang, did that gang have a name?

Response	6	8	10	12	Total
No	6.8	4.8	7.0	10.1	6.9
Yes	2.1	2.8	6.4	2.3	3.4
I have never belonged to a gang	91.2	92.4	86.5	87.5	89.7
N of Valid	859	772	654	514	2799
N of Miss	15	24	8	19	66

Table 104: You are at a party at someone's house, and one of your friends offers you a drink containing alcohol. What would you say or do?

Response	6	8	10	12	Total
Drink it	2.8	12.8	38.7	48.0	22.3
Tell your friend, 'No thanks, I don't drink' and suggest that you and your friend go and do something else	40.3	44.9	29.2	23.9	36.0
Just say, 'No thanks' and walk away	34.1	24.4	21.4	22.3	26.3
Make up a good excuse, tell your friend you had something else to do, and leave	22.8	17.9	10.6	5.8	15.5
N of Valid	856	775	653	515	2799
N of Miss	18	21	9	18	66

Table 105: How often do you attend religious services or activities?

Response	6	8	10	12	Total
Never	17.2	9.8	13.9	15.7	14.1
Rarely	17.8	19.9	23.9	27.1	21.6
1-2 Times a Month	14.6	14.9	15.9	15.7	15.2
About Once a Week or More	50.4	55.4	46.3	41.5	49.2
N of Valid	826	773	656	516	2771
N of Miss	48	23	6	17	94

Table 106: I think sometimes it's okay to cheat at school.





Response	6	8	10	12	Total	
NO!	72.8	43.4	18.2	13.3	41.0	
no	22.0	39.0	38.0	39.2	33.6	
yes	4.5	16.0	37.7	39.4	21.9	
YES!	0.7	1.7	6.1	8.1	3.6	
N of Valid	861	775	658	518	2812	
N of Miss	13	21	4	15	53	

Table 107: It is important to think before you act.





Response	6	8	10	12	Total	
NO!	2.0	0.8	1.2	1.0	1.3	
no	2.6	2.5	4.6	3.3	3.1	
yes	21.9	30.1	38.6	38.6	31.1	
YES!	73.5	66.7	55.6	57.1	64.4	
N of Valid	862	772	655	518	2807	
N of Miss	12	24	7	15	58	

Table 108: Sometimes I think that life is not worth it.





Response	6	8	10	12	Total	
NO!	61.4	54.5	43.3	49.8	53.1	
no	19.8	19.8	25.3	22.8	21.6	
yes	11.5	19.4	23.6	21.8	18.4	
YES!	7.3	6.2	7.8	5.6	6.8	
N of Valid	844	772	653	514	2783	
N of Miss	30	24	9	19	82	



Table 109: At times I think I am no good at all.

Response	6	8	10	12	Total	
NO!	39.3	36.6	29.7	34.4	35.4	
no	23.0	25.1	25.7	29.0	25.3	
yes	27.5	28.6	32.9	29.4	29.4	
YES!	10.2	9.8	11.8	7.2	9.9	
N of Valid	855	766	654	517	2792	
N of Miss	19	30	8	16	73	

Table 110: All in all, I am inclined to think that I am a failure.

Response	6	8	10	12	Total	
NO!	57.5	51.9	44.0	51.7	51.7	
no	23.6	29.5	37.0	32.0	29.9	
yes	12.8	12.8	14.3	12.2	13.0	
YES!	6.2	5.9	4.8	4.1	5.4	
N of Valid	844	767	652	516	2779	
N of Miss	30	29	10	17	86	

Table 111: In the past year, have you felt depressed or sad MOST days, even if you felt okay sometimes?

Response	6	8	10	12	Total	
NO!	37.4	40.6	30.5	31.5	35.6	
no	21.0	24.1	24.5	31.5	24.6	
yes	26.3	23.3	28.4	25.7	25.8	
YES!	15.4	11.9	16.6	11.4	14.0	
N of Valid	853	771	652	518	2794	
N of Miss	21	25	10	15	71	

Table 112: It is all right to beat up people if they start the fight.





Response	6	8	10	12	Total	
NO!	61.8	40.2	22.6	25.1	39.9	
no	17.1	20.4	19.5	20.8	19.3	
yes	13.0	21.2	27.5	27.2	21.3	
YES!	8.2	18.2	30.4	26.8	19.6	
N of Valid	856	769	655	518	2798	
N of Miss	18	27	7	15	67	

Table 113: I think it is okay to take something without asking if you can get away with it.





Response	6	8	10	12	Total	
NO!	86.2	71.5	50.7	55.0	68.1	
no	12.5	24.8	42.6	38.8	27.8	
yes	1.1	2.2	5.5	4.1	3.0	
YES!	0.2	1.5	1.2	2.1	1.2	
N of Valid	854	775	653	518	2800	
N of Miss	20	21	9	15	65	

Table 114: Where do you get the most information about living a drug and alcohol free life? Parents/guardians





Response	6	8	10	12	Total	
All the time	51.3	43.9	38.2	36.4	43.4	
Most	25.7	27.0	28.3	29.5	27.4	
Some	13.9	21.5	21.3	22.0	19.2	
Very little	9.1	7.7	12.1	12.1	10.0	
N of Valid	836	768	642	519	2765	
N of Miss	38	28	20	14	100	

Table 115: Where do you get the most information about living a drug and alcohol free life? Friends





Response	6	8	10	12	Total	
All the time	24.4	14.5	10.1	10.6	15.6	
Most	16.7	17.0	14.1	13.2	15.5	
Some	27.5	30.7	32.3	34.6	30.9	
Very little	31.4	37.8	43.5	41.6	38.0	
N of Valid	790	759	644	517	2710	
N of Miss	84	37	18	16	155	

Table 116: Where do you get the most information about living a drug and alcohol free life? Family members





Response	6	8	10	12	Total	
All the time	47.1	36.1	26.0	25.5	35.0	
Most	22.8	23.6	25.8	27.5	24.6	
Some	17.6	24.3	29.0	26.1	23.8	
Very little	12.5	16.1	19.2	20.9	16.7	
N of Valid	807	760	639	517	2723	
N of Miss	67	36	23	16	142	

Table 117: Where do you get the most information about living a drug and alcohol free life? School





Response	6	8	10	12	Total	
All the time	61.7	51.8	32.5	23.6	45.0	
Most	24.3	28.6	28.7	30.4	27.7	
Some	9.0	12.8	22.3	27.1	16.6	
Very little	5.0	6.8	16.4	19.0	10.8	
N of Valid	826	763	640	517	2746	
N of Miss	48	33	22	16	119	

Table 118: Where do you get the most information about living a drug and alcohol free life? Internet





Response	6	8	10	12	Total	
All the time	16.0	8.5	7.0	4.9	9.7	
Most	11.0	9.8	7.8	9.6	9.6	
Some	19.3	21.5	24.1	22.6	21.7	
Very little	53.7	60.2	61.1	63.0	59.0	
N of Valid	792	754	630	513	2689	
N of Miss	82	42	32	20	176	

Table 119: Where do you get the most information about living a drug and alcohol free life? TV





Response	6	8	10	12	Total	
All the time	19.5	10.6	7.3	5.1	11.4	
Most	13.2	11.1	13.0	11.4	12.2	
Some	26.4	28.0	27.9	31.5	28.2	
Very little	40.8	50.3	51.7	52.1	48.2	
N of Valid	794	746	630	511	2681	
N of Miss	80	50	32	22	184	

Table 120: Where do you get the most information about living a drug and alcohol free life? Social media





Response	6	8	10	12	Total	
All the time	15.6	9.9	5.9	5.3	9.7	
Most	12.2	11.7	10.2	8.5	10.9	
Some	19.1	23.4	23.0	24.6	22.3	
Very little	53.1	55.1	60.8	61.6	57.1	
N of Valid	755	728	625	505	2613	
N of Miss	119	68	37	28	252	

Table 121: How much do you think people risk harming themselves (physically or in other ways) if they: smoked one or more packs of cigarettes per day?

Response	6	8	10	12	Total	
No risk	9.2	4.0	3.7	2.5	5.3	
Slight risk	5.6	4.8	7.5	9.1	6.5	
Moderate risk	17.1	16.4	20.1	18.1	17.8	
Great risk	68.1	74.8	68.7	70.3	70.5	
N of Valid	844	769	643	515	2771	
N of Miss	30	27	19	18	94	

Table 122: How much do you think people risk harming themselves (physically or in other ways) if they: try marijuana once or twice?

Response	6	8	10	12	Total	
No risk	11.5	10.8	33.1	44.1	22.4	
Slight risk	17.3	23.3	28.1	24.3	22.8	
Moderate risk	24.1	25.8	17.4	14.8	21.3	
Great risk	47.0	40.0	21.3	16.9	33.5	
N of Valid	842	767	643	515	2767	
N of Miss	32	29	19	18	98	

Table 123: How much do you think people risk harming themselves (physically or in other ways) if they: smoke marijuana once or twice a week?

Response	6	8	10	12	Total	
No risk	11.0	8.2	21.0	27.4	15.6	
Slight risk	5.5	8.1	19.5	23.7	12.9	
Moderate risk	17.4	21.8	24.8	19.2	20.7	
Great risk	66.1	61.8	34.7	29.7	50.9	
N of Valid	834	765	637	511	2747	
N of Miss	40	31	25	22	118	

Table 124: How much do you think people risk harming themselves (physically or in other ways) if they: take one or two drinks of an alcoholic beverage (beer, wine, liquor) nearly every day?

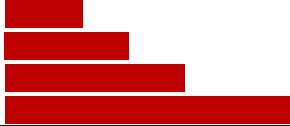
Response	6	8	10	12	Total	
No risk	11.5	6.9	10.6	13.0	10.3	
Slight risk	14.4	14.0	22.4	24.1	17.9	
Moderate risk	22.7	26.9	32.0	28.7	27.1	
Great risk	51.5	52.1	35.1	34.2	44.6	
N of Valid	843	769	644	515	2771	
N of Miss	31	27	18	18	94	

Table 125: How much do you think people risk harming themselves (physically or in other ways) if they: have five or more drinks of an alcoholic beverage once or twice each weekend?


Response	6	8	10	12	Total	
No risk	11.5	5.3	7.5	9.4	8.4	
Slight risk	7.3	4.9	14.8	19.1	10.6	
Moderate risk	17.9	20.7	29.5	27.9	23.2	
Great risk	63.3	69.0	48.3	43.7	57.8	
N of Valid	845	768	644	513	2770	
N of Miss	29	28	18	20	95	

Table 126: How much do you think people risk harming themselves (physically or in other ways) if they: use prescription drugs that are not prescribed to them?


Response	6	8	10	12	Total	
No risk	10.4	3.9	3.3	3.9	5.7	
Slight risk	4.3	4.3	8.7	9.7	6.3	
Moderate risk	12.8	14.1	18.8	20.4	16.0	
Great risk	72.5	77.7	69.3	66.0	72.0	
N of Valid	835	768	644	515	2762	
N of Miss	39	28	18	18	103	

Table 127: How much do you think people risk harming themselves (physically or in other ways) if they: use non-prescription drugs to get high?

Response	6	8	10	12	Total
No risk	10.5	4.2	4.7	4.3	6.2
Slight risk	2.1	3.8	6.2	5.5	4.2
Moderate risk	8.0	12.0	17.7	21.1	13.8
Great risk	79.5	80.1	71.4	69.2	75.9
N of Valid	842	768	644	513	2767
N of Miss	32	28	18	20	98

Table 128: Have you ever used smokeless tobacco (chew, snuff, plug, dipping tobacco, or chewing tobacco)?

Response	6	8	10	12	Total
Never	95.9	90.6	79.8	69.8	85.9
Once or Twice	2.6	6.1	10.1	11.7	6.9
Once in a while but not regularly	0.6	1.2	3.7	6.6	2.6
Regularly in the past	0.6	0.9	1.9	4.5	1.7
Regularly now	0.3	1.3	4.5	7.4	2.9
N of Valid	862	773	644	514	2793
N of Miss	12	23	18	19	72

Table 129: How often have you taken smokeless tobacco during the past 30 days?

Response	6	8	10	12	Total
Not at all	98.5	97.0	90.2	85.2	93.7
Once or twice	1.0	1.6	3.1	6.0	2.6
Once or twice per week	0.2	0.3	1.2	1.2	0.6
Three to five times per week	0.0	0.0	1.2	0.2	0.3
About once a day	0.0	0.3	1.4	1.2	0.6
More than once a day	0.2	0.9	2.8	6.2	2.1
N of Valid	863	772	644	514	2793
N of Miss	11	24	18	19	72

Table 130: Have you ever smoked cigarettes?

Response	6	8	10	12	Total	
Never	93.7	84.8	63.1	57.3	77.5	
Once or Twice	3.5	9.2	17.4	17.5	10.9	
Once in a while but not regularly	1.5	2.7	6.7	12.2	5.0	
Regularly in the past	0.6	1.9	5.5	5.0	2.9	
Regularly now	0.7	1.4	7.3	8.0	3.8	
N of Valid	861	774	642	515	2792	
N of Miss	13	22	20	18	73	

Table 131: How frequently have you smoked cigarettes during the past 30 days?

Response	6	8	10	12	Total	
Not at all	97.6	96.4	84.6	80.0	91.0	
Less than one cigarette per day	1.9	1.4	6.5	9.5	4.2	
One to five cigarettes per day	0.5	1.6	6.5	5.4	3.1	
About one-half pack per day	0.0	0.3	1.2	2.9	0.9	
About one pack per day	0.0	0.3	0.5	1.6	0.5	
About one and one-half packs per day	0.0	0.0	0.0	0.2	0.0	
Two packs or more per day	0.1	0.1	0.6	0.4	0.3	
N of Valid	862	773	642	515	2792	
N of Miss	12	23	20	18	73	

Table 132: Which statement best describes rules about smoking inside your home?

Response	6	8	10	12	Total	
Smoking is not allowed anywhere inside your home	73.2	75.9	72.1	79.2	74.8	
Smoking is allowed in some places and at some times	6.1	5.8	6.4	5.3	5.9	
Smoking is allowed anywhere inside the home	1.8	1.7	4.4	2.9	2.6	
There are no rules about smoking inside the home	2.2	3.8	6.1	4.3	3.9	
I don't know	16.7	12.8	11.1	8.4	12.8	
N of Valid	852	771	642	514	2779	
N of Miss	22	25	20	19	86	



Table 133: Which statement best describes rules about smoking in your family cars?

Response	6	8	10	12	Total	
Smoking is never allowed in any car	67.7	66.0	60.8	64.4	65.0	
Smoking is allowed sometimes or in some cars	10.7	12.5	11.6	14.0	12.0	
Smoking is allowed in any car anytime	3.6	4.2	7.2	5.3	4.9	
There are no rules about smoking in the car	3.6	7.0	8.3	7.4	6.3	
We do not have a family car	0.7	0.8	0.9	1.2	0.9	
I don't know	13.6	9.6	11.1	7.8	10.9	
N of Valid	852	770	638	514	2774	
N of Miss	22	26	24	19	91	

Table 134: During this school year, were you taught in any of your classes about the dangers of tobacco use?

Response	6	8	10	12	Total	
Strongly agree	40.2	49.7	18.1	8.5	31.9	
Agree	20.9	26.7	27.3	19.2	23.7	
Disagree	8.8	6.5	16.9	18.2	11.8	
Strongly disagree	11.0	5.9	21.1	34.5	16.3	
I don't know	19.0	11.2	16.6	19.6	16.4	
N of Valid	826	765	634	505	2730	
N of Miss	48	31	28	28	135	

Table 135: During the past 12 months, have you participated in any community activities to discourage people your age from using cigarettes, chewing tobacco, snuff, dip or cigars?

Response	6	8	10	12	Total	
Strongly agree	22.9	12.9	6.8	4.4	12.9	
Agree	14.0	14.8	8.9	9.1	12.1	
Disagree	12.0	20.2	20.2	18.5	17.4	
Strongly disagree	18.1	24.0	42.4	49.0	31.1	
I don't know	33.0	28.1	21.6	19.0	26.4	
N of Valid	822	758	629	504	2713	
N of Miss	52	38	33	29	152	

Table 136: Think back over the last two weeks. How many times have you had five or more alcoholic drinks in a row?







Response	6	8	10	12	Total	
None	97.6	94.8	82.5	73.3	88.9	
Once	1.4	3.4	6.0	11.1	4.8	
Twice	0.7	0.8	4.1	7.7	2.8	
3-5 times	0.1	0.6	4.9	4.7	2.2	
6-9 times	0.0	0.0	0.9	1.2	0.4	
10 or more times	0.1	0.4	1.6	2.0	0.9	
N of Valid	847	773	635	506	2761	
N of Miss	27	23	27	27	104	

Table 137: During the past 30 days, how many times did you ride in a car or other vehicle driven by someone who had been drinking alcohol or using drugs to get high?






Response	6	8	10	12	Total	
0 times	91.7	90.8	80.4	81.8	87.0	
1 time	3.6	3.1	6.5	7.7	4.9	
2 or 3 times	2.3	4.4	7.3	5.0	4.5	
4 or 5 times	0.6	0.6	3.2	2.8	1.6	
6 or more times	1.9	1.0	2.7	2.8	2.0	
N of Valid	844	772	634	505	2755	
N of Miss	30	24	28	28	110	

Table 138: During the past 30 days, how many times did you drive a car or other vehicle when you had been drinking alcohol or using drugs to get high?







Response	6	8	10	12	Total	
I did not drive a car in the past 30 days	54.4	61.6	37.4	19.3	45.8	
0 times	44.1	36.5	57.3	72.6	50.4	
1 time	0.5	1.1	2.4	2.4	1.5	
2 or 3 times	0.4	0.5	1.6	2.8	1.2	
4 or 5 times	0.0	0.1	0.8	0.6	0.3	
6 or more times	0.6	0.1	0.5	2.4	0.8	
N of Valid	814	737	626	503	2680	
N of Miss	60	59	36	30	185	

Table 139: If you drank alcohol (not just a sip or taste) in the past year, how did you usually get it?













Response	6	8	10	12	Total	
I did not drink alcohol in the past year	93.9	85.7	58.1	42.2	73.8	
I bought it myself with a fake ID	0.0	0.0	0.2	0.4	0.1	
I bought it myself without a fake ID	0.1	0.0	0.2	1.0	0.3	
I got it from someone I know age 21 or older	1.0	2.9	13.6	29.4	9.7	
I got it from someone I know under age 21	0.2	1.2	6.1	7.8	3.3	
I got it from my brother or sister	0.2	0.9	1.3	1.8	1.0	
I got it from home with my parents' permission	1.0	2.5	7.7	5.0	3.7	
I got it from home without my parents' permission	0.6	2.1	4.3	2.8	2.3	
I got it from another relative	0.5	0.7	1.8	0.6	0.8	
A stranger bought it for me	0.1	0.1	0.6	0.8	0.4	
I took it from a store or shop	0.1	0.1	0.5	0.2	0.2	
Other	2.2	3.7	5.6	8.0	4.5	
N of Valid	826	757	623	500	2706	
N of Miss	48	39	39	33	159	

Table 140: If you drank alcohol (not just a sip or taste) in the past year, where did you usually drink it?










Response	6	8	10	12	Total	
I did not drink alcohol in the past year	95.1	86.6	59.9	42.6	75.0	
at my home	1.9	5.8	15.8	13.6	8.3	
at someone else's home	1.6	4.9	19.5	37.9	13.3	
at an open area like a park, beach, field, back road, woods, or a street corner	0.9	2.0	2.6	3.4	2.0	
at a sporting event or concert	0.0	0.0	0.3	0.0	0.1	
at a restaurant, bar, or a nightclub	0.5	0.0	0.2	1.4	0.4	
at an empty building or a construction site	0.0	0.0	0.0	0.0	0.0	
at a hotel/motel	0.0	0.1	0.7	0.8	0.3	
in a car	0.0	0.5	0.0	0.2	0.2	
at school	0.0	0.0	1.0	0.0	0.2	
N of Valid	823	754	614	493	2684	
N of Miss	51	42	48	40	181	

Table 141: How do you feel about someone your age having one or two drinks of an alcoholic beverage nearly every day?


Response	6	8	10	12	Total	
Neither approve nor disapprove	16.3	15.8	29.6	29.4	21.7	
Somewhat disapprove	4.7	10.7	22.7	24.5	14.2	
Strongly disapprove	66.7	64.1	38.4	37.8	54.1	
Don't know or can't say	12.3	9.4	9.4	8.3	10.1	
N of Valid	828	765	631	503	2727	
N of Miss	46	31	31	30	138	

Table 142: On how many occasions have you had alcoholic beverages (beer, wine or hard liquor) to drink in your lifetime - more than just a few sips?


Response	6	8	10	12	Total	
0	91.1	80.4	46.6	34.4	67.5	
01/02/13	6.3	9.1	12.6	12.3	9.6	
03/05/13	1.4	3.7	11.8	10.7	6.1	
06/09/13	0.7	2.0	6.5	8.3	3.8	
10/19/13	0.0	2.8	8.7	10.5	4.7	
20-39	0.0	1.0	4.4	8.3	2.8	
40	0.5	1.0	9.3	15.6	5.4	
N of Valid	853	762	633	506	2754	
N of Miss	21	34	29	27	111	

Table 143: On how many occasions have you drunk one of more drinks of an alcoholic beverage during the past 30 days?


Response	6	8	10	12	Total	
0	97.8	93.7	78.1	62.0	85.6	
01/02/13	2.1	3.8	10.3	19.1	7.6	
03/05/13	0.0	1.6	5.2	8.7	3.2	
06/09/13	0.0	0.5	3.7	5.6	2.0	
10/19/13	0.0	0.3	1.6	3.8	1.1	
20-39	0.0	0.0	0.8	0.6	0.3	
40	0.1	0.1	0.3	0.2	0.2	
N of Valid	851	760	630	503	2744	
N of Miss	23	36	32	30	121	

Table 144: On how many occasions have you used marijuana (grass, pot) or hashish (hash, hash oil) in your lifetime?


Response	6	8	10	12	Total	
0	98.5	92.0	71.3	62.7	83.8	
01/02/13	0.5	3.2	5.5	7.9	3.8	
03/05/13	0.2	0.8	3.6	6.1	2.3	
06/09/13	0.1	1.4	3.5	4.7	2.1	
10/19/13	0.2	0.3	3.2	3.4	1.5	
20-39	0.0	0.9	1.4	3.2	1.2	
40	0.5	1.4	11.4	12.0	5.4	
N of Valid	848	760	631	507	2746	
N of Miss	26	36	31	26	119	

Table 145: On how many occasions have you used marijuana (grass, pot) or hashish (hash, hash oil) during the past 30 days?


Response	6	8	10	12	Total	
0	99.1	97.5	86.2	85.5	93.2	
01/02/13	0.5	0.8	4.3	5.0	2.3	
03/05/13	0.4	0.5	1.9	2.4	1.1	
06/09/13	0.0	0.5	1.9	1.2	0.8	
10/19/13	0.0	0.3	1.7	2.2	0.9	
20-39	0.1	0.0	1.9	1.6	0.8	
40	0.0	0.4	2.1	2.2	1.0	
N of Valid	852	756	629	505	2742	
N of Miss	22	40	33	28	123	

Table 146: On how many occasions have you used LSD or other psychedelics in your lifetime?


Response	6	8	10	12	Total	
0	100.0	99.7	97.1	95.1	98.4	
01/02/13	0.0	0.1	1.4	2.9	0.9	
03/05/13	0.0	0.0	0.5	1.0	0.3	
06/09/13	0.0	0.1	0.6	0.2	0.2	
10/19/13	0.0	0.0	0.2	0.6	0.1	
20-39	0.0	0.0	0.2	0.0	0.0	
40	0.0	0.0	0.0	0.2	0.0	
N of Valid	844	757	631	509	2741	
N of Miss	30	39	31	24	124	

Table 147: On how many occasions have you used LSD or other psychedelics during the past 30 days?






Response	6	8	10	12	Total	
0	100.0	99.9	99.0	98.2	99.4	
01/02/13	0.0	0.1	0.6	1.4	0.4	
03/05/13	0.0	0.0	0.0	0.2	0.0	
06/09/13	0.0	0.0	0.2	0.0	0.0	
10/19/13	0.0	0.0	0.2	0.2	0.1	
20-39	0.0	0.0	0.0	0.0	0.0	
40	0.0	0.0	0.0	0.0	0.0	
N of Valid	841	757	629	509	2736	
N of Miss	33	39	33	24	129	

Table 148: On how many occasions have you used cocaine or crack in your lifetime?







Response	6	8	10	12	Total	
0	99.4	99.5	98.7	97.0	98.8	
01/02/13	0.5	0.3	0.8	2.2	0.8	
03/05/13	0.0	0.1	0.0	0.6	0.1	
06/09/13	0.0	0.1	0.0	0.0	0.0	
10/19/13	0.0	0.0	0.3	0.2	0.1	
20-39	0.0	0.0	0.0	0.0	0.0	
40	0.1	0.0	0.2	0.0	0.1	
N of Valid	849	758	629	508	2744	
N of Miss	25	38	33	25	121	

Table 149: On how many occasions have you used cocaine or crack during the past 30 days?






Response	6	8	10	12	Total	
0	100.0	99.6	99.7	100.0	99.8	
01/02/13	0.0	0.1	0.0	0.0	0.0	
03/05/13	0.0	0.3	0.0	0.0	0.1	
06/09/13	0.0	0.0	0.0	0.0	0.0	
10/19/13	0.0	0.0	0.2	0.0	0.0	
20-39	0.0	0.0	0.0	0.0	0.0	
40	0.0	0.0	0.2	0.0	0.0	
N of Valid	848	759	627	508	2742	
N of Miss	26	37	35	25	123	

Table 150: On how many occasions have you sniffed glue, breathed the contents of an aerosol spray can, or inhaled other gases or sprays, in order to get high in your lifetime?








Response	6	8	10	12	Total	
0	96.1	94.3	93.9	92.1	94.4	
01/02/13	2.5	3.2	3.3	4.7	3.3	
03/05/13	0.6	1.2	0.8	2.4	1.1	
06/09/13	0.5	0.8	0.6	0.0	0.5	
10/19/13	0.0	0.3	1.0	0.2	0.3	
20-39	0.0	0.1	0.0	0.0	0.0	
40	0.4	0.1	0.3	0.6	0.3	
N of Valid	849	758	628	508	2743	
N of Miss	25	38	34	25	122	

Table 151: On how many occasions have you sniffed glue, breathed the contents of an aerosol spray can, or inhaled other gases or sprays, in order to get high during the past 30 days?







Response	6	8	10	12	Total	
0	97.5	98.2	98.7	99.2	98.3	
01/02/13	2.1	1.6	0.8	0.4	1.3	
03/05/13	0.1	0.3	0.3	0.2	0.2	
06/09/13	0.0	0.0	0.2	0.2	0.1	
10/19/13	0.1	0.0	0.0	0.0	0.0	
20-39	0.0	0.0	0.0	0.0	0.0	
40	0.1	0.0	0.0	0.0	0.0	
N of Valid	848	757	629	509	2743	
N of Miss	26	39	33	24	122	

Table 152: On how many occasions have you used Daztrex in your lifetime?


Response	6	8	10	12	Total	
0	100.0	100.0	100.0	100.0	100.0	
01/02/13	0.0	0.0	0.0	0.0	0.0	
03/05/13	0.0	0.0	0.0	0.0	0.0	
06/09/13	0.0	0.0	0.0	0.0	0.0	
10/19/13	0.0	0.0	0.0	0.0	0.0	
20-39	0.0	0.0	0.0	0.0	0.0	
40	0.0	0.0	0.0	0.0	0.0	
N of Valid	831	759	629	507	2726	
N of Miss	43	37	33	26	139	

Table 153: On how many occasions have you used Daztrex during the past 30 days?


Response	6	8	10	12	Total	
0	100.0	100.0	100.0	100.0	100.0	
01/02/13	0.0	0.0	0.0	0.0	0.0	
03/05/13	0.0	0.0	0.0	0.0	0.0	
06/09/13	0.0	0.0	0.0	0.0	0.0	
10/19/13	0.0	0.0	0.0	0.0	0.0	
20-39	0.0	0.0	0.0	0.0	0.0	
40	0.0	0.0	0.0	0.0	0.0	
N of Valid	829	758	628	506	2721	
N of Miss	45	38	34	27	144	

Table 154: On how many occasions have you used synthetic marijuana in your lifetime?








Response	6	8	10	12	Total	
0	99.5	97.6	88.2	88.4	94.3	
01/02/13	0.2	0.9	3.8	5.5	2.2	
03/05/13	0.2	0.5	2.1	2.4	1.1	
06/09/13	0.0	0.4	3.0	1.8	1.1	
10/19/13	0.0	0.3	1.0	0.6	0.4	
20-39	0.0	0.0	0.6	0.4	0.2	
40	0.0	0.3	1.3	1.0	0.5	
N of Valid	842	758	628	509	2737	
N of Miss	32	38	34	24	128	



Table 155: On how many occasions have you used synthetic marijuana during the past 30 days?








Response	6	8	10	12	Total	
0	100.0	99.1	97.1	99.2	98.9	
01/02/13	0.0	0.5	1.4	0.4	0.5	
03/05/13	0.0	0.4	0.8	0.2	0.3	
06/09/13	0.0	0.0	0.3	0.0	0.1	
10/19/13	0.0	0.0	0.0	0.0	0.0	
20-39	0.0	0.0	0.3	0.2	0.1	
40	0.0	0.0	0.0	0.0	0.0	
N of Valid	843	756	628	509	2736	
N of Miss	31	40	34	24	129	

Table 156: On how many occasions have you used methamphetamines (meth, speed, crank, crystal meth) in your lifetime?








Response	6	8	10	12	Total	
0	99.6	99.2	98.6	99.0	99.2	
01/02/13	0.2	0.4	1.0	1.0	0.6	
03/05/13	0.1	0.3	0.2	0.0	0.1	
06/09/13	0.0	0.1	0.2	0.0	0.1	
10/19/13	0.0	0.0	0.2	0.0	0.0	
20-39	0.0	0.0	0.0	0.0	0.0	
40	0.0	0.0	0.0	0.0	0.0	
N of Valid	844	756	628	509	2737	
N of Miss	30	40	34	24	128	

Table 157: On how many occasions have you used methamphetamines (meth, speed, crank, crystal meth) in the past 30 days?








Response	6	8	10	12	Total	
0	100.0	99.7	99.7	100.0	99.9	
01/02/13	0.0	0.1	0.2	0.0	0.1	
03/05/13	0.0	0.0	0.2	0.0	0.0	
06/09/13	0.0	0.1	0.0	0.0	0.0	
10/19/13	0.0	0.0	0.0	0.0	0.0	
20-39	0.0	0.0	0.0	0.0	0.0	
40	0.0	0.0	0.0	0.0	0.0	
N of Valid	844	756	628	509	2737	
N of Miss	30	40	34	24	128	

Table 158: On how many occasions have you used other chemical products (bath salts, plant food, etc.) in your lifetime?


Response	6	8	10	12	Total	
0	98.9	99.3	98.9	99.4	99.1	
01/02/13	0.4	0.5	0.6	0.4	0.5	
03/05/13	0.0	0.0	0.0	0.2	0.0	
06/09/13	0.4	0.0	0.3	0.0	0.2	
10/19/13	0.0	0.0	0.0	0.0	0.0	
20-39	0.1	0.0	0.0	0.0	0.0	
40	0.2	0.1	0.2	0.0	0.1	
N of Valid	843	755	627	508	2733	
N of Miss	31	41	35	25	132	

Table 159: On how many occasions have you used other chemical products (bath salts, plant food, etc.) during the past 30 days?


Response	6	8	10	12	Total	
0	99.4	99.5	99.5	100.0	99.6	
01/02/13	0.0	0.3	0.3	0.0	0.1	
03/05/13	0.1	0.0	0.0	0.0	0.0	
06/09/13	0.2	0.0	0.0	0.0	0.1	
10/19/13	0.1	0.1	0.0	0.0	0.1	
20-39	0.0	0.0	0.2	0.0	0.0	
40	0.1	0.1	0.0	0.0	0.1	
N of Valid	840	755	628	509	2732	
N of Miss	34	41	34	24	133	

Table 160: On how many occasions have you used heroin or other opiates in your lifetime?


Response	6	8	10	12	Total	
0	99.9	99.6	99.2	98.4	99.4	
01/02/13	0.1	0.4	0.3	0.8	0.4	
03/05/13	0.0	0.0	0.2	0.4	0.1	
06/09/13	0.0	0.0	0.2	0.0	0.0	
10/19/13	0.0	0.0	0.0	0.2	0.0	
20-39	0.0	0.0	0.0	0.0	0.0	
40	0.0	0.0	0.2	0.2	0.1	
N of Valid	837	756	625	508	2726	
N of Miss	37	40	37	25	139	

Table 161: On how many occasions have you used heroin or other opiates during the past 30 days?


Response	6	8	10	12	Total	
0	100.0	100.0	99.7	99.4	99.8	
01/02/13	0.0	0.0	0.2	0.4	0.1	
03/05/13	0.0	0.0	0.0	0.2	0.0	
06/09/13	0.0	0.0	0.0	0.0	0.0	
10/19/13	0.0	0.0	0.2	0.0	0.0	
20-39	0.0	0.0	0.0	0.0	0.0	
40	0.0	0.0	0.0	0.0	0.0	
N of Valid	833	757	623	508	2721	
N of Miss	41	39	39	25	144	

Table 162: On how many occasions have you used MDMA ('X', 'E', or ecstasy) in your lifetime?


Response	6	8	10	12	Total	
0	99.9	99.3	97.6	97.2	98.7	
01/02/13	0.1	0.4	1.3	1.8	0.8	
03/05/13	0.0	0.0	0.5	0.2	0.1	
06/09/13	0.0	0.0	0.2	0.2	0.1	
10/19/13	0.0	0.1	0.2	0.2	0.1	
20-39	0.0	0.1	0.0	0.0	0.0	
40	0.0	0.0	0.3	0.4	0.1	
N of Valid	828	756	625	509	2718	
N of Miss	46	40	37	24	147	

Table 163: On how many occasions have you used MDMA ('X', 'E', or ecstasy) during the past 30 days?


Response	6	8	10	12	Total	
0	100.0	99.7	99.2	99.4	99.6	
01/02/13	0.0	0.1	0.5	0.2	0.2	
03/05/13	0.0	0.1	0.2	0.0	0.1	
06/09/13	0.0	0.0	0.2	0.0	0.0	
10/19/13	0.0	0.0	0.0	0.0	0.0	
20-39	0.0	0.0	0.0	0.0	0.0	
40	0.0	0.0	0.0	0.4	0.1	
N of Valid	826	754	624	508	2712	
N of Miss	48	42	38	25	153	

Table 164: On how many occasions have you taken prescription drugs (such as Valium, Xanax, Ritalin, Adderall, OxyContin, Darvocet, or sleeping pills) not prescribed to you in your lifetime?








Response	6	8	10	12	Total	
0	97.6	95.4	86.3	82.7	91.6	
01/02/13	0.8	1.8	4.8	6.3	3.0	
03/05/13	0.6	1.3	3.5	4.9	2.3	
06/09/13	0.4	0.5	1.6	2.4	1.1	
10/19/13	0.2	0.4	1.4	1.4	0.8	
20-39	0.0	0.1	0.5	1.0	0.3	
40	0.4	0.4	1.8	1.4	0.9	
N of Valid	841	757	622	508	2728	
N of Miss	33	39	40	25	137	

Table 165: On how many occasions have you taken prescription drugs (such as Valium, Xanax, Ritalin, Adderall, OxyContin, Darvocet, or sleeping pills) not prescribed to you during the past 30 days?








Response	6	8	10	12	Total	
0	98.7	98.2	94.1	93.9	96.6	
01/02/13	1.0	1.2	3.1	3.7	2.0	
03/05/13	0.0	0.3	1.4	1.2	0.6	
06/09/13	0.0	0.1	1.0	0.6	0.4	
10/19/13	0.2	0.1	0.3	0.2	0.2	
20-39	0.0	0.1	0.2	0.4	0.1	
40	0.1	0.0	0.0	0.0	0.0	
N of Valid	838	758	622	508	2726	
N of Miss	36	38	40	25	139	

Table 166: On how many occasions have you taken non-prescription medicines such as diet pills (for example, Dietac, Dexatrim or Prolamine), stay-awake pills (for example No-Doz, Vivarin, or Wake), or cough or cold medicines (robos, DXM, etc.) to get high in your lifetime?








Response	6	8	10	12	Total	
0	98.6	98.3	94.4	93.9	96.7	
01/02/13	0.6	0.8	2.4	2.4	1.4	
03/05/13	0.2	0.5	0.8	1.6	0.7	
06/09/13	0.2	0.1	1.1	1.0	0.5	
10/19/13	0.1	0.1	0.6	0.4	0.3	
20-39	0.0	0.0	0.0	0.2	0.0	
40	0.2	0.1	0.6	0.6	0.4	
N of Valid	841	756	623	508	2728	
N of Miss	33	40	39	25	137	

Table 167: On how many occasions have you taken non-prescription medicines such as diet pills (for example, Dietac, Dexatrim or Prolamine), stay-awake pills (for example No-Doz, Vivarin, or Wake), or cough or cold medicines (robos, DXM, etc.) to get high during the past 30 days?







Response	6	8	10	12	Total	
0	99.4	99.6	98.2	98.6	99.0	
01/02/13	0.2	0.3	0.6	0.4	0.4	
03/05/13	0.1	0.0	0.3	0.6	0.2	
06/09/13	0.2	0.1	0.3	0.0	0.2	
10/19/13	0.0	0.0	0.3	0.4	0.1	
20-39	0.0	0.0	0.2	0.0	0.0	
40	0.0	0.0	0.0	0.0	0.0	
N of Valid	841	757	620	506	2724	
N of Miss	33	39	42	27	141	

Table 168: On how many occasions have you been drunk or very high from drinking alcoholic beverages during the past 30 days?








Response	6	8	10	12	Total	
0	99.3	96.4	84.1	74.2	90.4	
01/02/13	0.6	2.1	6.8	13.1	4.8	
03/05/13	0.1	0.8	4.4	6.0	2.4	
06/09/13	0.0	0.1	2.1	3.4	1.1	
10/19/13	0.0	0.5	1.3	3.0	1.0	
20-39	0.0	0.0	0.8	0.2	0.2	
40	0.0	0.0	0.5	0.2	0.1	
N of Valid	841	753	615	504	2713	
N of Miss	33	43	47	29	152	

Table 169: On how many occasions have you drunk flavored alcoholic beverages, sometimes called 'alcopops' (like Mike's Hard Lemonade, Smirnoff Ice, Bacardi Breezers, etc.) in your lifetime?








Response	6	8	10	12	Total	
0	96.4	88.6	63.1	50.6	78.2	
01/02/13	2.4	4.3	10.6	13.5	6.8	
03/05/13	0.7	2.8	8.1	11.5	5.0	
06/09/13	0.2	1.7	8.2	6.0	3.5	
10/19/13	0.1	1.1	4.2	7.5	2.7	
20-39	0.0	0.4	1.1	5.0	1.3	
40	0.1	1.2	4.7	6.0	2.5	
N of Valid	844	752	620	504	2720	
N of Miss	30	44	42	29	145	

Table 170: On how many occasions have you drunk flavored alcoholic beverages, sometimes called 'alcopops' (like Mike's Hard Lemonade, Smirnoff Ice, Bacardi Breezers, etc.) during the past 30 days?








Response	6	8	10	12	Total	
0	98.5	94.8	84.2	78.7	90.5	
01/02/13	1.3	3.6	8.5	13.8	5.9	
03/05/13	0.2	0.9	4.3	3.2	1.9	
06/09/13	0.0	0.3	1.8	3.2	1.1	
10/19/13	0.0	0.3	1.0	1.0	0.5	
20-39	0.0	0.1	0.2	0.0	0.1	
40	0.0	0.0	0.0	0.2	0.0	
N of Valid	840	757	621	507	2725	
N of Miss	34	39	41	26	140	

Table 171: If you used prescription drugs or over the counter drugs without a doctor telling you to use it or for the purpose of getting high, where did you get these drugs?












Response	6	8	10	12	Total	
I did not use prescription drugs or over the counter drugs to get high.	99.0	97.3	91.9	88.4	94.9	
I bought it or took it from a store or shop.	0.0	0.3	0.5	0.6	0.3	
I got it from my parents with permission.	0.1	0.5	0.8	1.8	0.7	
I got it from home without permission.	0.1	0.8	1.6	1.6	0.9	
I got it from a relative with permission.	0.1	0.1	0.5	0.4	0.3	
I got it from a relative without permission.	0.0	0.0	0.2	0.2	0.1	
I got it from a friends home with permission.	0.1	0.3	0.2	0.6	0.3	
I got it from a friends home without permission.	0.1	0.1	0.3	0.0	0.1	
I got it from a friend while at school.	0.0	0.3	0.8	1.6	0.6	
I got it from a friend while at a party.	0.0	0.0	0.8	1.2	0.4	
I got it from a friend, elsewhere	0.4	0.3	2.3	3.7	1.4	
N of Valid	822	753	607	510	2692	
N of Miss	52	43	55	23	173	

Table 172: During the last month, about how many marijuana cigarettes, or the equivalent, did you smoke a day, on the average?


Response	6	8	10	12	Total	
None	98.2	96.4	86.9	84.0	92.5	
Less than 1 a day	1.1	2.0	3.8	6.8	3.0	
1 a day	0.1	0.3	1.6	2.2	0.9	
2-3 a day	0.2	0.8	3.6	4.5	2.0	
4-6 a day	0.4	0.3	2.6	1.0	1.0	
7-10 a day	0.0	0.1	1.0	0.2	0.3	
11 or more a day	0.0	0.1	0.5	1.4	0.4	
N of Valid	836	756	613	511	2716	
N of Miss	38	40	49	22	149	

Table 173: How wrong do your friends feel it would be for YOU to: drink alcohol?


Response	6	8	10	12	Total	
Very wrong	87.4	72.4	42.7	34.0	63.0	
Wrong	7.3	14.9	19.2	25.0	15.5	
A little bit wrong	3.5	8.1	18.9	19.4	11.3	
Not wrong at all	1.8	4.5	19.1	21.6	10.2	
N of Valid	826	751	613	509	2699	
N of Miss	48	45	49	24	166	

Table 174: How wrong do your friends feel it would be for YOU to: smoke tobacco?


Response	6	8	10	12	Total	
Very wrong	91.2	80.1	51.6	41.1	69.7	
Wrong	5.4	10.3	18.5	20.2	12.5	
A little bit wrong	2.5	4.4	12.9	14.7	7.7	
Not wrong at all	0.8	5.2	17.0	24.1	10.1	
N of Valid	828	750	611	511	2700	
N of Miss	46	46	51	22	165	



Table 175: How wrong do your friends feel it would be for YOU to: smoke marijuana?





Response	6	8	10	12	Total	
Very wrong	94.1	80.0	50.9	42.1	70.5	
Wrong	3.4	9.6	13.3	16.0	9.7	
A little bit wrong	1.6	4.1	15.2	17.0	8.3	
Not wrong at all	1.0	6.3	20.6	24.9	11.4	
N of Valid	826	750	611	511	2698	
N of Miss	48	46	51	22	167	

Table 176: How wrong do your friends feel it would be for YOU to: use prescription drugs not prescribed to you





Response	6	8	10	12	Total	
Very wrong	92.5	82.8	67.4	62.0	78.3	
Wrong	5.4	10.3	16.0	20.4	12.0	
A little bit wrong	1.3	3.9	8.6	10.8	5.5	
Not wrong at all	0.9	3.1	8.1	6.8	4.2	
N of Valid	822	750	608	511	2691	
N of Miss	52	46	54	22	174	

Table 177: How wrong would most adults (over 21) in your neighborhood think it is for kids your age: to use marijuana?





Response	6	8	10	12	Total	
Very wrong	92.2	86.2	67.4	63.6	79.5	
Wrong	5.3	8.5	17.5	22.2	12.2	
A little bit wrong	1.3	3.6	7.4	8.5	4.7	
Not wrong at all	1.1	1.7	7.7	5.7	3.6	
N of Valid	823	754	611	508	2696	
N of Miss	51	42	51	25	169	

Table 178: How wrong would most adults (over 21) in your neighborhood think it is for kids your age: to drink alcohol?





Response	6	8	10	12	Total	
Very wrong	86.3	79.3	56.5	49.4	70.7	
Wrong	9.9	12.1	21.1	20.5	15.0	
A little bit wrong	1.9	6.0	13.7	20.1	9.2	
Not wrong at all	1.8	2.7	8.7	10.0	5.2	
N of Valid	826	754	611	508	2699	
N of Miss	48	42	51	25	166	

Table 179: How wrong would most adults (over 21) in your neighborhood think it is for kids your age: to smoke cigarettes?





Response	6	8	10	12	Total	
Very wrong	87.4	82.2	61.8	50.7	73.2	
Wrong	8.0	10.6	17.7	24.1	14.0	
A little bit wrong	2.7	4.4	13.8	14.4	7.9	
Not wrong at all	1.9	2.8	6.7	10.8	4.9	
N of Valid	823	753	610	507	2693	
N of Miss	51	43	52	26	172	

Table 180: How much do each of the following statements describe your neighborhood? crime and/or drug selling





Response	6	8	10	12	Total	
NO!	82.4	76.5	63.8	67.9	73.8	
no	11.3	14.3	25.2	20.9	17.1	
yes	4.4	7.1	6.8	8.5	6.5	
YES!	1.8	2.0	4.3	2.8	2.6	
N of Valid	814	746	607	507	2674	
N of Miss	60	50	55	26	191	

Table 181: How much do each of the following statements describe your neighborhood? fights


Response	6	8	10	12	Total	
NO!	73.7	71.9	63.2	68.7	69.9	
no	13.7	16.6	24.4	23.4	18.8	
yes	9.9	9.1	7.6	5.5	8.3	
YES!	2.7	2.4	4.8	2.4	3.0	
N of Valid	816	748	603	508	2675	
N of Miss	58	48	59	25	190	

Table 182: How much do each of the following statements describe your neighborhood? lots of empty or abandoned buildings


Response	6	8	10	12	Total	
NO!	79.8	76.4	67.3	72.4	74.7	
no	13.7	18.3	27.2	22.8	19.8	
yes	5.1	3.6	3.3	4.1	4.1	
YES!	1.3	1.6	2.2	0.6	1.5	
N of Valid	818	747	602	508	2675	
N of Miss	56	49	60	25	190	

Table 183: How much do each of the following statements describe your neighborhood? lots of graffiti


Response	6	8	10	12	Total	
NO!	86.3	84.9	74.7	80.6	82.2	
no	11.2	12.9	22.8	18.2	15.6	
yes	1.5	1.3	0.7	0.8	1.1	
YES!	1.0	0.9	1.8	0.4	1.1	
N of Valid	797	747	601	506	2651	
N of Miss	77	49	61	27	214	

Table 184: I feel safe in my neighborhood.

Response	6	8	10	12	Total
NO!	7.6	5.0	4.3	2.8	5.2
no	6.5	6.3	5.5	7.5	6.4
yes	26.8	29.4	36.7	36.7	31.6
YES!	59.1	59.3	53.6	53.1	56.8
N of Valid	817	745	603	507	2672
N of Miss	57	51	59	26	193

Table 185: If a kid smoked marijuana in your neighborhood would he or she be caught by the police?

Response	6	8	10	12	Total
NO!	11.1	11.9	21.5	22.2	15.8
no	14.7	27.6	43.1	48.5	31.1
yes	28.5	28.5	24.2	21.0	26.1
YES!	45.7	32.0	11.2	8.4	27.0
N of Valid	808	740	599	501	2648
N of Miss	66	56	63	32	217

Table 186: If a kid drank some beer, wine or hard liquor (for example, vodka, whiskey, or gin) in your neighborhood would he or she be caught by the police?

Response	6	8	10	12	Total
NO!	12.4	16.4	26.0	30.7	20.1
no	20.7	30.9	49.0	48.9	35.3
yes	27.4	27.7	17.0	15.4	22.8
YES!	39.5	25.0	8.0	5.0	21.8
N of Valid	807	740	600	501	2648
N of Miss	67	56	62	32	217

Table 187: If a kid carried a handgun in your neighborhood would he or she be caught by the police?





Response	6	8	10	12	Total	
NO!	12.5	13.0	18.7	18.8	15.2	
no	14.0	20.1	31.9	36.3	24.0	
yes	27.4	31.3	30.6	28.7	29.5	
YES!	46.0	35.6	18.7	16.2	31.3	
N of Valid	806	741	598	501	2646	
N of Miss	68	55	64	32	219	

Table 188: If you wanted to get some cigarettes, how easy would it be for you to get some?





Response	6	8	10	12	Total	
Very hard	79.6	56.6	26.3	12.8	48.3	
Sort of hard	7.3	15.9	16.4	9.4	12.2	
Sort of easy	6.8	14.6	24.5	21.0	15.7	
Very easy	6.2	12.9	32.7	56.9	23.8	
N of Valid	791	735	596	501	2623	
N of Miss	83	61	66	32	242	

Table 189: If you wanted to get some beer, wine or hard liquor (for example, vodka, whiskey, or gin), how easy would it be for you to get some?





Response	6	8	10	12	Total	
Very hard	78.7	51.5	23.4	13.2	46.0	
Sort of hard	8.1	13.7	14.3	11.2	11.7	
Sort of easy	7.2	19.0	24.4	26.5	18.1	
Very easy	6.0	15.8	37.9	49.1	24.2	
N of Valid	787	736	594	501	2618	
N of Miss	87	60	68	32	247	

Table 190: If you wanted to get a drug like cocaine, LSD, or amphetamines, how easy would it be for you to get some?





Response	6	8	10	12	Total	
Very hard	95.0	88.4	66.1	52.4	78.4	
Sort of hard	2.9	4.8	16.8	25.8	11.0	
Sort of easy	0.9	3.7	8.1	11.2	5.3	
Very easy	1.1	3.1	9.1	10.6	5.3	
N of Valid	785	732	596	500	2613	
N of Miss	89	64	66	33	252	

Table 191: If you wanted to get a handgun, how easy would it be for you to get one?





Response	6	8	10	12	Total	
Very hard	76.0	65.0	52.9	43.6	61.4	
Sort of hard	11.9	12.3	17.0	19.6	14.6	
Sort of easy	6.5	11.6	11.6	15.4	10.8	
Very easy	5.6	11.2	18.5	21.4	13.1	
N of Valid	784	734	594	500	2612	
N of Miss	90	62	68	33	253	

Table 192: If you wanted to get some marijuana, how easy would it be for you to get some?





Response	6	8	10	12	Total	
Very hard	92.0	75.7	35.3	21.6	61.0	
Sort of hard	2.7	6.6	11.7	8.5	7.0	
Sort of easy	2.1	8.1	16.9	23.6	11.3	
Very easy	3.2	9.5	36.1	46.4	20.8	
N of Valid	776	725	592	496	2589	
N of Miss	98	71	70	37	276	

Table 193: If you wanted to get prescription drugs for the purpose of getting high, how easy would it be for you to get some?

Response	6	8	10	12	Total	
Very hard	85.9	67.0	41.0	28.6	59.4	
Sort of hard	5.5	11.4	15.2	16.6	11.5	
Sort of easy	4.0	9.9	20.1	22.0	12.8	
Very easy	4.6	11.6	23.6	32.8	16.3	
N of Valid	781	734	592	500	2607	
N of Miss	93	62	70	33	258	

Table 194: If you wanted to get synthetic marijuana such as K2 or chemical products such as bath salts to get high, how easy would it be for you to get some?

Response	6	8	10	12	Total	
Very hard	93.3	85.4	56.0	43.2	73.0	
Sort of hard	3.3	5.4	15.6	22.2	10.3	
Sort of easy	1.5	4.2	12.4	14.8	7.3	
Very easy	1.8	4.9	15.9	19.8	9.3	
N of Valid	779	735	596	500	2610	
N of Miss	95	61	66	33	255	

Table 195: If you wanted to get steroids to enhance athletic performance, how easy would it be for you to get some?

Response	6	8	10	12	Total	
Very hard	91.6	84.9	62.7	46.4	74.4	
Sort of hard	4.4	7.9	18.2	23.4	12.2	
Sort of easy	1.5	4.6	8.2	16.2	6.8	
Very easy	2.5	2.6	10.9	14.0	6.6	
N of Valid	775	735	595	500	2605	
N of Miss	99	61	67	33	260	

Table 196: During the past 12 months, have you participated in any alcohol prevention programs or seen any alcohol prevention messages in your school or community? Yes, a school-based program focused on preventing underage drinking and/or drinking and driving.



Response	6	8	10	12	Total	
No	56.4	57.2	86.7	86.5	69.2	
Yes	43.6	42.8	13.3	13.5	30.8	
N of Valid	874	796	662	533	2865	
N of Miss	0	0	0	0	0	

Table 197: During the past 12 months, have you participated in any alcohol prevention programs or seen any alcohol prevention messages in your school or community? Yes, a community-based program focused on preventing underage drinking and/or drinking and driving (for example, through your church or temple or through youth groups like Boys and Girls Club or 4-H).



Response	6	8	10	12	Total	
No	88.7	91.2	95.5	97.4	92.6	
Yes	11.3	8.8	4.5	2.6	7.4	
N of Valid	874	796	662	533	2865	
N of Miss	0	0	0	0	0	

Table 198: During the past 12 months, have you participated in any alcohol prevention programs or seen any alcohol prevention messages in your school or community? Yes, a media campaign addressing underage drinking and/or drinking and driving (for example, newspaper ads, posters, pamphlets, radio, TV).



Response	6	8	10	12	Total	
No	89.9	85.8	91.5	91.7	89.5	
Yes	10.1	14.2	8.5	8.3	10.5	
N of Valid	874	796	662	533	2865	
N of Miss	0	0	0	0	0	

Table 199: During the past 12 months, have you participated in any alcohol prevention programs or seen any alcohol prevention messages in your school or community? No



Response	6	8	10	12	Total	
No	58.9	55.4	29.8	25.5	45.0	
Yes	41.1	44.6	70.2	74.5	55.0	
N of Valid	874	796	662	533	2865	
N of Miss	0	0	0	0	0	



Table 200: How wrong do your parents feel it would be for YOU to: drink beer, wine or hard liquor (for example, vodka, whiskey or gin) regularly?





Response	6	8	10	12	Total	
Very wrong	93.7	89.9	75.3	71.8	84.3	
Wrong	3.6	6.7	15.0	13.6	9.0	
A little bit wrong	1.7	3.0	6.7	10.7	4.9	
Not wrong at all	1.0	0.4	3.0	3.9	1.8	
N of Valid	807	745	600	507	2659	
N of Miss	67	51	62	26	206	

Table 201: How wrong do your parents feel it would be for YOU to: smoke tobacco?





Response	6	8	10	12	Total	
Very wrong	96.8	93.0	82.2	69.8	87.3	
Wrong	1.7	4.6	10.5	17.6	7.5	
A little bit wrong	1.0	1.6	4.5	8.3	3.4	
Not wrong at all	0.5	0.8	2.8	4.3	1.8	
N of Valid	804	745	600	506	2655	
N of Miss	70	51	62	27	210	

Table 202: How wrong do your parents feel it would be for YOU to: smoke marijuana?





Response	6	8	10	12	Total	
Very wrong	97.8	96.2	82.6	77.6	90.1	
Wrong	1.5	1.9	7.5	12.1	5.0	
A little bit wrong	0.4	1.2	5.8	6.9	3.1	
Not wrong at all	0.4	0.7	4.0	3.4	1.9	
N of Valid	800	741	599	505	2645	
N of Miss	74	55	63	28	220	

Table 203: How wrong do your parents feel it would be for YOU to: use prescription drugs not prescribed to you?





Response	6	8	10	12	Total	
Very wrong	96.8	95.6	89.6	84.4	92.5	
Wrong	2.1	2.7	5.5	10.7	4.7	
A little bit wrong	0.9	1.3	2.8	3.9	2.0	
Not wrong at all	0.2	0.4	2.0	1.0	0.8	
N of Valid	804	742	599	507	2652	
N of Miss	70	54	63	26	213	

Table 204: How wrong do your parents feel it would be for YOU to: steal something worth more than \$5?





Response	6	8	10	12	Total	
Very wrong	90.1	90.2	81.7	83.8	87.0	
Wrong	7.2	7.5	13.4	13.2	9.8	
A little bit wrong	2.3	1.6	3.5	2.2	2.3	
Not wrong at all	0.5	0.7	1.3	0.8	0.8	
N of Valid	797	742	597	507	2643	
N of Miss	77	54	65	26	222	

Table 205: How wrong do your parents feel it would be for YOU to: draw graffiti, write things, or draw pictures on buildings or other property (without the owner's permission)?





Response	6	8	10	12	Total	
Very wrong	92.6	91.7	85.1	84.2	89.0	
Wrong	5.4	5.7	9.0	12.8	7.7	
A little bit wrong	1.1	1.6	4.2	2.2	2.2	
Not wrong at all	0.9	1.1	1.7	0.8	1.1	
N of Valid	799	743	599	507	2648	
N of Miss	75	53	63	26	217	

Table 206: How wrong do your parents feel it would be for YOU to: pick a fight with someone?





Response	6	8	10	12	Total	
Very wrong	80.9	70.4	58.4	57.7	68.5	
Wrong	12.2	18.8	23.2	24.3	18.8	
A little bit wrong	4.5	8.8	14.7	14.2	9.9	
Not wrong at all	2.4	2.0	3.7	3.8	2.8	
N of Valid	802	741	599	506	2648	
N of Miss	72	55	63	27	217	

Table 207: During the past 12 months, have you talked with at least one of your parents about the dangers of underage drinking and/or drinking and driving? By parents, we mean either your biological parents, adoptive parents, stepparents, or adult guardians - whether or not they live with you.



Response	6	8	10	12	Total	
No	42.2	47.6	54.1	49.1	47.8	
Yes	57.8	52.4	45.9	50.9	52.2	
N of Valid	772	729	584	499	2584	
N of Miss	102	67	78	34	281	

Table 208: The rules in my family are clear.





Response	6	8	10	12	Total	
NO!	2.7	0.9	1.7	2.2	1.9	
no	3.1	4.3	7.7	6.1	5.0	
yes	21.7	28.8	38.8	44.5	31.9	
YES!	72.6	65.9	51.9	47.2	61.1	
N of Valid	784	737	588	506	2615	
N of Miss	90	59	74	27	250	

Table 209: People in my family often insult or yell at each other.

Response	6	8	10	12	Total	
NO!	44.1	30.9	19.5	20.2	30.2	
no	32.9	39.7	44.0	46.6	40.0	
yes	14.2	21.8	23.7	22.3	20.0	
YES!	8.8	7.7	12.9	10.9	9.8	
N of Valid	787	731	591	506	2615	
N of Miss	87	65	71	27	250	

Table 210: When I am not at home, one of my parents knows where I am and who I am with.

Response	6	8	10	12	Total	
NO!	3.1	2.0	1.7	3.0	2.5	
no	3.2	4.2	10.2	9.9	6.4	
yes	18.6	22.8	40.6	45.3	29.9	
YES!	75.1	70.9	47.5	41.8	61.3	
N of Valid	784	732	591	505	2612	
N of Miss	90	64	71	28	253	

Table 211: We argue about the same things in my family over and over.

Response	6	8	10	12	Total	
NO!	42.8	26.7	14.5	15.2	26.5	
no	30.0	38.7	37.1	39.9	36.0	
yes	17.4	23.0	32.7	28.9	24.7	
YES!	9.8	11.5	15.8	16.0	12.9	
N of Valid	776	729	588	506	2599	
N of Miss	98	67	74	27	266	

Table 212: If you drank some beer or wine or liquor (for example, vodka, whiskey, or gin) without your parents' permission, would you be caught by your parents?

Response	6	8	10	12	Total
NO!	8.6	5.8	11.7	16.0	10.0
no	3.9	12.9	34.7	42.2	20.8
yes	11.6	19.1	25.7	23.0	19.1
YES!	76.0	62.3	27.9	18.8	50.2
N of Valid	778	729	588	505	2600
N of Miss	96	67	74	28	265

Table 213: My family has clear rules about alcohol and drug use.

Response	6	8	10	12	Total
NO!	5.3	2.1	2.5	3.2	3.4
no	3.2	5.8	11.7	11.1	7.4
yes	12.8	16.5	34.1	35.0	23.0
YES!	78.7	75.7	51.6	50.7	66.3
N of Valid	775	728	589	505	2597
N of Miss	99	68	73	28	268

Table 214: If you carried a handgun without your parents' permission, would you be caught by your parents?

Response	6	8	10	12	Total
NO!	7.0	4.0	4.5	7.1	5.6
no	2.7	3.0	15.4	16.8	8.4
yes	11.1	18.3	28.1	28.7	20.4
YES!	79.3	74.7	52.1	47.3	65.6
N of Valid	776	726	584	505	2591
N of Miss	98	70	78	28	274

Table 215: If you skipped school would you be caught by your parents?





Response	6	8	10	12	Total	
NO!	5.9	3.8	4.9	11.3	6.1	
no	4.4	8.2	19.2	29.1	13.6	
yes	13.3	18.0	31.7	29.4	21.9	
YES!	76.4	69.9	44.1	30.2	58.3	
N of Valid	780	728	589	506	2603	
N of Miss	94	68	73	27	262	

Table 216: My parents ask if I've gotten my homework done.





Response	6	8	10	12	Total	
NO!	4.0	4.8	7.0	12.7	6.6	
no	3.1	7.2	16.3	20.6	10.6	
yes	18.8	23.6	35.1	34.5	26.9	
YES!	74.1	64.4	41.6	32.3	56.0	
N of Valid	781	725	584	505	2595	
N of Miss	93	71	78	28	270	

Table 217: People in my family have serious arguments.





Response	6	8	10	12	Total	
NO!	49.9	36.7	22.9	25.5	35.4	
no	29.4	38.9	47.9	45.1	39.3	
yes	11.7	14.3	16.8	17.8	14.8	
YES!	8.9	10.1	12.5	11.5	10.6	
N of Valid	775	722	585	505	2587	
N of Miss	99	74	77	28	278	

Table 218: Would your parents know if you did not come home on time?

Response	6	8	10	12	Total	
NO!	4.5	2.9	4.1	5.7	4.2	
no	5.5	6.2	14.1	14.0	9.3	
yes	20.4	26.9	35.8	38.1	29.1	
YES!	69.6	64.0	46.0	42.1	57.3	
N of Valid	776	728	587	506	2597	
N of Miss	98	68	75	27	268	

Table 219: Have any of your brothers or sisters ever: drunk beer, wine or hard liquor (for example, vodka, whiskey or gin)?

Response	6	8	10	12	Total	
No	77.9	64.1	45.7	36.9	58.8	
Yes	17.2	31.0	49.1	57.2	36.1	
I don't have any brothers or sisters	4.9	4.8	5.2	6.0	5.1	
N of Valid	773	728	582	502	2585	
N of Miss	101	68	80	31	280	

Table 220: Have any of your brothers or sisters ever: smoked marijuana?

Response	6	8	10	12	Total	
No	90.8	81.8	60.3	55.8	74.6	
Yes	4.4	13.4	34.1	38.0	20.1	
I don't have any brothers or sisters	4.8	4.8	5.5	6.2	5.2	
N of Valid	774	726	580	502	2582	
N of Miss	100	70	82	31	283	

Table 221: Have any of your brothers or sisters ever: smoked cigarettes?

Response	6	8	10	12	Total	
No	82.0	72.6	54.9	51.9	67.4	
Yes	13.1	22.5	39.6	41.7	27.3	
I don't have any brothers or sisters	4.9	4.8	5.5	6.4	5.3	
N of Valid	773	723	579	501	2576	
N of Miss	101	73	83	32	289	

Table 222: Have any of your brothers or sisters ever: taken a handgun to school?




Response	6	8	10	12	Total	
No	94.7	94.6	92.6	91.3	93.5	
Yes	0.5	0.6	2.2	2.4	1.3	
I don't have any brothers or sisters	4.8	4.8	5.2	6.3	5.2	
N of Valid	771	723	579	504	2577	
N of Miss	103	73	83	29	288	

Table 223: Have any of your brothers or sisters ever: been suspended or expelled from school?




Response	6	8	10	12	Total	
No	80.8	73.3	65.0	65.7	72.2	
Yes	14.2	21.9	30.1	28.0	22.6	
I don't have any brothers or sisters	5.1	4.8	4.9	6.3	5.2	
N of Valid	770	723	575	504	2572	
N of Miss	104	73	87	29	293	

Table 224: Have you changed homes in the past year (the last 12 months)?



Response	6	8	10	12	Total	
No	73.1	76.1	75.2	81.2	76.0	
Yes	26.9	23.9	24.8	18.8	24.0	
N of Valid	772	727	588	506	2593	
N of Miss	102	69	74	27	272	

Table 225: How many times have you changed homes since kindergarten?






Response	6	8	10	12	Total	
Never	37.5	29.9	21.3	20.0	28.3	
1 or 2 times	30.1	35.3	30.7	32.7	32.2	
3 or 4 times	17.2	17.0	24.2	22.2	19.7	
5 or 6 times	8.1	10.7	12.3	14.3	11.0	
7 or more times	7.0	7.1	11.5	10.7	8.8	
N of Valid	767	722	583	504	2576	
N of Miss	107	74	79	29	289	



Table 226: Have you changed schools (including changing from elementary to middle and middle to high school) in the past year?



Response	6	8	10	12	Total	
No	59.4	72.3	29.1	88.3	61.9	
Yes	40.6	27.7	70.9	11.7	38.1	
N of Valid	757	715	580	504	2556	
N of Miss	117	81	82	29	309	

Table 227: How many times have you changed schools since kindergarten (including changing from elementary to middle and middle to high school)?






Response	6	8	10	12	Total	
Never	15.1	10.1	11.5	11.5	12.2	
1 or 2 times	45.2	30.9	11.5	10.3	26.7	
3 or 4 times	25.8	40.0	41.3	42.6	36.6	
5 or 6 times	8.9	12.9	20.7	23.0	15.4	
7 or more times	5.0	6.1	15.0	12.7	9.1	
N of Valid	766	722	581	505	2574	
N of Miss	108	74	81	28	291	

Table 228: Has anyone in your family ever had severe alcohol or drug problems?



Response	6	8	10	12	Total	
No	78.8	70.3	55.2	59.3	67.3	
Yes	21.2	29.7	44.8	40.7	32.7	
N of Valid	765	721	582	504	2572	
N of Miss	109	75	80	29	293	

Table 229: About how many adults (over 21) have you known personally who in the past year have: used marijuana, crack, cocaine, or other drugs?






Response	6	8	10	12	Total	
0	83.7	75.8	52.2	50.6	67.9	
1	8.9	11.9	17.0	16.1	13.0	
2	2.9	5.7	11.5	10.9	7.2	
03/04/13	2.4	2.5	8.0	10.3	5.2	
5	2.1	4.0	11.3	12.1	6.7	
N of Valid	762	720	575	504	2561	
N of Miss	112	76	87	29	304	

Table 230: About how many adults (over 21) have you known personally who in the past year have: sold or dealt drugs?






Response	6	8	10	12	Total	
0	92.6	86.8	69.7	69.4	81.3	
1	4.6	7.4	11.8	11.7	8.4	
2	1.3	2.4	7.3	7.5	4.2	
03/04/13	0.7	1.7	5.6	4.6	2.8	
5	0.8	1.8	5.6	6.7	3.3	
N of Valid	758	719	574	504	2555	
N of Miss	116	77	88	29	310	

Table 231: About how many adults (over 21) have you known personally who in the past year have: done other things that could get them in trouble with the police, like stealing, selling stolen goods, mugging or assaulting others, etc.?






Response	6	8	10	12	Total	
0	88.0	80.9	66.2	69.6	77.5	
1	7.0	10.2	14.9	11.1	10.5	
2	2.4	3.9	6.9	6.9	4.7	
03/04/13	1.1	2.5	5.0	5.0	3.1	
5	1.6	2.5	6.9	7.3	4.2	
N of Valid	759	717	577	504	2557	
N of Miss	115	79	85	29	308	

Table 232: About how many adults (over 21) have you known personally who in the past year have: gotten drunk or high?






Response	6	8	10	12	Total	
0	69.4	53.1	31.8	26.2	47.8	
1	16.6	20.3	16.9	15.5	17.5	
2	5.5	9.3	13.2	13.7	9.9	
03/04/13	2.5	6.5	12.7	13.3	8.1	
5	5.9	10.7	25.4	31.2	16.6	
N of Valid	758	718	575	503	2554	
N of Miss	116	78	87	30	311	

Table 233: Have you seen or heard information about underage drinking in the past 12 months from the following sources? Radio



Response	6	8	10	12	Total	
No	63.1	54.9	61.0	57.1	59.2	
Yes	36.9	45.1	39.0	42.9	40.8	
N of Valid	758	712	580	511	2561	
N of Miss	116	84	82	22	304	

Table 234: Have you seen or heard information about underage drinking in the past 12 months from the following sources? TV.



Response	6	8	10	12	Total	
No	41.3	33.5	35.8	32.5	36.1	
Yes	58.7	66.5	64.2	67.5	63.9	
N of Valid	760	713	579	510	2562	
N of Miss	114	83	83	23	303	

Table 235: Have you seen or heard information about underage drinking in the past 12 months from the following sources? Print. This includes information on underage drinking you may have seen in the newspaper, on a billboard, in pamphlets, on stickers, etc.



Response	6	8	10	12	Total	
No	58.5	45.4	52.1	51.7	52.0	
Yes	41.5	54.6	47.9	48.3	48.0	
N of Valid	756	711	578	511	2556	
N of Miss	118	85	84	22	309	

Table 236: Have you seen or heard information about underage drinking in the past 12 months from the following sources? Website or social media? (Facebook, Myspace, website, etc.)



Response	6	8	10	12	Total	
No	62.7	48.8	47.4	46.8	52.2	
Yes	37.3	51.2	52.6	53.2	47.8	
N of Valid	754	711	580	511	2556	
N of Miss	120	85	82	22	309	

Table 237: The next questions ask about your opinions of the information you saw or heard. If you have seen or heard more than one ad, please think about your favorite ad when answering these questions. The information about underage drinking that I saw or heard was convincing.






Response	6	8	10	12	Total	
NO!	27.9	14.2	14.5	14.6	18.4	
no	5.7	10.5	24.4	21.5	14.4	
yes	14.3	26.5	30.8	34.4	25.5	
YES!	22.7	29.6	11.9	14.6	20.5	
I have not seen or heard any ads about underage drinking in the past 12 months.	29.4	19.3	18.3	15.0	21.2	
N of Valid	741	706	578	508	2533	
N of Miss	133	90	84	25	332	

Table 238: The next questions ask about your opinions of the information you saw or heard. If you have seen or heard more than one ad, please think about your favorite ad when answering these questions. The information about underage drinking that I saw or heard grabbed my attention.






Response	6	8	10	12	Total	
NO!	23.7	13.4	15.5	13.8	17.0	
no	7.9	16.0	26.9	27.2	18.3	
yes	15.1	23.0	27.3	27.4	22.5	
YES!	24.4	27.7	11.3	15.9	20.6	
I have not seen or heard any ads about underage drinking in the past 12 months.	28.9	19.9	19.1	15.7	21.5	
N of Valid	743	708	576	508	2535	
N of Miss	131	88	86	25	330	

Table 239: The next questions ask about your opinions of the information you saw or heard. If you have seen or heard more than one ad, please think about your favorite ad when answering these questions. The information about underage drinking that I saw or heard said something important to me.


Response	6	8	10	12	Total	
NO!	22.5	12.9	15.3	14.6	16.6	
no	8.1	16.4	27.4	28.1	18.9	
yes	13.7	22.1	25.3	25.0	21.0	
YES!	26.9	28.9	13.8	16.1	22.3	
I have not seen or heard any ads about underage drinking in the past 12 months.	28.8	19.7	18.3	16.1	21.3	
N of Valid	737	706	574	508	2525	
N of Miss	137	90	88	25	340	

Table 240: The next questions ask about your opinions of the information you saw or heard. If you have seen or heard more than one ad, please think about your favorite ad when answering these questions. Seeing or hearing this information about underage drinking made me want to stop or decrease my drinking.

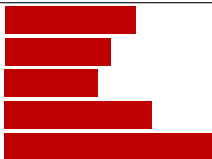

Response	6	8	10	12	Total	
NO!	22.3	15.4	17.9	20.6	19.0	
no	4.1	9.5	24.6	26.3	14.9	
yes	5.4	11.7	19.3	17.2	12.8	
YES!	23.1	30.1	14.3	16.4	21.7	
I have not seen or heard any ads about underage drinking in the past 12 months.	45.0	33.3	23.9	19.4	31.7	
N of Valid	700	684	565	499	2448	
N of Miss	174	112	97	34	417	

Table 241: How honest were you in filling out this survey?

Response	6	8	10	12	Total	
I was very honest	89.3	87.3	82.9	84.1	86.3	
I was honest pretty much of the time	8.8	10.8	14.0	13.0	11.4	
I was honest some of the time	1.6	1.2	2.2	2.6	1.8	
I was honest once in a while	0.3	0.7	0.9	0.4	0.5	
I was not honest at all	0.0	0.0	0.0	0.0	0.0	
N of Valid	769	723	586	508	2586	
N of Miss	105	73	76	25	279	