

2010 APNA



Arkansas Prevention Needs Assessment Student Survey

Lonoke County Tables

Arkansas Department of Human Services
Division of Behavioral Sciences
Office of Alcohol and Drug Abuse Prevention

Conducted by International Survey Associates dba Pride Surveys

Contents

1	INTRODUCTION	11
2	PERCENTAGE TABLES	16

List of Tables

1	Sex	17
2	Age	17
3	Are you Hispanic or Latino?	17
4	What is your race? Black or African American	18
5	What is your race? Asian	18
6	What is your race? American Indian	18
7	What is your race? Alaska Native	18
8	What is your race? White	19
9	What is your race? Native Hawaiian or Other Pacific Islander	19
10	What is your race? Other	19
11	What is the highest level of schooling completed by your mother or father?	20
12	Think of where you live most of the time. Which of the following people live there with you? Mother	20
13	Think of where you live most of the time. Which of the following people live there with you? Stepmother	20
14	Think of where you live most of the time. Which of the following people live there with you? Foster Mother	21
15	Think of where you live most of the time. Which of the following people live there with you? Grandmother	21
16	Think of where you live most of the time. Which of the following people live there with you? Aunt	21
17	Think of where you live most of the time. Which of the following people live there with you? Father	21
18	Think of where you live most of the time. Which of the following people live there with you? Stepfather	22
19	Think of where you live most of the time. Which of the following people live there with you? Foster Father	22
20	Think of where you live most of the time. Which of the following people live there with you? Grandfather	22
21	Think of where you live most of the time. Which of the following people live there with you? Uncle	22
22	Think of where you live most of the time. Which of the following people live there with you? Other Adults	23
23	Think of where you live most of the time. Which of the following people live there with you? Brother(s)	23
24	Think of where you live most of the time. Which of the following people live there with you? Stepbrother(s)	23
25	Think of where you live most of the time. Which of the following people live there with you? Sister(s)	23
26	Think of where you live most of the time. Which of the following people live there with you? Stepsister(s)	24

27	Think of where you live most of the time. Which of the following people live there with you? Other Children	24
28	In my school, students have lots of chances to help decide things like class activities and rules.	24
29	Teachers ask me to work on special classroom projects.	24
30	My teacher(s) notices when I am doing a good job and lets me know about it.	25
31	There are lots of chances for students in my school to get involved in sports, clubs, and other school activities outside of class.	25
32	There are lots of chances for students in my school to talk with a teacher one-on-one.	25
33	I feel safe at my school.	26
34	The school lets my parents know when I have done something well.	26
35	My teachers praise me when I work hard in school.	26
36	Are your school grades better than the grades of most students in your class?	27
37	I have lots of chances to be part of class discussions or activities.	27
38	Now thinking back over the past year in school, how often did you: enjoy being in school?	27
39	Now thinking back over the past year in school, how often did you: hate being in school?	28
40	Now thinking back over the past year in school, how often did you: try to do your best work in school?	28
41	How often do you feel that the school work you are assigned is meaningful and important?	28
42	Putting them all together, what were your grades like last year?	29
43	How important do you think the things you are learning in school are going to be for your later life?	29
44	How interesting are most of your courses to you?	29
45	During the LAST FOUR WEEKS how many whole days of school have you missed because you skipped or 'cut'?	30
46	What are the chances you would be seen as cool if you: smoked cigarettes?	30
47	What are the chances you would be seen as cool if you: worked hard at school?	30
48	What are the chances you would be seen as cool if you: began drinking alcoholic beverages regularly, that is, at least once or twice a month?	31
49	What are the chances you would be seen as cool if you: defended someone who was being verbally abused at school?	31
50	What are the chances you would be seen as cool if you: smoked marijuana?	31
51	What are the chances you would be seen as cool if you: carried a handgun?	32

52	What are the chances you would be seen as cool if you: regularly volunteered to do community service?	32
53	Think of your four best friends (the friends you feel closest to). In the past year (12 months), how many of your best friends have: participated in clubs, organizations or activities at school?	32
54	Think of your four best friends (the friends you feel closest to). In the past year (12 months), how many of your best friends have: smoked cigarettes?	33
55	Think of your four best friends (the friends you feel closest to). In the past year (12 months), how many of your best friends have: tried beer, wine or hard liquor (for example, vodka, whiskey, or gin) when their parents didn't know about it?	33
56	Think of your four best friends (the friends you feel closest to). In the past year (12 months), how many of your best friends have: made a commitment to stay drug-free?	33
57	Think of your four best friends (the friends you feel closest to). In the past year (12 months), how many of your best friends have: used marijuana?	34
58	Think of your four best friends (the friends you feel closest to). In the past year (12 months), how many of your best friends have: tried to do well in school?	34
59	Think of your four best friends (the friends you feel closest to). In the past year (12 months), how many of your best friends have: used LSD, cocaine, amphetamines, or other illegal drugs?	34
60	Think of your four best friends (the friends you feel closest to). In the past year (12 months), how many of your best friends have: been suspended from school?	35
61	Think of your four best friends (the friends you feel closest to). In the past year (12 months), how many of your best friends have: liked school?	35
62	Think of your four best friends (the friends you feel closest to). In the past year (12 months), how many of your best friends have: carried a handgun?	35
63	Think of your four best friends (the friends you feel closest to). In the past year (12 months), how many of your best friends have: sold illegal drugs?	36
64	Think of your four best friends (the friends you feel closest to). In the past year (12 months), how many of your best friends have: regularly attended religious services?	36
65	Think of your four best friends (the friends you feel closest to). In the past year (12 months), how many of your best friends have: stolen or tried to steal a motor vehicle such as a car or motorcycle?	36
66	Think of your four best friends (the friends you feel closest to). In the past year (12 months), how many of your best friends have: been arrested?	37

67	Think of your four best friends (the friends you feel closest to). In the past year (12 months), how many of your best friends have: dropped out of school?	37
68	Think of your four best friends (the friends you feel closest to). In the past year (12 months), how many of your best friends have: been members of a gang?	37
69	How old were you when you first: smoked marijuana?	38
70	How old were you when you first: smoked a cigarette, even just a puff?	38
71	How old were you when you first: had more than a sip or two of beer, wine or hard liquor (for example, vodka, whiskey, or gin)? . . .	39
72	How old were you when you first: began drinking alcoholic beverages regularly, that is, at least once or twice a month?	39
73	How old were you when you first: used phenoxydine (pox, px, breeze)?	40
74	How old were you when you first: got suspended from school? . . .	40
75	How old were you when you first: got arrested?	41
76	How old were you when you first: carried a handgun?	41
77	How old were you when you first: attacked someone with the idea of seriously hurting them?	42
78	How old were you when you first: belonged to a gang?	42
79	How wrong do you think it is for someone your age to: take a handgun to school?	43
80	How wrong do you think it is for someone your age to: steal anything worth more than \$5?	43
81	How wrong do you think it is for someone your age to: pick a fight with someone?	43
82	How wrong do you think it is for someone your age to: attack someone with the idea of seriously hurting them?	44
83	How wrong do you think it is for someone your age to: stay away from school all day when their parents think they are at school? . .	44
84	How wrong do you think it is for someone your age to: drink beer, wine or hard liquor (for example, vodka, whiskey, or gin) regularly? .	44
85	How wrong do you think it is for someone your age to: smoke cigarettes?	45
86	How wrong do you think it is for someone your age to: smoke marijuana?	45
87	How wrong do you think it is for someone your age to: use LSD, cocaine, amphetamines or another illegal drug?	45
88	At school during the past 12 months, did you receive help from the resource teacher, speech therapist or other special education teacher?	46
89	How many times in the past year (12 months) have you: been suspended from school?	46
90	How many times in the past year (12 months) have you: carried a handgun?	46

91	How many times in the past year (12 months) have you: sold illegal drugs?	47
92	How many times in the past year (12 months) have you: stolen or tried to steal a motor vehicle such as a car or motorcycle?	47
93	How many times in the past year (12 months) have you: participated in clubs, organizations or activities at school?	48
94	How many times in the past year (12 months) have you: been arrested?	48
95	How many times in the past year (12 months) have you: done extra work on your own for school?	49
96	How many times in the past year (12 months) have you: attacked someone with the idea of seriously hurting them?	49
97	How many times in the past year (12 months) have you: been drunk or high at school?	50
98	How many times in the past year (12 months) have you: volunteered to do community service?	50
99	How many times in the past year (12 months) have you: taken a handgun to school?	51
100	Are you currently on probation, or assigned a probation officer with Juvenile Court?	51
101	Have you ever belonged to a gang?	51
102	If you have ever belonged to a gang, did that gang have a name? . .	52
103	How many times have you done the following things? done what feels good no matter what.	52
104	How many times have you done the following things? done something dangerous because someone dared you to do it.	52
105	How many times have you done the following things? done crazy things even if they are a little dangerous.	53
106	You're looking at CD's in a music store with a friend. You look up and see her slip a CD under her coat. She smiles and says 'Which one do you want? Go ahead, take it while nobody's around.' There is nobody in sight, no employees and no other customers. What would you do now?	53
107	You are visiting another part of town, and you don't know any of the people your age there. You are walking down the street, and some teenager you don't know is walking toward you. He is about your size, and as he is about to pass you, he deliberately bumps into you and you almost lose your balance. What would you say or do? .	53
108	You are at a party at someone's house, and one of your friends offers you a drink containing alcohol. What would you say or do?	54
109	It's 8:00 on a weeknight and you are about to go over to a friend's home when your mother asks you where you are going. You say 'Oh, just going to go hang out with some friends.' She says, 'No, you'll just get into trouble if you go out. Stay home tonight.' What would you do now?	54
110	How often do you attend religious services or activities?	54

111	I do the opposite of what people tell me, just to get them mad. . .	55
112	I like to see how much I can get away with.	55
113	I ignore rules that get in my way.	55
114	I think sometimes it's okay to cheat at school.	56
115	It is important to think before you act.	56
116	Sometimes I think that life is not worth it.	56
117	At times I think I am no good at all.	57
118	All in all, I am inclined to think that I am a failure.	57
119	In the past year, have you felt depressed or sad MOST days, even if you felt okay sometimes?	57
120	It is all right to beat up people if they start the fight.	58
121	I think it is okay to take something without asking if you can get away with it.	58
122	Sometimes we don't know what we will do as adults, but we may have an idea. Please answer how true these statements may be for you. WHEN I AM AN ADULT I WILL: smoke cigarettes.	58
123	Sometimes we don't know what we will do as adults, but we may have an idea. Please answer how true these statements may be for you. WHEN I AM AN ADULT I WILL: drink beer, wine, or liquor.	59
124	Sometimes we don't know what we will do as adults, but we may have an idea. Please answer how true these statements may be for you. WHEN I AM AN ADULT I WILL: smoke marijuana.	59
125	Sometimes we don't know what we will do as adults, but we may have an idea. Please answer how true these statements may be for you. WHEN I AM AN ADULT I WILL: use LSD, cocaine, amphetamines or another illegal drug.	59
126	How much do you think people risk harming themselves (physically or in other ways) if they: smoked one or more packs of cigarettes per day?	60
127	How much do you think people risk harming themselves (physically or in other ways) if they: try marijuana once or twice?	60
128	How much do you think people risk harming themselves (physically or in other ways) if they: smoke marijuana regularly?	60
129	How much do you think people risk harming themselves (physically or in other ways) if they: take one or two drinks of an alcoholic beverage (beer, wine, liquor) nearly every day?	61
130	How much do you think people risk harming themselves (physically or in other ways) if they: have five or more drinks once or twice each weekend?	61
131	Have you ever used smokeless tobacco (chew, snuff, plug, dipping tobacco, or chewing tobacco)?	61
132	How often have you taken smokeless tobacco during the past 30 days?	62
133	Have you ever smoked cigarettes?	62
134	How frequently have you smoked cigarettes during the past 30 days?	62

135	Which statement best describes rules about smoking inside your home?	63
136	Which statement best describes rules about smoking in your family cars?	63
137	During this school year, were you taught in any of your classes about the dangers of tobacco use?	64
138	During the past 12 months, have you participated in any community activities to discourage people your age from using cigarettes, chewing tobacco, snuff, dip or cigars?	64
139	On how many occasions have you had alcoholic beverages (beer, wine or hard liquor) to drink in your lifetime - more than just a few sips?	64
140	On how many occasions have you had beer, wine or hard liquor to drink during the past 30 days?	65
141	On how many occasions have you used marijuana (grass, pot) or hashish (hash, hash oil) in your lifetime?	65
142	On how many occasions have you used marijuana (grass, pot) or hashish (hash, hash oil) during the past 30 days?	65
143	On how many occasions have you used LSD or other psychedelics in your lifetime?	66
144	On how many occasions have you used LSD or other psychedelics during the past 30 days?	66
145	On how many occasions have you used cocaine or crack in your lifetime?	66
146	On how many occasions have you used cocaine or crack during the past 30 days?	67
147	On how many occasions have you sniffed glue, breathed the contents of an aerosol spray can, or inhaled other gases or sprays, in order to get high in your lifetime?	67
148	On how many occasions have you sniffed glue, breathed the contents of an aerosol spray can, or inhaled other gases or sprays, in order to get high during the past 30 days?	68
149	On how many occasions have you used phenoxydine (pox, px, breeze) in your lifetime?	68
150	On how many occasions have you used phenoxydine (pox, px, breeze) during the past 30 days?	69
151	On how many occasions have you used sedatives (tranquilizers, such as Valium or Xanax, barbiturates, or sleeping pills) without a doctor telling you to take them, in your lifetime?	69
152	On how many occasions have you used sedatives (tranquilizers, such as Valium or Xanax, barbiturates, or sleeping pills) without a doctor telling you to take them, during the past 30 days?	70
153	On how many occasions have you used methamphetamines (meth, speed, crank, crystal meth) in your lifetime?	70

154	On how many occasions have you used methamphetamines (meth, speed, crank, crystal meth) in the past 30 days?	71
155	On how many occasions have you used stimulants, other than Methamphetamines (such as amphetamines, Ritalin or Dexedrine) without a doctor telling you to take them, in your lifetime?	71
156	On how many occasions have you used stimulants, other than Methamphetamines (such as amphetamines, Ritalin or Dexedrine) without a doctor telling you to take them, during the past 30 days?	72
157	On how many occasions have you used heroin or other opiates in your lifetime?	72
158	On how many occasions have you used heroin or other opiates during the past 30 days?	73
159	On how many occasions have you used MDMA ('X', 'E', or ecstasy) in your lifetime?	73
160	On how many occasions have you used MDMA ('X', 'E', or ecstasy) during the past 30 days?	73
161	On how many occasions have you taken prescription drugs (such as Valium, Xanax, Ritalin, Adderall, OxyContin, Darvocet, or sleeping pills) on your own-that is, without a doctor telling you to take them in your lifetime?	74
162	On how many occasions have you taken prescription drugs (such as Valium, Xanax, Ritalin, Adderall, OxyContin, Darvocet, or sleeping pills) on your own-that is, without a doctor telling you to take them during the past 30 days?	74
163	On how many occasions have you taken non-prescription medicines such as diet pills (for example, Dietac, Dexatrim or Prolamine), stay-awake pills (for example No-Doz, Vivarin, or Wake), or cough or cold medicines (robos, DXM, etc.) to get high in your lifetime?	75
164	On how many occasions have you taken non-prescription medicines such as diet pills (for example, Dietac, Dexatrim or Prolamine), stay-awake pills (for example No-Doz, Vivarin, or Wake), or cough or cold medicines (robos, DXM, etc.) to get high during the past 30 days?	75
165	On how many occasions have you been drunk or very high from drinking alcoholic beverages during the past 30 days?	76
166	On how many occasions have you drunk flavored alcoholic beverages, sometimes called 'alcopops' (like Mike's Hard Lemonade, Smirnoff Ice, Bacardi Breezers, etc.) in your lifetime?	76
167	On how many occasions have you drunk flavored alcoholic beverages, sometimes called 'alcopops' (like Mike's Hard Lemonade, Smirnoff Ice, Bacardi Breezers, etc.) during the past 30 days?	77
168	Think back over the last two weeks. How many times have you had five or more alcoholic drinks in a row?	77
169	During the past 30 days, how many times did you ride in a car or other vehicle driven by someone who had been drinking alcohol?	77

170	During the past 30 days, how many times did you drive a car or other vehicle when you had been drinking alcohol?	78
171	If you drank alcohol (not just a sip or taste) in the past year, how did you usually get it?	78
172	If you drank alcohol (not just a sip or taste) in the past year, where did you usually drink it?	79
173	During the last month, about how many marijuana cigarettes, or the equivalent, did you smoke a day, on the average?	79
174	How wrong would most adults (over 21) in your neighborhood think it is for kids your age: to use marijuana?	80
175	How wrong would most adults (over 21) in your neighborhood think it is for kids your age: to drink alcohol?	80
176	How wrong would most adults (over 21) in your neighborhood think it is for kids your age: to smoke cigarettes?	80
177	How much do each of the following statements describe your neighborhood? crime and/or drug selling	81
178	How much do each of the following statements describe your neighborhood? fights	81
179	How much do each of the following statements describe your neighborhood? lots of empty or abandoned buildings	81
180	How much do each of the following statements describe your neighborhood? lots of graffiti	82
181	If I had to move, I would miss the neighborhood I now live in.	82
182	My neighbors notice when I am doing a good job and let me know about it.	82
183	I like my neighborhood.	83
184	There are lots of adults in my neighborhood I could talk to about something important.	83
185	I'd like to get out of my neighborhood.	83
186	There are people in my neighborhood who are proud of me when I do something well.	84
187	There are people in my neighborhood who encourage me to do my best.	84
188	I feel safe in my neighborhood.	84
189	Which of the following activities for people your age are available in your community? sports teams?	85
190	Which of the following activities for people your age are available in your community? scouting?	85
191	Which of the following activities for people your age are available in your community? boys and girls clubs?	85
192	Which of the following activities for people your age are available in your community? 4-H clubs?	85
193	Which of the following activities for people your age are available in your community? service clubs?	86

194	If a kid smoked marijuana in your neighborhood would he or she be caught by the police?	86
195	If a kid drank some beer, wine or hard liquor (for example, vodka, whiskey, or gin) in your neighborhood would he or she be caught by the police?	86
196	If a kid carried a handgun in your neighborhood would he or she be caught by the police?	87
197	If you wanted to get some cigarettes, how easy would it be for you to get some?	87
198	If you wanted to get some beer, wine or hard liquor (for example, vodka, whiskey, or gin), how easy would it be for you to get some?	87
199	If you wanted to get a drug like cocaine, LSD, or amphetamines, how easy would it be for you to get some?	88
200	If you wanted to get a handgun, how easy would it be for you to get one?	88
201	If you wanted to get some marijuana, how easy would it be for you to get some?	88
202	During the past 12 months, have you participated in any alcohol prevention programs or seen any alcohol prevention messages in your school or community? Yes, a school-based program focused on preventing underage drinking and/or drinking and driving.	89
203	During the past 12 months, have you participated in any alcohol prevention programs or seen any alcohol prevention messages in your school or community? Yes, a community-based program focused on preventing underage drinking and/or drinking and driving (for example, through your church or temple or through youth groups like Boys and Girls Club or 4-H).	89
204	During the past 12 months, have you participated in any alcohol prevention programs or seen any alcohol prevention messages in your school or community? Yes, a media campaign addressing underage drinking and/or drinking and driving (for example, newspaper ads, posters, pamphlets, radio, TV).	89
205	During the past 12 months, have you participated in any alcohol prevention programs or seen any alcohol prevention messages in your school or community? No	89
206	How wrong do your parents feel it would be for YOU to: drink beer, wine or hard liquor (for example, vodka, whiskey or gin) regularly?	90
207	How wrong do your parents feel it would be for YOU to: smoke cigarettes?	90
208	How wrong do your parents feel it would be for YOU to: smoke marijuana?	90
209	How wrong do your parents feel it would be for YOU to: steal something worth more than \$5?	91

210	How wrong do your parents feel it would be for YOU to: draw graffiti, write things, or draw pictures on buildings or other property (without the owner's permission)?	91
211	How wrong do your parents feel it would be for YOU to: pick a fight with someone?	91
212	During the past 12 months, have you talked with at least one of your parents about the dangers of underage drinking and/or drinking and driving? By parents, we mean either your biological parents, adoptive parents, stepparents, or adult guardians - whether or not they live with you.	92
213	Have any of your brothers or sisters ever: drunk beer, wine or hard liquor (for example, vodka, whiskey or gin)?	92
214	Have any of your brothers or sisters ever: smoked marijuana?	92
215	Have any of your brothers or sisters ever: smoked cigarettes?	92
216	Have any of your brothers or sisters ever: taken a handgun to school?	93
217	Have any of your brothers or sisters ever: been suspended or expelled from school?	93
218	The rules in my family are clear.	93
219	People in my family often insult or yell at each other.	94
220	When I am not at home, one of my parents knows where I am and who I am with.	94
221	We argue about the same things in my family over and over.	94
222	If you drank some beer or wine or liquor (for example, vodka, whiskey, or gin) without your parents' permission, would you be caught by your parents?	95
223	My family has clear rules about alcohol and drug use.	95
224	If you carried a handgun without your parents' permission, would you be caught by your parents?	95
225	If you skipped school would you be caught by your parents?	96
226	Do you feel very close to your mother?	96
227	Do you share your thoughts and feelings with your mother?	96
228	My parents ask me what I think before most family decisions affecting me are made.	97
229	Do you share your thoughts and feelings with your father?	97
230	Do you enjoy spending time with your mother?	97
231	Do you enjoy spending time with your father?	98
232	If I had a personal problem, I could ask my mom or dad for help.	98
233	Do you feel very close to your father?	98
234	My parents give me lots of chances to do fun things with them.	99
235	My parents ask if I've gotten my homework done.	99
236	People in my family have serious arguments.	99
237	Would your parents know if you did not come home on time?	100
238	It is important to be honest with your parents, even if they become upset or you get punished.	100

239	My parents notice when I am doing a good job and let me know about it.	100
240	How often do your parents tell you they're proud of you for something you've done?	101
241	How many brothers and sisters, including stepbrothers and sisters, do you have that are younger than you?	101
242	How many brothers and sisters, including stepbrothers and sisters, do you have that are older than you?	101
243	Have you changed homes in the past year (the last 12 months)?	102
244	How many times have you changed homes since kindergarten?	102
245	Have you changed schools (including changing from elementary to middle and middle to high school) in the past year?	102
246	How many times have you changed schools since kindergarten (including changing from elementary to middle and middle to high school)?	103
247	Has anyone in your family ever had severe alcohol or drug problems?	103
248	About how many adults (over 21) have you known personally who in the past year have: used marijuana, crack, cocaine, or other drugs?	103
249	About how many adults (over 21) have you known personally who in the past year have: sold or dealt drugs?	104
250	About how many adults (over 21) have you known personally who in the past year have: done other things that could get them in trouble with the police, like stealing, selling stolen goods, mugging or assaulting others, etc.?	104
251	About how many adults (over 21) have you known personally who in the past year have: gotten drunk or high?	104
252	Have you seen or heard information about underage drinking in the past 12 months from the following sources? Radio	105
253	Have you seen or heard information about underage drinking in the past 12 months from the following sources? TV.	105
254	Have you seen or heard information about underage drinking in the past 12 months from the following sources? Print. This includes information on underage drinking you may have seen in the newspaper, on a billboard, in pamphlets, on stickers, etc.	105
255	Have you seen or heard information about underage drinking in the past 12 months from the following sources? Website or social media? (Facebook, Myspace, website, etc.)	105
256	The next questions ask about your opinions of the information you saw or heard. If you have seen or heard more than one ad, please think about your favorite ad when answering these questions. The information about underage drinking that I saw or heard was convincing.	106

257	The next questions ask about your opinions of the information you saw or heard. If you have seen or heard more than one ad, please think about your favorite ad when answering these questions. The information about underage drinking that I saw or heard grabbed my attention.	106
258	The next questions ask about your opinions of the information you saw or heard. If you have seen or heard more than one ad, please think about your favorite ad when answering these questions. The information about underage drinking that I saw or heard said something important to me.	106
259	The next questions ask about your opinions of the information you saw or heard. If you have seen or heard more than one ad, please think about your favorite ad when answering these questions. Seeing or hearing this information about underage drinking made me want to stop or decrease my drinking.	107
260	How honest were you in filling out this survey?	107

List of Figures

1	Grade Chart	12
2	Gender Chart	13
3	Age Chart	14
4	Ethnic Origin Chart	15

1 INTRODUCTION

This report was generated from data collected on the *2010 Arkansas Prevention Needs Assessment Student Survey*. This report contains basic frequency tables of all data collected and graphs on the selected demographic variables of grade, gender, age and ethnic origin. The graph on ethnic origin is represented as a bar chart rather than as a pie chart. This is because students were allowed to mark more than one response for ethnic origin as opposed to being allowed to mark only one response. The bars represent the percent of students who marked each of the ethnic categories.

Questions regarding the information found in this report can be directed to:

Pride Surveys

160 Vanderbilt Court
Bowling Green, KY 42103
1-800-279-6361
www.pridesurveys.com

Grade Chart

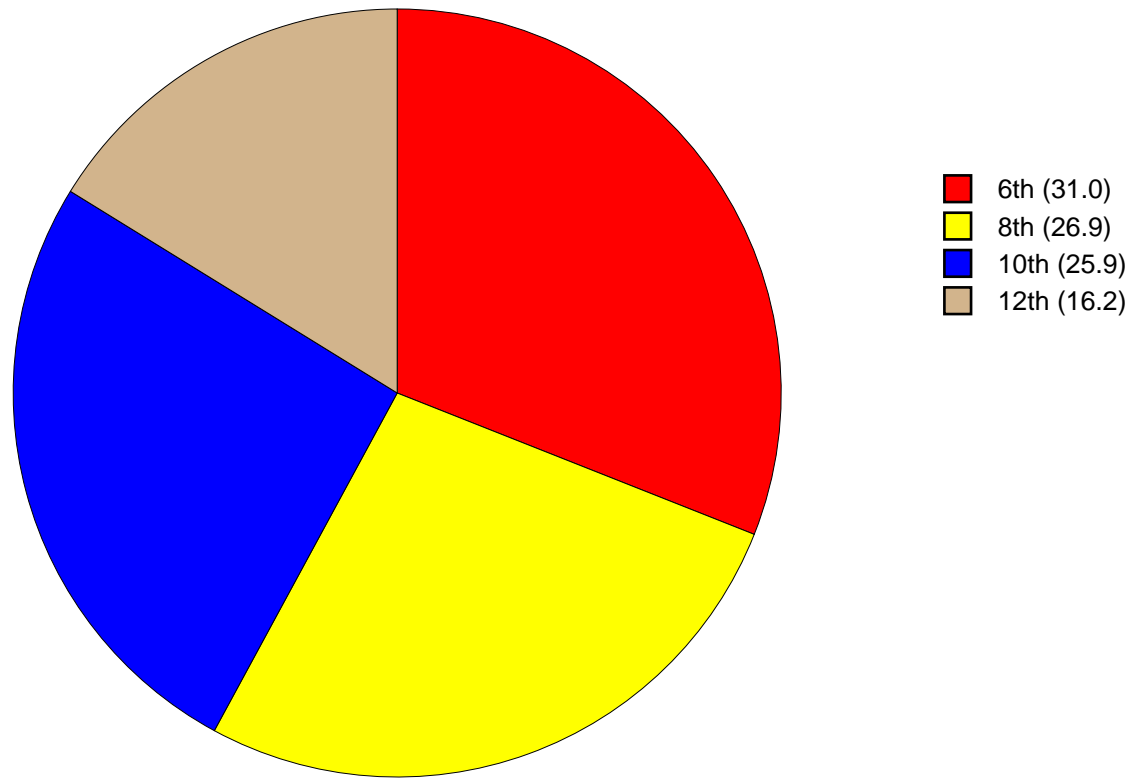


Figure 1: Grade Chart

Gender Chart

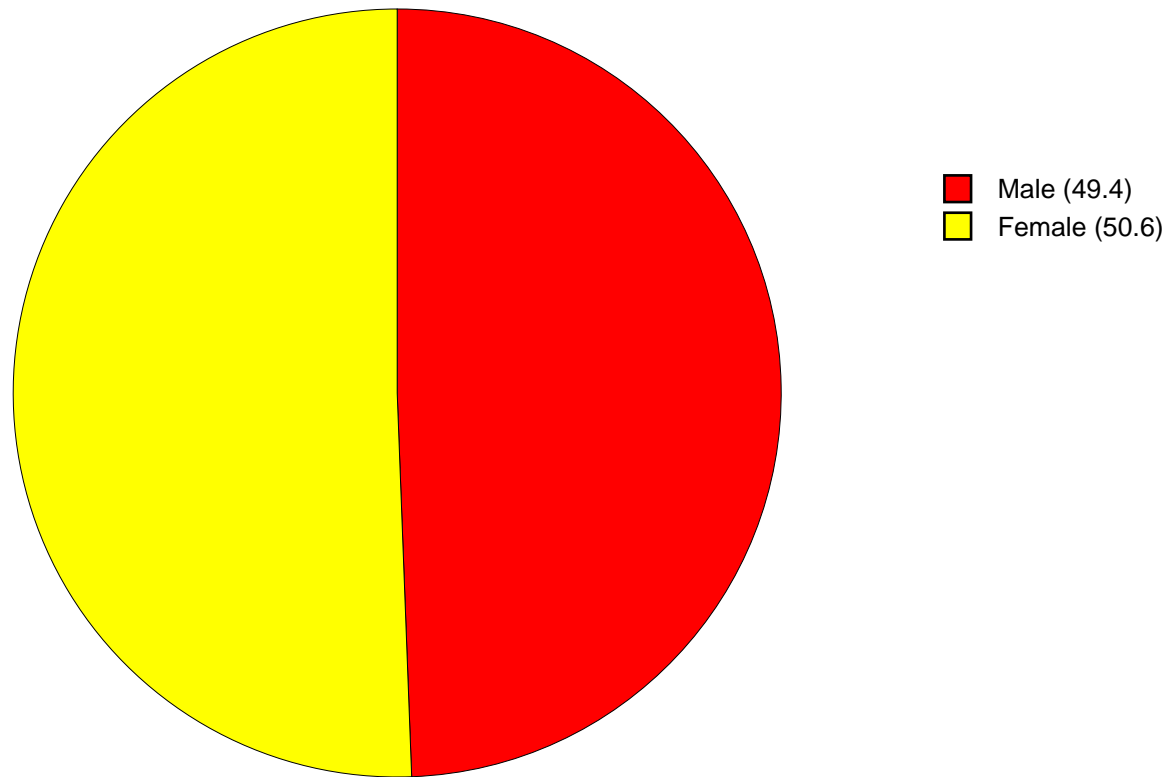


Figure 2: Gender Chart

Age Chart

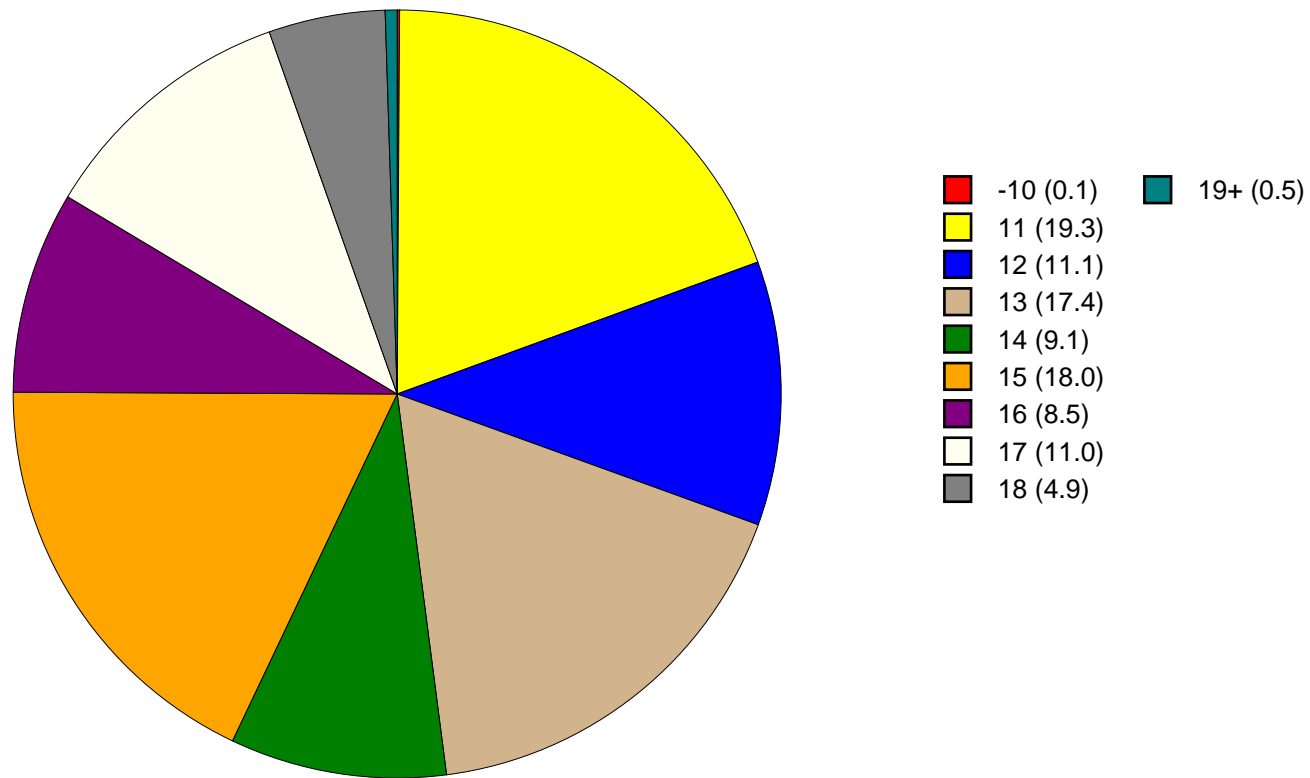


Figure 3: Age Chart

Ethnic Origin Chart

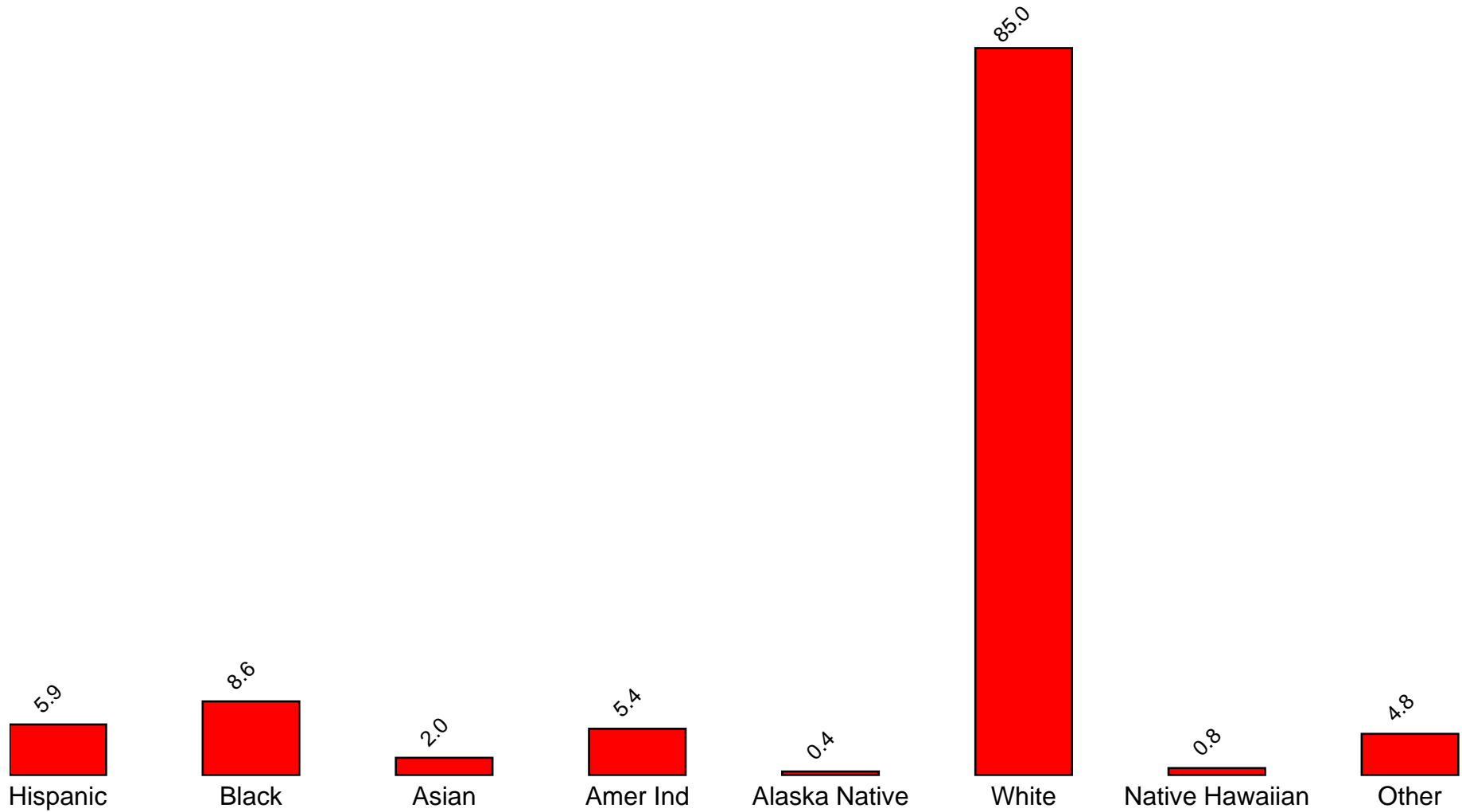


Figure 4: Ethnic Origin Chart

2 PERCENTAGE TABLES

The following tables contain frequency distribution detailing how your students responded to each question on the survey. The tables appear in the same order as the questions on the survey. The tables include breakdowns by grade level as well as overall percentages. The *N of Valid* row is a frequency count of the number of valid responses to each question for each grade and overall. The *N of Miss* row is a frequency count of the number of invalid (marked more than one response) or missing (i.e. did not respond) responses to each question for each grade and overall.

For the questions that allowed more than one response (i.e. race, live with, etc.) each response becomes a separate table. If a student did not mark the response, that was counted as a NO response, and if they did mark the response, that was counted as a YES response. Since a non response is a valid response for these questions, the *N of Miss* will always be zero for these questions.

Table 1: Sex



Response	6	8	10	12	Total	
Male	49.4	49.2	50.9	47.4	49.4	
Female	50.6	50.8	49.1	52.6	50.6	
N of Valid	906	781	750	475	2912	
N of Miss	6	10	12	1	29	

Table 2: Age











Response	6	8	10	12	Total	
10 or younger	0.3	0.0	0.0	0.0	0.1	
11	62.2	0.0	0.0	0.0	19.3	
12	35.3	0.5	0.0	0.0	11.1	
13	2.2	62.4	0.0	0.0	17.4	
14	0.0	33.7	0.4	0.0	9.1	
15	0.0	3.2	66.2	0.0	18.0	
16	0.0	0.3	32.0	0.8	8.5	
17	0.0	0.0	1.4	65.7	11.0	
18	0.0	0.0	0.0	30.1	4.9	
19 or older	0.0	0.0	0.0	3.4	0.5	
N of Valid	910	787	760	475	2932	
N of Miss	2	3	1	1	7	

Table 3: Are you Hispanic or Latino?



Response	6	8	10	12	Total	
No	95.3	93.8	92.8	94.4	94.1	
Yes	4.7	6.3	7.2	5.6	5.9	
N of Valid	817	768	749	466	2800	
N of Miss	95	23	13	10	141	

Table 4: What is your race? Black or African American



Response	6	8	10	12	Total	
No	91.6	91.3	92.4	89.9	91.4	
Yes	8.4	8.7	7.6	10.1	8.6	
N of Valid	912	791	762	476	2941	
N of Miss	0	0	0	0	0	

Table 5: What is your race? Asian



Response	6	8	10	12	Total	
No	97.7	98.5	98.0	97.7	98.0	
Yes	2.3	1.5	2.0	2.3	2.0	
N of Valid	912	791	762	476	2941	
N of Miss	0	0	0	0	0	

Table 6: What is your race? American Indian



Response	6	8	10	12	Total	
No	92.5	93.8	96.1	97.5	94.6	
Yes	7.5	6.2	3.9	2.5	5.4	
N of Valid	912	791	762	476	2941	
N of Miss	0	0	0	0	0	

Table 7: What is your race? Alaska Native



Response	6	8	10	12	Total	
No	99.9	99.4	99.5	99.8	99.6	
Yes	0.1	0.6	0.5	0.2	0.4	
N of Valid	912	791	762	476	2941	
N of Miss	0	0	0	0	0	

Table 8: What is your race? White



Response	6	8	10	12	Total	
No	17.1	14.4	12.2	16.6	15.0	
Yes	82.9	85.6	87.8	83.4	85.0	
N of Valid	912	791	762	476	2941	
N of Miss	0	0	0	0	0	

Table 9: What is your race? Native Hawaiian or Other Pacific Islander



Response	6	8	10	12	Total	
No	99.0	98.7	99.5	100.0	99.2	
Yes	1.0	1.3	0.5	0.0	0.8	
N of Valid	912	791	762	476	2941	
N of Miss	0	0	0	0	0	

Table 10: What is your race? Other



Response	6	8	10	12	Total	
No	94.7	95.8	94.8	95.6	95.2	
Yes	5.3	4.2	5.2	4.4	4.8	
N of Valid	912	791	762	476	2941	
N of Miss	0	0	0	0	0	

Table 11: What is the highest level of schooling completed by your mother or father?









Response	6	8	10	12	Total	
Completed grade school or less	1.6	1.4	1.3	1.3	1.4	
Some high school	2.9	4.5	7.0	12.0	5.9	
Completed high school	11.7	16.2	18.9	20.3	16.2	
Some college	13.4	15.6	19.8	23.6	17.3	
Completed college	23.8	26.9	27.8	26.3	26.1	
Graduate or professional school after college	9.4	13.0	9.8	9.9	10.6	
Don't know	36.1	20.7	15.0	6.4	21.5	
Does not apply	1.0	1.7	0.5	0.2	0.9	
N of Valid	858	777	748	467	2850	
N of Miss	44	7	8	3	62	

Table 12: Think of where you live most of the time. Which of the following people live there with you? Mother



Response	6	8	10	12	Total	
No	12.4	14.8	15.2	15.5	14.3	
Yes	87.6	85.2	84.8	84.5	85.7	
N of Valid	912	791	762	476	2941	
N of Miss	0	0	0	0	0	

Table 13: Think of where you live most of the time. Which of the following people live there with you? Stepmother



Response	6	8	10	12	Total	
No	94.6	93.2	90.7	94.7	93.2	
Yes	5.4	6.8	9.3	5.3	6.8	
N of Valid	912	791	762	476	2941	
N of Miss	0	0	0	0	0	

Table 14: Think of where you live most of the time. Which of the following people live there with you? Foster Mother



Response	6	8	10	12	Total	
No	99.7	99.5	99.7	99.6	99.6	
Yes	0.3	0.5	0.3	0.4	0.4	
N of Valid	912	791	762	476	2941	
N of Miss	0	0	0	0	0	

Table 15: Think of where you live most of the time. Which of the following people live there with you? Grandmother



Response	6	8	10	12	Total	
No	88.0	89.4	92.9	94.1	90.6	
Yes	12.0	10.6	7.1	5.9	9.4	
N of Valid	912	791	762	476	2941	
N of Miss	0	0	0	0	0	

Table 16: Think of where you live most of the time. Which of the following people live there with you? Aunt



Response	6	8	10	12	Total	
No	95.9	96.6	97.4	98.3	96.9	
Yes	4.1	3.4	2.6	1.7	3.1	
N of Valid	912	791	762	476	2941	
N of Miss	0	0	0	0	0	

Table 17: Think of where you live most of the time. Which of the following people live there with you? Father



Response	6	8	10	12	Total	
No	34.1	39.6	41.2	43.7	39.0	
Yes	65.9	60.4	58.8	56.3	61.0	
N of Valid	912	791	762	476	2941	
N of Miss	0	0	0	0	0	

Table 18: Think of where you live most of the time. Which of the following people live there with you? Stepfather



Response	6	8	10	12	Total	
No	85.7	81.8	80.8	81.9	82.8	
Yes	14.3	18.2	19.2	18.1	17.2	
N of Valid	912	791	762	476	2941	
N of Miss	0	0	0	0	0	

Table 19: Think of where you live most of the time. Which of the following people live there with you? Foster Father



Response	6	8	10	12	Total	
No	99.5	99.4	99.9	99.8	99.6	
Yes	0.5	0.6	0.1	0.2	0.4	
N of Valid	912	791	762	476	2941	
N of Miss	0	0	0	0	0	

Table 20: Think of where you live most of the time. Which of the following people live there with you? Grandfather



Response	6	8	10	12	Total	
No	93.0	94.3	95.9	96.0	94.6	
Yes	7.0	5.7	4.1	4.0	5.4	
N of Valid	912	791	762	476	2941	
N of Miss	0	0	0	0	0	

Table 21: Think of where you live most of the time. Which of the following people live there with you? Uncle



Response	6	8	10	12	Total	
No	95.3	97.2	96.6	97.9	96.6	
Yes	4.7	2.8	3.4	2.1	3.4	
N of Valid	912	791	762	476	2941	
N of Miss	0	0	0	0	0	

Table 22: Think of where you live most of the time. Which of the following people live there with you? Other Adults

Response	6	8	10	12	Total	
No	98.0	97.6	98.8	98.1	98.1	
Yes	2.0	2.4	1.2	1.9	1.9	
N of Valid	912	791	762	476	2941	
N of Miss	0	0	0	0	0	

Table 23: Think of where you live most of the time. Which of the following people live there with you? Brother(s)

Response	6	8	10	12	Total	
No	49.5	55.5	57.2	62.6	55.2	
Yes	50.5	44.5	42.8	37.4	44.8	
N of Valid	912	791	762	476	2941	
N of Miss	0	0	0	0	0	

Table 24: Think of where you live most of the time. Which of the following people live there with you? Stepbrother(s)

Response	6	8	10	12	Total	
No	94.2	94.9	95.1	97.1	95.1	
Yes	5.8	5.1	4.9	2.9	4.9	
N of Valid	912	791	762	476	2941	
N of Miss	0	0	0	0	0	

Table 25: Think of where you live most of the time. Which of the following people live there with you? Sister(s)

Response	6	8	10	12	Total	
No	52.0	61.1	62.1	62.2	58.7	
Yes	48.0	38.9	37.9	37.8	41.3	
N of Valid	912	791	762	476	2941	
N of Miss	0	0	0	0	0	

Table 26: Think of where you live most of the time. Which of the following people live there with you? Stepsister(s)



Response	6	8	10	12	Total	
No	94.0	94.1	95.4	96.2	94.7	
Yes	6.0	5.9	4.6	3.8	5.3	
N of Valid	912	791	762	476	2941	
N of Miss	0	0	0	0	0	

Table 27: Think of where you live most of the time. Which of the following people live there with you? Other Children



Response	6	8	10	12	Total	
No	95.6	95.3	94.2	93.9	94.9	
Yes	4.4	4.7	5.8	6.1	5.1	
N of Valid	912	791	762	476	2941	
N of Miss	0	0	0	0	0	

Table 28: In my school, students have lots of chances to help decide things like class activities and rules.





Response	6	8	10	12	Total	
NO!	16.2	18.0	14.2	20.8	16.9	
no	40.7	38.5	35.4	36.1	38.0	
yes	37.6	36.2	42.4	34.2	37.9	
YES!	5.5	7.4	8.0	8.9	7.2	
N of Valid	889	788	762	471	2910	
N of Miss	23	3	0	5	31	

Table 29: Teachers ask me to work on special classroom projects.





Response	6	8	10	12	Total	
NO!	9.2	10.2	9.2	12.3	10.0	
no	34.7	44.3	46.1	41.9	41.4	
yes	43.7	36.3	39.2	38.5	39.7	
YES!	12.4	9.1	5.5	7.4	8.9	
N of Valid	890	787	762	473	2912	
N of Miss	21	3	0	3	27	

Table 30: My teacher(s) notices when I am doing a good job and lets me know about it.

Response	6	8	10	12	Total
NO!	3.6	7.2	7.6	8.5	6.4
no	14.0	24.3	25.3	25.7	21.6
yes	48.7	46.0	52.0	51.1	49.2
YES!	33.7	22.5	15.0	14.7	22.7
N of Valid	899	782	759	470	2910
N of Miss	12	8	3	6	29

Table 31: There are lots of chances for students in my school to get involved in sports, clubs, and other school activities outside of class.

Response	6	8	10	12	Total
NO!	3.3	2.0	2.4	2.3	2.6
no	11.6	3.7	4.3	4.9	6.5
yes	41.7	32.4	37.2	37.2	37.3
YES!	43.4	61.9	56.1	55.6	53.7
N of Valid	900	784	761	471	2916
N of Miss	11	6	1	5	23

Table 32: There are lots of chances for students in my school to talk with a teacher one-on-one.

Response	6	8	10	12	Total
NO!	3.5	6.5	6.5	6.2	5.5
no	12.7	19.9	21.3	19.7	18.0
yes	48.1	47.0	53.5	54.0	50.1
YES!	35.7	26.6	18.7	20.1	26.3
N of Valid	903	785	759	467	2914
N of Miss	9	6	2	9	26

Table 33: I feel safe at my school.





Response	6	8	10	12	Total	
NO!	3.3	6.9	8.9	8.3	6.5	
no	6.9	12.3	13.8	11.5	10.9	
yes	34.8	47.7	55.7	51.0	46.3	
YES!	55.0	33.1	21.7	29.2	36.3	
N of Valid	902	782	756	469	2909	
N of Miss	8	8	4	7	27	

Table 34: The school lets my parents know when I have done something well.





Response	6	8	10	12	Total	
NO!	9.8	20.6	22.8	27.0	18.9	
no	29.3	45.0	48.7	47.6	41.6	
yes	40.7	26.0	23.5	21.9	29.2	
YES!	20.3	8.5	5.0	3.4	10.4	
N of Valid	888	778	756	466	2888	
N of Miss	21	13	6	10	50	

Table 35: My teachers praise me when I work hard in school.





Response	6	8	10	12	Total	
NO!	8.3	15.0	13.2	13.4	12.2	
no	18.8	37.5	42.5	40.6	33.6	
yes	46.2	38.1	39.5	38.5	41.0	
YES!	26.7	9.4	4.8	7.4	13.2	
N of Valid	889	779	757	470	2895	
N of Miss	22	12	5	6	45	

Table 36: Are your school grades better than the grades of most students in your class?

Response	6	8	10	12	Total	
NO!	9.4	8.5	8.9	5.1	8.3	
no	30.1	29.8	28.7	20.5	28.1	
yes	42.8	43.6	46.9	54.4	46.0	
YES!	17.6	18.1	15.6	20.0	17.6	
N of Valid	880	775	757	469	2881	
N of Miss	30	16	5	7	58	

Table 37: I have lots of chances to be part of class discussions or activities.

Response	6	8	10	12	Total	
NO!	3.7	3.9	3.4	4.7	3.8	
no	15.9	16.3	14.2	13.7	15.2	
yes	49.6	54.9	60.5	62.0	55.9	
YES!	30.8	24.9	21.8	19.7	25.1	
N of Valid	895	787	760	468	2910	
N of Miss	16	4	2	8	30	

Table 38: Now thinking back over the past year in school, how often did you: enjoy being in school?

Response	6	8	10	12	Total	
Never	7.2	8.4	9.2	11.3	8.7	
Seldom	7.6	13.0	15.7	15.6	12.4	
Sometimes	34.8	38.1	37.6	42.4	37.7	
Often	27.4	25.6	28.3	22.4	26.4	
Almost always	23.0	14.8	9.2	8.3	14.8	
N of Valid	905	784	752	469	2910	
N of Miss	7	6	8	5	26	

Table 39: Now thinking back over the past year in school, how often did you: hate being in school?

Response	6	8	10	12	Total	
Never	21.7	7.9	3.5	4.9	10.5	
Seldom	27.1	29.1	25.0	22.5	26.3	
Sometimes	31.0	34.1	37.2	36.4	34.3	
Often	11.5	18.3	20.6	23.3	17.6	
Almost always	8.7	10.7	13.7	12.8	11.2	
N of Valid	896	777	752	467	2892	
N of Miss	10	11	10	9	40	

Table 40: Now thinking back over the past year in school, how often did you: try to do your best work in school?

Response	6	8	10	12	Total	
Never	0.0	0.8	0.9	1.9	0.8	
Seldom	0.9	2.1	4.5	2.6	2.4	
Sometimes	5.1	12.6	15.7	16.4	11.7	
Often	20.6	30.5	38.0	36.7	30.4	
Almost always	73.3	54.1	40.8	42.4	54.7	
N of Valid	896	775	750	469	2890	
N of Miss	16	16	12	6	50	

Table 41: How often do you feel that the school work you are assigned is meaningful and important?

Response	6	8	10	12	Total	
Never	4.7	9.8	7.6	8.2	7.4	
Seldom	7.9	18.5	24.3	24.3	17.6	
Sometimes	25.4	33.0	37.2	37.6	32.5	
Often	32.0	27.8	23.5	24.3	27.4	
Almost always	30.0	10.9	7.5	5.6	15.1	
N of Valid	899	778	750	465	2892	
N of Miss	12	12	12	10	46	

Table 42: Putting them all together, what were your grades like last year?

Response	6	8	10	12	Total	
Mostly F's	1.3	0.7	1.3	0.9	1.1	
Mostly D's	3.1	2.0	4.7	3.4	3.3	
Mostly C's	13.3	16.4	18.6	17.4	16.2	
Mostly B's	38.4	37.6	42.3	42.1	39.8	
Mostly A's	43.9	43.5	33.1	36.3	39.7	
N of Valid	870	764	743	466	2843	
N of Miss	10	7	8	6	31	

Table 43: How important do you think the things you are learning in school are going to be for your later life?

Response	6	8	10	12	Total	
Very important	51.4	28.6	20.8	15.4	31.5	
Quite important	26.5	31.4	26.0	24.6	27.4	
Fairly important	15.5	25.0	31.8	36.5	25.7	
Slightly important	5.2	11.3	16.8	20.9	12.4	
Not at all important	1.3	3.8	4.5	2.6	3.0	
N of Valid	904	781	754	468	2907	
N of Miss	7	10	8	8	33	

Table 44: How interesting are most of your courses to you?

Response	6	8	10	12	Total	
Very interesting and stimulating	14.2	9.3	8.0	8.5	10.3	
Quite interesting	35.3	25.8	25.4	23.3	28.2	
Fairly interesting	34.3	38.8	40.9	39.7	38.1	
Slightly dull	11.4	18.2	18.6	20.1	16.5	
Very dull	4.8	7.9	7.2	8.3	6.8	
N of Valid	872	784	753	468	2877	
N of Miss	39	7	9	8	63	

Table 45: During the LAST FOUR WEEKS how many whole days of school have you missed because you skipped or 'cut'?








Response	6	8	10	12	Total	
None	69.1	75.7	71.5	55.7	69.3	
1	15.8	11.0	11.5	17.2	13.6	
2	6.3	5.5	7.2	10.6	7.0	
3	3.9	4.5	4.0	7.9	4.7	
4-5	3.8	2.9	3.6	6.2	3.9	
6-10	1.1	0.4	1.3	1.5	1.0	
11 or more	0.1	0.1	0.9	0.9	0.4	
N of Valid	895	785	750	470	2900	
N of Miss	14	6	12	6	38	

Table 46: What are the chances you would be seen as cool if you: smoked cigarettes?






Response	6	8	10	12	Total	
No or very little chance	92.6	74.6	58.6	50.0	72.0	
Little chance	4.3	15.1	19.3	24.4	14.3	
Some chance	1.7	5.6	12.3	16.9	8.0	
Pretty good chance	0.9	2.4	5.1	6.0	3.2	
Very good chance	0.6	2.2	4.8	2.8	2.5	
N of Valid	892	779	748	468	2887	
N of Miss	17	8	14	8	47	

Table 47: What are the chances you would be seen as cool if you: worked hard at school?






Response	6	8	10	12	Total	
No or very little chance	5.1	13.8	13.8	12.7	10.9	
Little chance	7.2	19.2	22.4	23.0	16.9	
Some chance	18.2	26.1	27.6	28.1	24.4	
Pretty good chance	27.9	22.9	22.5	20.8	24.0	
Very good chance	41.6	18.0	13.7	15.5	23.8	
N of Valid	895	782	746	466	2889	
N of Miss	17	9	16	10	52	

Table 48: What are the chances you would be seen as cool if you: began drinking alcoholic beverages regularly, that is, at least once or twice a month?






Response	6	8	10	12	Total	
No or very little chance	88.2	65.8	41.4	35.3	61.5	
Little chance	7.3	13.9	15.5	13.3	12.2	
Some chance	2.4	11.0	17.0	22.3	11.7	
Pretty good chance	1.5	5.2	17.0	20.3	9.6	
Very good chance	0.7	4.1	9.1	8.8	5.1	
N of Valid	892	783	747	467	2889	
N of Miss	20	7	15	9	51	

Table 49: What are the chances you would be seen as cool if you: defended someone who was being verbally abused at school?






Response	6	8	10	12	Total	
No or very little chance	15.4	13.5	13.1	12.4	13.8	
Little chance	7.7	14.6	14.9	17.8	13.1	
Some chance	15.0	26.0	27.7	27.6	23.3	
Pretty good chance	23.9	25.3	27.6	25.3	25.5	
Very good chance	38.0	20.6	16.6	16.9	24.3	
N of Valid	882	780	746	467	2875	
N of Miss	30	11	16	9	66	

Table 50: What are the chances you would be seen as cool if you: smoked marijuana?






Response	6	8	10	12	Total	
No or very little chance	95.2	72.5	50.5	44.7	69.3	
Little chance	2.5	10.9	13.6	14.8	9.6	
Some chance	0.8	7.3	11.6	16.1	7.8	
Pretty good chance	0.5	4.6	11.0	14.2	6.5	
Very good chance	1.1	4.7	13.3	10.1	6.7	
N of Valid	888	783	744	465	2880	
N of Miss	24	8	18	11	61	

Table 51: What are the chances you would be seen as cool if you: carried a handgun?






Response	6	8	10	12	Total	
No or very little chance	86.3	77.3	69.7	71.6	77.1	
Little chance	6.9	11.9	14.2	13.1	11.2	
Some chance	3.2	5.1	7.4	6.9	5.4	
Pretty good chance	1.5	2.3	4.0	4.3	2.8	
Very good chance	2.2	3.3	4.7	4.1	3.5	
N of Valid	880	779	745	465	2869	
N of Miss	29	12	17	10	68	

Table 52: What are the chances you would be seen as cool if you: regularly volunteered to do community service?






Response	6	8	10	12	Total	
No or very little chance	21.3	27.0	24.4	26.0	24.4	
Little chance	18.0	24.2	27.2	24.9	23.2	
Some chance	21.5	27.1	24.9	28.5	25.1	
Pretty good chance	21.5	12.7	15.4	13.5	16.2	
Very good chance	17.8	9.0	8.0	7.1	11.1	
N of Valid	884	781	746	466	2877	
N of Miss	28	9	16	10	63	

Table 53: Think of your four best friends (the friends you feel closest to). In the past year (12 months), how many of your best friends have: participated in clubs, organizations or activities at school?






Response	6	8	10	12	Total	
0	10.9	12.8	10.5	11.6	11.4	
1	9.0	14.1	13.9	12.0	12.1	
2	11.6	16.9	20.5	15.3	15.9	
3	12.8	15.7	18.3	14.0	15.2	
4	55.6	40.5	36.9	47.1	45.3	
N of Valid	886	781	743	465	2875	
N of Miss	23	8	19	10	60	

Table 54: Think of your four best friends (the friends you feel closest to). In the past year (12 months), how many of your best friends have: smoked cigarettes?






Response	6	8	10	12	Total	
0	94.6	76.3	53.3	47.7	71.4	
1	3.9	13.3	17.6	16.1	12.0	
2	1.0	4.5	11.8	16.1	7.2	
3	0.3	2.2	7.7	5.8	3.6	
4	0.1	3.7	9.7	14.2	5.8	
N of Valid	890	780	745	465	2880	
N of Miss	21	10	17	10	58	

Table 55: Think of your four best friends (the friends you feel closest to). In the past year (12 months), how many of your best friends have: tried beer, wine or hard liquor (for example, vodka, whiskey, or gin) when their parents didn't know about it?






Response	6	8	10	12	Total	
0	87.9	59.6	33.7	31.7	57.2	
1	7.2	16.2	16.9	14.7	13.4	
2	2.6	8.9	14.7	14.3	9.3	
3	1.1	5.7	11.7	9.5	6.5	
4	1.2	9.6	23.0	29.8	13.7	
N of Valid	891	785	744	463	2883	
N of Miss	19	6	17	11	53	

Table 56: Think of your four best friends (the friends you feel closest to). In the past year (12 months), how many of your best friends have: made a commitment to stay drug-free?






Response	6	8	10	12	Total	
0	8.0	20.1	26.5	29.9	19.6	
1	5.6	8.4	17.7	15.2	11.0	
2	5.7	7.8	12.5	10.2	8.8	
3	9.0	12.1	8.6	8.9	9.7	
4	71.7	51.5	34.6	35.8	50.9	
N of Valid	892	782	742	461	2877	
N of Miss	19	9	20	14	62	

Table 57: Think of your four best friends (the friends you feel closest to). In the past year (12 months), how many of your best friends have: used marijuana?






Response	6	8	10	12	Total	
0	97.4	79.8	56.1	50.1	74.3	
1	1.9	9.7	15.3	15.1	9.6	
2	0.2	3.7	9.4	10.4	5.2	
3	0.2	2.2	6.9	9.9	4.0	
4	0.2	4.6	12.2	14.5	6.8	
N of Valid	888	781	743	463	2875	
N of Miss	21	9	19	12	61	

Table 58: Think of your four best friends (the friends you feel closest to). In the past year (12 months), how many of your best friends have: tried to do well in school?






Response	6	8	10	12	Total	
0	2.4	4.9	4.7	3.9	3.9	
1	2.9	5.5	7.0	7.1	5.4	
2	6.5	10.8	13.9	12.1	10.5	
3	20.5	20.9	24.2	20.1	21.5	
4	67.6	57.9	50.1	56.7	58.7	
N of Valid	886	776	739	462	2863	
N of Miss	24	13	23	13	73	

Table 59: Think of your four best friends (the friends you feel closest to). In the past year (12 months), how many of your best friends have: used LSD, cocaine, amphetamines, or other illegal drugs?






Response	6	8	10	12	Total	
0	98.5	92.1	81.7	81.6	89.7	
1	0.9	4.5	9.4	9.7	5.5	
2	0.2	1.8	4.0	2.4	2.0	
3	0.2	0.4	2.4	2.8	1.3	
4	0.1	1.3	2.4	3.5	1.6	
N of Valid	890	784	743	462	2879	
N of Miss	22	7	19	14	62	

Table 60: Think of your four best friends (the friends you feel closest to). In the past year (12 months), how many of your best friends have: been suspended from school?






Response	6	8	10	12	Total	
0	68.2	62.4	58.5	71.5	64.7	
1	18.0	17.4	18.3	13.9	17.3	
2	7.5	9.6	10.0	6.5	8.5	
3	3.5	3.5	6.2	3.7	4.2	
4	2.8	7.2	7.0	4.3	5.3	
N of Valid	884	782	743	460	2869	
N of Miss	26	9	19	15	69	

Table 61: Think of your four best friends (the friends you feel closest to). In the past year (12 months), how many of your best friends have: liked school?






Response	6	8	10	12	Total	
0	13.5	25.2	27.8	30.4	23.1	
1	11.5	14.4	16.5	12.0	13.7	
2	24.2	19.8	23.9	24.6	23.0	
3	23.0	17.9	16.1	16.5	18.8	
4	27.7	22.7	15.8	16.5	21.5	
N of Valid	887	783	741	460	2871	
N of Miss	24	8	21	16	69	

Table 62: Think of your four best friends (the friends you feel closest to). In the past year (12 months), how many of your best friends have: carried a handgun?






Response	6	8	10	12	Total	
0	95.0	95.8	90.3	91.3	93.4	
1	2.8	2.2	5.1	3.5	3.3	
2	0.9	1.0	1.8	1.9	1.3	
3	0.7	0.1	0.9	1.1	0.7	
4	0.6	0.9	1.9	2.2	1.3	
N of Valid	883	782	740	462	2867	
N of Miss	28	9	22	14	73	

Table 63: Think of your four best friends (the friends you feel closest to). In the past year (12 months), how many of your best friends have: sold illegal drugs?






Response	6	8	10	12	Total	
0	98.5	93.2	80.1	82.0	89.6	
1	1.0	4.1	9.6	8.9	5.3	
2	0.1	1.4	4.6	5.2	2.4	
3	0.1	0.5	3.2	1.5	1.3	
4	0.2	0.8	2.6	2.4	1.3	
N of Valid	882	778	743	461	2864	
N of Miss	29	13	19	15	76	

Table 64: Think of your four best friends (the friends you feel closest to). In the past year (12 months), how many of your best friends have: regularly attended religious services?






Response	6	8	10	12	Total	
0	19.5	13.8	14.5	17.4	16.3	
1	9.0	9.8	15.2	18.7	12.4	
2	14.6	18.4	24.1	18.0	18.7	
3	19.2	20.6	20.6	19.1	19.9	
4	37.7	37.3	25.7	26.9	32.7	
N of Valid	856	782	739	461	2838	
N of Miss	54	8	23	15	100	

Table 65: Think of your four best friends (the friends you feel closest to). In the past year (12 months), how many of your best friends have: stolen or tried to steal a motor vehicle such as a car or motorcycle?






Response	6	8	10	12	Total	
0	97.1	95.7	91.4	92.6	94.5	
1	2.0	3.2	4.9	3.3	3.3	
2	0.7	0.6	1.8	1.7	1.1	
3	0.2	0.3	0.4	1.5	0.5	
4	0.0	0.3	1.6	0.9	0.6	
N of Valid	892	783	742	461	2878	
N of Miss	20	8	20	15	63	

Table 66: Think of your four best friends (the friends you feel closest to). In the past year (12 months), how many of your best friends have: been arrested?






Response	6	8	10	12	Total	
0	95.6	87.0	76.0	79.8	85.7	
1	3.6	7.7	11.5	10.0	7.8	
2	0.3	2.9	7.4	5.0	3.6	
3	0.2	1.3	2.7	1.3	1.3	
4	0.2	1.1	2.4	3.9	1.6	
N of Valid	890	784	742	461	2877	
N of Miss	22	7	20	15	64	

Table 67: Think of your four best friends (the friends you feel closest to). In the past year (12 months), how many of your best friends have: dropped out of school?






Response	6	8	10	12	Total	
0	96.1	95.0	87.3	84.1	91.6	
1	3.2	3.2	7.9	9.8	5.5	
2	0.5	0.9	2.2	3.0	1.4	
3	0.3	0.3	1.5	1.5	0.8	
4	0.0	0.6	1.1	1.5	0.7	
N of Valid	888	782	743	460	2873	
N of Miss	24	9	19	16	68	

Table 68: Think of your four best friends (the friends you feel closest to). In the past year (12 months), how many of your best friends have: been members of a gang?






Response	6	8	10	12	Total	
0	94.2	87.4	83.7	88.0	88.6	
1	3.0	7.3	7.4	5.2	5.7	
2	1.2	2.3	3.1	1.7	2.1	
3	0.7	1.0	2.3	1.7	1.4	
4	0.9	2.0	3.5	3.3	2.3	
N of Valid	892	783	741	459	2875	
N of Miss	20	8	21	17	66	

Table 69: How old were you when you first: smoked marijuana?










Response	6	8	10	12	Total	
Never	99.3	91.3	75.7	67.2	85.9	
10 or younger	0.3	1.2	2.0	2.4	1.3	
11	0.2	1.4	1.5	0.9	1.0	
12	0.1	1.9	3.2	1.7	1.7	
13	0.0	2.8	4.7	4.1	2.6	
14	0.0	1.0	5.2	3.6	2.2	
15	0.0	0.1	6.2	5.6	2.5	
16	0.0	0.0	1.3	10.1	2.0	
17 or older	0.0	0.3	0.1	4.5	0.8	
N of Valid	894	781	745	466	2886	
N of Miss	18	9	16	10	53	

Table 70: How old were you when you first: smoked a cigarette, even just a puff?










Response	6	8	10	12	Total	
Never	92.5	79.4	61.8	56.6	75.2	
10 or younger	4.9	8.8	10.2	8.4	7.9	
11	2.1	3.1	3.8	5.0	3.3	
12	0.4	2.8	4.8	3.2	2.7	
13	0.0	4.6	5.5	4.3	3.4	
14	0.0	1.3	6.9	5.0	2.9	
15	0.0	0.0	5.8	4.5	2.2	
16	0.0	0.0	1.2	8.0	1.6	
17 or older	0.0	0.0	0.0	5.0	0.8	
N of Valid	894	780	743	463	2880	
N of Miss	17	11	19	13	60	

Table 71: How old were you when you first: had more than a sip or two of beer, wine or hard liquor (for example, vodka, whiskey, or gin)?










Response	6	8	10	12	Total	
Never	82.8	63.8	38.9	30.2	57.8	
10 or younger	11.3	12.2	12.0	7.3	11.1	
11	3.8	4.5	5.1	2.6	4.1	
12	2.0	7.8	7.8	5.2	5.6	
13	0.0	8.9	12.4	9.7	7.2	
14	0.0	2.4	12.1	8.6	5.2	
15	0.0	0.3	10.1	10.8	4.4	
16	0.0	0.0	1.3	16.4	3.0	
17 or older	0.0	0.1	0.1	9.1	1.5	
N of Valid	890	779	741	463	2873	
N of Miss	21	10	20	13	64	

Table 72: How old were you when you first: began drinking alcoholic beverages regularly, that is, at least once or twice a month?










Response	6	8	10	12	Total	
Never	98.8	91.4	76.4	71.6	86.6	
10 or younger	0.4	1.8	0.8	1.1	1.0	
11	0.6	0.8	1.1	0.0	0.7	
12	0.1	1.5	2.3	1.3	1.2	
13	0.0	3.4	2.4	2.2	1.9	
14	0.0	0.8	7.1	3.0	2.5	
15	0.0	0.0	7.7	3.2	2.5	
16	0.0	0.0	1.9	10.6	2.2	
17 or older	0.1	0.3	0.3	7.1	1.3	
N of Valid	891	783	743	464	2881	
N of Miss	21	7	19	12	59	

Table 73: How old were you when you first: used phenoxydine (pox, px, breeze)?


Response	6	8	10	12	Total	
Never	100.0	100.0	100.0	100.0	100.0	
10 or younger	0.0	0.0	0.0	0.0	0.0	
11	0.0	0.0	0.0	0.0	0.0	
12	0.0	0.0	0.0	0.0	0.0	
13	0.0	0.0	0.0	0.0	0.0	
14	0.0	0.0	0.0	0.0	0.0	
15	0.0	0.0	0.0	0.0	0.0	
16	0.0	0.0	0.0	0.0	0.0	
17 or older	0.0	0.0	0.0	0.0	0.0	
N of Valid	867	782	745	460	2854	
N of Miss	45	9	17	16	87	

Table 74: How old were you when you first: got suspended from school?










Response	6	8	10	12	Total	
Never	88.1	80.8	74.0	76.6	80.6	
10 or younger	8.0	5.8	7.4	6.7	7.0	
11	3.1	3.2	2.4	1.7	2.7	
12	0.7	5.6	3.4	2.8	3.1	
13	0.0	3.3	4.4	3.0	2.5	
14	0.1	1.3	5.1	2.4	2.1	
15	0.0	0.0	2.6	2.8	1.1	
16	0.0	0.0	0.5	2.4	0.5	
17 or older	0.0	0.0	0.3	1.5	0.3	
N of Valid	891	781	745	462	2879	
N of Miss	21	9	17	13	60	

Table 75: How old were you when you first: got arrested?










Response	6	8	10	12	Total	
Never	99.1	96.8	89.5	89.8	94.5	
10 or younger	0.4	0.8	1.7	0.7	0.9	
11	0.2	0.8	0.1	0.2	0.3	
12	0.2	0.9	1.1	0.4	0.7	
13	0.0	0.4	1.3	0.9	0.6	
14	0.0	0.4	2.3	2.6	1.1	
15	0.0	0.0	3.0	1.7	1.0	
16	0.0	0.0	0.8	3.0	0.7	
17 or older	0.0	0.0	0.1	0.7	0.1	
N of Valid	892	779	743	460	2874	
N of Miss	20	11	19	16	66	

Table 76: How old were you when you first: carried a handgun?










Response	6	8	10	12	Total	
Never	96.7	95.7	93.4	91.9	94.8	
10 or younger	1.2	1.7	2.0	1.1	1.5	
11	1.7	0.8	0.3	0.7	0.9	
12	0.3	0.6	1.1	0.2	0.6	
13	0.0	0.6	0.5	0.7	0.4	
14	0.0	0.1	1.2	0.4	0.4	
15	0.0	0.1	0.9	1.1	0.5	
16	0.0	0.3	0.4	2.0	0.5	
17 or older	0.0	0.0	0.1	2.0	0.3	
N of Valid	886	776	743	459	2864	
N of Miss	25	14	19	17	75	

Table 77: How old were you when you first: attacked someone with the idea of seriously hurting them?


Response	6	8	10	12	Total	
Never	90.8	84.5	77.1	83.4	84.4	
10 or younger	4.9	4.1	5.9	3.9	4.8	
11	3.3	2.2	1.5	1.1	2.2	
12	1.0	3.6	2.6	1.3	2.2	
13	0.0	4.0	3.4	1.5	2.2	
14	0.0	1.3	3.8	2.8	1.8	
15	0.0	0.1	4.0	1.7	1.4	
16	0.0	0.1	1.6	2.0	0.8	
17 or older	0.0	0.0	0.1	2.2	0.4	
N of Valid	892	776	743	459	2870	
N of Miss	20	12	17	16	65	

Table 78: How old were you when you first: belonged to a gang?


Response	6	8	10	12	Total	
Never	97.8	96.0	95.2	96.1	96.4	
10 or younger	1.2	0.6	0.9	0.6	0.9	
11	0.3	0.4	0.4	0.2	0.3	
12	0.6	1.7	0.4	0.4	0.8	
13	0.1	1.0	0.9	0.6	0.7	
14	0.0	0.3	0.8	0.6	0.4	
15	0.0	0.0	1.2	0.9	0.5	
16	0.0	0.0	0.0	0.4	0.1	
17 or older	0.0	0.0	0.1	0.0	0.0	
N of Valid	893	781	744	464	2882	
N of Miss	19	10	18	12	59	

Table 79: How wrong do you think it is for someone your age to: take a handgun to school?





Response	6	8	10	12	Total	
Very wrong	94.3	87.3	82.8	89.6	88.7	
Wrong	4.7	9.7	13.0	6.3	8.5	
A little bit wrong	0.7	2.3	3.0	2.6	2.0	
Not wrong at all	0.3	0.6	1.2	1.5	0.8	
N of Valid	896	782	745	462	2885	
N of Miss	13	9	16	14	52	

Table 80: How wrong do you think it is for someone your age to: steal anything worth more than \$5?





Response	6	8	10	12	Total	
Very wrong	69.1	56.7	46.1	65.8	59.3	
Wrong	26.2	31.8	36.8	23.6	30.1	
A little bit wrong	4.6	9.2	13.4	8.9	8.8	
Not wrong at all	0.1	2.2	3.7	1.7	1.9	
N of Valid	896	779	747	462	2884	
N of Miss	13	12	15	14	54	

Table 81: How wrong do you think it is for someone your age to: pick a fight with someone?





Response	6	8	10	12	Total	
Very wrong	57.9	36.6	30.5	45.0	43.0	
Wrong	28.3	32.3	32.5	30.4	30.8	
A little bit wrong	12.2	23.3	28.1	19.6	20.5	
Not wrong at all	1.6	7.9	8.9	5.0	5.7	
N of Valid	898	777	741	460	2876	
N of Miss	14	14	21	16	65	

Table 82: How wrong do you think it is for someone your age to: attack someone with the idea of seriously hurting them?





Response	6	8	10	12	Total	
Very wrong	87.1	67.9	56.1	67.9	70.8	
Wrong	9.6	19.9	27.0	19.1	18.4	
A little bit wrong	2.7	8.6	12.7	9.8	8.0	
Not wrong at all	0.7	3.6	4.1	3.3	2.8	
N of Valid	900	779	747	461	2887	
N of Miss	10	12	15	15	52	

Table 83: How wrong do you think it is for someone your age to: stay away from school all day when their parents think they are at school?





Response	6	8	10	12	Total	
Very wrong	82.5	61.4	41.6	46.3	60.4	
Wrong	13.0	24.4	32.2	27.1	23.3	
A little bit wrong	3.3	10.8	19.4	20.3	12.2	
Not wrong at all	1.2	3.5	6.8	6.3	4.1	
N of Valid	901	780	746	462	2889	
N of Miss	11	11	16	14	52	

Table 84: How wrong do you think it is for someone your age to: drink beer, wine or hard liquor (for example, vodka, whiskey, or gin) regularly?





Response	6	8	10	12	Total	
Very wrong	91.6	67.7	43.4	43.5	65.0	
Wrong	5.4	15.9	21.0	16.9	14.1	
A little bit wrong	2.1	10.8	23.5	26.2	13.8	
Not wrong at all	0.9	5.7	12.1	13.4	7.1	
N of Valid	901	776	744	462	2883	
N of Miss	11	14	17	14	56	

Table 85: How wrong do you think it is for someone your age to: smoke cigarettes?

Response	6	8	10	12	Total	
Very wrong	93.2	75.6	55.6	48.4	71.6	
Wrong	4.9	13.9	19.6	21.5	13.8	
A little bit wrong	1.6	7.0	15.2	16.5	8.9	
Not wrong at all	0.3	3.5	9.5	13.7	5.7	
N of Valid	902	775	744	461	2882	
N of Miss	10	15	18	15	58	

Table 86: How wrong do you think it is for someone your age to: smoke marijuana?

Response	6	8	10	12	Total	
Very wrong	97.3	83.5	63.1	59.6	78.8	
Wrong	1.8	7.7	15.2	14.3	8.9	
A little bit wrong	0.6	5.3	10.4	15.4	6.7	
Not wrong at all	0.3	3.5	11.3	10.7	5.7	
N of Valid	900	777	743	460	2880	
N of Miss	12	14	19	16	61	

Table 87: How wrong do you think it is for someone your age to: use LSD, cocaine, amphetamines or another illegal drug?

Response	6	8	10	12	Total	
Very wrong	98.0	94.9	88.6	86.6	92.9	
Wrong	1.4	3.3	7.5	7.4	4.5	
A little bit wrong	0.3	1.4	1.7	4.1	1.6	
Not wrong at all	0.2	0.4	2.2	2.0	1.0	
N of Valid	900	779	743	461	2883	
N of Miss	12	12	19	15	58	

Table 88: At school during the past 12 months, did you receive help from the resource teacher, speech therapist or other special education teacher?



Response	6	8	10	12	Total	
No	80.1	88.3	90.7	91.5	86.9	
Yes	19.9	11.7	9.3	8.5	13.1	
N of Valid	856	754	729	436	2775	
N of Miss	56	37	33	40	166	

Table 89: How many times in the past year (12 months) have you: been suspended from school?








Response	6	8	10	12	Total	
Never	92.0	88.6	86.5	90.4	89.4	
1 to 2 times	7.0	9.6	11.5	7.0	8.9	
3 to 5 times	0.4	1.0	1.1	1.7	1.0	
6 to 9 times	0.3	0.4	0.4	0.2	0.3	
10 to 19 times	0.2	0.1	0.0	0.2	0.1	
20 to 29 times	0.0	0.0	0.3	0.2	0.1	
30 to 39 times	0.0	0.0	0.1	0.0	0.0	
40+ times	0.0	0.3	0.1	0.2	0.1	
N of Valid	899	783	747	460	2889	
N of Miss	13	8	14	15	50	

Table 90: How many times in the past year (12 months) have you: carried a handgun?








Response	6	8	10	12	Total	
Never	96.9	96.7	95.2	94.1	95.9	
1 to 2 times	1.6	0.9	1.1	2.4	1.4	
3 to 5 times	0.6	0.4	0.8	0.7	0.6	
6 to 9 times	0.3	0.6	1.2	0.9	0.7	
10 to 19 times	0.6	0.6	0.1	0.9	0.5	
20 to 29 times	0.0	0.3	0.3	0.2	0.2	
30 to 39 times	0.1	0.0	0.0	0.0	0.0	
40+ times	0.0	0.5	1.3	0.9	0.6	
N of Valid	900	781	746	460	2887	
N of Miss	12	10	16	16	54	

Table 91: How many times in the past year (12 months) have you: sold illegal drugs?








Response	6	8	10	12	Total	
Never	99.9	98.2	92.8	92.2	96.4	
1 to 2 times	0.1	1.0	3.1	3.5	1.7	
3 to 5 times	0.0	0.3	1.3	1.1	0.6	
6 to 9 times	0.0	0.1	0.8	0.9	0.4	
10 to 19 times	0.0	0.0	0.9	0.4	0.3	
20 to 29 times	0.0	0.1	0.1	0.7	0.2	
30 to 39 times	0.0	0.0	0.0	0.0	0.0	
40+ times	0.0	0.3	0.8	1.3	0.5	
N of Valid	892	773	741	460	2866	
N of Miss	20	18	21	16	75	

Table 92: How many times in the past year (12 months) have you: stolen or tried to steal a motor vehicle such as a car or motorcycle?







Response	6	8	10	12	Total	
Never	99.0	98.6	96.8	98.0	98.2	
1 to 2 times	0.9	0.8	2.1	0.9	1.2	
3 to 5 times	0.1	0.3	0.4	0.7	0.3	
6 to 9 times	0.0	0.0	0.3	0.2	0.1	
10 to 19 times	0.0	0.1	0.0	0.0	0.0	
20 to 29 times	0.0	0.0	0.1	0.2	0.1	
30 to 39 times	0.0	0.0	0.0	0.0	0.0	
40+ times	0.0	0.3	0.3	0.0	0.1	
N of Valid	899	781	746	459	2885	
N of Miss	13	10	16	17	56	

Table 93: How many times in the past year (12 months) have you: participated in clubs, organizations or activities at school?









Response	6	8	10	12	Total	
Never	12.0	22.0	21.4	20.9	18.6	
1 to 2 times	21.9	18.3	19.3	14.6	19.1	
3 to 5 times	23.4	18.3	15.0	11.5	17.9	
6 to 9 times	12.1	11.1	11.6	10.7	11.5	
10 to 19 times	8.4	7.9	8.3	8.7	8.3	
20 to 29 times	5.7	4.7	6.0	8.9	6.0	
30 to 39 times	3.6	1.9	3.2	2.6	2.9	
40+ times	12.7	15.7	15.1	22.2	15.7	
N of Valid	889	782	747	460	2878	
N of Miss	18	9	15	16	58	

Table 94: How many times in the past year (12 months) have you: been arrested?






Response	6	8	10	12	Total	
Never	98.9	97.6	93.0	95.0	96.4	
1 to 2 times	0.8	1.8	5.1	3.7	2.6	
3 to 5 times	0.3	0.3	0.9	0.4	0.5	
6 to 9 times	0.0	0.1	0.7	0.6	0.3	
10 to 19 times	0.0	0.0	0.0	0.0	0.0	
20 to 29 times	0.0	0.0	0.0	0.0	0.0	
30 to 39 times	0.0	0.0	0.0	0.2	0.0	
40+ times	0.0	0.3	0.3	0.0	0.1	
N of Valid	896	779	744	462	2881	
N of Miss	14	11	17	14	56	

Table 95: How many times in the past year (12 months) have you: done extra work on your own for school?









Response	6	8	10	12	Total	
Never	24.8	31.2	27.7	29.8	28.1	
1 to 2 times	31.1	24.7	23.5	17.6	25.2	
3 to 5 times	17.7	15.3	18.4	12.6	16.4	
6 to 9 times	9.2	9.6	11.0	10.9	10.1	
10 to 19 times	5.7	7.3	8.1	9.4	7.4	
20 to 29 times	2.7	4.6	4.2	7.4	4.4	
30 to 39 times	2.0	2.2	1.5	3.5	2.2	
40+ times	6.7	5.0	5.8	8.7	6.3	
N of Valid	887	778	745	459	2869	
N of Miss	23	13	17	17	70	

Table 96: How many times in the past year (12 months) have you: attacked someone with the idea of seriously hurting them?









Response	6	8	10	12	Total	
Never	91.6	85.7	84.8	89.1	87.9	
1 to 2 times	5.3	10.0	10.3	6.1	8.0	
3 to 5 times	2.2	1.9	2.2	2.0	2.1	
6 to 9 times	0.4	1.0	1.6	1.3	1.0	
10 to 19 times	0.1	0.4	0.4	0.7	0.3	
20 to 29 times	0.0	0.1	0.3	0.9	0.2	
30 to 39 times	0.0	0.1	0.1	0.0	0.1	
40+ times	0.3	0.6	0.3	0.0	0.3	
N of Valid	893	777	744	459	2873	
N of Miss	19	14	18	17	68	

Table 97: How many times in the past year (12 months) have you: been drunk or high at school?









Response	6	8	10	12	Total	
Never	99.0	94.6	85.5	86.7	92.3	
1 to 2 times	0.7	2.7	6.2	5.2	3.4	
3 to 5 times	0.2	0.8	2.4	2.6	1.3	
6 to 9 times	0.0	0.9	1.2	1.1	0.7	
10 to 19 times	0.0	0.5	1.5	1.3	0.7	
20 to 29 times	0.1	0.0	0.8	0.4	0.3	
30 to 39 times	0.0	0.0	0.3	0.9	0.2	
40+ times	0.0	0.5	2.2	1.7	1.0	
N of Valid	889	777	744	458	2868	
N of Miss	23	14	18	18	73	

Table 98: How many times in the past year (12 months) have you: volunteered to do community service?









Response	6	8	10	12	Total	
Never	50.8	53.6	43.5	34.4	47.1	
1 to 2 times	25.5	21.1	20.8	16.8	21.7	
3 to 5 times	10.3	10.6	13.3	14.4	11.8	
6 to 9 times	5.1	5.6	8.3	12.7	7.3	
10 to 19 times	3.4	3.7	6.3	7.0	4.8	
20 to 29 times	1.4	1.9	3.6	5.9	2.8	
30 to 39 times	1.0	0.9	1.3	2.0	1.2	
40+ times	2.6	2.4	2.8	6.8	3.3	
N of Valid	887	781	745	457	2870	
N of Miss	24	10	17	19	70	

Table 99: How many times in the past year (12 months) have you: taken a handgun to school?





Response	6	8	10	12	Total	
Never	99.6	99.6	98.7	99.1	99.3	
1 to 2 times	0.4	0.3	0.5	0.4	0.4	
3 to 5 times	0.0	0.0	0.0	0.0	0.0	
6 to 9 times	0.0	0.0	0.1	0.2	0.1	
10 to 19 times	0.0	0.0	0.1	0.0	0.0	
20 to 29 times	0.0	0.0	0.1	0.0	0.0	
30 to 39 times	0.0	0.0	0.0	0.0	0.0	
40+ times	0.0	0.1	0.4	0.2	0.2	
N of Valid	897	782	745	457	2881	
N of Miss	15	9	17	18	59	

Table 100: Are you currently on probation, or assigned a probation officer with Juvenile Court?



Response	6	8	10	12	Total	
No	99.2	98.6	97.3	96.9	98.2	
Yes	0.8	1.4	2.7	3.1	1.8	
N of Valid	786	713	679	424	2602	
N of Miss	125	78	83	52	338	

Table 101: Have you ever belonged to a gang?






Response	6	8	10	12	Total	
No	96.1	92.8	91.4	93.4	93.6	
No, but would like to	0.2	1.9	1.7	1.3	1.3	
Yes, in the past	2.8	4.4	3.4	2.0	3.2	
Yes, belong now	0.9	0.8	3.4	2.6	1.8	
Yes, but would like to get out	0.0	0.1	0.1	0.7	0.2	
N of Valid	897	780	743	456	2876	
N of Miss	15	10	19	20	64	

Table 102: If you have ever belonged to a gang, did that gang have a name?

Response	6	8	10	12	Total
No	7.5	9.0	8.9	12.3	9.0
Yes	3.3	4.6	7.1	5.2	4.9
I have never belonged to a gang	89.3	86.5	84.0	82.5	86.1
N of Valid	884	768	730	446	2828
N of Miss	26	20	29	26	101

Table 103: How many times have you done the following things? done what feels good no matter what.

Response	6	8	10	12	Total
Never	39.0	32.8	24.9	26.2	31.6
I've done it, but not in the past year	15.5	16.1	13.6	14.1	14.9
Less than once a month	6.7	10.8	13.2	13.0	10.5
About once a month	6.8	8.7	8.8	10.7	8.5
2 or 3 times a month	7.9	10.0	11.8	9.6	9.8
Once a week or more	24.1	21.7	27.6	26.4	24.7
N of Valid	866	771	735	447	2819
N of Miss	45	20	24	29	118

Table 104: How many times have you done the following things? done something dangerous because someone dared you to do it.

Response	6	8	10	12	Total
Never	72.3	52.8	38.8	54.0	55.4
I've done it, but not in the past year	17.2	20.2	27.3	19.6	21.0
Less than once a month	3.7	10.0	13.3	13.6	9.5
About once a month	2.1	5.5	7.3	4.9	4.8
2 or 3 times a month	2.5	5.1	8.3	4.0	5.0
Once a week or more	2.2	6.3	5.0	4.0	4.3
N of Valid	891	777	743	450	2861
N of Miss	19	12	19	26	76

Table 105: How many times have you done the following things? done crazy things even if they are a little dangerous.







Response	6	8	10	12	Total	
Never	58.0	37.0	25.0	29.8	39.3	
I've done it, but not in the past year	21.6	21.2	19.4	21.7	20.9	
Less than once a month	7.5	13.4	17.1	19.0	13.4	
About once a month	4.0	6.3	11.5	11.2	7.7	
2 or 3 times a month	3.4	8.1	13.0	8.7	8.0	
Once a week or more	5.5	14.0	14.1	9.6	10.7	
N of Valid	890	778	739	447	2854	
N of Miss	22	13	23	29	87	

Table 106: You're looking at CD's in a music store with a friend. You look up and see her slip a CD under her coat. She smiles and says 'Which one do you want? Go ahead, take it while nobody's around.' There is nobody in sight, no employees and no other customers. What would you do now?





Response	6	8	10	12	Total	
Ignore her	11.2	16.2	18.4	23.3	16.3	
Grab a CD and leave the store	1.5	5.9	10.6	7.6	6.0	
Tell her to put the CD back	62.5	41.5	34.0	33.8	44.9	
Act like it is a joke, and ask her to put the CD back	24.9	36.4	37.0	35.3	32.8	
N of Valid	893	778	738	450	2859	
N of Miss	14	11	24	26	75	

Table 107: You are visiting another part of town, and you don't know any of the people your age there. You are walking down the street, and some teenager you don't know is walking toward you. He is about your size, and as he is about to pass you, he deliberately bumps into you and you almost lose your balance. What would you say or do?





Response	6	8	10	12	Total	
Push the person back	13.7	16.5	18.9	13.3	15.8	
Say 'Excuse me' and keep on walking	54.1	42.2	46.8	55.5	49.2	
Say 'Watch where you are going' and keep on walking	28.3	28.4	20.0	20.4	25.0	
Swear at the person and walk away	3.8	12.8	14.3	10.8	10.1	
N of Valid	889	774	735	445	2843	
N of Miss	17	13	24	26	80	

Table 108: You are at a party at someone's house, and one of your friends offers you a drink containing alcohol. What would you say or do?

Response	6	8	10	12	Total	
Drink it	2.8	17.8	36.6	38.4	21.2	
Tell your friend, 'No thanks, I don't drink' and suggest that you and your friend go and do something else	44.4	37.5	28.6	24.4	35.3	
Just say, 'No thanks' and walk away	27.7	28.9	24.4	29.8	27.5	
Make up a good excuse, tell your friend you had something else to do, and leave	25.2	15.9	10.4	7.4	16.0	
N of Valid	886	776	734	443	2839	
N of Miss	21	13	27	31	92	

Table 109: It's 8:00 on a weeknight and you are about to go over to a friend's home when your mother asks you where you are going. You say 'Oh, just going to go hang out with some friends.' She says, 'No, you'll just get into trouble if you go out. Stay home tonight.' What would you do now?

Response	6	8	10	12	Total	
Leave the house anyway	3.6	5.5	7.1	8.5	5.8	
Explain what you are going to do with your friends, tell her when you will get home, and ask if you can go out	50.6	66.5	71.8	73.5	64.0	
Not say anything and start watching TV	40.0	18.9	12.4	12.2	22.7	
Get into an argument with her	5.8	9.1	8.7	5.8	7.4	
N of Valid	885	779	735	449	2848	
N of Miss	22	10	25	27	84	

Table 110: How often do you attend religious services or activities?

Response	6	8	10	12	Total	
Never	12.3	10.8	11.2	15.8	12.1	
Rarely	22.1	18.7	25.5	23.7	22.3	
1-2 Times a Month	12.1	14.4	12.6	15.3	13.3	
About Once a Week or More	53.6	56.2	50.7	45.2	52.2	
N of Valid	870	780	741	438	2829	
N of Miss	42	11	21	37	111	

Table 111: I do the opposite of what people tell me, just to get them mad.





Response	6	8	10	12	Total	
Very False	53.2	37.2	30.9	41.3	41.2	
Somewhat False	28.0	32.7	32.4	32.2	31.1	
Somewhat True	16.8	26.8	32.9	23.4	24.7	
Very True	2.0	3.2	3.8	3.2	3.0	
N of Valid	887	776	738	441	2842	
N of Miss	22	15	24	35	96	

Table 112: I like to see how much I can get away with.





Response	6	8	10	12	Total	
Very False	62.2	42.2	28.4	36.9	44.0	
Somewhat False	19.9	27.4	28.5	27.8	25.4	
Somewhat True	13.3	21.4	31.1	27.8	22.4	
Very True	4.6	9.0	12.0	7.5	8.2	
N of Valid	883	770	740	439	2832	
N of Miss	28	21	22	37	108	

Table 113: I ignore rules that get in my way.





Response	6	8	10	12	Total	
Very False	70.4	46.6	36.3	43.9	50.9	
Somewhat False	17.8	28.6	33.1	28.9	26.4	
Somewhat True	8.7	17.5	23.4	23.0	17.2	
Very True	3.1	7.3	7.2	4.3	5.5	
N of Valid	883	777	738	440	2838	
N of Miss	26	14	23	36	99	

Table 114: I think sometimes it's okay to cheat at school.

Response	6	8	10	12	Total	
NO!	72.5	37.6	16.9	18.7	40.2	
no	21.7	35.8	34.5	34.2	30.8	
yes	4.9	22.0	40.6	39.0	24.1	
YES!	0.9	4.6	8.0	8.2	4.9	
N of Valid	891	777	741	439	2848	
N of Miss	21	14	20	37	92	

Table 115: It is important to think before you act.

Response	6	8	10	12	Total	
NO!	1.6	2.5	1.6	1.8	1.9	
no	2.9	7.4	6.3	3.4	5.1	
yes	24.1	38.2	40.6	36.3	34.1	
YES!	71.4	52.0	51.4	58.4	58.9	
N of Valid	887	773	741	438	2839	
N of Miss	21	17	20	38	96	

Table 116: Sometimes I think that life is not worth it.

Response	6	8	10	12	Total	
NO!	57.4	50.9	42.2	49.3	50.4	
no	21.9	20.8	24.4	26.5	22.9	
yes	15.1	19.0	24.4	17.1	18.9	
YES!	5.6	9.4	9.1	7.1	7.8	
N of Valid	869	770	739	434	2812	
N of Miss	40	21	23	42	126	

Table 117: At times I think I am no good at all.


Response	6	8	10	12	Total	
NO!	38.5	32.9	27.9	36.8	33.9	
no	24.6	25.3	24.6	28.8	25.5	
yes	26.9	28.2	36.0	26.3	29.6	
YES!	9.9	13.6	11.5	8.0	11.0	
N of Valid	877	772	739	437	2825	
N of Miss	32	19	23	39	113	

Table 118: All in all, I am inclined to think that I am a failure.

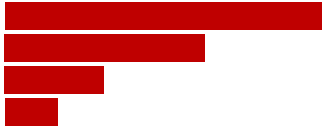
Response	6	8	10	12	Total	
NO!	54.8	48.1	42.6	54.3	49.7	
no	26.7	31.6	34.3	29.9	30.5	
yes	11.9	13.5	17.1	12.2	13.8	
YES!	6.6	6.9	6.0	3.7	6.1	
N of Valid	863	770	737	435	2805	
N of Miss	47	21	25	41	134	

Table 119: In the past year, have you felt depressed or sad MOST days, even if you felt okay sometimes?


Response	6	8	10	12	Total	
NO!	33.6	33.1	27.2	34.9	32.0	
no	25.7	25.2	24.0	25.9	25.2	
yes	26.6	26.9	29.0	26.4	27.2	
YES!	14.1	14.8	19.9	12.8	15.6	
N of Valid	870	770	739	436	2815	
N of Miss	41	21	23	40	125	

Table 120: It is all right to beat up people if they start the fight.





Response	6	8	10	12	Total	
NO!	53.6	29.4	20.4	29.4	34.6	
no	18.9	19.1	21.0	21.1	19.9	
yes	15.1	27.1	30.3	26.9	24.2	
YES!	12.4	24.4	28.4	22.5	21.4	
N of Valid	879	770	737	435	2821	
N of Miss	29	21	24	41	115	

Table 121: I think it is okay to take something without asking if you can get away with it.





Response	6	8	10	12	Total	
NO!	81.3	59.7	50.0	60.7	64.1	
no	16.2	33.1	39.3	30.5	29.0	
yes	2.2	4.9	8.3	7.4	5.3	
YES!	0.3	2.2	2.4	1.4	1.6	
N of Valid	877	770	736	433	2816	
N of Miss	35	21	25	43	124	

Table 122: Sometimes we don't know what we will do as adults, but we may have an idea. Please answer how true these statements may be for you. WHEN I AM AN ADULT I WILL: smoke cigarettes.





Response	6	8	10	12	Total	
NO!	87.8	78.2	68.1	69.9	77.3	
no	9.7	15.7	19.7	18.2	15.2	
yes	2.4	4.4	9.2	8.9	5.7	
YES!	0.1	1.7	3.0	3.0	1.7	
N of Valid	884	771	736	429	2820	
N of Miss	25	19	26	47	117	

Table 123: Sometimes we don't know what we will do as adults, but we may have an idea. Please answer how true these statements may be for you. WHEN I AM AN ADULT I WILL: drink beer, wine, or liquor.





Response	6	8	10	12	Total	
NO!	65.5	38.9	25.4	27.2	41.9	
no	18.9	21.4	18.3	15.6	18.9	
yes	14.9	30.4	42.1	39.3	30.0	
YES!	0.8	9.4	14.1	17.9	9.2	
N of Valid	880	767	736	430	2813	
N of Miss	29	22	26	46	123	

Table 124: Sometimes we don't know what we will do as adults, but we may have an idea. Please answer how true these statements may be for you. WHEN I AM AN ADULT I WILL: smoke marijuana.





Response	6	8	10	12	Total	
NO!	95.9	83.6	71.4	72.6	82.6	
no	3.6	11.2	16.5	14.7	10.7	
yes	0.3	3.1	7.1	8.1	4.0	
YES!	0.1	2.1	5.0	4.7	2.6	
N of Valid	885	770	733	430	2818	
N of Miss	27	21	29	46	123	

Table 125: Sometimes we don't know what we will do as adults, but we may have an idea. Please answer how true these statements may be for you. WHEN I AM AN ADULT I WILL: use LSD, cocaine, amphetamines or another illegal drug.





Response	6	8	10	12	Total	
NO!	96.8	92.1	88.9	92.3	92.8	
no	3.2	6.6	9.8	5.8	6.2	
yes	0.0	0.6	0.5	0.9	0.5	
YES!	0.0	0.6	0.8	0.9	0.5	
N of Valid	885	771	736	430	2822	
N of Miss	26	20	26	46	118	

Table 126: How much do you think people risk harming themselves (physically or in other ways) if they: smoked one or more packs of cigarettes per day?

Response	6	8	10	12	Total	
No risk	10.2	4.6	3.4	5.4	6.1	
Slight risk	6.9	7.1	6.0	7.2	6.8	
Moderate risk	17.2	18.7	21.7	20.0	19.2	
Great risk	65.7	69.7	69.0	67.4	67.9	
N of Valid	866	765	738	429	2798	
N of Miss	42	26	24	47	139	

Table 127: How much do you think people risk harming themselves (physically or in other ways) if they: try marijuana once or twice?

Response	6	8	10	12	Total	
No risk	11.0	12.5	22.0	28.8	17.0	
Slight risk	17.9	23.1	29.1	25.1	23.4	
Moderate risk	28.5	25.3	22.3	19.4	24.6	
Great risk	42.6	39.1	26.5	26.7	35.0	
N of Valid	861	762	731	427	2781	
N of Miss	49	28	31	49	157	

Table 128: How much do you think people risk harming themselves (physically or in other ways) if they: smoke marijuana regularly?

Response	6	8	10	12	Total	
No risk	11.0	6.9	9.7	13.7	10.0	
Slight risk	2.1	6.6	12.2	14.5	7.9	
Moderate risk	9.2	12.7	20.0	19.7	14.6	
Great risk	77.7	73.7	58.1	52.1	67.5	
N of Valid	855	754	720	422	2751	
N of Miss	56	35	42	52	185	

Table 129: How much do you think people risk harming themselves (physically or in other ways) if they: take one or two drinks of an alcoholic beverage (beer, wine, liquor) nearly every day?

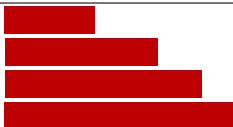
Response	6	8	10	12	Total	
No risk	12.1	10.9	13.4	12.4	12.2	
Slight risk	19.5	22.7	25.7	23.1	22.6	
Moderate risk	29.1	29.4	32.4	28.3	29.9	
Great risk	39.3	36.9	28.5	36.2	35.3	
N of Valid	858	758	731	428	2775	
N of Miss	53	32	31	48	164	

Table 130: How much do you think people risk harming themselves (physically or in other ways) if they: have five or more drinks once or twice each weekend?

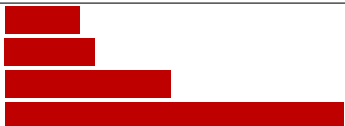
Response	6	8	10	12	Total	
No risk	12.0	7.9	9.6	8.7	9.7	
Slight risk	10.3	10.9	13.5	15.7	12.2	
Moderate risk	20.3	25.8	28.4	25.8	24.8	
Great risk	57.4	55.5	48.5	49.9	53.4	
N of Valid	861	761	732	427	2781	
N of Miss	51	29	29	49	158	

Table 131: Have you ever used smokeless tobacco (chew, snuff, plug, dipping tobacco, or chewing tobacco)?


Response	6	8	10	12	Total	
Never	93.6	88.5	77.9	82.3	86.4	
Once or Twice	4.6	6.4	10.2	8.1	7.1	
Once in a while but not regularly	0.9	2.2	4.4	3.7	2.6	
Regularly in the past	0.5	1.6	2.6	1.9	1.5	
Regularly now	0.5	1.3	4.9	4.0	2.4	
N of Valid	878	765	734	430	2807	
N of Miss	34	26	28	46	134	

Table 132: How often have you taken smokeless tobacco during the past 30 days?


Response	6	8	10	12	Total	
Not at all	98.7	96.1	90.2	90.9	94.6	
Once or twice	0.8	2.2	3.7	3.5	2.4	
Once or twice per week	0.3	0.1	1.1	0.7	0.5	
Three to five times per week	0.1	0.1	0.4	1.2	0.4	
About once a day	0.0	0.4	1.1	0.7	0.5	
More than once a day	0.0	1.1	3.5	3.0	1.7	
N of Valid	868	761	733	427	2789	
N of Miss	44	30	29	49	152	

Table 133: Have you ever smoked cigarettes?


Response	6	8	10	12	Total	
Never	94.2	81.1	65.4	57.5	77.5	
Once or Twice	4.7	10.8	14.8	19.7	11.3	
Once in a while but not regularly	0.7	3.2	8.1	9.4	4.6	
Regularly in the past	0.3	3.3	5.9	4.7	3.3	
Regularly now	0.1	1.7	5.9	8.7	3.4	
N of Valid	874	761	731	426	2792	
N of Miss	38	30	31	50	149	

Table 134: How frequently have you smoked cigarettes during the past 30 days?


Response	6	8	10	12	Total	
Not at all	99.4	94.6	85.7	81.3	91.7	
Less than one cigarette per day	0.6	2.6	6.4	9.1	4.0	
One to five cigarettes per day	0.0	1.7	5.0	5.6	2.6	
About one-half pack per day	0.0	0.4	1.2	2.1	0.8	
About one pack per day	0.0	0.1	1.2	1.2	0.5	
About one and one-half packs per day	0.0	0.0	0.1	0.7	0.1	
Two packs or more per day	0.0	0.5	0.3	0.0	0.2	
N of Valid	874	762	733	427	2796	
N of Miss	38	29	29	49	145	

Table 135: Which statement best describes rules about smoking inside your home?






Response	6	8	10	12	Total	
Smoking is not allowed anywhere inside your home	70.7	71.3	71.4	75.8	71.8	
Smoking is allowed in some places and at some times	6.2	6.7	5.9	5.0	6.1	
Smoking is allowed anywhere inside the home	3.0	2.1	3.4	4.0	3.0	
There are no rules about smoking inside the home	4.0	7.3	8.1	7.6	6.5	
I don't know	16.1	12.5	11.2	7.6	12.5	
N of Valid	866	757	731	422	2776	
N of Miss	46	33	31	52	162	

Table 136: Which statement best describes rules about smoking in your family cars?







Response	6	8	10	12	Total	
Smoking is never allowed in any car	61.1	61.1	55.7	62.2	59.8	
Smoking is allowed sometimes or in some cars	13.2	11.6	14.0	13.5	13.0	
Smoking is allowed in any car anytime	3.7	5.0	7.1	6.1	5.3	
There are no rules about smoking in the car	6.8	8.7	10.1	7.8	8.4	
We do not have a family car	0.3	0.7	1.0	1.7	0.8	
I don't know	14.9	12.8	12.2	8.7	12.7	
N of Valid	866	756	731	423	2776	
N of Miss	46	34	31	51	162	

Table 137: During this school year, were you taught in any of your classes about the dangers of tobacco use?






Response	6	8	10	12	Total	
Strongly agree	41.0	40.6	12.6	10.0	28.6	
Agree	20.8	27.1	29.7	21.1	24.9	
Disagree	7.9	9.6	19.8	22.6	13.8	
Strongly disagree	10.3	9.0	21.2	28.0	15.5	
I don't know	20.1	13.6	16.7	18.3	17.2	
N of Valid	837	748	717	421	2723	
N of Miss	72	43	44	55	214	

Table 138: During the past 12 months, have you participated in any community activities to discourage people your age from using cigarettes, chewing tobacco, snuff, dip or cigars?






Response	6	8	10	12	Total	
Strongly agree	22.4	12.7	8.4	9.3	14.0	
Agree	16.3	17.4	16.5	11.7	15.9	
Disagree	14.1	20.4	24.8	22.1	19.9	
Strongly disagree	18.8	27.6	32.1	41.4	28.3	
I don't know	28.4	21.9	18.1	15.5	21.9	
N of Valid	823	749	722	420	2714	
N of Miss	88	41	40	56	225	

Table 139: On how many occasions have you had alcoholic beverages (beer, wine or hard liquor) to drink in your lifetime - more than just a few sips?








Response	6	8	10	12	Total	
0	87.6	68.1	43.9	35.7	62.9	
1-2	8.3	12.5	14.7	16.4	12.4	
3-5	1.9	6.7	10.5	11.0	6.9	
6-9	1.4	4.6	6.8	9.9	5.0	
10-19	0.2	3.0	8.9	8.2	4.5	
20-39	0.3	2.7	6.4	6.3	3.5	
40+	0.2	2.3	8.9	12.4	4.9	
N of Valid	876	766	734	426	2802	
N of Miss	35	25	28	50	138	

Table 140: On how many occasions have you had beer, wine or hard liquor to drink during the past 30 days?


Response	6	8	10	12	Total	
0	97.9	88.0	71.3	69.2	83.9	
1-2	1.8	7.2	15.0	15.7	8.9	
3-5	0.1	1.8	6.0	8.7	3.4	
6-9	0.0	1.2	4.0	2.8	1.8	
10-19	0.0	0.9	2.6	1.9	1.2	
20-39	0.0	0.3	0.3	0.9	0.3	
40+	0.1	0.7	0.8	0.7	0.5	
N of Valid	877	766	731	426	2800	
N of Miss	35	25	31	50	141	

Table 141: On how many occasions have you used marijuana (grass, pot) or hashish (hash, hash oil) in your lifetime?


Response	6	8	10	12	Total	
0	99.1	91.3	76.6	69.9	86.7	
1-2	0.7	3.0	5.9	7.3	3.7	
3-5	0.0	0.9	2.9	4.7	1.7	
6-9	0.1	1.4	2.6	1.7	1.4	
10-19	0.0	0.8	3.4	3.3	1.6	
20-39	0.1	1.2	1.7	3.3	1.3	
40+	0.0	1.3	6.9	9.7	3.6	
N of Valid	876	760	727	422	2785	
N of Miss	36	31	33	54	154	

Table 142: On how many occasions have you used marijuana (grass, pot) or hashish (hash, hash oil) during the past 30 days?


Response	6	8	10	12	Total	
0	99.9	96.7	89.8	87.5	94.5	
1-2	0.1	0.4	3.3	4.9	1.8	
3-5	0.0	0.9	1.8	1.4	0.9	
6-9	0.0	0.7	1.4	1.6	0.8	
10-19	0.0	0.5	0.7	1.4	0.5	
20-39	0.0	0.3	1.0	0.5	0.4	
40+	0.0	0.5	2.2	2.6	1.1	
N of Valid	876	764	732	425	2797	
N of Miss	36	27	30	51	144	

Table 143: On how many occasions have you used LSD or other psychedelics in your lifetime?


Response	6	8	10	12	Total	
0	99.9	99.7	97.4	96.2	98.6	
1-2	0.0	0.3	1.6	1.6	0.8	
3-5	0.1	0.0	0.1	0.9	0.2	
6-9	0.0	0.0	0.4	0.2	0.1	
10-19	0.0	0.0	0.3	0.2	0.1	
20-39	0.0	0.0	0.1	0.2	0.1	
40+	0.0	0.0	0.0	0.5	0.1	
N of Valid	876	759	732	426	2793	
N of Miss	36	32	30	50	148	

Table 144: On how many occasions have you used LSD or other psychedelics during the past 30 days?


Response	6	8	10	12	Total	
0	100.0	100.0	99.0	98.6	99.5	
1-2	0.0	0.0	0.7	0.7	0.3	
3-5	0.0	0.0	0.1	0.2	0.1	
6-9	0.0	0.0	0.1	0.0	0.0	
10-19	0.0	0.0	0.0	0.0	0.0	
20-39	0.0	0.0	0.0	0.0	0.0	
40+	0.0	0.0	0.0	0.5	0.1	
N of Valid	874	757	734	426	2791	
N of Miss	38	34	28	50	150	

Table 145: On how many occasions have you used cocaine or crack in your lifetime?


Response	6	8	10	12	Total	
0	99.9	98.9	97.7	96.9	98.6	
1-2	0.1	0.8	1.5	1.4	0.9	
3-5	0.0	0.3	0.3	0.9	0.3	
6-9	0.0	0.0	0.0	0.2	0.0	
10-19	0.0	0.0	0.1	0.2	0.1	
20-39	0.0	0.0	0.1	0.2	0.1	
40+	0.0	0.0	0.3	0.0	0.1	
N of Valid	876	761	733	424	2794	
N of Miss	36	30	29	52	147	

Table 146: On how many occasions have you used cocaine or crack during the past 30 days?



Response	6	8	10	12	Total	
0	100.0	99.7	99.3	100.0	99.7	
1-2	0.0	0.1	0.5	0.0	0.2	
3-5	0.0	0.0	0.0	0.0	0.0	
6-9	0.0	0.0	0.0	0.0	0.0	
10-19	0.0	0.0	0.1	0.0	0.0	
20-39	0.0	0.0	0.0	0.0	0.0	
40+	0.0	0.1	0.0	0.0	0.0	
N of Valid	874	760	734	424	2792	
N of Miss	38	31	28	52	149	

Table 147: On how many occasions have you sniffed glue, breathed the contents of an aerosol spray can, or inhaled other gases or sprays, in order to get high in your lifetime?








Response	6	8	10	12	Total	
0	93.5	89.5	87.2	91.3	90.4	
1-2	3.8	6.6	5.9	4.7	5.2	
3-5	1.4	1.8	3.1	1.9	2.0	
6-9	0.8	0.5	1.4	0.7	0.9	
10-19	0.2	0.7	1.5	0.2	0.7	
20-39	0.1	0.1	0.3	0.9	0.3	
40+	0.2	0.8	0.7	0.2	0.5	
N of Valid	876	759	734	423	2792	
N of Miss	36	32	28	52	148	

Table 148: On how many occasions have you sniffed glue, breathed the contents of an aerosol spray can, or inhaled other gases or sprays, in order to get high during the past 30 days?





Response	6	8	10	12	Total	
0	97.7	97.0	97.0	99.1	97.5	
1-2	1.8	1.6	2.2	0.5	1.6	
3-5	0.3	0.7	0.7	0.5	0.5	
6-9	0.1	0.8	0.1	0.0	0.3	
10-19	0.0	0.0	0.0	0.0	0.0	
20-39	0.0	0.0	0.0	0.0	0.0	
40+	0.0	0.0	0.0	0.0	0.0	
N of Valid	873	760	734	424	2791	
N of Miss	39	31	27	52	149	

Table 149: On how many occasions have you used phenoxydine (pox, px, breeze) in your lifetime?


Response	6	8	10	12	Total	
0	100.0	100.0	100.0	100.0	100.0	
1-2	0.0	0.0	0.0	0.0	0.0	
3-5	0.0	0.0	0.0	0.0	0.0	
6-9	0.0	0.0	0.0	0.0	0.0	
10-19	0.0	0.0	0.0	0.0	0.0	
20-39	0.0	0.0	0.0	0.0	0.0	
40+	0.0	0.0	0.0	0.0	0.0	
N of Valid	872	755	734	424	2785	
N of Miss	40	36	28	52	156	

Table 150: On how many occasions have you used phenoxydine (pox, px, breeze) during the past 30 days?


Response	6	8	10	12	Total	
0	100.0	100.0	100.0	100.0	100.0	
1-2	0.0	0.0	0.0	0.0	0.0	
3-5	0.0	0.0	0.0	0.0	0.0	
6-9	0.0	0.0	0.0	0.0	0.0	
10-19	0.0	0.0	0.0	0.0	0.0	
20-39	0.0	0.0	0.0	0.0	0.0	
40+	0.0	0.0	0.0	0.0	0.0	
N of Valid	871	756	733	425	2785	
N of Miss	41	34	29	51	155	

Table 151: On how many occasions have you used sedatives (tranquilizers, such as Valium or Xanax, barbiturates, or sleeping pills) without a doctor telling you to take them, in your lifetime?








Response	6	8	10	12	Total	
0	95.9	90.3	84.2	86.1	89.8	
1-2	2.5	4.9	4.0	3.8	3.7	
3-5	0.6	2.1	2.9	1.9	1.8	
6-9	0.1	1.5	3.4	2.1	1.7	
10-19	0.1	0.4	2.0	2.4	1.0	
20-39	0.3	0.3	1.2	2.1	0.8	
40+	0.5	0.5	2.3	1.7	1.2	
N of Valid	870	756	732	423	2781	
N of Miss	39	34	29	53	155	

Table 152: On how many occasions have you used sedatives (tranquilizers, such as Valium or Xanax, barbiturates, or sleeping pills) without a doctor telling you to take them, during the past 30 days?








Response	6	8	10	12	Total	
0	98.3	96.6	92.2	96.2	95.9	
1-2	0.8	2.2	3.7	1.4	2.0	
3-5	0.1	0.8	1.8	0.7	0.8	
6-9	0.3	0.1	1.1	1.2	0.6	
10-19	0.0	0.1	0.8	0.5	0.3	
20-39	0.2	0.1	0.3	0.0	0.2	
40+	0.2	0.0	0.1	0.0	0.1	
N of Valid	870	756	734	423	2783	
N of Miss	42	35	28	53	158	

Table 153: On how many occasions have you used methamphetamines (meth, speed, crank, crystal meth) in your lifetime?







Response	6	8	10	12	Total	
0	99.5	99.6	98.0	97.9	98.9	
1-2	0.5	0.4	1.0	0.9	0.6	
3-5	0.0	0.0	0.3	0.5	0.1	
6-9	0.0	0.0	0.1	0.7	0.1	
10-19	0.0	0.0	0.0	0.0	0.0	
20-39	0.0	0.0	0.3	0.0	0.1	
40+	0.0	0.0	0.4	0.0	0.1	
N of Valid	874	757	734	424	2789	
N of Miss	38	34	28	52	152	

Table 154: On how many occasions have you used methamphetamines (meth, speed, crank, crystal meth) in the past 30 days?



Response	6	8	10	12	Total	
0	100.0	100.0	99.3	99.8	99.8	
1-2	0.0	0.0	0.5	0.0	0.1	
3-5	0.0	0.0	0.0	0.2	0.0	
6-9	0.0	0.0	0.0	0.0	0.0	
10-19	0.0	0.0	0.1	0.0	0.0	
20-39	0.0	0.0	0.0	0.0	0.0	
40+	0.0	0.0	0.0	0.0	0.0	
N of Valid	872	754	734	423	2783	
N of Miss	40	37	28	53	158	

Table 155: On how many occasions have you used stimulants, other than Methamphetamines (such as amphetamines, Ritalin or Dexedrine) without a doctor telling you to take them, in your lifetime?








Response	6	8	10	12	Total	
0	99.8	99.1	96.4	94.8	98.0	
1-2	0.1	0.7	1.5	1.4	0.8	
3-5	0.0	0.0	0.7	1.2	0.4	
6-9	0.1	0.1	0.5	0.7	0.3	
10-19	0.0	0.0	0.1	0.7	0.1	
20-39	0.0	0.1	0.1	0.2	0.1	
40+	0.0	0.0	0.5	0.9	0.3	
N of Valid	872	755	731	423	2781	
N of Miss	40	36	31	53	160	

Table 156: On how many occasions have you used stimulants, other than Methamphetamines (such as amphetamines, Ritalin or Dexedrine) without a doctor telling you to take them, during the past 30 days?


Response	6	8	10	12	Total	
0	100.0	99.7	99.2	97.6	99.4	
1-2	0.0	0.3	0.3	1.2	0.3	
3-5	0.0	0.0	0.1	0.7	0.1	
6-9	0.0	0.0	0.1	0.2	0.1	
10-19	0.0	0.0	0.3	0.0	0.1	
20-39	0.0	0.0	0.0	0.2	0.0	
40+	0.0	0.0	0.0	0.0	0.0	
N of Valid	871	755	732	423	2781	
N of Miss	41	36	30	53	160	

Table 157: On how many occasions have you used heroin or other opiates in your lifetime?


Response	6	8	10	12	Total	
0	99.7	99.6	98.5	97.2	99.0	
1-2	0.3	0.4	1.0	1.4	0.7	
3-5	0.0	0.0	0.4	0.7	0.2	
6-9	0.0	0.0	0.0	0.0	0.0	
10-19	0.0	0.0	0.1	0.0	0.0	
20-39	0.0	0.0	0.0	0.5	0.1	
40+	0.0	0.0	0.0	0.2	0.0	
N of Valid	866	755	734	423	2778	
N of Miss	46	36	28	53	163	

Table 158: On how many occasions have you used heroin or other opiates during the past 30 days?


Response	6	8	10	12	Total	
0	100.0	100.0	99.7	99.1	99.8	
1-2	0.0	0.0	0.1	0.5	0.1	
3-5	0.0	0.0	0.1	0.2	0.1	
6-9	0.0	0.0	0.0	0.2	0.0	
10-19	0.0	0.0	0.0	0.0	0.0	
20-39	0.0	0.0	0.0	0.0	0.0	
40+	0.0	0.0	0.0	0.0	0.0	
N of Valid	865	755	733	423	2776	
N of Miss	47	36	29	53	165	

Table 159: On how many occasions have you used MDMA ('X', 'E', or ecstasy) in your lifetime?


Response	6	8	10	12	Total	
0	99.8	99.2	96.9	96.4	98.3	
1-2	0.2	0.5	1.8	1.7	0.9	
3-5	0.0	0.3	0.5	0.5	0.3	
6-9	0.0	0.0	0.3	0.5	0.1	
10-19	0.0	0.0	0.3	0.5	0.1	
20-39	0.0	0.0	0.1	0.2	0.1	
40+	0.0	0.0	0.1	0.2	0.1	
N of Valid	863	755	732	422	2772	
N of Miss	49	36	30	54	169	

Table 160: On how many occasions have you used MDMA ('X', 'E', or ecstasy) during the past 30 days?


Response	6	8	10	12	Total	
0	99.9	99.7	99.3	99.3	99.6	
1-2	0.1	0.3	0.4	0.0	0.2	
3-5	0.0	0.0	0.1	0.2	0.1	
6-9	0.0	0.0	0.1	0.5	0.1	
10-19	0.0	0.0	0.0	0.0	0.0	
20-39	0.0	0.0	0.0	0.0	0.0	
40+	0.0	0.0	0.0	0.0	0.0	
N of Valid	859	755	731	422	2767	
N of Miss	52	36	31	53	172	

Table 161: On how many occasions have you taken prescription drugs (such as Valium, Xanax, Ritalin, Adderall, OxyContin, Darvocet, or sleeping pills) on your own-that is, without a doctor telling you to take them in your lifetime?


Response	6	8	10	12	Total	
0	97.1	91.4	82.9	82.0	89.5	
1-2	1.7	4.1	6.2	5.0	4.0	
3-5	0.3	2.1	2.9	3.5	2.0	
6-9	0.0	0.9	3.4	2.1	1.5	
10-19	0.2	0.3	1.4	3.3	1.0	
20-39	0.1	0.4	0.8	1.2	0.5	
40+	0.5	0.8	2.5	2.8	1.4	
N of Valid	871	756	731	423	2781	
N of Miss	41	35	30	53	159	

Table 162: On how many occasions have you taken prescription drugs (such as Valium, Xanax, Ritalin, Adderall, OxyContin, Darvocet, or sleeping pills) on your own-that is, without a doctor telling you to take them during the past 30 days?


Response	6	8	10	12	Total	
0	98.7	96.0	92.8	92.7	95.5	
1-2	0.7	2.4	4.4	4.3	2.7	
3-5	0.1	1.2	1.1	1.2	0.8	
6-9	0.2	0.1	0.8	1.2	0.5	
10-19	0.0	0.0	0.4	0.2	0.1	
20-39	0.1	0.1	0.3	0.2	0.2	
40+	0.1	0.1	0.3	0.2	0.2	
N of Valid	869	755	732	422	2778	
N of Miss	43	35	30	54	162	

Table 163: On how many occasions have you taken non-prescription medicines such as diet pills (for example, Dietac, Dexatrim or Prolamine), stay-awake pills (for example No-Doz, Vivarin, or Wake), or cough or cold medicines (robos, DXM, etc.) to get high in your lifetime?








Response	6	8	10	12	Total	
0	98.6	95.2	91.4	91.0	94.6	
1-2	0.8	2.0	3.4	2.4	2.1	
3-5	0.2	0.9	1.0	1.9	0.9	
6-9	0.0	1.2	0.7	1.4	0.7	
10-19	0.2	0.1	1.2	1.4	0.6	
20-39	0.0	0.3	1.1	0.9	0.5	
40+	0.1	0.3	1.2	0.9	0.6	
N of Valid	870	755	732	423	2780	
N of Miss	42	35	30	53	160	

Table 164: On how many occasions have you taken non-prescription medicines such as diet pills (for example, Dietac, Dexatrim or Prolamine), stay-awake pills (for example No-Doz, Vivarin, or Wake), or cough or cold medicines (robos, DXM, etc.) to get high during the past 30 days?








Response	6	8	10	12	Total	
0	99.7	97.6	96.9	96.2	97.8	
1-2	0.0	1.9	1.1	2.4	1.2	
3-5	0.0	0.0	0.8	0.7	0.3	
6-9	0.0	0.4	0.5	0.5	0.3	
10-19	0.0	0.0	0.3	0.2	0.1	
20-39	0.0	0.1	0.1	0.0	0.1	
40+	0.3	0.0	0.3	0.0	0.2	
N of Valid	868	755	732	422	2777	
N of Miss	44	36	30	54	164	

Table 165: On how many occasions have you been drunk or very high from drinking alcoholic beverages during the past 30 days?


Response	6	8	10	12	Total	
0	99.0	93.8	85.8	80.3	91.2	
1-2	0.8	2.8	7.3	11.8	4.7	
3-5	0.1	1.3	3.6	4.5	2.0	
6-9	0.1	0.4	1.8	2.1	0.9	
10-19	0.0	1.1	0.5	0.5	0.5	
20-39	0.0	0.0	0.3	0.5	0.1	
40+	0.0	0.7	0.8	0.2	0.4	
N of Valid	869	755	730	422	2776	
N of Miss	43	36	31	54	164	

Table 166: On how many occasions have you drunk flavored alcoholic beverages, sometimes called 'alcopops' (like Mike's Hard Lemonade, Smirnoff Ice, Bacardi Breezers, etc.) in your lifetime?


Response	6	8	10	12	Total	
0	93.8	79.2	57.7	55.7	74.5	
1-2	4.5	8.8	13.4	11.6	9.1	
3-5	1.4	5.2	10.0	9.2	5.9	
6-9	0.2	2.7	6.7	9.2	4.0	
10-19	0.0	1.3	4.8	4.5	2.3	
20-39	0.1	1.2	2.9	3.8	1.7	
40+	0.0	1.7	4.6	5.9	2.6	
N of Valid	871	754	733	422	2780	
N of Miss	41	36	29	54	160	

Table 167: On how many occasions have you drunk flavored alcoholic beverages, sometimes called 'alcopops' (like Mike's Hard Lemonade, Smirnoff Ice, Bacardi Breezers, etc.) during the past 30 days?


Response	6	8	10	12	Total	
0	99.1	92.5	83.3	82.5	90.6	
1-2	0.8	4.6	10.0	9.2	5.5	
3-5	0.0	1.3	3.6	4.7	2.0	
6-9	0.1	0.5	1.6	2.1	0.9	
10-19	0.0	0.7	0.5	0.5	0.4	
20-39	0.0	0.3	0.4	0.0	0.2	
40+	0.0	0.1	0.5	0.9	0.3	
N of Valid	869	758	732	423	2782	
N of Miss	43	33	30	53	159	

Table 168: Think back over the last two weeks. How many times have you had five or more alcoholic drinks in a row?


Response	6	8	10	12	Total	
None	98.6	93.4	85.2	81.9	91.1	
Once	0.8	2.1	6.4	7.4	3.6	
Twice	0.5	2.0	3.3	3.8	2.1	
3-5 times	0.0	1.2	2.5	3.6	1.5	
6-9 times	0.0	0.4	1.2	1.4	0.7	
10 or more times	0.1	0.8	1.4	1.9	0.9	
N of Valid	863	745	724	419	2751	
N of Miss	49	46	38	57	190	

Table 169: During the past 30 days, how many times did you ride in a car or other vehicle driven by someone who had been drinking alcohol?


Response	6	8	10	12	Total	
0 times	88.6	84.1	80.0	87.1	84.9	
1 time	6.9	8.0	8.8	6.2	7.6	
2 or 3 times	3.0	4.4	6.8	4.1	4.6	
4 or 5 times	0.3	0.8	2.6	1.2	1.2	
6 or more times	1.2	2.7	1.8	1.4	1.8	
N of Valid	861	742	724	419	2746	
N of Miss	51	49	38	57	195	

Table 170: During the past 30 days, how many times did you drive a car or other vehicle when you had been drinking alcohol?







Response	6	8	10	12	Total	
I did not drive a car in the past 30 days	53.7	57.8	38.6	16.8	45.0	
0 times	45.2	40.3	57.4	77.6	52.2	
1 time	0.4	0.7	2.0	2.6	1.2	
2 or 3 times	0.4	0.4	1.5	2.2	1.0	
4 or 5 times	0.2	0.3	0.3	0.0	0.2	
6 or more times	0.1	0.6	0.3	0.7	0.4	
N of Valid	823	722	713	416	2674	
N of Miss	56	52	37	59	204	

Table 171: If you drank alcohol (not just a sip or taste) in the past year, how did you usually get it?













Response	6	8	10	12	Total	
I did not drink alcohol in the past year	92.7	79.3	53.5	47.0	71.8	
I bought it myself with a fake ID	0.2	0.0	0.1	0.2	0.1	
I bought it myself without a fake ID	0.0	0.0	0.6	0.7	0.3	
I got it from someone I know age 21 or older	0.6	3.9	13.6	24.6	8.6	
I got it from someone I know under age 21	0.1	2.1	5.8	8.4	3.4	
I got it from my brother or sister	0.0	1.1	2.1	0.7	1.0	
I got it from home with my parents' permission	1.2	4.0	8.1	7.6	4.7	
I got it from home without my parents' permission	0.8	3.2	5.9	1.5	2.9	
I got it from another relative	0.7	1.9	3.0	1.5	1.8	
A stranger bought it for me	0.1	0.3	0.6	1.2	0.4	
I took it from a store or shop	0.0	0.0	0.4	0.0	0.1	
Other	3.5	4.3	6.4	6.4	4.9	
N of Valid	838	726	707	406	2677	
N of Miss	72	56	45	62	235	

Table 172: If you drank alcohol (not just a sip or taste) in the past year, where did you usually drink it?











Response	6	8	10	12	Total	
I did not drink alcohol in the past year	94.4	80.8	54.9	47.9	73.2	
at my home	2.6	7.1	18.5	15.0	9.9	
at someone else's home	2.3	9.1	21.7	31.1	13.6	
at an open area like a park, beach, field, back road, woods, or a street corner	0.2	1.1	3.0	2.5	1.6	
at a sporting event or concert	0.0	0.1	0.3	0.5	0.2	
at a restaurant, bar, or a nightclub	0.0	0.6	0.7	0.5	0.4	
at an empty building or a construction site	0.2	0.0	0.0	0.0	0.1	
at a hotel/motel	0.2	0.6	0.1	1.5	0.5	
in a car	0.0	0.6	0.3	0.8	0.3	
at school	0.0	0.1	0.4	0.3	0.2	
N of Valid	821	723	697	399	2640	
N of Miss	88	61	49	63	261	

Table 173: During the last month, about how many marijuana cigarettes, or the equivalent, did you smoke a day, on the average?








Response	6	8	10	12	Total	
None	99.6	94.6	87.4	87.3	93.1	
Less than 1 a day	0.1	1.9	4.3	5.0	2.5	
1 a day	0.1	1.0	1.3	1.9	0.9	
2-3 a day	0.1	1.2	3.1	3.1	1.7	
4-6 a day	0.0	0.8	2.2	1.4	1.0	
7-10 a day	0.0	0.3	0.8	0.0	0.3	
11 or more a day	0.0	0.3	1.0	1.2	0.5	
N of Valid	851	734	720	418	2723	
N of Miss	61	57	42	58	218	

Table 174: How wrong would most adults (over 21) in your neighborhood think it is for kids your age: to use marijuana?





Response	6	8	10	12	Total	
Very wrong	93.8	84.0	71.6	70.0	81.6	
Wrong	4.1	9.5	16.4	18.1	11.0	
A little bit wrong	1.3	4.5	8.8	8.7	5.3	
Not wrong at all	0.8	1.9	3.2	3.1	2.1	
N of Valid	835	726	715	414	2690	
N of Miss	77	65	47	62	251	

Table 175: How wrong would most adults (over 21) in your neighborhood think it is for kids your age: to drink alcohol?





Response	6	8	10	12	Total	
Very wrong	84.7	69.2	50.0	45.4	65.2	
Wrong	8.7	14.9	21.1	21.7	15.7	
A little bit wrong	4.2	11.1	20.9	24.9	13.7	
Not wrong at all	2.4	4.8	8.0	8.0	5.4	
N of Valid	835	723	714	414	2686	
N of Miss	76	68	48	62	254	

Table 176: How wrong would most adults (over 21) in your neighborhood think it is for kids your age: to smoke cigarettes?





Response	6	8	10	12	Total	
Very wrong	85.2	74.6	54.2	49.3	68.6	
Wrong	8.2	14.1	20.9	20.3	15.0	
A little bit wrong	4.4	7.2	16.4	20.0	10.8	
Not wrong at all	2.2	4.0	8.5	10.4	5.6	
N of Valid	833	721	714	414	2682	
N of Miss	79	69	48	62	258	

Table 177: How much do each of the following statements describe your neighborhood? crime and/or drug selling


Response	6	8	10	12	Total	
NO!	85.7	71.9	64.0	67.1	73.3	
no	9.2	17.9	20.2	18.9	16.0	
yes	3.5	7.2	12.0	9.9	7.8	
YES!	1.7	3.0	3.8	4.1	3.0	
N of Valid	830	726	714	413	2683	
N of Miss	81	64	48	63	256	

Table 178: How much do each of the following statements describe your neighborhood? fights


Response	6	8	10	12	Total	
NO!	74.5	64.0	57.6	65.1	65.7	
no	12.6	20.7	26.4	20.6	19.7	
yes	9.1	10.7	10.8	9.9	10.1	
YES!	3.7	4.6	5.2	4.4	4.4	
N of Valid	833	719	715	413	2680	
N of Miss	78	70	47	63	258	

Table 179: How much do each of the following statements describe your neighborhood? lots of empty or abandoned buildings


Response	6	8	10	12	Total	
NO!	81.4	72.6	67.0	72.2	73.8	
no	11.9	20.3	26.7	20.8	19.5	
yes	4.6	4.4	4.9	4.1	4.6	
YES!	2.2	2.6	1.4	2.9	2.2	
N of Valid	832	720	715	413	2680	
N of Miss	80	71	47	63	261	

Table 180: How much do each of the following statements describe your neighborhood? lots of graffiti





Response	6	8	10	12	Total	
NO!	87.6	82.5	76.1	80.5	82.1	
no	9.1	14.3	21.0	16.1	14.8	
yes	2.1	1.8	2.2	1.5	2.0	
YES!	1.2	1.4	0.7	1.9	1.2	
N of Valid	816	722	715	411	2664	
N of Miss	95	69	47	65	276	

Table 181: If I had to move, I would miss the neighborhood I now live in.





Response	6	8	10	12	Total	
NO!	14.0	14.4	11.5	16.0	13.8	
no	8.5	14.6	24.5	21.8	16.5	
yes	25.2	26.9	34.2	34.0	29.4	
YES!	52.4	44.0	29.7	28.2	40.3	
N of Valid	827	720	713	412	2672	
N of Miss	82	71	49	64	266	

Table 182: My neighbors notice when I am doing a good job and let me know about it.





Response	6	8	10	12	Total	
NO!	36.0	36.8	36.4	35.9	36.3	
no	29.3	36.6	40.2	38.6	35.6	
yes	19.1	16.8	18.3	17.2	18.0	
YES!	15.6	9.8	5.1	8.3	10.1	
N of Valid	816	714	711	412	2653	
N of Miss	91	75	50	64	280	

Table 183: I like my neighborhood.

Response	6	8	10	12	Total	
NO!	9.2	9.7	9.5	12.0	9.8	
no	7.3	12.5	16.0	15.4	12.2	
yes	29.3	36.2	48.2	47.1	38.9	
YES!	54.2	41.7	26.4	25.6	39.0	
N of Valid	823	713	708	410	2654	
N of Miss	87	77	53	66	283	

Table 184: There are lots of adults in my neighborhood I could talk to about something important.

Response	6	8	10	12	Total	
NO!	24.5	27.1	27.2	34.0	27.4	
no	20.0	27.7	34.6	31.6	27.8	
yes	28.0	24.9	25.1	21.1	25.3	
YES!	27.4	20.3	13.1	13.3	19.5	
N of Valid	820	715	710	412	2657	
N of Miss	90	76	52	64	282	

Table 185: I'd like to get out of my neighborhood.

Response	6	8	10	12	Total	
NO!	59.7	41.0	28.9	28.9	41.7	
no	23.0	33.8	40.2	39.6	33.0	
yes	9.1	15.7	20.2	20.1	15.5	
YES!	8.3	9.5	10.7	11.4	9.8	
N of Valid	823	714	707	412	2656	
N of Miss	88	77	55	64	284	

Table 186: There are people in my neighborhood who are proud of me when I do something well.

Response	6	8	10	12	Total	
NO!	23.0	26.3	24.4	28.9	25.2	
no	21.3	27.2	34.9	31.1	28.0	
yes	29.7	31.0	30.5	29.1	30.2	
YES!	26.0	15.4	10.2	10.9	16.6	
N of Valid	818	712	708	412	2650	
N of Miss	93	79	54	64	290	

Table 187: There are people in my neighborhood who encourage me to do my best.

Response	6	8	10	12	Total	
NO!	22.4	24.2	23.2	28.9	24.1	
no	17.5	26.9	33.8	29.6	26.3	
yes	27.9	28.7	31.0	30.1	29.3	
YES!	32.2	20.3	12.0	11.4	20.4	
N of Valid	821	711	707	412	2651	
N of Miss	90	80	55	64	289	

Table 188: I feel safe in my neighborhood.

Response	6	8	10	12	Total	
NO!	7.9	8.0	7.1	8.5	7.8	
no	9.0	10.7	13.0	10.4	10.8	
yes	29.8	37.6	45.8	40.9	37.8	
YES!	53.3	43.7	34.1	40.2	43.6	
N of Valid	820	711	706	413	2650	
N of Miss	90	79	54	63	286	

Table 189: Which of the following activities for people your age are available in your community? sports teams?



Response	6	8	10	12	Total	
No	14.4	11.0	8.8	12.4	11.7	
Yes	85.6	89.0	91.2	87.6	88.3	
N of Valid	817	707	705	411	2640	
N of Miss	94	84	57	65	300	

Table 190: Which of the following activities for people your age are available in your community? scouting?



Response	6	8	10	12	Total	
No	35.4	44.5	45.7	42.9	41.8	
Yes	64.6	55.5	54.3	57.1	58.2	
N of Valid	792	697	693	410	2592	
N of Miss	118	94	69	66	347	

Table 191: Which of the following activities for people your age are available in your community? boys and girls clubs?



Response	6	8	10	12	Total	
No	43.3	46.5	43.5	46.6	44.7	
Yes	56.7	53.5	56.5	53.4	55.3	
N of Valid	796	692	697	412	2597	
N of Miss	114	98	65	64	341	

Table 192: Which of the following activities for people your age are available in your community? 4-H clubs?



Response	6	8	10	12	Total	
No	48.1	49.9	48.9	56.6	50.2	
Yes	51.9	50.1	51.1	43.4	49.8	
N of Valid	776	689	693	410	2568	
N of Miss	136	102	69	66	373	

Table 193: Which of the following activities for people your age are available in your community? service clubs?



Response	6	8	10	12	Total	
No	43.6	42.5	31.7	30.1	37.9	
Yes	56.4	57.5	68.3	69.9	62.1	
N of Valid	776	687	695	409	2567	
N of Miss	135	103	66	67	371	

Table 194: If a kid smoked marijuana in your neighborhood would he or she be caught by the police?





Response	6	8	10	12	Total	
NO!	10.4	16.4	17.3	22.2	15.7	
no	14.3	33.9	47.1	47.1	33.5	
yes	28.4	26.3	23.8	21.0	25.5	
YES!	46.8	23.5	11.7	9.7	25.4	
N of Valid	816	703	709	414	2642	
N of Miss	93	88	53	62	296	

Table 195: If a kid drank some beer, wine or hard liquor (for example, vodka, whiskey, or gin) in your neighborhood would he or she be caught by the police?





Response	6	8	10	12	Total	
NO!	12.1	20.8	24.3	26.6	20.0	
no	20.2	40.9	53.6	50.4	39.4	
yes	29.9	20.7	16.1	16.0	21.6	
YES!	37.8	17.5	5.9	7.0	19.0	
N of Valid	812	701	707	413	2633	
N of Miss	97	89	54	63	303	

Table 196: If a kid carried a handgun in your neighborhood would he or she be caught by the police?





Response	6	8	10	12	Total	
NO!	11.8	14.1	16.8	16.3	14.5	
no	15.2	28.4	36.8	39.6	28.3	
yes	25.9	29.3	28.8	26.2	27.6	
YES!	47.1	28.1	17.6	18.0	29.6	
N of Valid	814	700	709	412	2635	
N of Miss	97	90	53	63	303	

Table 197: If you wanted to get some cigarettes, how easy would it be for you to get some?





Response	6	8	10	12	Total	
Very hard	80.2	50.9	26.7	14.4	47.5	
Sort of hard	7.8	14.2	16.5	9.5	12.1	
Sort of easy	6.1	16.9	23.1	20.0	15.8	
Very easy	5.9	18.1	33.8	56.0	24.6	
N of Valid	791	698	705	409	2603	
N of Miss	119	93	56	67	335	

Table 198: If you wanted to get some beer, wine or hard liquor (for example, vodka, whiskey, or gin), how easy would it be for you to get some?





Response	6	8	10	12	Total	
Very hard	75.1	42.7	22.0	15.6	42.6	
Sort of hard	10.3	18.1	16.8	12.5	14.5	
Sort of easy	6.8	19.1	25.3	28.4	18.5	
Very easy	7.8	20.1	35.9	43.5	24.4	
N of Valid	784	696	704	409	2593	
N of Miss	128	95	57	67	347	

Table 199: If you wanted to get a drug like cocaine, LSD, or amphetamines, how easy would it be for you to get some?

Response	6	8	10	12	Total	
Very hard	95.5	83.7	63.6	47.1	76.0	
Sort of hard	1.8	9.7	16.3	27.2	11.9	
Sort of easy	0.9	3.2	10.9	14.7	6.4	
Very easy	1.8	3.5	9.2	11.0	5.7	
N of Valid	778	694	706	408	2586	
N of Miss	134	97	56	68	355	

Table 200: If you wanted to get a handgun, how easy would it be for you to get one?

Response	6	8	10	12	Total	
Very hard	75.2	63.0	49.9	43.5	60.0	
Sort of hard	9.6	14.2	19.6	22.2	15.6	
Sort of easy	7.6	10.6	14.3	14.7	11.4	
Very easy	7.6	12.1	16.2	19.6	13.0	
N of Valid	779	695	705	409	2588	
N of Miss	131	96	57	67	351	

Table 201: If you wanted to get some marijuana, how easy would it be for you to get some?

Response	6	8	10	12	Total	
Very hard	94.5	71.1	40.4	24.3	62.5	
Sort of hard	2.1	9.6	10.5	13.5	8.2	
Sort of easy	1.2	7.2	17.5	21.1	10.4	
Very easy	2.3	12.1	31.6	41.0	19.0	
N of Valid	780	696	703	407	2586	
N of Miss	131	95	59	68	353	

Table 202: During the past 12 months, have you participated in any alcohol prevention programs or seen any alcohol prevention messages in your school or community? Yes, a school-based program focused on preventing underage drinking and/or drinking and driving.



Response	6	8	10	12	Total	
No	54.8	75.0	84.4	87.4	73.2	
Yes	45.2	25.0	15.6	12.6	26.8	
N of Valid	912	791	762	476	2941	
N of Miss	0	0	0	0	0	

Table 203: During the past 12 months, have you participated in any alcohol prevention programs or seen any alcohol prevention messages in your school or community? Yes, a community-based program focused on preventing underage drinking and/or drinking and driving (for example, through your church or temple or through youth groups like Boys and Girls Club or 4-H).



Response	6	8	10	12	Total	
No	87.5	93.2	93.6	93.9	91.6	
Yes	12.5	6.8	6.4	6.1	8.4	
N of Valid	912	791	762	476	2941	
N of Miss	0	0	0	0	0	

Table 204: During the past 12 months, have you participated in any alcohol prevention programs or seen any alcohol prevention messages in your school or community? Yes, a media campaign addressing underage drinking and/or drinking and driving (for example, newspaper ads, posters, pamphlets, radio, TV).



Response	6	8	10	12	Total	
No	86.1	88.4	88.5	90.3	88.0	
Yes	13.9	11.6	11.5	9.7	12.0	
N of Valid	912	791	762	476	2941	
N of Miss	0	0	0	0	0	

Table 205: During the past 12 months, have you participated in any alcohol prevention programs or seen any alcohol prevention messages in your school or community? No



Response	6	8	10	12	Total	
No	62.3	45.9	31.5	35.5	45.6	
Yes	37.7	54.1	68.5	64.5	54.4	
N of Valid	912	791	762	476	2941	
N of Miss	0	0	0	0	0	

Table 206: How wrong do your parents feel it would be for YOU to: drink beer, wine or hard liquor (for example, vodka, whiskey or gin) regularly?





Response	6	8	10	12	Total	
Very wrong	90.6	78.0	62.1	57.8	74.3	
Wrong	5.1	12.7	20.2	19.4	13.5	
A little bit wrong	3.4	7.9	12.6	17.9	9.4	
Not wrong at all	0.9	1.5	5.2	4.9	2.9	
N of Valid	788	687	709	408	2592	
N of Miss	119	104	52	68	343	

Table 207: How wrong do your parents feel it would be for YOU to: smoke cigarettes?





Response	6	8	10	12	Total	
Very wrong	94.6	87.8	76.8	71.1	84.2	
Wrong	3.5	9.0	14.1	15.9	9.8	
A little bit wrong	1.5	2.8	6.1	8.8	4.2	
Not wrong at all	0.4	0.4	3.1	4.2	1.7	
N of Valid	791	686	710	408	2595	
N of Miss	121	104	52	68	345	

Table 208: How wrong do your parents feel it would be for YOU to: smoke marijuana?





Response	6	8	10	12	Total	
Very wrong	98.3	92.1	85.0	82.4	90.5	
Wrong	1.3	4.8	8.2	9.6	5.4	
A little bit wrong	0.4	1.8	4.2	5.6	2.6	
Not wrong at all	0.0	1.3	2.5	2.5	1.4	
N of Valid	786	682	708	408	2584	
N of Miss	126	109	54	68	357	

Table 209: How wrong do your parents feel it would be for YOU to: steal something worth more than \$5?

Response	6	8	10	12	Total	
Very wrong	91.1	83.1	82.2	85.0	85.6	
Wrong	7.1	13.3	12.1	11.3	10.8	
A little bit wrong	1.3	3.2	4.2	2.2	2.7	
Not wrong at all	0.5	0.3	1.4	1.5	0.8	
N of Valid	790	682	709	408	2589	
N of Miss	122	108	53	67	350	

Table 210: How wrong do your parents feel it would be for YOU to: draw graffiti, write things, or draw pictures on buildings or other property (without the owner's permission)?

Response	6	8	10	12	Total	
Very wrong	93.3	86.3	84.3	82.9	87.3	
Wrong	4.6	8.3	11.0	11.0	8.3	
A little bit wrong	1.3	4.2	2.7	3.9	2.9	
Not wrong at all	0.9	1.2	2.0	2.2	1.5	
N of Valid	786	686	708	409	2589	
N of Miss	125	105	54	67	351	

Table 211: How wrong do your parents feel it would be for YOU to: pick a fight with someone?

Response	6	8	10	12	Total	
Very wrong	77.1	59.7	51.3	58.1	62.5	
Wrong	13.4	26.4	28.8	26.5	23.1	
A little bit wrong	8.3	9.8	15.9	11.3	11.2	
Not wrong at all	1.3	4.1	4.0	4.2	3.2	
N of Valid	786	683	705	408	2582	
N of Miss	124	106	54	68	352	

Table 212: During the past 12 months, have you talked with at least one of your parents about the dangers of underage drinking and/or drinking and driving? By parents, we mean either your biological parents, adoptive parents, stepparents, or adult guardians - whether or not they live with you.



Response	6	8	10	12	Total	
No	50.0	58.1	58.9	54.9	55.4	
Yes	50.0	41.9	41.1	45.1	44.6	
N of Valid	754	668	698	401	2521	
N of Miss	156	122	64	75	417	

Table 213: Have any of your brothers or sisters ever: drunk beer, wine or hard liquor (for example, vodka, whiskey or gin)?




Response	6	8	10	12	Total	
No	81.0	62.1	44.1	37.3	58.9	
Yes	14.8	31.2	50.5	56.6	35.6	
I don't have any brothers or sisters	4.2	6.7	5.4	6.1	5.5	
N of Valid	778	673	703	408	2562	
N of Miss	133	117	59	68	377	

Table 214: Have any of your brothers or sisters ever: smoked marijuana?




Response	6	8	10	12	Total	
No	93.2	79.9	66.0	57.9	76.6	
Yes	2.6	13.2	29.1	36.5	18.0	
I don't have any brothers or sisters	4.2	6.8	5.0	5.7	5.3	
N of Valid	780	673	702	406	2561	
N of Miss	132	118	60	70	380	

Table 215: Have any of your brothers or sisters ever: smoked cigarettes?




Response	6	8	10	12	Total	
No	83.1	72.1	58.2	50.9	68.3	
Yes	12.4	21.0	36.7	43.2	26.2	
I don't have any brothers or sisters	4.5	6.9	5.1	5.9	5.5	
N of Valid	777	671	701	405	2554	
N of Miss	135	120	60	71	386	

Table 216: Have any of your brothers or sisters ever: taken a handgun to school?




Response	6	8	10	12	Total	
No	95.6	92.7	94.0	93.3	94.0	
Yes	0.1	0.4	1.0	1.0	0.6	
I don't have any brothers or sisters	4.2	6.9	5.0	5.7	5.4	
N of Valid	777	671	700	406	2554	
N of Miss	135	120	62	70	387	

Table 217: Have any of your brothers or sisters ever: been suspended or expelled from school?




Response	6	8	10	12	Total	
No	80.6	72.4	66.9	64.6	72.1	
Yes	14.9	20.7	28.1	29.7	22.4	
I don't have any brothers or sisters	4.5	6.9	5.0	5.7	5.4	
N of Valid	777	671	700	407	2555	
N of Miss	135	120	61	69	385	

Table 218: The rules in my family are clear.





Response	6	8	10	12	Total	
NO!	2.2	2.2	3.0	4.2	2.8	
no	4.5	8.2	8.4	11.3	7.6	
yes	25.0	36.6	47.1	37.8	36.2	
YES!	68.3	52.9	41.5	46.7	53.4	
N of Valid	763	669	703	407	2542	
N of Miss	149	122	57	69	397	

Table 219: People in my family often insult or yell at each other.

Response	6	8	10	12	Total	
NO!	37.7	24.8	18.0	23.4	26.6	
no	33.5	39.6	43.6	42.9	39.4	
yes	19.6	23.0	26.7	23.4	23.1	
YES!	9.1	12.6	11.6	10.3	10.9	
N of Valid	755	666	704	406	2531	
N of Miss	153	125	57	69	404	

Table 220: When I am not at home, one of my parents knows where I am and who I am with.

Response	6	8	10	12	Total	
NO!	4.0	3.5	3.6	4.9	3.9	
no	3.6	5.4	8.7	8.9	6.3	
yes	21.0	37.5	44.9	43.0	35.5	
YES!	71.5	53.6	42.9	43.2	54.3	
N of Valid	757	664	702	405	2528	
N of Miss	155	126	59	71	411	

Table 221: We argue about the same things in my family over and over.

Response	6	8	10	12	Total	
NO!	39.9	24.6	13.4	15.3	24.5	
no	30.9	36.9	34.4	39.9	34.9	
yes	20.9	22.8	37.8	30.8	27.7	
YES!	8.4	15.8	14.4	14.0	12.9	
N of Valid	752	659	703	406	2520	
N of Miss	158	132	58	70	418	

Table 222: If you drank some beer or wine or liquor (for example, vodka, whiskey, or gin) without your parents' permission, would you be caught by your parents?

Response	6	8	10	12	Total	
NO!	6.0	9.6	8.6	15.4	9.2	
no	3.8	18.4	34.7	40.3	22.1	
yes	12.3	21.5	28.1	23.4	20.9	
YES!	77.9	50.5	28.7	20.9	47.8	
N of Valid	745	657	698	402	2502	
N of Miss	164	134	62	73	433	

Table 223: My family has clear rules about alcohol and drug use.

Response	6	8	10	12	Total	
NO!	3.9	3.8	4.8	4.7	4.3	
no	3.0	9.8	12.2	16.6	9.6	
yes	12.4	22.7	34.4	29.2	24.0	
YES!	80.7	63.7	48.5	49.5	62.2	
N of Valid	741	661	703	404	2509	
N of Miss	169	130	59	72	430	

Table 224: If you carried a handgun without your parents' permission, would you be caught by your parents?

Response	6	8	10	12	Total	
NO!	5.4	3.8	7.0	9.2	6.0	
no	2.4	8.1	12.2	15.3	8.7	
yes	9.3	20.8	28.6	29.2	20.9	
YES!	82.9	67.2	52.2	46.3	64.3	
N of Valid	743	653	699	404	2499	
N of Miss	169	136	61	72	438	

Table 225: If you skipped school would you be caught by your parents?





Response	6	8	10	12	Total	
NO!	3.4	5.6	6.6	11.9	6.2	
no	3.5	11.8	23.3	27.0	15.0	
yes	12.9	22.1	30.0	27.5	22.5	
YES!	80.2	60.5	40.1	33.7	56.3	
N of Valid	739	655	700	404	2498	
N of Miss	173	135	61	72	441	

Table 226: Do you feel very close to your mother?





Response	6	8	10	12	Total	
NO!	5.8	8.6	11.3	8.9	8.6	
no	5.3	10.1	14.0	14.9	10.5	
yes	15.8	25.8	32.4	29.0	25.2	
YES!	73.1	55.5	42.3	47.1	55.7	
N of Valid	741	652	698	403	2494	
N of Miss	168	138	62	73	441	

Table 227: Do you share your thoughts and feelings with your mother?





Response	6	8	10	12	Total	
NO!	11.7	13.7	15.0	11.7	13.2	
no	16.4	24.4	27.4	25.7	23.1	
yes	23.1	27.9	29.1	30.9	27.3	
YES!	48.8	34.0	28.5	31.7	36.4	
N of Valid	736	648	698	401	2483	
N of Miss	174	143	63	75	455	

Table 228: My parents ask me what I think before most family decisions affecting me are made.

Response	6	8	10	12	Total	
NO!	11.9	12.3	13.9	14.9	13.1	
no	13.2	25.7	28.2	25.1	22.7	
yes	33.7	32.7	36.1	38.8	35.0	
YES!	41.2	29.3	21.8	21.1	29.3	
N of Valid	721	651	698	402	2472	
N of Miss	188	140	63	73	464	

Table 229: Do you share your thoughts and feelings with your father?

Response	6	8	10	12	Total	
NO!	18.2	23.2	22.3	23.6	21.5	
no	24.0	27.8	30.0	29.1	27.5	
yes	24.2	24.4	28.8	28.1	26.2	
YES!	33.6	24.6	19.0	19.2	24.8	
N of Valid	726	647	701	402	2476	
N of Miss	183	144	60	74	461	

Table 230: Do you enjoy spending time with your mother?

Response	6	8	10	12	Total	
NO!	3.8	5.9	9.4	7.0	6.5	
no	3.5	7.0	7.4	10.1	6.6	
yes	22.7	36.2	44.9	40.5	35.3	
YES!	70.0	50.9	38.2	42.5	51.6	
N of Valid	737	643	699	398	2477	
N of Miss	175	148	62	77	462	

Table 231: Do you enjoy spending time with your father?

Response	6	8	10	12	Total	
NO!	6.3	11.3	14.7	14.4	11.3	
no	5.0	7.3	9.9	10.9	7.9	
yes	23.0	31.8	38.4	40.9	32.6	
YES!	65.7	49.6	37.0	33.8	48.3	
N of Valid	727	647	700	396	2470	
N of Miss	183	144	62	78	467	

Table 232: If I had a personal problem, I could ask my mom or dad for help.

Response	6	8	10	12	Total	
NO!	6.6	9.2	10.8	11.4	9.3	
no	4.8	12.8	13.3	14.9	10.9	
yes	20.9	27.9	36.9	34.8	29.5	
YES!	67.8	50.1	38.9	38.8	50.3	
N of Valid	732	649	701	402	2484	
N of Miss	180	142	60	74	456	

Table 233: Do you feel very close to your father?

Response	6	8	10	12	Total	
NO!	7.4	14.9	18.5	18.8	14.3	
no	7.3	13.3	16.6	20.3	13.6	
yes	22.8	26.3	32.2	29.0	27.4	
YES!	62.5	45.5	32.7	32.0	44.7	
N of Valid	725	646	698	400	2469	
N of Miss	184	145	64	76	469	

Table 234: My parents give me lots of chances to do fun things with them.


Response	6	8	10	12	Total	
NO!	4.9	9.3	9.3	11.7	8.4	
no	8.3	16.8	22.5	25.7	17.3	
yes	22.5	29.5	38.2	34.7	30.7	
YES!	64.4	44.4	30.1	27.9	43.6	
N of Valid	739	647	702	401	2489	
N of Miss	172	143	59	75	449	

Table 235: My parents ask if I've gotten my homework done.


Response	6	8	10	12	Total	
NO!	1.2	3.4	5.3	11.1	4.5	
no	2.3	7.2	14.1	20.6	9.9	
yes	18.7	34.0	40.7	38.6	32.2	
YES!	77.7	55.4	39.9	29.7	53.4	
N of Valid	727	653	697	407	2484	
N of Miss	183	137	64	68	452	

Table 236: People in my family have serious arguments.

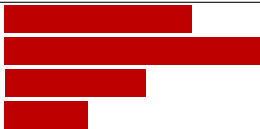
Response	6	8	10	12	Total	
NO!	39.5	26.7	21.4	23.2	28.4	
no	35.6	40.4	40.1	46.4	39.9	
yes	15.7	18.7	27.9	20.0	20.6	
YES!	9.3	14.1	10.5	10.4	11.1	
N of Valid	722	651	695	405	2473	
N of Miss	190	140	66	71	467	

Table 237: Would your parents know if you did not come home on time?

Response	6	8	10	12	Total	
NO!	3.8	3.6	3.8	7.4	4.3	
no	5.6	11.1	13.0	14.7	10.6	
yes	23.1	33.4	39.6	38.0	32.9	
YES!	67.6	51.9	43.6	40.0	52.2	
N of Valid	715	647	692	408	2462	
N of Miss	195	143	69	68	475	

Table 238: It is important to be honest with your parents, even if they become upset or you get punished.

Response	6	8	10	12	Total	
NO!	1.7	4.3	5.1	6.1	4.1	
no	2.9	10.2	11.1	11.8	8.6	
yes	16.7	34.0	42.3	43.9	32.9	
YES!	78.7	51.5	41.5	38.2	54.4	
N of Valid	718	648	692	408	2466	
N of Miss	191	143	70	68	472	

Table 239: My parents notice when I am doing a good job and let me know about it.

Response	6	8	10	12	Total	
Never or Almost Never	6.7	10.5	12.0	11.5	9.9	
Sometimes	18.6	26.6	33.4	29.9	26.7	
Often	29.2	30.9	29.7	29.2	29.8	
All the time	45.6	32.0	24.9	29.4	33.6	
N of Valid	720	640	686	408	2454	
N of Miss	192	150	76	68	486	

Table 240: How often do your parents tell you they're proud of you for something you've done?





Response	6	8	10	12	Total	
Never or Almost Never	5.2	9.6	12.8	13.5	9.9	
Sometimes	16.1	25.9	27.7	26.7	23.7	
Often	29.8	28.8	32.7	32.1	30.7	
All the time	48.9	35.7	26.8	27.7	35.7	
N of Valid	714	636	686	408	2444	
N of Miss	198	155	76	68	497	

Table 241: How many brothers and sisters, including stepbrothers and stepsisters, do you have that are younger than you?








Response	6	8	10	12	Total	
0	33.0	36.0	32.5	37.6	34.4	
1	32.4	28.8	29.6	27.3	29.8	
2	18.1	15.7	17.0	14.3	16.5	
3	6.4	9.7	7.3	9.3	8.0	
4	4.3	4.7	5.3	4.2	4.7	
5	2.3	2.5	2.8	3.2	2.6	
6 or more	3.6	2.5	5.6	4.2	4.0	
N of Valid	703	636	683	407	2429	
N of Miss	207	155	79	68	509	

Table 242: How many brothers and sisters, including stepbrothers and stepsisters, do you have that are older than you?








Response	6	8	10	12	Total	
0	35.8	37.5	35.5	34.5	35.9	
1	29.5	27.7	30.1	30.5	29.4	
2	16.7	15.6	16.4	17.2	16.4	
3	7.6	8.7	8.3	7.9	8.1	
4	4.3	4.9	3.9	4.9	4.5	
5	2.1	2.4	2.2	1.5	2.1	
6 or more	4.1	3.3	3.6	3.4	3.6	
N of Valid	713	635	688	406	2442	
N of Miss	199	156	74	69	498	

Table 243: Have you changed homes in the past year (the last 12 months)?



Response	6	8	10	12	Total	
No	73.4	70.7	77.7	79.6	75.0	
Yes	26.6	29.3	22.3	20.4	25.0	
N of Valid	707	632	687	407	2433	
N of Miss	205	159	75	69	508	

Table 244: How many times have you changed homes since kindergarten?






Response	6	8	10	12	Total	
Never	29.7	23.9	22.7	26.4	25.7	
1 or 2 times	35.4	30.6	30.2	28.4	31.5	
3 or 4 times	20.6	23.9	22.8	21.2	22.2	
5 or 6 times	6.4	10.8	10.5	10.2	9.4	
7 or more times	7.9	10.7	13.8	13.7	11.2	
N of Valid	698	627	683	401	2409	
N of Miss	213	164	77	74	528	

Table 245: Have you changed schools (including changing from elementary to middle and middle to high school) in the past year?



Response	6	8	10	12	Total	
No	62.3	67.7	36.9	82.0	59.8	
Yes	37.7	32.3	63.1	18.0	40.2	
N of Valid	693	625	680	400	2398	
N of Miss	218	165	80	75	538	

Table 246: How many times have you changed schools since kindergarten (including changing from elementary to middle and middle to high school)?






Response	6	8	10	12	Total	
Never	17.5	14.2	14.3	18.2	15.9	
1 or 2 times	42.8	29.1	10.8	13.0	25.1	
3 or 4 times	27.2	34.7	40.9	38.9	35.0	
5 or 6 times	9.4	12.4	18.0	18.5	14.1	
7 or more times	3.0	9.5	16.1	11.5	9.8	
N of Valid	691	619	685	401	2396	
N of Miss	221	171	76	74	542	

Table 247: Has anyone in your family ever had severe alcohol or drug problems?



Response	6	8	10	12	Total	
No	81.5	68.6	58.2	55.8	67.2	
Yes	18.5	31.4	41.8	44.2	32.8	
N of Valid	688	614	686	405	2393	
N of Miss	223	176	76	71	546	

Table 248: About how many adults (over 21) have you known personally who in the past year have: used marijuana, crack, cocaine, or other drugs?






Response	6	8	10	12	Total	
0	81.4	69.8	55.2	47.4	65.2	
1	9.4	13.1	15.7	19.4	13.8	
2	4.8	7.0	11.1	13.6	8.7	
3-4	2.0	4.9	8.2	6.2	5.2	
5+	2.3	5.1	9.8	13.4	7.0	
N of Valid	688	610	683	403	2384	
N of Miss	223	181	79	73	556	

Table 249: About how many adults (over 21) have you known personally who in the past year have: sold or dealt drugs?

Response	6	8	10	12	Total	
0	90.1	81.8	68.9	63.7	77.4	
1	5.4	8.5	12.0	14.4	9.6	
2	2.3	5.1	8.8	10.0	6.2	
3-4	1.2	2.0	4.4	4.7	2.9	
5+	1.0	2.6	5.9	7.2	3.9	
N of Valid	687	609	681	402	2379	
N of Miss	224	182	81	74	561	

Table 250: About how many adults (over 21) have you known personally who in the past year have: done other things that could get them in trouble with the police, like stealing, selling stolen goods, mugging or assaulting others, etc.?

Response	6	8	10	12	Total	
0	87.3	75.8	66.3	61.0	73.9	
1	8.2	11.2	13.4	17.1	12.0	
2	2.5	4.9	9.0	7.9	5.9	
3-4	0.7	4.1	5.7	5.5	3.8	
5+	1.3	4.0	5.6	8.4	4.4	
N of Valid	687	607	679	403	2376	
N of Miss	225	182	83	73	563	

Table 251: About how many adults (over 21) have you known personally who in the past year have: gotten drunk or high?

Response	6	8	10	12	Total	
0	66.4	49.4	32.3	29.6	46.0	
1	17.5	18.1	19.9	17.2	18.3	
2	6.7	8.1	13.7	14.2	10.3	
3-4	4.4	8.6	11.5	10.4	8.5	
5+	5.0	15.8	22.7	28.6	16.8	
N of Valid	684	607	679	402	2372	
N of Miss	228	183	83	73	567	

Table 252: Have you seen or heard information about underage drinking in the past 12 months from the following sources? Radio



Response	6	8	10	12	Total	
No	56.1	52.7	47.9	50.6	51.9	
Yes	43.9	47.3	52.1	49.4	48.1	
N of Valid	670	605	677	399	2351	
N of Miss	241	186	85	77	589	

Table 253: Have you seen or heard information about underage drinking in the past 12 months from the following sources? TV.



Response	6	8	10	12	Total	
No	33.4	29.0	24.6	24.5	28.2	
Yes	66.6	71.0	75.4	75.5	71.8	
N of Valid	671	604	675	396	2346	
N of Miss	240	187	87	79	593	

Table 254: Have you seen or heard information about underage drinking in the past 12 months from the following sources? Print. This includes information on underage drinking you may have seen in the newspaper, on a billboard, in pamphlets, on stickers, etc.



Response	6	8	10	12	Total	
No	52.6	44.4	41.9	43.0	45.8	
Yes	47.4	55.6	58.1	57.0	54.2	
N of Valid	664	603	673	395	2335	
N of Miss	248	188	89	81	606	

Table 255: Have you seen or heard information about underage drinking in the past 12 months from the following sources? Website or social media? (Facebook, Myspace, website, etc.)



Response	6	8	10	12	Total	
No	61.0	48.2	40.1	38.5	47.9	
Yes	39.0	51.8	59.9	61.5	52.1	
N of Valid	669	600	674	395	2338	
N of Miss	243	191	88	81	603	

Table 256: The next questions ask about your opinions of the information you saw or heard. If you have seen or heard more than one ad, please think about your favorite ad when answering these questions. The information about underage drinking that I saw or heard was convincing.

Response	6	8	10	12	Total	
NO!	27.0	16.3	15.7	14.3	18.8	
no	5.4	14.8	19.9	22.9	15.1	
yes	16.0	27.1	36.2	35.4	28.1	
YES!	27.8	23.1	17.8	16.1	21.6	
I have not seen or heard any ads about underage drinking in the past 12 months.	23.9	18.7	10.3	11.3	16.4	
N of Valid	645	594	668	398	2305	
N of Miss	265	197	92	78	632	

Table 257: The next questions ask about your opinions of the information you saw or heard. If you have seen or heard more than one ad, please think about your favorite ad when answering these questions. The information about underage drinking that I saw or heard grabbed my attention.

Response	6	8	10	12	Total	
NO!	22.5	16.4	14.2	14.6	17.2	
no	11.4	18.6	24.3	26.4	19.6	
yes	16.2	25.2	32.5	30.5	25.7	
YES!	27.6	21.7	18.2	17.1	21.6	
I have not seen or heard any ads about underage drinking in the past 12 months.	22.2	18.1	10.7	11.3	16.0	
N of Valid	648	591	670	397	2306	
N of Miss	264	200	92	79	635	

Table 258: The next questions ask about your opinions of the information you saw or heard. If you have seen or heard more than one ad, please think about your favorite ad when answering these questions. The information about underage drinking that I saw or heard said something important to me.

Response	6	8	10	12	Total	
NO!	20.6	15.7	15.3	15.1	16.8	
no	9.3	21.6	26.3	28.0	20.7	
yes	13.9	23.3	28.7	32.7	23.9	
YES!	32.9	21.1	18.3	13.9	22.3	
I have not seen or heard any ads about underage drinking in the past 12 months.	23.3	18.4	11.4	10.3	16.3	
N of Valid	632	593	668	397	2290	
N of Miss	276	198	93	79	646	

Table 259: The next questions ask about your opinions of the information you saw or heard. If you have seen or heard more than one ad, please think about your favorite ad when answering these questions. Seeing or hearing this information about underage drinking made me want to stop or decrease my drinking.










Response	6	8	10	12	Total	
NO!	19.7	19.2	18.7	19.6	19.2	
no	4.2	13.9	24.2	25.4	16.4	
yes	6.1	12.7	20.7	23.7	15.2	
YES!	29.9	23.4	20.8	17.3	23.3	
I have not seen or heard any ads about underage drinking in the past 12 months.	40.1	30.9	15.6	14.0	25.8	
N of Valid	589	569	653	393	2204	
N of Miss	321	221	109	83	734	

Table 260: How honest were you in filling out this survey?

Response	6	8	10	12	Total	
I was very honest	87.4	80.4	78.1	79.8	81.7	
I was honest pretty much of the time	11.1	15.8	18.0	16.3	15.2	
I was honest some of the time	1.2	3.3	2.7	3.0	2.5	
I was honest once in a while	0.3	0.5	1.2	1.0	0.7	
I was not honest at all	0.0	0.0	0.0	0.0	0.0	
N of Valid	676	603	677	405	2361	
N of Miss	236	184	84	71	575	