

A background image showing a row of students in a classroom, sitting at desks and holding yellow pencils, ready to take a test or survey. The students are out of focus, with the focus on the foreground student's hands and pencil.

2017 APNA

Arkansas Prevention Needs Assessment Survey

Logan County
Tables

Arkansas Department of Human Services,
Division of Aging, Adults and Behavioral
Health Services
And
University of Arkansas at Little Rock
MidSOUTH Center for Prevention and Training

Conducted by International Survey Associates dba Pride Surveys

Contents

1	INTRODUCTION	11
2	PERCENTAGE TABLES	15

List of Frequency Distribution Tables

1	Gender	16
2	Age	16
3	Are you Hispanic or Latino?	16
4	What is your race? Black or African American	17
5	What is your race? Asian	17
6	What is your race? American Indian	17
7	What is your race? Alaska Native	17
8	What is your race? White	18
9	What is your race? Native Hawaiian or Other Pacific Islander	18
10	What is your race? Other	18
11	What is the highest level of schooling completed by your mother or father?	19
12	Think of where you live most of the time. Which of the following people live there with you? Mother	19
13	Think of where you live most of the time. Which of the following people live there with you? Stepmother	19
14	Think of where you live most of the time. Which of the following people live there with you? Foster Mother	20
15	Think of where you live most of the time. Which of the following people live there with you? Grandmother	20
16	Think of where you live most of the time. Which of the following people live there with you? Aunt	20
17	Think of where you live most of the time. Which of the following people live there with you? Father	20
18	Think of where you live most of the time. Which of the following people live there with you? Stepfather	21
19	Think of where you live most of the time. Which of the following people live there with you? Foster Father	21
20	Think of where you live most of the time. Which of the following people live there with you? Grandfather	21
21	Think of where you live most of the time. Which of the following people live there with you? Uncle	21
22	Think of where you live most of the time. Which of the following people live there with you? Other Adults	22
23	Think of where you live most of the time. Which of the following people live there with you? Brother(s)	22
24	Think of where you live most of the time. Which of the following people live there with you? Stepbrother(s)	22
25	Think of where you live most of the time. Which of the following people live there with you? Sister(s)	22
26	Think of where you live most of the time. Which of the following people live there with you? Stepsister(s)	23

27	Think of where you live most of the time. Which of the following people live there with you? Other Children	23
28	In my school, students have lots of chances to help decide things like class activities and rules.	23
29	Teachers ask me to work on special classroom projects.	23
30	My teacher(s) notices when I am doing a good job and lets me know about it.	24
31	There are lots of chances for students in my school to get involved in sports, clubs, and other school activities outside of class.	24
32	There are lots of chances for students in my school to talk with a teacher one-on-one.	24
33	I feel safe at my school.	25
34	The school lets my parents know when I have done something well.	25
35	My teachers praise me when I work hard in school.	25
36	Are your school grades better than the grades of most students in your class?	26
37	I have lots of chances to be part of class discussions or activities.	26
38	Now thinking back over the past year in school, how often did you: enjoy being in school?	26
39	Now thinking back over the past year in school, how often did you: hate being in school?	27
40	Now thinking back over the past year in school, how often did you: try to do your best work in school?	27
41	How often do you feel that the school work you are assigned is meaningful and important?	27
42	Putting them all together, what were your grades like last year?	28
43	How important do you think the things you are learning in school are going to be for your later life?	28
44	During the LAST FOUR WEEKS how many whole days of school have you missed because you skipped or "cut"?	28
45	What are the chances you would be seen as cool if you: smoked cigarettes?	29
46	What are the chances you would be seen as cool if you: worked hard at school?	29
47	What are the chances you would be seen as cool if you: began drinking alcoholic beverages regularly, that is, at least once or twice a month?	29
48	What are the chances you would be seen as cool if you: defended someone who was being bullied?	30
49	What are the chances you would be seen as cool if you: smoked marijuana?	30
50	What are the chances you would be seen as cool if you: carried a handgun?	30
51	What are the chances you would be seen as cool if you: used e-cigarettes, e-cigars or e-hookahs (vaping)?	31

52	What are the chances you would be seen as cool if you: bullied someone or cyber bullied someone?	31
53	Think of your four best friends (the friends you feel closest to). In the past year (12 months), how many of your best friends have: participated in clubs, organizations or activities at school?	31
54	Think of your four best friends (the friends you feel closest to). In the past year (12 months), how many of your best friends have: smoked cigarettes?	32
55	Think of your four best friends (the friends you feel closest to). In the past year (12 months), how many of your best friends have: tried beer, wine or hard liquor (for example, vodka, whiskey, or gin) when their parents didn't know about it?	32
56	Think of your four best friends (the friends you feel closest to). In the past year (12 months), how many of your best friends have: used e-cigarettes, e-cigars, or e-hookahs?	32
57	Think of your four best friends (the friends you feel closest to). In the past year (12 months), how many of your best friends have: used marijuana?	33
58	Think of your four best friends (the friends you feel closest to). In the past year (12 months), how many of your best friends have: used prescription drugs or non-prescription drugs for the purpose of getting high?	33
59	Think of your four best friends (the friends you feel closest to). In the past year (12 months), how many of your best friends have: used synthetic marijuana (K2, spice) or bath salts?	33
60	Think of your four best friends (the friends you feel closest to). In the past year (12 months), how many of your best friends have: used LSD, cocaine, amphetamines, or other illegal drugs?	34
61	Think of your four best friends (the friends you feel closest to). In the past year (12 months), how many of your best friends have: been bullied?	34
62	Think of your four best friends (the friends you feel closest to). In the past year (12 months), how many of your best friends have: been suspended from school?	34
63	Think of your four best friends (the friends you feel closest to). In the past year (12 months), how many of your best friends have: carried a handgun?	35
64	Think of your four best friends (the friends you feel closest to). In the past year (12 months), how many of your best friends have: sold illegal drugs?	35
65	Think of your four best friends (the friends you feel closest to). In the past year (12 months), how many of your best friends have: regularly attended religious services?	35

66	Think of your four best friends (the friends you feel closest to). In the past year (12 months), how many of your best friends have: stolen or tried to steal a motor vehicle such as a car or motorcycle?	36
67	Think of your four best friends (the friends you feel closest to). In the past year (12 months), how many of your best friends have: been arrested?	36
68	Think of your four best friends (the friends you feel closest to). In the past year (12 months), how many of your best friends have: dropped out of school?	36
69	Think of your four best friends (the friends you feel closest to). In the past year (12 months), how many of your best friends have: been members of a gang?	37
70	How old were you when you first: smoked marijuana?	37
71	How old were you when you first: smoked a cigarette, even just a puff?	38
72	How old were you when you first: had more than a sip or two of beer, wine or hard liquor (for example, vodka, whiskey, or gin)?	38
73	How old were you when you first: began drinking alcoholic beverages regularly, that is, at least once or twice a month?	39
74	How old were you when you first: used Pegaramide (peg, Peggy)?	39
75	How old were you when you first: got suspended from school?	40
76	How old were you when you first: got arrested?	40
77	How old were you when you first: carried a handgun?	41
78	How old were you when you first: used e-cigarettes, e-cigars, or e-hookahs (vaping)?	41
79	How old were you when you first: belonged to a gang?	42
80	How old were you when you first: used prescription drugs not prescribed to you?	42
81	How wrong do you think it is for someone your age to: take a handgun to school?	43
82	How wrong do you think it is for someone your age to: steal anything?	43
83	How wrong do you think it is for someone your age to: pick a fight with someone?	43
84	How wrong do you think it is for someone your age to: attack someone with the idea of seriously hurting them?	44
85	How wrong do you think it is for someone your age to: stay away from school all day when their parents think they are at school?	44
86	How wrong do you think it is for someone your age to: drink beer, wine or hard liquor (for example, vodka, whiskey, or gin) regularly?	44
87	How wrong do you think it is for someone your age to: smoke cigarettes?	45
88	How wrong do you think it is for someone your age to: smoke marijuana?	45

89	How wrong do you think it is for someone your age to: use prescription drugs or non-prescription drugs for the purpose of getting high?	45
90	How wrong do you think it is for someone your age to: use synthetic marijuana (K2, spice) or bath salts?	46
91	How wrong do you think it is for someone your age to: use LSD, cocaine, amphetamines or another illegal drug?	46
92	How wrong do you think it is for someone your age to: use e-cigarettes, e-cigars or e-hookahs (vaping)?	46
93	At school during the past 12 months, did you receive help from the resource teacher, speech therapist or other special education teacher?	47
94	How many times in the past year (12 months) have you: been suspended from school?	47
95	How many times in the past year (12 months) have you: carried a handgun?	47
96	How many times in the past year (12 months) have you: sold illegal drugs?	48
97	How many times in the past year (12 months) have you: stolen or tried to steal a motor vehicle such as a car or motorcycle?	48
98	How many times in the past year (12 months) have you: participated in clubs, organizations or activities at school?	48
99	How many times in the past year (12 months) have you: been arrested?	49
100	How many times in the past year (12 months) have you: attacked someone with the idea of seriously hurting them?	49
101	How many times in the past year (12 months) have you: been drunk or high at school?	49
102	How many times in the past year (12 months) have you: taken a handgun to school?	50
103	How many times in the past year (12 months) have you: used e-cigarettes, e-cigars, or e-hookahs (vaping)?	50
104	Are you currently on probation, or assigned a probation officer with Juvenile Court?	50
105	Have you ever belonged to a gang?	51
106	If you have ever belonged to a gang, did that gang have a name?	51
107	You are at a party at someone's house, and one of your friends offers you a drink containing alcohol. What would you say or do?	51
108	How often do you attend religious services or activities?	52
109	I think sometimes it's okay to cheat at school.	52
110	It is important to think before you act.	52
111	Sometimes I think that life is not worth it.	53
112	At times I think I am no good at all.	53
113	All in all, I am inclined to think that I am a failure.	53
114	In the past year, have you felt depressed or sad MOST days, even if you felt okay sometimes?	54
115	It is all right to beat up people if they start the fight.	54

116	I think it is okay to take something without asking if you can get away with it.	54
117	Where do you get the most information about living a drug and alcohol free life? Parents/guardians	55
118	Where do you get the most information about living a drug and alcohol free life? Friends	55
119	Where do you get the most information about living a drug and alcohol free life? Family members	55
120	Where do you get the most information about living a drug and alcohol free life? School	56
121	Where do you get the most information about living a drug and alcohol free life? Internet	56
122	Where do you get the most information about living a drug and alcohol free life? TV	56
123	Where do you get the most information about living a drug and alcohol free life? Social media	57
124	How much do you think people risk harming themselves (physically or in other ways) if they: smoked one or more packs of cigarettes per day?	57
125	How much do you think people risk harming themselves (physically or in other ways) if they: try marijuana once or twice?	57
126	How much do you think people risk harming themselves (physically or in other ways) if they: smoke marijuana once or twice a week?	58
127	How much do you think people risk harming themselves (physically or in other ways) if they: take one or two drinks of an alcoholic beverage (beer, wine, liquor) nearly every day?	58
128	How much do you think people risk harming themselves (physically or in other ways) if they: have five or more drinks of an alcoholic beverage once or twice a weekend?	58
129	How much do you think people risk harming themselves (physically or in other ways) if they: use prescription drugs that are not prescribed to them?	59
130	How much do you think people risk harming themselves (physically or in other ways) if they: use non-prescription drugs to get high?	59
131	How much do you think people risk harming themselves (physically or in other ways) if they: use e-cigarettes, e-cigars, or e-hookahs?	59
132	Have you ever used smokeless tobacco (chew, snuff, plug, dipping tobacco, or chewing tobacco)?	60
133	How often have you used smokeless tobacco during the past 30 days?	60
134	Have you ever smoked cigarettes?	60
135	How frequently have you smoked cigarettes during the past 30 days?	61
136	Which statement best describes rules about smoking inside your home or your family cars?	61
137	Have you ever used e-cigarettes, e-cigars, or e-hookahs (vaping)?	61

138	How frequently have you used e-cigarettes, e-cigars, or e-hookahs (vaping)?	62
139	During this school year, were you taught in any of your classes about the dangers of tobacco use?	62
140	During the past 12 months, have you participated in any community activities to discourage people your age from using cigarettes, chewing tobacco, snuff, dip or cigars, e-cigarettes, e-cigars, or e-hookahs?	62
141	Think back over the last two weeks. How many times have you had five or more alcoholic drinks in a row?	63
142	During the past 30 days, how many times did you ride in a car or other vehicle driven by someone who had been drinking alcohol or using drugs to get high?	63
143	During the past 30 days, how many times did you drive a car or other vehicle when you had been drinking alcohol or using drugs to get high?	63
144	If you drank alcohol (not just a sip or taste) in the past year, where did you usually drink it?	64
145	How do you feel about someone your age having one or two drinks of an alcoholic beverage nearly every day?	64
146	On how many occasions have you had alcoholic beverages (beer, wine or hard liquor) to drink in your lifetime - more than just a few sips?	64
147	On how many occasions have you drunk one or more drinks of an alcoholic beverage during the past 30 days?	65
148	On how many occasions have you used marijuana (grass, pot) or hashish (hash, hash oil) in your lifetime?	65
149	On how many occasions have you used marijuana (grass, pot) or hashish (hash, hash oil) during the past 30 days?	65
150	On how many occasions have you used LSD or other psychedelics in your lifetime?	66
151	On how many occasions have you used LSD or other psychedelics during the past 30 days?	66
152	On how many occasions have you used cocaine or crack in your lifetime?	66
153	On how many occasions have you used cocaine or crack during the past 30 days?	67
154	On how many occasions have you sniffed glue, breathed the contents of an aerosol spray can, or inhaled other gases or sprays, in order to get high in your lifetime?	67
155	On how many occasions have you sniffed glue, breathed the contents of an aerosol spray can, or inhaled other gases or sprays, in order to get high during the past 30 days?	67
156	On how many occasions have you used Pegaramide (peg, Peggy, etc.) in your lifetime?	68

157	On how many occasions have you used Pegaramide (peg, Peggy, etc.) during the past 30 days?	68
158	On how many occasions have you used synthetic marijuana (K2, spice) in your lifetime?	68
159	On how many occasions have you used synthetic marijuana (K2, spice) during the past 30 days?	69
160	On how many occasions have you used methamphetamines (meth, speed, crank, crystal meth) in your lifetime?	69
161	On how many occasions have you used methamphetamines (meth, speed, crank, crystal meth) in the past 30 days?	69
162	On how many occasions have you used other chemical products (bath salts, plant food, etc.) in your lifetime?	70
163	On how many occasions have you used other chemical products (bath salts, plant food, etc.) during the past 30 days?	70
164	On how many occasions have you used heroin or other opiates in your lifetime?	70
165	On how many occasions have you used heroin or other opiates during the past 30 days?	71
166	On how many occasions have you used MDMA ('X', 'E', or ecstasy) in your lifetime?	71
167	On how many occasions have you used MDMA ('X', 'E', or ecstasy) during the past 30 days?	71
168	On how many occasions have you taken prescription drugs (such as Valium, Xanax, Ritalin, Adderall, OxyContin, Tramadol, or sleeping pills) not prescribed to you in your lifetime?	72
169	On how many occasions have you taken prescription drugs (such as Valium, Xanax, Ritalin, Adderall, OxyContin, Tramadol, or sleeping pills) not prescribed to you during the past 30 days?	72
170	On how many occasions have you taken non-prescription medicines such as diet pills (for example, Dietac, Dexatrim or Prolamine), stay-awake pills (for example No-Doz, Vivarin, or Wake), or cough or cold medicines (robos, DXM, etc.) to get high in your lifetime?	72
171	On how many occasions have you taken non-prescription medicines such as diet pills (for example, Dietac, Dexatrim or Prolamine), stay-awake pills (for example No-Doz, Vivarin, or Wake), or cough or cold medicines (robos, DXM, etc.) to get high during the past 30 days?	73
172	On how many occasions have you been drunk or very high from drinking alcoholic beverages during the past 30 days?	73
173	On how many occasions have you drunk flavored alcoholic beverages, sometimes called 'alcopops' (like Mike's Hard Lemonade, Smirnoff Ice, Bacardi Breezers, etc.) in your lifetime?	73
174	On how many occasions have you drunk flavored alcoholic beverages, sometimes called 'alcopops' (like Mike's Hard Lemonade, Smirnoff Ice, Bacardi Breezers, etc.) during the past 30 days?	74

175	If you smoked cigarettes (not just a puff or drag) in the past year, how did you usually get them?	74
176	If you used e-cigarettes, e-cigars, or e-hookahs (not just a puff or drag) in the past year, how did you usually get them? - I did not use e-cigarettes, e-cigars, or e-hookahs in the past year	75
177	If you used e-cigarettes, e-cigars, or e-hookahs (not just a puff or drag) in the past year, how did you usually get them? - I bought them in a store such as a convenience store, supermarket, discount store, or gas station	75
178	If you used e-cigarettes, e-cigars, or e-hookahs (not just a puff or drag) in the past year, how did you usually get them? - I got them on the Internet	75
179	If you used e-cigarettes, e-cigars, or e-hookahs (not just a puff or drag) in the past year, how did you usually get them? - I got them at a store that sells electronic cigarettes, such as a "vape shop"	75
180	If you used e-cigarettes, e-cigars, or e-hookahs (not just a puff or drag) in the past year, how did you usually get them? - I got them from a family member	76
181	If you used e-cigarettes, e-cigars, or e-hookahs (not just a puff or drag) in the past year, how did you usually get them? - I got them from a friend	76
182	If you used e-cigarettes, e-cigars, or e-hookahs (not just a puff or drag) in the past year, how did you usually get them? - A stranger got them for me	76
183	If you used e-cigarettes, e-cigars, or e-hookahs (not just a puff or drag) in the past year, how did you usually get them? - I took them from a store or shop	76
184	If you used e-cigarettes, e-cigars, or e-hookahs (not just a puff or drag) in the past year, how did you usually get them? - I got them some other way	77
185	If you used marijuana (grass, pot) (not just a puff or drag) in the past year, how did you usually get it? - I did not use marijuana (grass, pot) in the past year	77
186	If you used marijuana (grass, pot) (not just a puff or drag) in the past year, how did you usually get it? - I bought it myself	77
187	If you used marijuana (grass, pot) (not just a puff or drag) in the past year, how did you usually get it? - I got it from someone at school	77
188	If you used marijuana (grass, pot) (not just a puff or drag) in the past year, how did you usually get it? - I got it from someone with a medical marijuana card	78
189	If you used marijuana (grass, pot) (not just a puff or drag) in the past year, how did you usually get it? - I got it from my brother or sister	78

190	If you used marijuana (grass, pot) (not just a puff or drag) in the past year, how did you usually get it? - I got it from another relative	78
191	If you used marijuana (grass, pot) (not just a puff or drag) in the past year, how did you usually get it? - Other	78
192	If you drank alcohol (not just a sip or taste) in the past year, how did you usually get it?	79
193	If you used prescription drugs or over the counter drugs without a doctor telling you to use it or for the purpose of getting high, where did you get these drugs? - Did not use	79
194	If you used prescription drugs or over the counter drugs without a doctor telling you to use it or for the purpose of getting high, where did you get these drugs? - Bought or took from store or shop	80
195	If you used prescription drugs or over the counter drugs without a doctor telling you to use it or for the purpose of getting high, where did you get these drugs? - Got from parents with permission	80
196	If you used prescription drugs or over the counter drugs without a doctor telling you to use it or for the purpose of getting high, where did you get these drugs? - Got from home without permission	80
197	If you used prescription drugs or over the counter drugs without a doctor telling you to use it or for the purpose of getting high, where did you get these drugs? - Got from relative with permission	80
198	If you used prescription drugs or over the counter drugs without a doctor telling you to use it or for the purpose of getting high, where did you get these drugs? - Got from relative without permission	81
199	If you used prescription drugs or over the counter drugs without a doctor telling you to use it or for the purpose of getting high, where did you get these drugs? - Got from friend's home with permission	81
200	If you used prescription drugs or over the counter drugs without a doctor telling you to use it or for the purpose of getting high, where did you get these drugs? - Got from friend's home without permission	81
201	If you used prescription drugs or over the counter drugs without a doctor telling you to use it or for the purpose of getting high, where did you get these drugs? - Got from friend at school	81
202	If you used prescription drugs or over the counter drugs without a doctor telling you to use it or for the purpose of getting high, where did you get these drugs? - Got from friend at party	82
203	If you used prescription drugs or over the counter drugs without a doctor telling you to use it or for the purpose of getting high, where did you get these drugs? - Got from friend, elsewhere	82
204	If you used prescription drugs or over the counter drugs without a doctor telling you to use it or for the purpose of getting high, where did you get these drugs? - Got from internet sale	82
205	During the last month, about how many marijuana cigarettes, or the equivalent, did you smoke a day, on the average?	83

206	How wrong do your friends feel it would be for YOU to: have one or two drinks of an alcoholic beverage nearly every day?	83
207	How wrong do your friends feel it would be for YOU to: smoke tobacco?	83
208	How wrong do your friends feel it would be for YOU to: smoke marijuana?	84
209	How wrong do your friends feel it would be for YOU to: use prescription drugs not prescribed to you?	84
210	How wrong would most adults (over 21) in your neighborhood think it is for kids your age: to use marijuana?	84
211	How wrong would most adults (over 21) in your neighborhood think it is for kids your age: to drink alcohol?	85
212	How wrong would most adults (over 21) in your neighborhood think it is for kids your age: to smoke cigarettes?	85
213	How much do each of the following statements describe your neighborhood? crime and/or drug selling	85
214	How much do each of the following statements describe your neighborhood? fights	86
215	How much do each of the following statements describe your neighborhood? lots of empty or abandoned buildings	86
216	How much do each of the following statements describe your neighborhood? lots of graffiti	86
217	I feel safe in my neighborhood.	87
218	If a kid smoked marijuana in your neighborhood would he or she be caught by the police?	87
219	If a kid drank some beer, wine or hard liquor (for example, vodka, whiskey, or gin) in your neighborhood would he or she be caught by the police?	87
220	If a kid carried a handgun in your neighborhood would he or she be caught by the police?	88
221	If you wanted to get some cigarettes, how easy would it be for you to get some?	88
222	If you wanted to get some beer, wine or hard liquor (for example, vodka, whiskey, or gin), how easy would it be for you to get some?	88
223	If you wanted to get a drug like cocaine, LSD, or amphetamines, how easy would it be for you to get some?	89
224	If you wanted to get a handgun, how easy would it be for you to get one?	89
225	If you wanted to get some marijuana, how easy would it be for you to get some?	89
226	If you wanted to get prescription drugs for the purpose of getting high, how easy would it be for you to get some?	90
227	If you wanted to get synthetic marijuana such as K2 or chemical products such as bath salts to get high, how easy would it be for you to get some?	90

228	If you wanted to get steroids to use or to enhance athletic performance, how easy would it be for you to get some?	90
229	If you wanted to get e-cigarettes, e-cigars, or e-hookahs, how easy would it be for you to get some?	91
230	During the past 12 months, have you participated in any alcohol prevention programs or seen any alcohol prevention messages in your school or community? Yes, a school-based program focused on preventing underage drinking and/or drinking and driving.	91
231	During the past 12 months, have you participated in any alcohol prevention programs or seen any alcohol prevention messages in your school or community? Yes, a community-based program focused on preventing underage drinking and/or drinking and driving (for example, through your church or temple or through youth groups like Boys and Girls Club or 4-H).	91
232	During the past 12 months, have you participated in any alcohol prevention programs or seen any alcohol prevention messages in your school or community? Yes, a media campaign addressing underage drinking and/or drinking and driving (for example, newspaper ads, posters, pamphlets, radio, TV).	92
233	During the past 12 months, have you participated in any alcohol prevention programs or seen any alcohol prevention messages in your school or community? No	92
234	How wrong do your parents feel it would be for YOU to: have one or two drinks of an alcoholic beverage nearly every day?	92
235	How wrong do your parents feel it would be for YOU to: smoke tobacco?	92
236	How wrong do your parents feel it would be for YOU to: smoke marijuana?	93
237	How wrong do your parents feel it would be for YOU to: use prescription drugs not prescribed to you?	93
238	How wrong do your parents feel it would be for YOU to: steal something?	93
239	How wrong do your parents feel it would be for YOU to: draw graffiti, write things, or draw pictures on buildings or other property (without the owner's permission)?	94
240	How wrong do your parents feel it would be for YOU to: pick a fight with someone?	94
241	During the past 12 months, have you talked with at least one of your parents about the dangers of underage drinking and/or drinking and driving? By parents, we mean either your biological parents, adoptive parents, stepparents, or adult guardians - whether or not they live with you.	94
242	The rules in my family are clear.	95
243	People in my family have serious arguments about the same things, and often insult or yell at each other.	95

244	When I am not at home, one of my parents knows where I am and who I am with.	95
245	My family has clear rules about alcohol and drug use.	96
246	If you skipped school would you be caught by your parents?	96
247	My parents ask if I've gotten my homework done.	96
248	Would your parents know if you did not come home on time?	97
249	Do you know how to properly dispose of leftover prescription drugs?	97
250	Have any of your brothers or sisters ever: drunk beer, wine or hard liquor (for example, vodka, whiskey or gin)?	97
251	Have any of your brothers or sisters ever: smoked marijuana?	97
252	Have any of your brothers or sisters ever: smoked cigarettes?	98
253	Have any of your brothers or sisters ever: taken a handgun to school?	98
254	Have any of your brothers or sisters ever: been suspended or expelled from school?	98
255	Have any of your brothers or sisters ever: used e-cigarettes, e-cigars or e-hookahs (vaping)?	98
256	Have any of your brothers or sisters ever: used prescription drugs not prescribed to him/her?	99
257	Have you changed homes in the past year (the last 12 months)?	99
258	How many times have you changed homes since kindergarten?	99
259	Have you changed schools (including changing from elementary to middle and middle to high school) in the past year?	99
260	How many times have you changed schools since kindergarten (including changing from elementary to middle and middle to high school)?	100
261	Has anyone in your family ever had severe alcohol or drug problems?	100
262	About how many adults (over 21) have you known personally who in the past year have: used marijuana, crack, cocaine, or other drugs?	100
263	About how many adults (over 21) have you known personally who in the past year have: sold or dealt drugs?	101
264	About how many adults (over 21) have you known personally who in the past year have: done other things that could get them in trouble with the police, like stealing, selling stolen goods, mugging or assaulting others, etc.?	101
265	About how many adults (over 21) have you known personally who in the past year have: gotten drunk or high?	101
266	How honest were you in filling out this survey?	102

List of Figures

1	Grade Chart	12
2	Gender Chart	13
3	Age Chart	14

1 INTRODUCTION

This report was generated from data collected on the *2017 Arkansas Prevention Needs Assessment Student Survey*. This report contains basic frequency tables of all data collected and graphs on the selected demographic variables of grade, gender and age.

Questions regarding the information found in this report can be directed to:

International Survey Associates dba Pride Surveys

Mr. Jay Gleaton

2140 Newmarket Parkway

Suite 116

Marietta, GA 30067

Telephone: (800) 279-6361

Fax: (770) 726-9327

Website: <http://www.pridesurveys.com>

Grade Chart

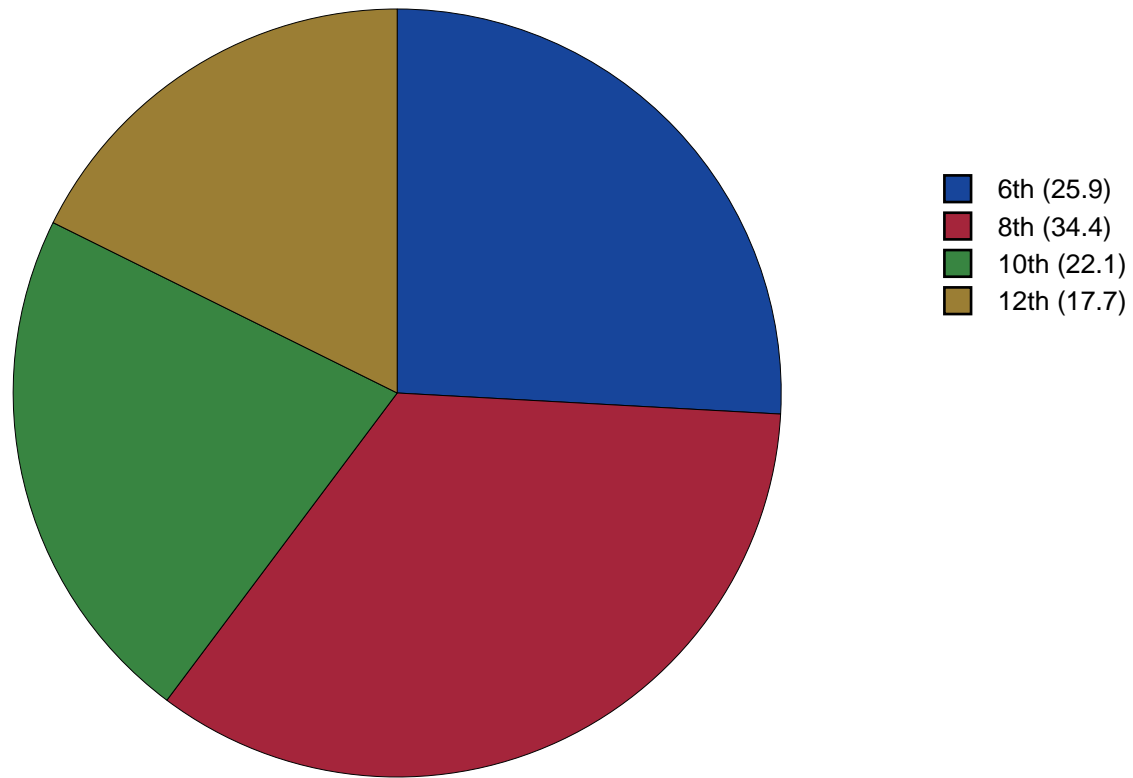


Figure 1: Grade Chart

Gender Chart

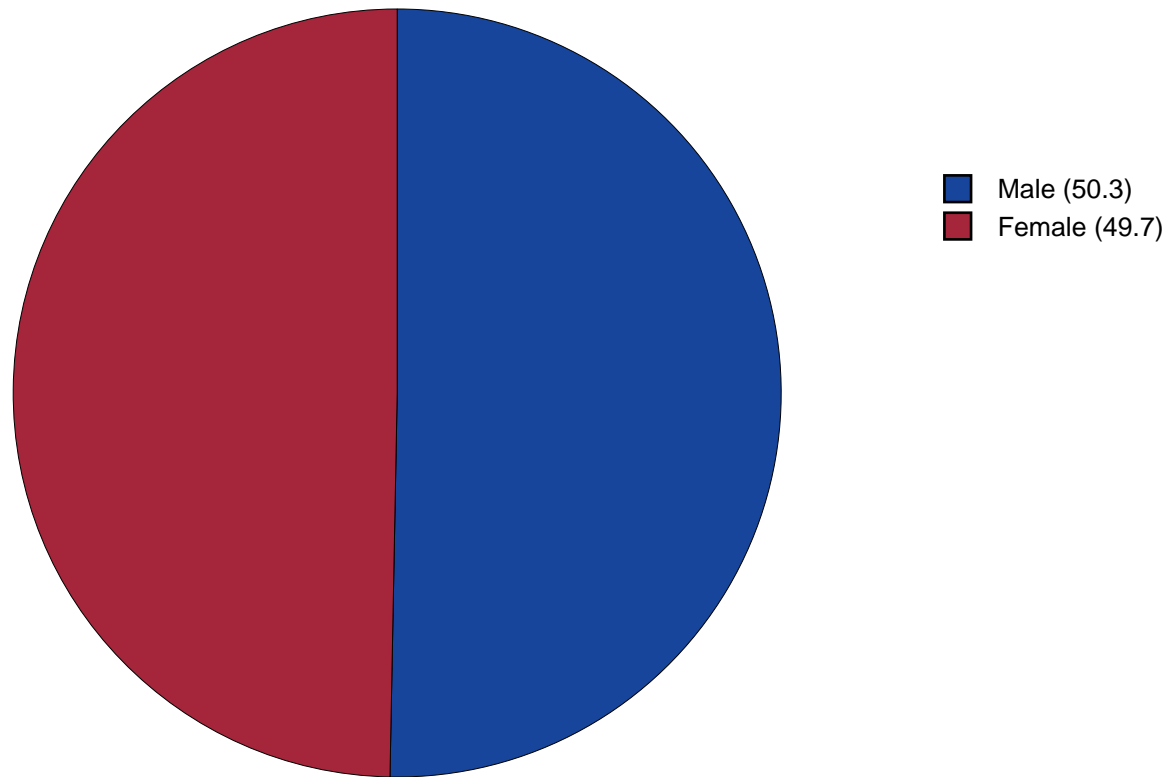


Figure 2: Gender Chart

Age Chart

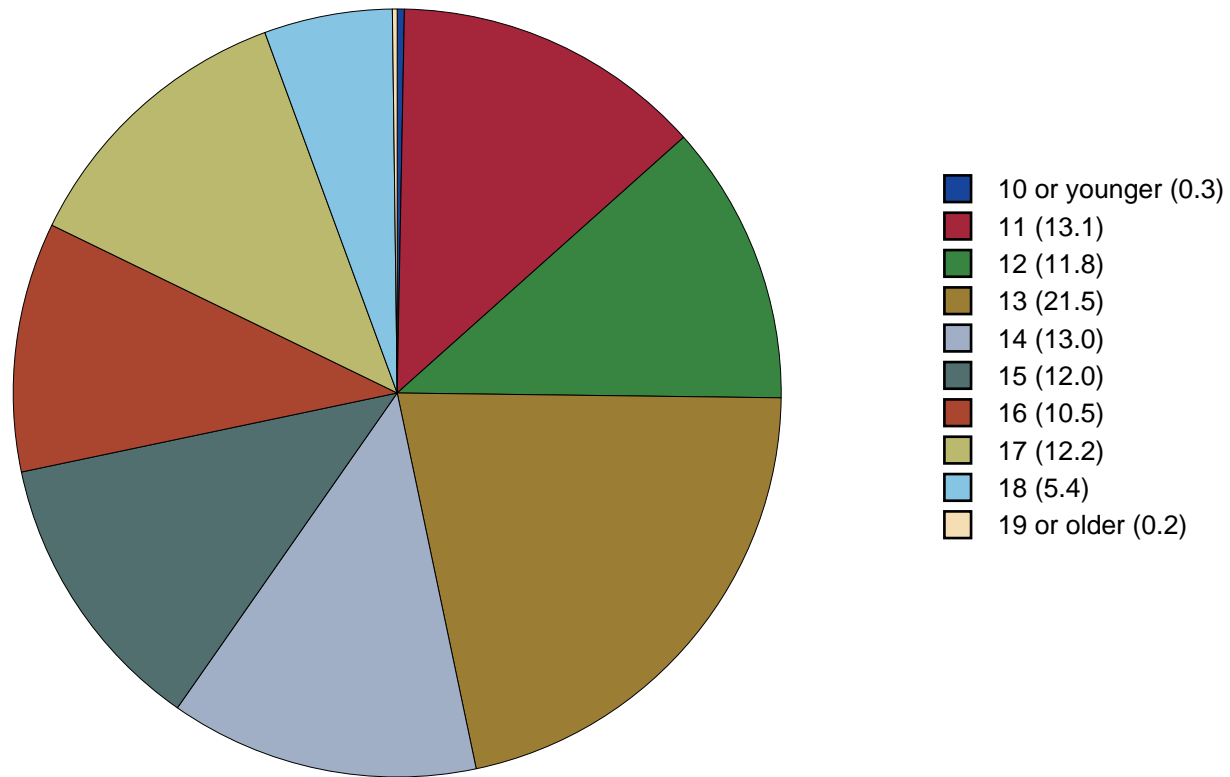


Figure 3: Age Chart

2 PERCENTAGE TABLES

The following tables contain frequency distribution detailing how your students responded to each question on the survey. The tables appear in the same order as the questions on the survey. The tables include breakdowns by grade level as well as overall percentages. The *N of Valid* row is a frequency count of the number of valid responses to each question for each grade and overall. The *N of Miss* row is a frequency count of the number of invalid (marked more than one response) or missing (i.e. did not respond) responses to each question for each grade and overall.

For the questions that allowed more than one response (i.e. race, live with, etc.) each response becomes a separate table. If a student did not mark the response, that was counted as a NO response, and if they did mark the response, that was counted as a YES response. Since a non response is a valid response for these questions, the *N of Miss* will always be zero for these questions.

Table 1: Gender



Response	6	8	10	12	Total	
Male	51.3	48.3	47.0	57.0	50.3	
Female	48.7	51.7	53.0	43.0	49.7	
N of Valid	154	207	134	100	595	
N of Miss	4	3	1	8	16	

Table 2: Age











Response	6	8	10	12	Total	
10 or younger	1.3	0.0	0.0	0.0	0.3	
11	50.6	0.0	0.0	0.0	13.1	
12	45.6	0.0	0.0	0.0	11.8	
13	2.5	60.8	0.0	0.0	21.5	
14	0.0	37.8	0.0	0.0	13.0	
15	0.0	1.4	51.9	0.0	12.0	
16	0.0	0.0	45.9	1.9	10.5	
17	0.0	0.0	2.2	66.4	12.2	
18	0.0	0.0	0.0	30.8	5.4	
19 or older	0.0	0.0	0.0	0.9	0.2	
N of Valid	158	209	135	107	609	
N of Miss	0	1	0	1	2	

Table 3: Are you Hispanic or Latino?



Response	6	8	10	12	Total	
No	92.2	92.1	96.2	90.2	92.7	
Yes	7.8	7.9	3.8	9.8	7.3	
N of Valid	153	203	131	102	589	
N of Miss	5	7	4	6	22	

Table 4: What is your race? Black or African American



Response	6	8	10	12	Total	
No	95.6	96.6	99.3	94.4	96.5	
Yes	4.4	3.4	0.7	5.6	3.5	
N of Valid	158	206	135	107	606	
N of Miss	0	0	0	0	0	

Table 5: What is your race? Asian



Response	6	8	10	12	Total	
No	96.8	98.5	97.0	97.2	97.5	
Yes	3.2	1.5	3.0	2.8	2.5	
N of Valid	158	206	135	107	606	
N of Miss	0	0	0	0	0	

Table 6: What is your race? American Indian



Response	6	8	10	12	Total	
No	83.5	90.3	94.8	97.2	90.8	
Yes	16.5	9.7	5.2	2.8	9.2	
N of Valid	158	206	135	107	606	
N of Miss	0	0	0	0	0	

Table 7: What is your race? Alaska Native


Response	6	8	10	12	Total	
No	100.0	100.0	100.0	100.0	100.0	
Yes	0.0	0.0	0.0	0.0	0.0	
N of Valid	158	206	135	107	606	
N of Miss	0	0	0	0	0	

Table 8: What is your race? White



Response	6	8	10	12	Total	
No	13.3	11.7	9.6	10.3	11.4	
Yes	86.7	88.3	90.4	89.7	88.6	
N of Valid	158	206	135	107	606	
N of Miss	0	0	0	0	0	

Table 9: What is your race? Native Hawaiian or Other Pacific Islander


Response	6	8	10	12	Total	
No	100.0	100.0	100.0	100.0	100.0	
Yes	0.0	0.0	0.0	0.0	0.0	
N of Valid	158	206	135	107	606	
N of Miss	0	0	0	0	0	

Table 10: What is your race? Other



Response	6	8	10	12	Total	
No	88.6	91.7	95.6	95.3	92.4	
Yes	11.4	8.3	4.4	4.7	7.6	
N of Valid	158	206	135	107	606	
N of Miss	0	0	0	0	0	

Table 11: What is the highest level of schooling completed by your mother or father?









Response	6	8	10	12	Total	
Completed grade school or less	1.9	1.5	0.8	0.0	1.2	
Some high school	4.5	8.4	9.8	8.5	7.7	
Completed high school	12.3	20.2	30.3	37.7	23.5	
Some college	10.3	12.8	9.1	19.8	12.6	
Completed college	22.6	28.1	32.6	20.8	26.3	
Graduate or professional school after college	5.8	7.4	4.5	2.8	5.5	
Don't know	39.4	21.7	11.4	9.4	21.8	
Does not apply	3.2	0.0	1.5	0.9	1.3	
N of Valid	155	203	132	106	596	
N of Miss	3	7	3	2	15	

Table 12: Think of where you live most of the time. Which of the following people live there with you? Mother



Response	6	8	10	12	Total	
No	20.5	16.7	23.1	25.9	20.8	
Yes	79.5	83.3	76.9	74.1	79.2	
N of Valid	156	209	134	108	607	
N of Miss	0	0	0	0	0	

Table 13: Think of where you live most of the time. Which of the following people live there with you? Stepmother



Response	6	8	10	12	Total	
No	91.0	94.7	91.8	91.7	92.6	
Yes	9.0	5.3	8.2	8.3	7.4	
N of Valid	156	209	134	108	607	
N of Miss	0	0	0	0	0	

Table 14: Think of where you live most of the time. Which of the following people live there with you? Foster Mother



Response	6	8	10	12	Total	
No	99.4	99.5	100.0	100.0	99.7	
Yes	0.6	0.5	0.0	0.0	0.3	
N of Valid	156	209	134	108	607	
N of Miss	0	0	0	0	0	

Table 15: Think of where you live most of the time. Which of the following people live there with you? Grandmother



Response	6	8	10	12	Total	
No	82.1	84.7	83.6	83.3	83.5	
Yes	17.9	15.3	16.4	16.7	16.5	
N of Valid	156	209	134	108	607	
N of Miss	0	0	0	0	0	

Table 16: Think of where you live most of the time. Which of the following people live there with you? Aunt



Response	6	8	10	12	Total	
No	96.2	95.7	99.3	99.1	97.2	
Yes	3.8	4.3	0.7	0.9	2.8	
N of Valid	156	209	134	108	607	
N of Miss	0	0	0	0	0	

Table 17: Think of where you live most of the time. Which of the following people live there with you? Father



Response	6	8	10	12	Total	
No	38.5	45.0	38.8	45.4	42.0	
Yes	61.5	55.0	61.2	54.6	58.0	
N of Valid	156	209	134	108	607	
N of Miss	0	0	0	0	0	

Table 18: Think of where you live most of the time. Which of the following people live there with you? Stepfather



Response	6	8	10	12	Total	
No	82.7	81.3	83.6	85.2	82.9	
Yes	17.3	18.7	16.4	14.8	17.1	
N of Valid	156	209	134	108	607	
N of Miss	0	0	0	0	0	

Table 19: Think of where you live most of the time. Which of the following people live there with you? Foster Father



Response	6	8	10	12	Total	
No	99.4	100.0	100.0	100.0	99.8	
Yes	0.6	0.0	0.0	0.0	0.2	
N of Valid	156	209	134	108	607	
N of Miss	0	0	0	0	0	

Table 20: Think of where you live most of the time. Which of the following people live there with you? Grandfather



Response	6	8	10	12	Total	
No	89.1	90.4	91.0	92.6	90.6	
Yes	10.9	9.6	9.0	7.4	9.4	
N of Valid	156	209	134	108	607	
N of Miss	0	0	0	0	0	

Table 21: Think of where you live most of the time. Which of the following people live there with you? Uncle



Response	6	8	10	12	Total	
No	93.6	96.2	97.8	97.2	96.0	
Yes	6.4	3.8	2.2	2.8	4.0	
N of Valid	156	209	134	108	607	
N of Miss	0	0	0	0	0	

Table 22: Think of where you live most of the time. Which of the following people live there with you? Other Adults



Response	6	8	10	12	Total	
No	96.2	97.1	97.0	94.4	96.4	
Yes	3.8	2.9	3.0	5.6	3.6	
N of Valid	156	209	134	108	607	
N of Miss	0	0	0	0	0	

Table 23: Think of where you live most of the time. Which of the following people live there with you? Brother(s)



Response	6	8	10	12	Total	
No	48.7	45.0	54.5	60.2	50.7	
Yes	51.3	55.0	45.5	39.8	49.3	
N of Valid	156	209	134	108	607	
N of Miss	0	0	0	0	0	

Table 24: Think of where you live most of the time. Which of the following people live there with you? Stepbrother(s)



Response	6	8	10	12	Total	
No	93.6	94.3	96.3	95.4	94.7	
Yes	6.4	5.7	3.7	4.6	5.3	
N of Valid	156	209	134	108	607	
N of Miss	0	0	0	0	0	

Table 25: Think of where you live most of the time. Which of the following people live there with you? Sister(s)



Response	6	8	10	12	Total	
No	55.1	47.4	54.5	68.5	54.7	
Yes	44.9	52.6	45.5	31.5	45.3	
N of Valid	156	209	134	108	607	
N of Miss	0	0	0	0	0	

Table 26: Think of where you live most of the time. Which of the following people live there with you? Stepsister(s)

Response	6	8	10	12	Total	
No	92.3	94.3	92.5	95.4	93.6	
Yes	7.7	5.7	7.5	4.6	6.4	
N of Valid	156	209	134	108	607	
N of Miss	0	0	0	0	0	

Table 27: Think of where you live most of the time. Which of the following people live there with you? Other Children

Response	6	8	10	12	Total	
No	97.4	93.8	94.0	91.7	94.4	
Yes	2.6	6.2	6.0	8.3	5.6	
N of Valid	156	209	134	108	607	
N of Miss	0	0	0	0	0	

Table 28: In my school, students have lots of chances to help decide things like class activities and rules.

Response	6	8	10	12	Total	
NO!	16.7	12.1	13.5	9.7	13.2	
no	43.6	42.0	43.6	37.9	42.1	
yes	34.6	41.1	35.3	42.7	38.4	
YES!	5.1	4.8	7.5	9.7	6.3	
N of Valid	156	207	133	103	599	
N of Miss	2	3	2	5	12	

Table 29: Teachers ask me to work on special classroom projects.

Response	6	8	10	12	Total	
NO!	12.3	11.6	2.3	14.6	10.2	
no	39.4	48.8	46.2	42.7	44.7	
yes	35.5	35.3	45.5	38.8	38.2	
YES!	12.9	4.3	6.1	3.9	6.9	
N of Valid	155	207	132	103	597	
N of Miss	3	3	3	5	14	

Table 30: My teacher(s) notices when I am doing a good job and lets me know about it.

Response	6	8	10	12	Total
NO!	3.8	8.3	6.8	9.7	7.0
no	12.2	25.9	17.4	28.2	20.8
yes	55.1	53.7	61.4	45.6	54.4
YES!	28.8	12.2	14.4	16.5	17.8
N of Valid	156	205	132	103	596
N of Miss	2	5	3	5	15

Table 31: There are lots of chances for students in my school to get involved in sports, clubs, and other school activities outside of class.

Response	6	8	10	12	Total
NO!	4.5	0.0	0.0	1.9	1.5
no	8.9	5.8	2.2	6.7	6.0
yes	38.9	41.3	43.3	44.8	41.7
YES!	47.8	52.9	54.5	46.7	50.8
N of Valid	157	208	134	105	604
N of Miss	1	2	1	3	7

Table 32: There are lots of chances for students in my school to talk with a teacher one-on-one.

Response	6	8	10	12	Total
NO!	2.6	2.9	2.3	3.8	2.8
no	13.6	17.9	15.2	17.3	16.1
yes	52.6	55.1	60.6	50.0	54.8
YES!	31.2	24.2	22.0	28.8	26.3
N of Valid	154	207	132	104	597
N of Miss	4	3	3	4	14

Table 33: I feel safe at my school.





Response	6	8	10	12	Total	
NO!	3.9	2.5	7.5	11.5	5.6	
no	17.0	12.3	17.2	11.5	14.5	
yes	31.4	55.7	49.3	54.8	47.8	
YES!	47.7	29.6	26.1	22.1	32.2	
N of Valid	153	203	134	104	594	
N of Miss	5	7	1	4	17	

Table 34: The school lets my parents know when I have done something well.





Response	6	8	10	12	Total	
NO!	5.8	9.6	18.7	21.2	12.7	
no	26.0	53.4	47.8	46.2	43.8	
yes	51.3	30.8	27.6	25.0	34.3	
YES!	16.9	6.2	6.0	7.7	9.2	
N of Valid	154	208	134	104	600	
N of Miss	4	2	1	4	11	

Table 35: My teachers praise me when I work hard in school.





Response	6	8	10	12	Total	
NO!	11.0	17.6	15.0	10.6	14.1	
no	33.8	49.0	45.1	40.4	42.7	
yes	41.6	29.4	33.1	40.4	35.3	
YES!	13.6	3.9	6.8	8.7	7.9	
N of Valid	154	204	133	104	595	
N of Miss	4	6	2	4	16	

Table 36: Are your school grades better than the grades of most students in your class?

Response	6	8	10	12	Total
NO!	11.9	9.7	3.8	5.8	8.3
no	31.1	37.4	36.1	32.0	34.6
yes	47.0	45.1	48.1	51.5	47.4
YES!	9.9	7.8	12.0	10.7	9.8
N of Valid	151	206	133	103	593
N of Miss	7	4	2	5	18

Table 37: I have lots of chances to be part of class discussions or activities.

Response	6	8	10	12	Total
NO!	1.9	4.3	0.8	1.9	2.5
no	13.0	17.3	15.8	19.2	16.2
yes	52.6	55.3	65.4	60.6	57.8
YES!	32.5	23.1	18.0	18.3	23.5
N of Valid	154	208	133	104	599
N of Miss	4	2	2	4	12

Table 38: Now thinking back over the past year in school, how often did you: enjoy being in school?

Response	6	8	10	12	Total
Never	8.9	10.2	12.7	13.3	11.0
Seldom	10.2	15.0	14.9	20.0	14.6
Sometimes	31.2	37.9	42.5	36.2	36.9
Often	31.8	24.3	20.1	22.9	25.1
Almost always	17.8	12.6	9.7	7.6	12.5
N of Valid	157	206	134	105	602
N of Miss	1	4	1	3	9

Table 39: Now thinking back over the past year in school, how often did you: hate being in school?

Response	6	8	10	12	Total	
Never	14.7	7.8	2.2	3.8	7.7	
Seldom	38.5	24.3	18.7	20.0	26.0	
Sometimes	24.4	33.0	44.8	36.2	33.9	
Often	8.3	19.9	20.9	21.0	17.3	
Almost always	14.1	15.0	13.4	19.0	15.1	
N of Valid	156	206	134	105	601	
N of Miss	2	4	1	3	10	

Table 40: Now thinking back over the past year in school, how often did you: try to do your best work in school?

Response	6	8	10	12	Total	
Never	0.0	0.5	0.8	1.9	0.7	
Seldom	1.3	1.4	3.0	5.7	2.5	
Sometimes	6.4	11.1	18.8	18.1	12.8	
Often	19.2	29.0	36.1	30.5	28.3	
Almost always	73.1	58.0	41.4	43.8	55.7	
N of Valid	156	207	133	105	601	
N of Miss	2	3	2	3	10	

Table 41: How often do you feel that the school work you are assigned is meaningful and important?

Response	6	8	10	12	Total	
Never	5.1	4.3	5.3	14.6	6.5	
Seldom	10.3	19.8	22.6	27.2	19.2	
Sometimes	15.4	30.4	41.4	29.1	28.7	
Often	32.1	27.1	19.5	20.4	25.5	
Almost always	37.2	18.4	11.3	8.7	20.0	
N of Valid	156	207	133	103	599	
N of Miss	2	3	2	5	12	

Table 42: Putting them all together, what were your grades like last year?

Response	6	8	10	12	Total
Mostly F's	0.7	0.5	1.5	0.0	0.7
Mostly D's	1.4	2.0	2.3	2.9	2.1
Mostly C's	11.7	23.2	17.7	20.6	18.6
Mostly B's	35.9	40.4	42.3	40.2	39.7
Mostly A's	50.3	33.8	36.2	36.3	39.0
N of Valid	145	198	130	102	575
N of Miss	13	12	5	6	36

Table 43: How important do you think the things you are learning in school are going to be for your later life?

Response	6	8	10	12	Total
Very important	57.7	24.0	16.5	9.5	28.6
Quite important	19.2	24.5	18.0	15.2	20.1
Fairly important	16.7	31.2	36.8	37.1	29.7
Slightly important	3.8	16.8	22.6	27.6	16.6
Not at all important	2.6	3.4	6.0	10.5	5.0
N of Valid	156	208	133	105	602
N of Miss	2	2	2	3	9

Table 44: During the LAST FOUR WEEKS how many whole days of school have you missed because you skipped or "cut"?

Response	6	8	10	12	Total
None	69.9	69.7	73.5	61.9	69.2
1	9.2	11.1	10.6	13.3	10.9
2	6.5	9.1	6.1	7.6	7.5
3	7.2	4.3	6.1	5.7	5.7
4-5	5.9	4.3	3.0	7.6	5.0
6-10	1.3	0.5	0.0	2.9	1.0
11 or more	0.0	1.0	0.8	1.0	0.7
N of Valid	153	208	132	105	598
N of Miss	5	2	3	3	13

Table 45: What are the chances you would be seen as cool if you: smoked cigarettes?


Response	6	8	10	12	Total	
No or very little chance	91.0	77.9	63.6	69.6	76.7	
Little chance	4.5	15.2	17.4	15.7	13.0	
Some chance	2.6	2.9	12.1	10.8	6.2	
Pretty good chance	1.9	3.4	6.1	1.0	3.2	
Very good chance	0.0	0.5	0.8	2.9	0.8	
N of Valid	155	204	132	102	593	
N of Miss	3	6	3	6	18	

Table 46: What are the chances you would be seen as cool if you: worked hard at school?

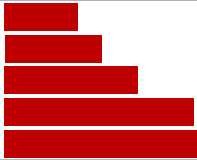
Response	6	8	10	12	Total	
No or very little chance	7.0	7.9	13.6	10.9	9.4	
Little chance	4.5	13.8	19.7	17.8	13.3	
Some chance	9.6	23.2	24.2	20.8	19.4	
Pretty good chance	31.8	31.0	20.5	29.7	28.7	
Very good chance	47.1	24.1	22.0	20.8	29.2	
N of Valid	157	203	132	101	593	
N of Miss	1	7	3	7	18	

Table 47: What are the chances you would be seen as cool if you: began drinking alcoholic beverages regularly, that is, at least once or twice a month?


Response	6	8	10	12	Total	
No or very little chance	89.7	71.2	45.0	52.9	67.1	
Little chance	6.5	13.7	16.0	15.7	12.6	
Some chance	1.3	8.3	23.7	15.7	11.1	
Pretty good chance	0.6	4.9	12.2	7.8	5.9	
Very good chance	1.9	2.0	3.1	7.8	3.2	
N of Valid	155	205	131	102	593	
N of Miss	3	5	4	6	18	

Table 48: What are the chances you would be seen as cool if you: defended someone who was being bullied?






Response	6	8	10	12	Total	
No or very little chance	9.1	7.8	12.1	12.7	10.0	
Little chance	7.1	9.3	10.6	7.8	8.8	
Some chance	15.6	27.5	24.2	24.5	23.1	
Pretty good chance	24.7	27.5	33.3	31.4	28.7	
Very good chance	43.5	27.9	19.7	23.5	29.4	
N of Valid	154	204	132	102	592	
N of Miss	4	6	3	6	19	

Table 49: What are the chances you would be seen as cool if you: smoked marijuana?






Response	6	8	10	12	Total	
No or very little chance	92.2	75.4	50.0	59.8	71.5	
Little chance	3.2	12.3	15.4	11.8	10.5	
Some chance	0.6	5.4	14.6	11.8	7.3	
Pretty good chance	1.3	3.4	10.8	5.9	4.9	
Very good chance	2.6	3.4	9.2	10.8	5.8	
N of Valid	154	203	130	102	589	
N of Miss	4	7	5	6	22	

Table 50: What are the chances you would be seen as cool if you: carried a handgun?






Response	6	8	10	12	Total	
No or very little chance	80.6	74.1	63.4	78.4	74.2	
Little chance	11.0	10.7	16.0	8.8	11.6	
Some chance	3.9	6.3	11.5	6.9	6.9	
Pretty good chance	0.6	4.4	3.1	2.9	2.9	
Very good chance	3.9	4.4	6.1	2.9	4.4	
N of Valid	155	205	131	102	593	
N of Miss	3	5	4	6	18	

Table 51: What are the chances you would be seen as cool if you: used e-cigarettes, e-cigars or e-hookahs (vaping)?






Response	6	8	10	12	Total	
No or very little chance	83.8	68.3	51.5	64.7	68.0	
Little chance	9.1	15.1	12.1	11.8	12.3	
Some chance	1.3	5.4	15.9	11.8	7.8	
Pretty good chance	3.9	3.9	12.1	5.9	6.1	
Very good chance	1.9	7.3	8.3	5.9	5.9	
N of Valid	154	205	132	102	593	
N of Miss	4	5	3	6	18	

Table 52: What are the chances you would be seen as cool if you: bullied someone or cyber bullied someone?






Response	6	8	10	12	Total	
No or very little chance	83.8	68.3	51.5	64.7	68.0	
Little chance	9.1	15.1	12.1	11.8	12.3	
Some chance	1.3	5.4	15.9	11.8	7.8	
Pretty good chance	3.9	3.9	12.1	5.9	6.1	
Very good chance	1.9	7.3	8.3	5.9	5.9	
N of Valid	154	205	132	102	593	
N of Miss	4	5	3	6	18	

Table 53: Think of your four best friends (the friends you feel closest to). In the past year (12 months), how many of your best friends have: participated in clubs, organizations or activities at school?






Response	6	8	10	12	Total	
0	17.1	10.3	9.9	10.9	12.1	
1	11.2	8.4	9.9	19.8	11.4	
2	16.4	16.7	13.0	15.8	15.7	
3	21.1	12.8	18.3	16.8	16.9	
4	34.2	51.7	48.9	36.6	44.0	
N of Valid	152	203	131	101	587	
N of Miss	6	7	4	7	24	

Table 54: Think of your four best friends (the friends you feel closest to). In the past year (12 months), how many of your best friends have: smoked cigarettes?






Response	6	8	10	12	Total	
0	92.2	81.0	61.8	48.5	74.0	
1	3.9	9.5	22.9	16.8	12.3	
2	2.0	5.0	10.7	12.9	6.8	
3	0.0	2.5	2.3	5.9	2.4	
4	2.0	2.0	2.3	15.8	4.4	
N of Valid	153	200	131	101	585	
N of Miss	5	10	4	7	26	

Table 55: Think of your four best friends (the friends you feel closest to). In the past year (12 months), how many of your best friends have: tried beer, wine or hard liquor (for example, vodka, whiskey, or gin) when their parents didn't know about it?






Response	6	8	10	12	Total	
0	87.8	66.7	37.4	37.6	60.8	
1	7.1	13.2	29.0	15.8	15.5	
2	3.8	6.4	15.3	13.9	9.0	
3	0.0	7.4	6.1	5.9	4.9	
4	1.3	6.4	12.2	26.7	9.8	
N of Valid	156	204	131	101	592	
N of Miss	2	6	4	7	19	

Table 56: Think of your four best friends (the friends you feel closest to). In the past year (12 months), how many of your best friends have: used e-cigarettes, e-cigars, or e-hookahs?






Response	6	8	10	12	Total	
0	90.8	82.0	63.1	58.0	76.0	
1	7.2	6.8	19.2	12.0	10.5	
2	0.7	5.4	9.2	9.0	5.6	
3	0.7	3.9	3.8	8.0	3.7	
4	0.7	2.0	4.6	13.0	4.1	
N of Valid	153	205	130	100	588	
N of Miss	5	5	5	8	23	

Table 57: Think of your four best friends (the friends you feel closest to). In the past year (12 months), how many of your best friends have: used marijuana?






Response	6	8	10	12	Total	
0	97.4	82.4	65.6	53.5	77.7	
1	1.9	8.8	16.8	19.8	10.6	
2	0.0	3.9	12.2	9.9	5.7	
3	0.0	2.5	1.5	3.0	1.7	
4	0.6	2.5	3.8	13.9	4.2	
N of Valid	156	204	131	101	592	
N of Miss	2	6	4	7	19	

Table 58: Think of your four best friends (the friends you feel closest to). In the past year (12 months), how many of your best friends have: used prescription drugs or non-prescription drugs for the purpose of getting high?






Response	6	8	10	12	Total	
0	96.1	93.7	83.1	84.2	90.4	
1	2.6	2.4	10.0	8.9	5.2	
2	0.6	2.0	3.8	2.0	2.0	
3	0.0	0.0	2.3	2.0	0.8	
4	0.6	2.0	0.8	3.0	1.5	
N of Valid	155	205	130	101	591	
N of Miss	3	5	5	7	20	

Table 59: Think of your four best friends (the friends you feel closest to). In the past year (12 months), how many of your best friends have: used synthetic marijuana (K2, spice) or bath salts?






Response	6	8	10	12	Total	
0	100.0	96.1	93.1	92.1	95.8	
1	0.0	2.4	5.3	5.0	2.9	
2	0.0	0.5	0.8	0.0	0.3	
3	0.0	0.5	0.8	1.0	0.5	
4	0.0	0.5	0.0	2.0	0.5	
N of Valid	154	205	131	101	591	
N of Miss	4	5	4	7	20	

Table 60: Think of your four best friends (the friends you feel closest to). In the past year (12 months), how many of your best friends have: used LSD, cocaine, amphetamines, or other illegal drugs?






Response	6	8	10	12	Total	
0	98.1	96.5	94.7	81.2	93.9	
1	1.3	2.0	3.8	8.9	3.4	
2	0.0	1.0	0.8	5.9	1.5	
3	0.6	0.5	0.8	2.0	0.8	
4	0.0	0.0	0.0	2.0	0.3	
N of Valid	156	201	131	101	589	
N of Miss	2	9	4	7	22	

Table 61: Think of your four best friends (the friends you feel closest to). In the past year (12 months), how many of your best friends have: been bullied?






Response	6	8	10	12	Total	
0	25.8	43.1	41.5	59.4	41.0	
1	24.5	21.1	17.7	16.8	20.5	
2	20.0	15.7	14.6	9.9	15.6	
3	7.7	7.8	6.9	5.0	7.1	
4	21.9	12.3	19.2	8.9	15.8	
N of Valid	155	204	130	101	590	
N of Miss	3	6	5	7	21	

Table 62: Think of your four best friends (the friends you feel closest to). In the past year (12 months), how many of your best friends have: been suspended from school?






Response	6	8	10	12	Total	
0	81.2	66.7	61.8	80.2	71.7	
1	7.8	19.6	21.4	10.9	15.4	
2	7.8	8.3	9.9	5.0	8.0	
3	1.9	2.9	3.1	1.0	2.4	
4	1.3	2.5	3.8	3.0	2.5	
N of Valid	154	204	131	101	590	
N of Miss	4	6	4	7	21	

Table 63: Think of your four best friends (the friends you feel closest to). In the past year (12 months), how many of your best friends have: carried a handgun?






Response	6	8	10	12	Total	
0	93.6	91.7	92.4	86.1	91.4	
1	3.8	2.9	3.1	5.9	3.7	
2	0.6	2.0	0.0	4.0	1.5	
3	0.0	0.5	0.0	1.0	0.3	
4	1.9	2.9	4.6	3.0	3.0	
N of Valid	156	204	131	101	592	
N of Miss	2	6	4	7	19	

Table 64: Think of your four best friends (the friends you feel closest to). In the past year (12 months), how many of your best friends have: sold illegal drugs?






Response	6	8	10	12	Total	
0	98.7	95.1	90.8	78.0	92.2	
1	0.6	2.9	6.2	14.0	4.9	
2	0.0	2.0	2.3	3.0	1.7	
3	0.0	0.0	0.0	2.0	0.3	
4	0.6	0.0	0.8	3.0	0.8	
N of Valid	155	204	130	100	589	
N of Miss	3	6	5	8	22	

Table 65: Think of your four best friends (the friends you feel closest to). In the past year (12 months), how many of your best friends have: regularly attended religious services?






Response	6	8	10	12	Total	
0	25.6	16.8	22.3	34.7	23.4	
1	12.2	15.8	16.2	18.8	15.4	
2	13.5	17.3	23.8	21.8	18.5	
3	16.7	19.8	22.3	9.9	17.8	
4	32.1	30.2	15.4	14.9	24.8	
N of Valid	156	202	130	101	589	
N of Miss	2	8	5	7	22	

Table 66: Think of your four best friends (the friends you feel closest to). In the past year (12 months), how many of your best friends have: stolen or tried to steal a motor vehicle such as a car or motorcycle?






Response	6	8	10	12	Total	
0	98.7	95.6	93.1	96.0	95.9	
1	0.0	2.5	3.8	3.0	2.2	
2	0.6	0.5	2.3	0.0	0.8	
3	0.0	1.0	0.8	0.0	0.5	
4	0.6	0.5	0.0	1.0	0.5	
N of Valid	156	203	130	100	589	
N of Miss	2	7	5	8	22	

Table 67: Think of your four best friends (the friends you feel closest to). In the past year (12 months), how many of your best friends have: been arrested?






Response	6	8	10	12	Total	
0	96.2	92.2	88.5	89.0	91.9	
1	1.9	6.3	9.2	5.0	5.6	
2	1.9	1.0	0.0	5.0	1.7	
3	0.0	0.5	1.5	0.0	0.5	
4	0.0	0.0	0.8	1.0	0.3	
N of Valid	156	205	130	100	591	
N of Miss	2	5	5	8	20	

Table 68: Think of your four best friends (the friends you feel closest to). In the past year (12 months), how many of your best friends have: dropped out of school?






Response	6	8	10	12	Total	
0	96.1	97.1	96.2	90.1	95.4	
1	2.6	2.9	2.3	6.9	3.4	
2	0.6	0.0	0.8	1.0	0.5	
3	0.0	0.0	0.8	1.0	0.3	
4	0.6	0.0	0.0	1.0	0.3	
N of Valid	155	204	130	101	590	
N of Miss	3	6	5	7	21	

Table 69: Think of your four best friends (the friends you feel closest to). In the past year (12 months), how many of your best friends have: been members of a gang?






Response	6	8	10	12	Total	
0	94.9	92.2	95.4	94.1	93.9	
1	3.2	3.9	3.8	4.0	3.7	
2	1.3	1.5	0.0	1.0	1.0	
3	0.0	0.5	0.0	0.0	0.2	
4	0.6	2.0	0.8	1.0	1.2	
N of Valid	156	205	130	101	592	
N of Miss	2	5	5	7	19	

Table 70: How old were you when you first: smoked marijuana?










Response	6	8	10	12	Total	
Never	96.8	92.2	83.7	64.4	86.8	
10 or younger	1.3	0.5	1.6	1.0	1.0	
11	1.9	0.5	0.0	0.0	0.7	
12	0.0	2.9	1.6	4.0	2.0	
13	0.0	3.9	2.3	5.0	2.7	
14	0.0	0.0	3.1	7.9	2.0	
15	0.0	0.0	4.7	4.0	1.7	
16	0.0	0.0	3.1	5.9	1.7	
17 or older	0.0	0.0	0.0	7.9	1.4	
N of Valid	155	206	129	101	591	
N of Miss	3	4	6	7	20	

Table 71: How old were you when you first: smoked a cigarette, even just a puff?










Response	6	8	10	12	Total	
Never	89.6	83.7	67.4	53.5	76.6	
10 or younger	6.5	5.9	6.2	10.1	6.8	
11	3.2	1.5	3.1	0.0	2.1	
12	0.6	4.4	3.9	3.0	3.1	
13	0.0	3.9	3.9	1.0	2.4	
14	0.0	0.5	8.5	6.1	3.1	
15	0.0	0.0	6.2	7.1	2.6	
16	0.0	0.0	0.8	9.1	1.7	
17 or older	0.0	0.0	0.0	10.1	1.7	
N of Valid	154	203	129	99	585	
N of Miss	4	7	6	9	26	

Table 72: How old were you when you first: had more than a sip or two of beer, wine or hard liquor (for example, vodka, whiskey, or gin)?










Response	6	8	10	12	Total	
Never	85.9	68.6	42.6	42.0	63.0	
10 or younger	8.3	8.8	12.4	8.0	9.3	
11	3.8	3.4	3.9	2.0	3.4	
12	1.3	6.4	4.7	4.0	4.2	
13	0.6	10.8	6.2	5.0	6.1	
14	0.0	2.0	10.9	9.0	4.6	
15	0.0	0.0	12.4	9.0	4.2	
16	0.0	0.0	6.2	10.0	3.1	
17 or older	0.0	0.0	0.8	11.0	2.0	
N of Valid	156	204	129	100	589	
N of Miss	2	6	6	8	22	

Table 73: How old were you when you first: began drinking alcoholic beverages regularly, that is, at least once or twice a month?










Response	6	8	10	12	Total	
Never	97.4	94.1	86.9	75.8	90.3	
10 or younger	1.9	0.5	0.0	1.0	0.8	
11	0.6	0.0	0.0	0.0	0.2	
12	0.0	1.5	1.5	2.0	1.2	
13	0.0	2.9	0.8	1.0	1.4	
14	0.0	1.0	3.1	3.0	1.5	
15	0.0	0.0	5.4	3.0	1.7	
16	0.0	0.0	2.3	7.1	1.7	
17 or older	0.0	0.0	0.0	7.1	1.2	
N of Valid	156	204	130	99	589	
N of Miss	2	6	5	9	22	

Table 74: How old were you when you first: used Pegaramide (peg, Peggy)?


Response	6	8	10	12	Total	
Never	100.0	100.0	100.0	100.0	100.0	
10 or younger	0.0	0.0	0.0	0.0	0.0	
11	0.0	0.0	0.0	0.0	0.0	
12	0.0	0.0	0.0	0.0	0.0	
13	0.0	0.0	0.0	0.0	0.0	
14	0.0	0.0	0.0	0.0	0.0	
15	0.0	0.0	0.0	0.0	0.0	
16	0.0	0.0	0.0	0.0	0.0	
17 or older	0.0	0.0	0.0	0.0	0.0	
N of Valid	148	205	130	99	582	
N of Miss	10	5	5	9	29	

Table 75: How old were you when you first: got suspended from school?










Response	6	8	10	12	Total	
Never	90.3	84.9	81.5	73.0	83.5	
10 or younger	6.5	5.9	0.8	4.0	4.6	
11	2.6	1.5	3.1	1.0	2.0	
12	0.6	4.4	2.3	1.0	2.4	
13	0.0	2.4	5.4	7.0	3.2	
14	0.0	1.0	4.6	5.0	2.2	
15	0.0	0.0	0.8	2.0	0.5	
16	0.0	0.0	1.5	4.0	1.0	
17 or older	0.0	0.0	0.0	3.0	0.5	
N of Valid	154	205	130	100	589	
N of Miss	4	5	5	8	22	

Table 76: How old were you when you first: got arrested?









Response	6	8	10	12	Total	
Never	98.1	96.6	96.9	94.9	96.8	
10 or younger	1.9	1.5	0.0	1.0	1.2	
11	0.0	0.0	0.0	0.0	0.0	
12	0.0	1.0	0.0	1.0	0.5	
13	0.0	1.0	0.8	0.0	0.5	
14	0.0	0.0	1.5	0.0	0.3	
15	0.0	0.0	0.8	1.0	0.3	
16	0.0	0.0	0.0	1.0	0.2	
17 or older	0.0	0.0	0.0	1.0	0.2	
N of Valid	154	205	130	99	588	
N of Miss	4	5	5	9	23	

Table 77: How old were you when you first: carried a handgun?










Response	6	8	10	12	Total	
Never	96.8	90.7	93.8	89.0	92.7	
10 or younger	0.6	2.9	1.6	3.0	2.0	
11	1.3	2.0	0.0	0.0	1.0	
12	0.6	1.0	1.6	2.0	1.2	
13	0.0	2.9	0.8	2.0	1.5	
14	0.0	0.5	0.8	0.0	0.3	
15	0.6	0.0	0.8	1.0	0.5	
16	0.0	0.0	0.8	1.0	0.3	
17 or older	0.0	0.0	0.0	2.0	0.3	
N of Valid	155	204	129	100	588	
N of Miss	3	6	6	8	23	

Table 78: How old were you when you first: used e-cigarettes, e-cigars, or e-hookahs (vaping)?










Response	6	8	10	12	Total	
Never	91.6	86.8	73.6	69.3	82.2	
10 or younger	3.9	0.0	0.0	1.0	1.2	
11	4.5	2.5	0.0	1.0	2.2	
12	0.0	4.9	3.1	1.0	2.5	
13	0.0	3.9	3.1	2.0	2.4	
14	0.0	2.0	5.4	3.0	2.4	
15	0.0	0.0	11.6	6.9	3.7	
16	0.0	0.0	3.1	7.9	2.0	
17 or older	0.0	0.0	0.0	7.9	1.4	
N of Valid	155	204	129	101	589	
N of Miss	3	6	6	7	22	

Table 79: How old were you when you first: belonged to a gang?


Response	6	8	10	12	Total	
Never	96.1	97.1	98.5	98.0	97.3	
10 or younger	2.6	0.5	0.0	2.0	1.2	
11	0.6	0.0	0.0	0.0	0.2	
12	0.6	1.5	0.0	0.0	0.7	
13	0.0	0.5	0.0	0.0	0.2	
14	0.0	0.5	0.0	0.0	0.2	
15	0.0	0.0	1.5	0.0	0.3	
16	0.0	0.0	0.0	0.0	0.0	
17 or older	0.0	0.0	0.0	0.0	0.0	
N of Valid	154	206	130	99	589	
N of Miss	4	4	5	9	22	

Table 80: How old were you when you first: used prescription drugs not prescribed to you?


Response	6	8	10	12	Total	
Never	98.7	95.6	93.8	92.9	95.6	
10 or younger	0.0	2.4	0.0	1.0	1.0	
11	0.6	0.5	0.0	0.0	0.3	
12	0.6	0.0	0.0	0.0	0.2	
13	0.0	1.5	0.8	2.0	1.0	
14	0.0	0.0	3.1	2.0	1.0	
15	0.0	0.0	2.3	0.0	0.5	
16	0.0	0.0	0.0	1.0	0.2	
17 or older	0.0	0.0	0.0	1.0	0.2	
N of Valid	156	205	129	99	589	
N of Miss	2	5	6	9	22	

Table 81: How wrong do you think it is for someone your age to: take a handgun to school?

Response	6	8	10	12	Total	
Very wrong	85.9	87.6	80.6	87.3	85.6	
Wrong	10.3	7.2	12.4	4.9	8.7	
A little bit wrong	2.6	4.3	3.9	3.9	3.7	
Not at all wrong	1.3	1.0	3.1	3.9	2.0	
N of Valid	156	209	129	102	596	
N of Miss	2	1	6	6	15	

Table 82: How wrong do you think it is for someone your age to: steal anything?

Response	6	8	10	12	Total	
Very wrong	74.5	68.3	66.9	76.0	70.9	
Wrong	22.3	26.9	25.4	17.0	23.7	
A little bit wrong	2.5	4.3	6.2	7.0	4.7	
Not at all wrong	0.6	0.5	1.5	0.0	0.7	
N of Valid	157	208	130	100	595	
N of Miss	1	2	5	8	16	

Table 83: How wrong do you think it is for someone your age to: pick a fight with someone?

Response	6	8	10	12	Total	
Very wrong	57.3	38.5	29.7	51.0	43.7	
Wrong	24.8	41.3	42.2	29.0	35.1	
A little bit wrong	14.0	15.4	23.4	13.0	16.4	
Not at all wrong	3.8	4.8	4.7	7.0	4.9	
N of Valid	157	208	128	100	593	
N of Miss	1	2	7	8	18	

Table 84: How wrong do you think it is for someone your age to: attack someone with the idea of seriously hurting them?





Response	6	8	10	12	Total	
Very wrong	90.3	83.2	68.8	78.0	81.0	
Wrong	6.5	13.9	21.1	12.0	13.2	
A little bit wrong	2.6	1.0	9.4	6.0	4.1	
Not at all wrong	0.6	1.9	0.8	4.0	1.7	
N of Valid	155	208	128	100	591	
N of Miss	3	2	7	8	20	

Table 85: How wrong do you think it is for someone your age to: stay away from school all day when their parents think they are at school?





Response	6	8	10	12	Total	
Very wrong	79.5	67.0	56.6	60.4	66.9	
Wrong	16.7	25.4	29.5	16.8	22.5	
A little bit wrong	2.6	6.7	12.4	18.8	8.9	
Not at all wrong	1.3	1.0	1.6	4.0	1.7	
N of Valid	156	209	129	101	595	
N of Miss	2	1	6	7	16	

Table 86: How wrong do you think it is for someone your age to: drink beer, wine or hard liquor (for example, vodka, whiskey, or gin) regularly?





Response	6	8	10	12	Total	
Very wrong	85.9	72.2	45.0	48.5	65.9	
Wrong	7.7	16.7	34.9	19.8	18.8	
A little bit wrong	3.8	7.7	16.3	18.8	10.4	
Not at all wrong	2.6	3.3	3.9	12.9	4.9	
N of Valid	156	209	129	101	595	
N of Miss	2	1	6	7	16	

Table 87: How wrong do you think it is for someone your age to: smoke cigarettes?





Response	6	8	10	12	Total	
Very wrong	86.5	78.9	61.2	50.0	72.1	
Wrong	7.1	14.4	26.4	20.6	16.1	
A little bit wrong	5.2	4.8	9.3	16.7	7.9	
Not at all wrong	1.3	1.9	3.1	12.7	3.9	
N of Valid	155	209	129	102	595	
N of Miss	3	1	6	6	16	

Table 88: How wrong do you think it is for someone your age to: smoke marijuana?





Response	6	8	10	12	Total	
Very wrong	88.9	83.7	66.7	53.9	76.2	
Wrong	6.5	7.7	17.8	12.7	10.5	
A little bit wrong	2.0	5.3	9.3	16.7	7.3	
Not at all wrong	2.6	3.3	6.2	16.7	6.1	
N of Valid	153	209	129	102	593	
N of Miss	5	1	6	6	18	

Table 89: How wrong do you think it is for someone your age to: use prescription drugs or non-prescription drugs for the purpose of getting high?





Response	6	8	10	12	Total	
Very wrong	93.6	90.8	81.4	85.0	88.5	
Wrong	4.5	7.7	15.5	9.0	8.8	
A little bit wrong	0.0	0.5	1.6	3.0	1.0	
Not at all wrong	1.9	1.0	1.6	3.0	1.7	
N of Valid	156	207	129	100	592	
N of Miss	2	3	6	8	19	

Table 90: How wrong do you think it is for someone your age to: use synthetic marijuana (K2, spice) or bath salts?

Response	6	8	10	12	Total	
Very wrong	95.5	92.3	86.8	89.2	91.4	
Wrong	3.2	6.3	12.4	6.9	6.9	
A little bit wrong	0.6	0.5	0.0	1.0	0.5	
Not at all wrong	0.6	1.0	0.8	2.9	1.2	
N of Valid	156	207	129	102	594	
N of Miss	2	3	6	6	17	

Table 91: How wrong do you think it is for someone your age to: use LSD, cocaine, amphetamines or another illegal drug?

Response	6	8	10	12	Total	
Very wrong	94.2	93.3	86.8	89.1	91.4	
Wrong	3.2	5.3	11.6	5.9	6.2	
A little bit wrong	1.3	0.5	1.6	3.0	1.3	
Not at all wrong	1.3	1.0	0.0	2.0	1.0	
N of Valid	155	208	129	101	593	
N of Miss	3	2	6	7	18	

Table 92: How wrong do you think it is for someone your age to: use e-cigarettes, e-cigars or e-hookahs (vaping)?

Response	6	8	10	12	Total	
Very wrong	78.7	71.5	55.8	46.5	65.7	
Wrong	10.3	12.1	18.6	15.8	13.7	
A little bit wrong	6.5	10.6	20.9	16.8	12.8	
Not at all wrong	4.5	5.8	4.7	20.8	7.8	
N of Valid	155	207	129	101	592	
N of Miss	3	3	6	7	19	

Table 93: At school during the past 12 months, did you receive help from the resource teacher, speech therapist or other special education teacher?

Response	6	8	10	12	Total
No	0.0	0.0	0.0	0.0	0.0
Yes	0.0	0.0	0.0	0.0	0.0
N of Valid	0	0	0	0	0
N of Miss	0	0	0	0	0

Table 94: How many times in the past year (12 months) have you: been suspended from school?

Response	6	8	10	12	Total
Never	94.9	91.8	90.7	86.0	91.4
1 to 2 times	3.8	6.8	8.5	14.0	7.6
3 to 5 times	1.3	1.0	0.8	0.0	0.8
6 to 9 times	0.0	0.5	0.0	0.0	0.2
10+ times	0.0	0.0	0.0	0.0	0.0
N of Valid	157	207	129	100	593
N of Miss	1	3	6	8	18

Table 95: How many times in the past year (12 months) have you: carried a handgun?

Response	6	8	10	12	Total
Never	95.5	91.3	96.1	91.9	93.6
1 to 2 times	2.6	4.8	0.8	1.0	2.7
3 to 5 times	0.0	2.4	0.8	1.0	1.2
6 to 9 times	0.0	1.0	0.8	3.0	1.0
10+ times	1.9	0.5	1.6	3.0	1.5
N of Valid	156	207	129	99	591
N of Miss	2	3	6	9	20

Table 96: How many times in the past year (12 months) have you: sold illegal drugs?






Response	6	8	10	12	Total	
Never	99.4	99.5	99.2	93.1	98.3	
1 to 2 times	0.0	0.5	0.0	1.0	0.3	
3 to 5 times	0.0	0.0	0.0	2.0	0.3	
6 to 9 times	0.0	0.0	0.0	1.0	0.2	
10+ times	0.6	0.0	0.8	3.0	0.8	
N of Valid	156	207	128	101	592	
N of Miss	2	3	7	7	19	

Table 97: How many times in the past year (12 months) have you: stolen or tried to steal a motor vehicle such as a car or motorcycle?





Response	6	8	10	12	Total	
Never	98.1	98.6	99.2	99.0	98.7	
1 to 2 times	1.9	1.0	0.0	1.0	1.0	
3 to 5 times	0.0	0.5	0.0	0.0	0.2	
6 to 9 times	0.0	0.0	0.8	0.0	0.2	
10+ times	0.0	0.0	0.0	0.0	0.0	
N of Valid	156	208	129	100	593	
N of Miss	2	2	6	8	18	

Table 98: How many times in the past year (12 months) have you: participated in clubs, organizations or activities at school?






Response	6	8	10	12	Total	
Never	34.6	29.1	26.4	27.7	29.7	
1 to 2 times	26.8	18.0	13.2	19.8	19.5	
3 to 5 times	14.4	14.6	9.3	18.8	14.1	
6 to 9 times	5.2	4.9	7.8	10.9	6.6	
10+ times	19.0	33.5	43.4	22.8	30.1	
N of Valid	153	206	129	101	589	
N of Miss	5	4	6	7	22	

Table 99: How many times in the past year (12 months) have you: been arrested?

Response	6	8	10	12	Total	
Never	96.1	98.1	98.4	96.0	97.3	
1 to 2 times	3.2	1.9	1.6	4.0	2.5	
3 to 5 times	0.0	0.0	0.0	0.0	0.0	
6 to 9 times	0.6	0.0	0.0	0.0	0.2	
10+ times	0.0	0.0	0.0	0.0	0.0	
N of Valid	155	207	129	100	591	
N of Miss	3	3	6	8	20	

Table 100: How many times in the past year (12 months) have you: attacked someone with the idea of seriously hurting them?

Response	6	8	10	12	Total	
Never	94.3	92.7	89.1	94.1	92.6	
1 to 2 times	5.7	6.3	9.3	2.0	6.1	
3 to 5 times	0.0	1.0	0.8	2.0	0.8	
6 to 9 times	0.0	0.0	0.0	0.0	0.0	
10+ times	0.0	0.0	0.8	2.0	0.5	
N of Valid	157	206	129	101	593	
N of Miss	1	4	6	7	18	

Table 101: How many times in the past year (12 months) have you: been drunk or high at school?

Response	6	8	10	12	Total	
Never	98.1	97.6	93.0	85.0	94.6	
1 to 2 times	0.6	1.9	5.4	7.0	3.2	
3 to 5 times	0.0	0.0	0.0	2.0	0.3	
6 to 9 times	0.6	0.5	0.0	1.0	0.5	
10+ times	0.6	0.0	1.6	5.0	1.3	
N of Valid	157	207	129	100	593	
N of Miss	1	3	6	8	18	

Table 102: How many times in the past year (12 months) have you: taken a handgun to school?

Response	6	8	10	12	Total	
Never	98.7	100.0	99.2	99.0	99.3	
1 to 2 times	1.3	0.0	0.0	0.0	0.3	
3 to 5 times	0.0	0.0	0.0	0.0	0.0	
6 to 9 times	0.0	0.0	0.8	1.0	0.3	
10+ times	0.0	0.0	0.0	0.0	0.0	
N of Valid	156	208	128	100	592	
N of Miss	2	2	7	8	19	

Table 103: How many times in the past year (12 months) have you: used e-cigarettes, e-cigars, or e-hookahs (vaping)?

Response	6	8	10	12	Total	
Never	98.7	100.0	99.2	99.0	99.3	
1 to 2 times	1.3	0.0	0.0	0.0	0.3	
3 to 5 times	0.0	0.0	0.0	0.0	0.0	
6 to 9 times	0.0	0.0	0.8	1.0	0.3	
10+ times	0.0	0.0	0.0	0.0	0.0	
N of Valid	156	208	128	100	592	
N of Miss	2	2	7	8	19	

Table 104: Are you currently on probation, or assigned a probation officer with Juvenile Court?

Response	6	8	10	12	Total	
No	96.2	96.6	98.0	96.5	96.8	
Yes	3.8	3.4	2.0	3.5	3.2	
N of Valid	132	175	100	86	493	
N of Miss	26	35	35	22	118	

Table 105: Have you ever belonged to a gang?





Response	6	8	10	12	Total	
No	94.9	90.2	98.4	94.9	94.0	
No, but would like to	1.9	3.9	0.8	3.0	2.6	
Yes, in the past	1.9	4.9	0.0	0.0	2.2	
Yes, belong now	1.3	1.0	0.8	2.0	1.2	
Yes, but would like to get out	0.0	0.0	0.0	0.0	0.0	
N of Valid	156	204	129	99	588	
N of Miss	2	6	6	9	23	

Table 106: If you have ever belonged to a gang, did that gang have a name?




Response	6	8	10	12	Total	
No	15.6	16.6	17.3	17.3	16.6	
Yes	3.2	3.9	0.8	4.1	3.1	
I have never belonged to a gang	81.2	79.5	81.9	78.6	80.3	
N of Valid	154	205	127	98	584	
N of Miss	4	5	8	10	27	

Table 107: You are at a party at someone's house, and one of your friends offers you a drink containing alcohol. What would you say or do?





Response	6	8	10	12	Total	
Drink it	7.7	15.3	27.1	41.4	20.3	
Tell your friend, 'No thanks, I don't drink' and suggest that you and your friend go and do something else	46.5	46.3	32.6	25.3	39.8	
Just say, 'No thanks' and walk away	27.1	27.1	27.9	28.3	27.5	
Make up a good excuse, tell your friend you had something else to do, and leave	18.7	11.3	12.4	5.1	12.5	
N of Valid	155	203	129	99	586	
N of Miss	3	7	6	9	25	

Table 108: How often do you attend religious services or activities?





Response	6	8	10	12	Total	
Never	16.1	5.8	15.6	27.0	14.2	
Rarely	15.5	18.4	22.7	24.0	19.5	
1-2 Times a Month	15.5	14.5	15.6	11.0	14.4	
About Once a Week or More	52.9	61.4	46.1	38.0	51.9	
N of Valid	155	207	128	100	590	
N of Miss	3	3	7	8	21	

Table 109: I think sometimes it's okay to cheat at school.





Response	6	8	10	12	Total	
NO!	69.9	37.2	25.4	27.6	41.6	
no	25.6	45.9	39.2	39.8	38.1	
yes	3.8	15.0	29.2	22.4	16.4	
YES!	0.6	1.9	6.2	10.2	3.9	
N of Valid	156	207	130	98	591	
N of Miss	2	3	5	10	20	

Table 110: It is important to think before you act.





Response	6	8	10	12	Total	
NO!	4.5	2.0	1.5	1.0	2.4	
no	2.6	3.4	1.5	3.1	2.7	
yes	21.3	40.5	42.3	36.7	35.2	
YES!	71.6	54.1	54.6	59.2	59.7	
N of Valid	155	205	130	98	588	
N of Miss	3	5	5	10	23	

Table 111: Sometimes I think that life is not worth it.





Response	6	8	10	12	Total	
NO!	59.4	48.5	36.4	43.9	48.0	
no	13.5	23.5	27.9	23.5	21.8	
yes	21.3	21.1	24.8	21.4	22.0	
YES!	5.8	6.9	10.9	11.2	8.2	
N of Valid	155	204	129	98	586	
N of Miss	3	6	6	10	25	

Table 112: At times I think I am no good at all.





Response	6	8	10	12	Total	
NO!	39.9	36.9	26.4	28.9	34.0	
no	22.2	19.9	22.5	29.9	22.7	
yes	26.1	32.0	33.3	28.9	30.3	
YES!	11.8	11.2	17.8	12.4	13.0	
N of Valid	153	206	129	97	585	
N of Miss	5	4	6	11	26	

Table 113: All in all, I am inclined to think that I am a failure.





Response	6	8	10	12	Total	
NO!	52.9	45.1	30.8	42.9	43.6	
no	27.1	29.6	36.2	28.6	30.2	
yes	13.5	18.9	19.2	19.4	17.7	
YES!	6.5	6.3	13.8	9.2	8.5	
N of Valid	155	206	130	98	589	
N of Miss	3	4	5	10	22	

Table 114: In the past year, have you felt depressed or sad MOST days, even if you felt okay sometimes?





Response	6	8	10	12	Total	
NO!	34.0	33.5	23.1	36.7	31.9	
no	20.3	18.9	20.8	18.4	19.6	
yes	30.1	29.6	35.4	29.6	31.0	
YES!	15.7	18.0	20.8	15.3	17.5	
N of Valid	153	206	130	98	587	
N of Miss	5	4	5	10	24	

Table 115: It is all right to beat up people if they start the fight.





Response	6	8	10	12	Total	
NO!	48.4	26.3	29.2	24.5	32.5	
no	20.0	27.3	20.8	21.4	23.0	
yes	16.8	23.4	27.7	28.6	23.5	
YES!	14.8	22.9	22.3	25.5	21.1	
N of Valid	155	205	130	98	588	
N of Miss	3	5	5	10	23	

Table 116: I think it is okay to take something without asking if you can get away with it.





Response	6	8	10	12	Total	
NO!	81.8	68.0	56.2	72.4	69.7	
no	16.2	30.1	37.7	25.5	27.4	
yes	0.6	1.5	6.2	1.0	2.2	
YES!	1.3	0.5	0.0	1.0	0.7	
N of Valid	154	206	130	98	588	
N of Miss	4	4	5	10	23	

Table 117: Where do you get the most information about living a drug and alcohol free life? Parents/guardians





Response	6	8	10	12	Total	
All the time	56.7	49.8	55.1	50.5	52.8	
Most	18.7	25.4	18.9	13.1	20.1	
Some	9.3	14.1	18.1	21.2	15.0	
Very little	15.3	10.7	7.9	15.2	12.0	
N of Valid	150	205	127	99	581	
N of Miss	8	5	8	9	30	

Table 118: Where do you get the most information about living a drug and alcohol free life? Friends





Response	6	8	10	12	Total	
All the time	23.5	15.2	17.7	15.2	17.9	
Most	22.1	19.6	18.5	14.1	19.1	
Some	22.8	25.5	29.8	21.2	25.0	
Very little	31.5	39.7	33.9	49.5	38.0	
N of Valid	149	204	124	99	576	
N of Miss	9	6	11	9	35	

Table 119: Where do you get the most information about living a drug and alcohol free life? Family members





Response	6	8	10	12	Total	
All the time	57.0	41.5	40.0	35.4	44.1	
Most	18.1	25.4	27.2	16.2	22.3	
Some	10.1	20.5	17.6	22.2	17.5	
Very little	14.8	12.7	15.2	26.3	16.1	
N of Valid	149	205	125	99	578	
N of Miss	9	5	10	9	33	

Table 120: Where do you get the most information about living a drug and alcohol free life? School





Response	6	8	10	12	Total	
All the time	62.3	57.6	58.5	51.0	57.9	
Most	15.9	18.5	18.7	24.5	18.9	
Some	8.6	14.1	15.4	16.3	13.3	
Very little	13.2	9.8	7.3	8.2	9.9	
N of Valid	151	205	123	98	577	
N of Miss	7	5	12	10	34	

Table 121: Where do you get the most information about living a drug and alcohol free life? Internet





Response	6	8	10	12	Total	
All the time	22.9	17.6	18.4	21.4	19.8	
Most	14.6	13.2	12.0	10.2	12.8	
Some	23.6	30.7	34.4	26.5	29.0	
Very little	38.9	38.5	35.2	41.8	38.5	
N of Valid	144	205	125	98	572	
N of Miss	14	5	10	10	39	

Table 122: Where do you get the most information about living a drug and alcohol free life? TV





Response	6	8	10	12	Total	
All the time	28.0	22.9	16.8	26.3	23.4	
Most	15.4	18.0	18.4	12.1	16.4	
Some	23.1	26.3	35.2	26.3	27.4	
Very little	33.6	32.7	29.6	35.4	32.7	
N of Valid	143	205	125	99	572	
N of Miss	15	5	10	9	39	

Table 123: Where do you get the most information about living a drug and alcohol free life? Social media





Response	6	8	10	12	Total	
All the time	19.6	15.2	17.7	19.2	17.6	
Most	14.2	13.7	10.5	8.1	12.2	
Some	17.6	23.0	34.7	21.2	23.8	
Very little	48.6	48.0	37.1	51.5	46.4	
N of Valid	148	204	124	99	575	
N of Miss	10	6	11	9	36	

Table 124: How much do you think people risk harming themselves (physically or in other ways) if they: smoked one or more packs of cigarettes per day?





Response	6	8	10	12	Total	
No risk	11.5	5.9	3.9	12.2	8.0	
Slight risk	5.1	11.8	15.7	6.1	9.9	
Moderate risk	17.8	21.1	26.8	22.4	21.7	
Great risk	65.6	61.3	53.5	59.2	60.4	
N of Valid	157	204	127	98	586	
N of Miss	1	6	8	10	25	

Table 125: How much do you think people risk harming themselves (physically or in other ways) if they: try marijuana once or twice?





Response	6	8	10	12	Total	
No risk	18.5	17.8	20.5	48.0	23.6	
Slight risk	21.0	25.2	37.8	27.6	27.2	
Moderate risk	17.8	25.2	16.5	8.2	18.5	
Great risk	42.7	31.7	25.2	16.3	30.7	
N of Valid	157	202	127	98	584	
N of Miss	1	8	8	10	27	

Table 126: How much do you think people risk harming themselves (physically or in other ways) if they: smoke marijuana once or twice a week?

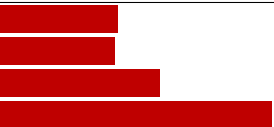
Response	6	8	10	12	Total	
No risk	12.4	14.4	13.5	34.7	17.0	
Slight risk	11.1	11.4	29.4	18.9	16.5	
Moderate risk	24.8	25.7	20.6	23.2	24.0	
Great risk	51.6	48.5	36.5	23.2	42.5	
N of Valid	153	202	126	95	576	
N of Miss	5	8	9	13	35	

Table 127: How much do you think people risk harming themselves (physically or in other ways) if they: take one or two drinks of an alcoholic beverage (beer, wine, liquor) nearly every day?


Response	6	8	10	12	Total	
No risk	14.7	9.3	10.2	19.4	12.6	
Slight risk	16.0	25.0	25.2	22.4	22.2	
Moderate risk	25.6	25.0	34.6	27.6	27.7	
Great risk	43.6	40.7	29.9	30.6	37.4	
N of Valid	156	204	127	98	585	
N of Miss	2	6	8	10	26	

Table 128: How much do you think people risk harming themselves (physically or in other ways) if they: have five or more drinks of an alcoholic beverage once or twice a weekend?

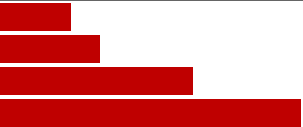
Response	6	8	10	12	Total	
No risk	12.7	6.8	3.1	16.5	9.2	
Slight risk	8.9	12.2	20.5	17.5	14.0	
Moderate risk	24.8	32.2	30.7	29.9	29.5	
Great risk	53.5	48.8	45.7	36.1	47.3	
N of Valid	157	205	127	97	586	
N of Miss	1	5	8	11	25	

Table 129: How much do you think people risk harming themselves (physically or in other ways) if they: use prescription drugs that are not prescribed to them?


Response	6	8	10	12	Total	
No risk	12.8	5.4	5.6	10.2	8.2	
Slight risk	4.5	4.4	9.5	4.1	5.5	
Moderate risk	14.1	20.1	28.6	16.3	19.7	
Great risk	68.6	70.1	56.3	69.4	66.6	
N of Valid	156	204	126	98	584	
N of Miss	2	6	9	10	27	

Table 130: How much do you think people risk harming themselves (physically or in other ways) if they: use non-prescription drugs to get high?


Response	6	8	10	12	Total	
No risk	11.6	4.9	6.3	10.2	7.9	
Slight risk	2.6	1.5	6.3	2.0	2.9	
Moderate risk	12.9	19.7	23.6	11.2	17.3	
Great risk	72.9	73.9	63.8	76.5	71.9	
N of Valid	155	203	127	98	583	
N of Miss	3	7	8	10	28	

Table 131: How much do you think people risk harming themselves (physically or in other ways) if they: use e-cigarettes, e-cigars, or e-hookahs?

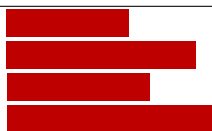
Response	6	8	10	12	Total	
No risk	16.6	16.2	15.7	24.5	17.6	
Slight risk	19.1	27.0	34.6	39.8	28.7	
Moderate risk	22.9	23.5	22.0	11.2	21.0	
Great risk	41.4	33.3	27.6	24.5	32.8	
N of Valid	157	204	127	98	586	
N of Miss	1	6	8	10	25	

Table 132: Have you ever used smokeless tobacco (chew, snuff, plug, dipping tobacco, or chewing tobacco)?


Response	6	8	10	12	Total	
Never	85.3	80.9	70.1	62.2	76.6	
Once or Twice	11.5	13.7	19.7	16.3	14.9	
Once in a while but not regularly	1.3	2.0	6.3	4.1	3.1	
Regularly in the past	0.6	1.0	0.8	3.1	1.2	
Regularly now	1.3	2.5	3.1	14.3	4.3	
N of Valid	156	204	127	98	585	
N of Miss	2	6	8	10	26	

Table 133: How often have you used smokeless tobacco during the past 30 days?


Response	6	8	10	12	Total	
Not at all	97.5	94.6	91.3	78.4	92.0	
Once or twice	0.6	1.5	4.7	4.1	2.4	
Once or twice per week	0.6	1.0	1.6	1.0	1.0	
Three to five times per week	0.0	1.5	0.0	1.0	0.7	
About once a day	0.6	0.5	0.0	2.1	0.7	
More than once a day	0.6	1.0	2.4	13.4	3.3	
N of Valid	157	203	127	97	584	
N of Miss	1	7	8	11	27	

Table 134: Have you ever smoked cigarettes?


Response	6	8	10	12	Total	
Never	87.1	84.8	70.4	53.6	77.1	
Once or Twice	10.3	8.8	16.8	17.5	12.4	
Once in a while but not regularly	0.6	1.5	4.0	14.4	4.0	
Regularly in the past	1.3	3.9	4.0	8.2	4.0	
Regularly now	0.6	1.0	4.8	6.2	2.6	
N of Valid	155	204	125	97	581	
N of Miss	3	6	10	11	30	

Table 135: How frequently have you smoked cigarettes during the past 30 days?


Response	6	8	10	12	Total	
Not at all	98.1	96.6	89.8	78.4	92.5	
Less than one cigarette per day	0.0	2.5	4.7	11.3	3.8	
One to five cigarettes per day	0.6	0.5	4.7	7.2	2.6	
About one-half pack per day	0.6	0.0	0.0	3.1	0.7	
About one pack per day	0.0	0.0	0.8	0.0	0.2	
About one and one-half packs per day	0.0	0.0	0.0	0.0	0.0	
Two packs or more per day	0.6	0.5	0.0	0.0	0.3	
N of Valid	156	204	127	97	584	
N of Miss	2	6	8	11	27	

Table 136: Which statement best describes rules about smoking inside your home or your family cars?


Response	6	8	10	12	Total	
Smoking is not allowed anywhere inside your home or cars	55.1	65.2	57.5	60.8	60.1	
Smoking is allowed in some places and at some times or in some cars	13.5	7.8	15.7	13.4	12.0	
Smoking is allowed anywhere inside the home or cars	6.4	3.4	5.5	5.2	5.0	
There are no rules about smoking inside the home or cars	4.5	7.8	4.7	10.3	6.7	
I don't know	20.5	15.7	16.5	10.3	16.3	
N of Valid	156	204	127	97	584	
N of Miss	2	6	8	11	27	

Table 137: Have you ever used e-cigarettes, e-cigars, or e-hookahs (vaping)?


Response	6	8	10	12	Total	
Never	86.5	81.4	66.7	55.2	75.3	
Once or Twice	7.7	7.8	19.8	21.9	12.7	
Once in a while but not regularly	1.9	5.9	7.9	10.4	6.0	
Regularly in the past	1.3	1.5	1.6	5.2	2.1	
Regularly now	2.6	3.4	4.0	7.3	4.0	
N of Valid	156	204	126	96	582	
N of Miss	2	6	9	12	29	

Table 138: How frequently have you used e-cigarettes, e-cigars, or e-hookahs (vaping)?








Response	6	8	10	12	Total	
Not at all	96.1	91.6	86.4	74.0	88.8	
Less than 10 puffs per day	1.9	4.9	10.4	16.7	7.3	
10 to 50 puffs per day	0.6	2.0	1.6	4.2	1.9	
About one-half cartomiser per day	0.0	0.0	1.6	2.1	0.7	
About one cartomiser per day	0.0	0.5	0.0	1.0	0.3	
About one and one-half cartomisers per day	0.6	0.5	0.0	0.0	0.3	
Two cartomisers or more per day	0.6	0.5	0.0	2.1	0.7	
N of Valid	154	203	125	96	578	
N of Miss	4	7	10	12	33	

Table 139: During this school year, were you taught in any of your classes about the dangers of tobacco use?






Response	6	8	10	12	Total	
Never	22.7	12.3	22.7	36.5	21.3	
Rarely	14.9	22.1	18.8	21.9	19.4	
Sometimes	24.7	29.4	28.9	19.8	26.5	
Often	24.0	22.5	21.1	13.5	21.1	
Almost always	13.6	13.7	8.6	8.3	11.7	
N of Valid	154	204	128	96	582	
N of Miss	4	6	7	12	29	

Table 140: During the past 12 months, have you participated in any community activities to discourage people your age from using cigarettes, chewing tobacco, snuff, dip or cigars, e-cigarettes, e-cigars, or e-hookahs?






Response	6	8	10	12	Total	
Never	53.5	64.7	58.6	77.1	62.4	
Rarely	12.9	15.4	16.4	8.3	13.8	
Sometimes	18.7	11.4	17.2	9.4	14.3	
Often	9.0	5.5	4.7	3.1	5.9	
Almost always	5.8	3.0	3.1	2.1	3.6	
N of Valid	155	201	128	96	580	
N of Miss	3	9	7	12	31	

Table 141: Think back over the last two weeks. How many times have you had five or more alcoholic drinks in a row?


Response	6	8	10	12	Total	
None	96.8	92.6	91.3	81.9	91.7	
Once	0.0	4.0	2.4	5.3	2.8	
Twice	0.6	1.5	3.9	8.5	2.9	
3-5 times	0.6	0.5	1.6	3.2	1.2	
6-9 times	0.6	1.0	0.0	0.0	0.5	
10 or more times	1.3	0.5	0.8	1.1	0.9	
N of Valid	155	202	127	94	578	
N of Miss	3	8	8	14	33	

Table 142: During the past 30 days, how many times did you ride in a car or other vehicle driven by someone who had been drinking alcohol or using drugs to get high?


Response	6	8	10	12	Total	
0 times	90.3	89.7	84.7	82.8	87.7	
1 time	2.6	5.9	6.5	6.5	5.2	
2 or 3 times	1.9	2.0	5.6	5.4	3.3	
4 or 5 times	1.9	0.0	1.6	2.2	1.2	
6 or more times	3.2	2.5	1.6	3.2	2.6	
N of Valid	155	203	124	93	575	
N of Miss	3	7	11	15	36	

Table 143: During the past 30 days, how many times did you drive a car or other vehicle when you had been drinking alcohol or using drugs to get high?

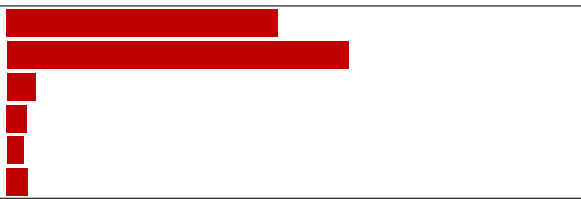
Response	6	8	10	12	Total	
I did not drive a car in the past 30 days	42.2	55.6	42.4	14.7	42.3	
0 times	53.2	43.4	55.2	74.7	53.8	
1 time	1.9	0.5	0.8	7.4	2.1	
2 or 3 times	0.6	0.0	1.6	1.1	0.7	
4 or 5 times	0.6	0.0	0.0	0.0	0.2	
6 or more times	1.3	0.5	0.0	2.1	0.9	
N of Valid	154	198	125	95	572	
N of Miss	4	12	10	13	39	

Table 144: If you drank alcohol (not just a sip or taste) in the past year, where did you usually drink it?

Response	6	8	10	12	Total	
I did not drink alcohol in the past year	90.2	82.4	64.5	47.9	74.9	
At my home	4.6	6.0	13.7	16.0	8.9	
At someone else's home	4.6	10.1	16.1	28.7	13.0	
At an open area like a park, beach, field, back road, woods, or a street corner	0.7	1.0	4.0	6.4	2.5	
At a sporting event or concert	0.0	0.0	0.8	0.0	0.2	
At a restaurant, bar, or a nightclub	0.0	0.0	0.0	0.0	0.0	
At an empty building or a construction site	0.0	0.0	0.0	0.0	0.0	
At a hotel/motel	0.0	0.0	0.0	0.0	0.0	
An a car	0.0	0.0	0.0	0.0	0.0	
At school	0.0	0.5	0.8	1.1	0.5	
N of Valid	153	199	124	94	570	
N of Miss	5	11	11	14	41	

Table 145: How do you feel about someone your age having one or two drinks of an alcoholic beverage nearly every day?

Response	6	8	10	12	Total	
Neither approve nor disapprove	20.6	24.8	27.2	42.7	27.2	
Somewhat disapprove	8.4	6.4	18.4	19.8	11.8	
Strongly disapprove	60.0	56.9	38.4	32.3	49.7	
Don't know or can't say	11.0	11.9	16.0	5.2	11.4	
N of Valid	155	202	125	96	578	
N of Miss	3	8	10	12	33	

Table 146: On how many occasions have you had alcoholic beverages (beer, wine or hard liquor) to drink in your lifetime - more than just a few sips?

Response	6	8	10	12	Total	
0	90.4	77.2	52.8	47.4	70.6	
1-2	6.4	13.9	17.6	17.9	13.3	
3-5	1.3	4.5	13.6	7.4	6.1	
6-9	0.6	2.0	6.4	3.2	2.8	
10+	1.3	2.5	9.6	24.2	7.3	
N of Valid	156	202	125	95	578	
N of Miss	2	8	10	13	33	

Table 147: On how many occasions have you drunk one of more drinks of an alcoholic beverage during the past 30 days?






Response	6	8	10	12	Total	
0	99.4	95.0	83.9	75.5	90.6	
1-2	0.0	3.5	11.3	13.8	5.9	
3-5	0.0	1.0	4.0	4.3	1.9	
6-9	0.0	0.0	0.0	1.1	0.2	
10+	0.6	0.5	0.8	5.3	1.4	
N of Valid	154	202	124	94	574	
N of Miss	4	8	11	14	37	

Table 148: On how many occasions have you used marijuana (grass, pot) or hashish (hash, hash oil) in your lifetime?






Response	6	8	10	12	Total	
0	98.1	92.5	84.7	72.3	89.0	
1-2	0.6	3.5	6.5	7.4	4.0	
3-5	0.0	2.0	2.4	5.3	2.1	
6-9	0.0	0.5	1.6	2.1	0.9	
10+	1.3	1.5	4.8	12.8	4.0	
N of Valid	154	200	124	94	572	
N of Miss	4	10	11	14	39	

Table 149: On how many occasions have you used marijuana (grass, pot) or hashish (hash, hash oil) during the past 30 days?






Response	6	8	10	12	Total	
0	98.7	98.0	92.0	86.0	94.9	
1-2	0.6	1.5	4.0	4.3	2.3	
3-5	0.0	0.0	0.0	2.2	0.3	
6-9	0.0	0.0	1.6	0.0	0.3	
10+	0.6	0.5	2.4	7.5	2.1	
N of Valid	154	200	125	93	572	
N of Miss	4	10	10	15	39	

Table 150: On how many occasions have you used LSD or other psychedelics in your lifetime?






Response	6	8	10	12	Total	
0	99.4	99.0	98.4	95.7	98.4	
1-2	0.0	0.5	0.8	2.1	0.7	
3-5	0.0	0.0	0.0	1.1	0.2	
6-9	0.6	0.0	0.0	1.1	0.3	
10+	0.0	0.5	0.8	0.0	0.3	
N of Valid	154	202	125	94	575	
N of Miss	4	8	10	14	36	

Table 151: On how many occasions have you used LSD or other psychedelics during the past 30 days?




Response	6	8	10	12	Total	
0	100.0	99.5	99.2	97.9	99.3	
1-2	0.0	0.0	0.0	2.1	0.3	
3-5	0.0	0.0	0.0	0.0	0.0	
6-9	0.0	0.0	0.0	0.0	0.0	
10+	0.0	0.5	0.8	0.0	0.3	
N of Valid	151	202	125	94	572	
N of Miss	7	8	10	14	39	

Table 152: On how many occasions have you used cocaine or crack in your lifetime?




Response	6	8	10	12	Total	
0	100.0	99.5	100.0	97.9	99.5	
1-2	0.0	0.0	0.0	2.1	0.3	
3-5	0.0	0.0	0.0	0.0	0.0	
6-9	0.0	0.0	0.0	0.0	0.0	
10+	0.0	0.5	0.0	0.0	0.2	
N of Valid	154	202	125	95	576	
N of Miss	4	8	10	13	35	

Table 153: On how many occasions have you used cocaine or crack during the past 30 days?


Response	6	8	10	12	Total	
0	99.4	99.5	100.0	100.0	99.7	
1-2	0.0	0.0	0.0	0.0	0.0	
3-5	0.0	0.0	0.0	0.0	0.0	
6-9	0.0	0.0	0.0	0.0	0.0	
10+	0.6	0.5	0.0	0.0	0.3	
N of Valid	156	202	125	94	577	
N of Miss	2	8	10	14	34	

Table 154: On how many occasions have you sniffed glue, breathed the contents of an aerosol spray can, or inhaled other gases or sprays, in order to get high in your lifetime?


Response	6	8	10	12	Total	
0	97.4	95.5	91.2	93.7	94.8	
1-2	1.9	3.0	5.6	2.1	3.1	
3-5	0.6	0.5	1.6	1.1	0.9	
6-9	0.0	0.0	0.8	1.1	0.3	
10+	0.0	1.0	0.8	2.1	0.9	
N of Valid	156	201	125	95	577	
N of Miss	2	9	10	13	34	

Table 155: On how many occasions have you sniffed glue, breathed the contents of an aerosol spray can, or inhaled other gases or sprays, in order to get high during the past 30 days?


Response	6	8	10	12	Total	
0	97.4	97.0	98.4	96.8	97.4	
1-2	2.6	2.0	1.6	1.1	1.9	
3-5	0.0	0.0	0.0	0.0	0.0	
6-9	0.0	0.0	0.0	0.0	0.0	
10+	0.0	1.0	0.0	2.1	0.7	
N of Valid	156	201	125	95	577	
N of Miss	2	9	10	13	34	

Table 156: On how many occasions have you used Pegaramide (peg, Peggy, etc.) in your lifetime?


Response	6	8	10	12	Total	
0	100.0	100.0	100.0	100.0	100.0	
1-2	0.0	0.0	0.0	0.0	0.0	
3-5	0.0	0.0	0.0	0.0	0.0	
6-9	0.0	0.0	0.0	0.0	0.0	
10+	0.0	0.0	0.0	0.0	0.0	
N of Valid	154	201	125	94	574	
N of Miss	4	9	10	14	37	

Table 157: On how many occasions have you used Pegaramide (peg, Peggy, etc.) during the past 30 days?


Response	6	8	10	12	Total	
0	100.0	100.0	100.0	100.0	100.0	
1-2	0.0	0.0	0.0	0.0	0.0	
3-5	0.0	0.0	0.0	0.0	0.0	
6-9	0.0	0.0	0.0	0.0	0.0	
10+	0.0	0.0	0.0	0.0	0.0	
N of Valid	153	201	125	95	574	
N of Miss	5	9	10	13	37	

Table 158: On how many occasions have you used synthetic marijuana (K2, spice) in your lifetime?





Response	6	8	10	12	Total	
0	100.0	100.0	100.0	95.8	99.3	
1-2	0.0	0.0	0.0	1.1	0.2	
3-5	0.0	0.0	0.0	1.1	0.2	
6-9	0.0	0.0	0.0	0.0	0.0	
10+	0.0	0.0	0.0	2.1	0.3	
N of Valid	154	200	124	95	573	
N of Miss	4	10	11	13	38	

Table 159: On how many occasions have you used synthetic marijuana (K2, spice) during the past 30 days?





Response	6	8	10	12	Total	
0	100.0	100.0	100.0	96.8	99.5	
1-2	0.0	0.0	0.0	1.1	0.2	
3-5	0.0	0.0	0.0	0.0	0.0	
6-9	0.0	0.0	0.0	1.1	0.2	
10+	0.0	0.0	0.0	1.1	0.2	
N of Valid	155	201	125	95	576	
N of Miss	3	9	10	13	35	

Table 160: On how many occasions have you used methamphetamines (meth, speed, crank, crystal meth) in your lifetime?



Response	6	8	10	12	Total	
0	100.0	99.0	98.4	100.0	99.3	
1-2	0.0	1.0	1.6	0.0	0.7	
3-5	0.0	0.0	0.0	0.0	0.0	
6-9	0.0	0.0	0.0	0.0	0.0	
10+	0.0	0.0	0.0	0.0	0.0	
N of Valid	154	201	125	93	573	
N of Miss	4	9	10	15	38	

Table 161: On how many occasions have you used methamphetamines (meth, speed, crank, crystal meth) in the past 30 days?



Response	6	8	10	12	Total	
0	100.0	100.0	100.0	98.9	99.8	
1-2	0.0	0.0	0.0	1.1	0.2	
3-5	0.0	0.0	0.0	0.0	0.0	
6-9	0.0	0.0	0.0	0.0	0.0	
10+	0.0	0.0	0.0	0.0	0.0	
N of Valid	153	201	125	94	573	
N of Miss	5	9	10	14	38	

Table 162: On how many occasions have you used other chemical products (bath salts, plant food, etc.) in your lifetime?





Response	6	8	10	12	Total	
0	98.7	98.5	100.0	96.8	98.6	
1-2	0.6	1.5	0.0	2.1	1.0	
3-5	0.0	0.0	0.0	0.0	0.0	
6-9	0.0	0.0	0.0	1.1	0.2	
10+	0.6	0.0	0.0	0.0	0.2	
N of Valid	156	201	123	94	574	
N of Miss	2	9	12	14	37	

Table 163: On how many occasions have you used other chemical products (bath salts, plant food, etc.) during the past 30 days?



Response	6	8	10	12	Total	
0	100.0	99.5	100.0	100.0	99.8	
1-2	0.0	0.5	0.0	0.0	0.2	
3-5	0.0	0.0	0.0	0.0	0.0	
6-9	0.0	0.0	0.0	0.0	0.0	
10+	0.0	0.0	0.0	0.0	0.0	
N of Valid	155	200	123	94	572	
N of Miss	3	10	12	14	39	

Table 164: On how many occasions have you used heroin or other opiates in your lifetime?





Response	6	8	10	12	Total	
0	100.0	99.5	99.2	97.9	99.3	
1-2	0.0	0.0	0.0	1.1	0.2	
3-5	0.0	0.0	0.8	1.1	0.3	
6-9	0.0	0.0	0.0	0.0	0.0	
10+	0.0	0.5	0.0	0.0	0.2	
N of Valid	154	201	123	95	573	
N of Miss	4	9	12	13	38	

Table 165: On how many occasions have you used heroin or other opiates during the past 30 days?



Response	6	8	10	12	Total	
0	100.0	100.0	100.0	98.9	99.8	
1-2	0.0	0.0	0.0	1.1	0.2	
3-5	0.0	0.0	0.0	0.0	0.0	
6-9	0.0	0.0	0.0	0.0	0.0	
10+	0.0	0.0	0.0	0.0	0.0	
N of Valid	151	198	123	95	567	
N of Miss	7	12	12	13	44	

Table 166: On how many occasions have you used MDMA ('X', 'E', or ecstasy) in your lifetime?





Response	6	8	10	12	Total	
0	100.0	100.0	99.2	97.9	99.5	
1-2	0.0	0.0	0.0	1.1	0.2	
3-5	0.0	0.0	0.8	0.0	0.2	
6-9	0.0	0.0	0.0	1.1	0.2	
10+	0.0	0.0	0.0	0.0	0.0	
N of Valid	152	200	123	95	570	
N of Miss	6	10	12	13	41	

Table 167: On how many occasions have you used MDMA ('X', 'E', or ecstasy) during the past 30 days?



Response	6	8	10	12	Total	
0	100.0	100.0	99.2	100.0	99.8	
1-2	0.0	0.0	0.0	0.0	0.0	
3-5	0.0	0.0	0.8	0.0	0.2	
6-9	0.0	0.0	0.0	0.0	0.0	
10+	0.0	0.0	0.0	0.0	0.0	
N of Valid	153	197	123	95	568	
N of Miss	5	13	12	13	43	

Table 168: On how many occasions have you taken prescription drugs (such as Valium, Xanax, Ritalin, Adderall, OxyContin, Tramadol, or sleeping pills) not prescribed to you in your lifetime?






Response	6	8	10	12	Total	
0	99.3	96.5	91.1	90.5	95.1	
1-2	0.7	2.0	3.2	4.2	2.3	
3-5	0.0	1.5	2.4	1.1	1.2	
6-9	0.0	0.0	0.8	1.1	0.3	
10+	0.0	0.0	2.4	3.2	1.0	
N of Valid	153	201	124	95	573	
N of Miss	5	9	11	13	38	

Table 169: On how many occasions have you taken prescription drugs (such as Valium, Xanax, Ritalin, Adderall, OxyContin, Tramadol, or sleeping pills) not prescribed to you during the past 30 days?





Response	6	8	10	12	Total	
0	100.0	100.0	96.8	95.7	98.6	
1-2	0.0	0.0	1.6	1.1	0.5	
3-5	0.0	0.0	1.6	2.1	0.7	
6-9	0.0	0.0	0.0	0.0	0.0	
10+	0.0	0.0	0.0	1.1	0.2	
N of Valid	155	201	124	94	574	
N of Miss	3	9	11	14	37	

Table 170: On how many occasions have you taken non-prescription medicines such as diet pills (for example, Dietac, Dexatrim or Prolamine), stay-awake pills (for example No-Doz, Vivarin, or Wake), or cough or cold medicines (robos, DXM, etc.) to get high in your lifetime?






Response	6	8	10	12	Total	
0	100.0	100.0	92.7	95.8	97.7	
1-2	0.0	0.0	4.8	2.1	1.4	
3-5	0.0	0.0	1.6	1.1	0.5	
6-9	0.0	0.0	0.0	1.1	0.2	
10+	0.0	0.0	0.8	0.0	0.2	
N of Valid	153	201	124	95	573	
N of Miss	5	9	11	13	38	

Table 171: On how many occasions have you taken non-prescription medicines such as diet pills (for example, Dietac, Dexatrim or Prolamine), stay-awake pills (for example No-Doz, Vivarin, or Wake), or cough or cold medicines (robos, DXM, etc.) to get high during the past 30 days?





Response	6	8	10	12	Total	
0	100.0	100.0	97.6	98.9	99.3	
1-2	0.0	0.0	1.6	0.0	0.3	
3-5	0.0	0.0	0.8	0.0	0.2	
6-9	0.0	0.0	0.0	1.1	0.2	
10+	0.0	0.0	0.0	0.0	0.0	
N of Valid	153	201	123	95	572	
N of Miss	5	9	12	13	39	

Table 172: On how many occasions have you been drunk or very high from drinking alcoholic beverages during the past 30 days?






Response	6	8	10	12	Total	
0	99.4	98.5	91.0	83.2	94.6	
1-2	0.6	1.0	7.4	8.4	3.5	
3-5	0.0	0.0	1.6	3.2	0.9	
6-9	0.0	0.0	0.0	1.1	0.2	
10+	0.0	0.5	0.0	4.2	0.9	
N of Valid	156	201	122	95	574	
N of Miss	2	9	13	13	37	

Table 173: On how many occasions have you drunk flavored alcoholic beverages, sometimes called 'alcopops' (like Mike's Hard Lemonade, Smirnoff Ice, Bacardi Breezers, etc.) in your lifetime?






Response	6	8	10	12	Total	
0	99.4	93.5	70.7	70.2	86.4	
1-2	0.6	4.0	13.0	7.4	5.6	
3-5	0.0	0.5	8.1	5.3	2.8	
6-9	0.0	0.5	2.4	5.3	1.6	
10+	0.0	1.5	5.7	11.7	3.7	
N of Valid	155	200	123	94	572	
N of Miss	3	10	12	14	39	

Table 174: On how many occasions have you drunk flavored alcoholic beverages, sometimes called 'alcopops' (like Mike's Hard Lemonade, Smirnoff Ice, Bacardi Breezers, etc.) during the past 30 days?






Response	6	8	10	12	Total	
0	100.0	96.0	88.6	80.9	93.0	
1-2	0.0	2.0	9.8	9.6	4.4	
3-5	0.0	1.5	1.6	2.1	1.2	
6-9	0.0	0.0	0.0	3.2	0.5	
10+	0.0	0.5	0.0	4.3	0.9	
N of Valid	155	201	123	94	573	
N of Miss	3	9	12	14	38	

Table 175: If you smoked cigarettes (not just a puff or drag) in the past year, how did you usually get them?












Response	6	8	10	12	Total	
I did not smoke cigarettes in the past year	94.8	91.9	83.5	68.1	86.9	
I bought them myself with a fake ID	0.0	0.0	0.0	0.0	0.0	
I bought them myself without a fake ID	0.0	0.0	0.8	12.8	2.3	
I got them from someone I know age 18 or older	0.6	1.5	5.8	9.6	3.5	
I got them from someone I know under age 18	0.6	2.0	2.5	1.1	1.6	
I got them from my brother or sister	0.6	0.5	0.8	0.0	0.5	
I got them from home with my parents' permission	0.0	0.5	0.0	0.0	0.2	
I got them from home without my parents' permission	0.6	1.5	2.5	1.1	1.4	
I got them from another relative	0.0	0.0	1.7	0.0	0.4	
A stranger bought them for me	0.0	0.0	0.8	0.0	0.2	
I took them from a store or shop	0.0	0.0	0.0	1.1	0.2	
Other	2.6	2.0	1.7	6.4	2.8	
N of Valid	154	198	121	94	567	
N of Miss	4	12	14	14	44	

Table 176: If you used e-cigarettes, e-cigars, or e-hookahs (not just a puff or drag) in the past year, how did you usually get them? - I did not use e-cigarettes, e-cigars, or e-hookahs in the past year



Response	6	8	10	12	Total	
No	3.9	13.1	19.0	28.0	14.3	
Yes	96.1	86.9	81.0	72.0	85.7	
N of Valid	152	199	121	93	565	
N of Miss	0	0	0	0	0	

Table 177: If you used e-cigarettes, e-cigars, or e-hookahs (not just a puff or drag) in the past year, how did you usually get them? - I bought them in a store such as a convenience store, supermarket, discount store, or gas station



Response	6	8	10	12	Total	
No	99.3	99.5	100.0	98.9	99.5	
Yes	0.7	0.5	0.0	1.1	0.5	
N of Valid	152	199	121	93	565	
N of Miss	0	0	0	0	0	

Table 178: If you used e-cigarettes, e-cigars, or e-hookahs (not just a puff or drag) in the past year, how did you usually get them? - I got them on the Internet



Response	6	8	10	12	Total	
No	99.3	98.5	100.0	95.7	98.6	
Yes	0.7	1.5	0.0	4.3	1.4	
N of Valid	152	199	121	93	565	
N of Miss	0	0	0	0	0	

Table 179: If you used e-cigarettes, e-cigars, or e-hookahs (not just a puff or drag) in the past year, how did you usually get them? - I got them at a store that sells electronic cigarettes, such as a "vape shop"



Response	6	8	10	12	Total	
No	100.0	99.5	99.2	94.6	98.8	
Yes	0.0	0.5	0.8	5.4	1.2	
N of Valid	152	199	121	93	565	
N of Miss	0	0	0	0	0	

Table 180: If you used e-cigarettes, e-cigars, or e-hookahs (not just a puff or drag) in the past year, how did you usually get them? - I got them from a family member



Response	6	8	10	12	Total	
No	98.7	95.5	93.4	98.9	96.5	
Yes	1.3	4.5	6.6	1.1	3.5	
N of Valid	152	199	121	93	565	
N of Miss	0	0	0	0	0	

Table 181: If you used e-cigarettes, e-cigars, or e-hookahs (not just a puff or drag) in the past year, how did you usually get them? - I got them from a friend



Response	6	8	10	12	Total	
No	97.4	92.0	90.1	83.9	91.7	
Yes	2.6	8.0	9.9	16.1	8.3	
N of Valid	152	199	121	93	565	
N of Miss	0	0	0	0	0	

Table 182: If you used e-cigarettes, e-cigars, or e-hookahs (not just a puff or drag) in the past year, how did you usually get them? - A stranger got them for me



Response	6	8	10	12	Total	
No	99.3	98.5	100.0	98.9	99.1	
Yes	0.7	1.5	0.0	1.1	0.9	
N of Valid	152	199	121	93	565	
N of Miss	0	0	0	0	0	

Table 183: If you used e-cigarettes, e-cigars, or e-hookahs (not just a puff or drag) in the past year, how did you usually get them? - I took them from a store or shop



Response	6	8	10	12	Total	
No	100.0	99.5	100.0	100.0	99.8	
Yes	0.0	0.5	0.0	0.0	0.2	
N of Valid	152	199	121	93	565	
N of Miss	0	0	0	0	0	

Table 184: If you used e-cigarettes, e-cigars, or e-hookahs (not just a puff or drag) in the past year, how did you usually get them? - I got them some other way



Response	6	8	10	12	Total	
No	99.3	99.0	98.3	96.8	98.6	
Yes	0.7	1.0	1.7	3.2	1.4	
N of Valid	152	199	121	93	565	
N of Miss	0	0	0	0	0	

Table 185: If you used marijuana (grass, pot) (not just a puff or drag) in the past year, how did you usually get it? - I did not use marijuana (grass, pot) in the past year



Response	6	8	10	12	Total	
No	3.9	7.6	13.2	20.4	9.9	
Yes	96.1	92.4	86.8	79.6	90.1	
N of Valid	152	198	121	93	564	
N of Miss	0	0	0	0	0	

Table 186: If you used marijuana (grass, pot) (not just a puff or drag) in the past year, how did you usually get it? - I bought it myself



Response	6	8	10	12	Total	
No	100.0	99.0	95.9	91.4	97.3	
Yes	0.0	1.0	4.1	8.6	2.7	
N of Valid	152	198	121	93	564	
N of Miss	0	0	0	0	0	

Table 187: If you used marijuana (grass, pot) (not just a puff or drag) in the past year, how did you usually get it? - I got it from someone at school



Response	6	8	10	12	Total	
No	100.0	99.5	99.2	97.8	99.3	
Yes	0.0	0.5	0.8	2.2	0.7	
N of Valid	152	198	121	93	564	
N of Miss	0	0	0	0	0	

Table 188: If you used marijuana (grass, pot) (not just a puff or drag) in the past year, how did you usually get it? - I got it from someone with a medical marijuana card



Response	6	8	10	12	Total	
No	99.3	99.5	100.0	100.0	99.6	
Yes	0.7	0.5	0.0	0.0	0.4	
N of Valid	152	198	121	93	564	
N of Miss	0	0	0	0	0	

Table 189: If you used marijuana (grass, pot) (not just a puff or drag) in the past year, how did you usually get it? - I got it from my brother or sister



Response	6	8	10	12	Total	
No	99.3	99.5	98.3	97.8	98.9	
Yes	0.7	0.5	1.7	2.2	1.1	
N of Valid	152	198	121	93	564	
N of Miss	0	0	0	0	0	

Table 190: If you used marijuana (grass, pot) (not just a puff or drag) in the past year, how did you usually get it? - I got it from another relative



Response	6	8	10	12	Total	
No	99.3	97.0	99.2	98.9	98.4	
Yes	0.7	3.0	0.8	1.1	1.6	
N of Valid	152	198	121	93	564	
N of Miss	0	0	0	0	0	

Table 191: If you used marijuana (grass, pot) (not just a puff or drag) in the past year, how did you usually get it? - Other



Response	6	8	10	12	Total	
No	97.4	95.5	93.4	89.2	94.5	
Yes	2.6	4.5	6.6	10.8	5.5	
N of Valid	152	198	121	93	564	
N of Miss	0	0	0	0	0	

Table 192: If you drank alcohol (not just a sip or taste) in the past year, how did you usually get it?

Response	6	8	10	12	Total	
I did not drink alcohol in the past year	92.1	84.3	68.0	54.8	78.0	
I bought it myself with a fake ID	0.0	0.0	0.0	3.2	0.5	
I bought it myself without a fake ID	0.7	0.5	0.0	0.0	0.4	
I got it from someone I know age 21 or older	1.3	1.5	9.8	23.7	6.9	
I got it from someone I know under age 21	0.0	2.0	4.1	7.5	2.8	
I got it from my brother or sister	0.7	0.5	2.5	0.0	0.9	
I got it from home with my parents' permission	1.3	4.6	4.9	3.2	3.6	
I got it from home without my parents' permission	1.3	1.5	2.5	0.0	1.4	
I got it from another relative	0.7	1.0	1.6	3.2	1.4	
A stranger bought it for me	0.7	0.0	0.0	0.0	0.2	
I took it from a store or shop	0.0	0.0	0.0	0.0	0.0	
Other	1.3	4.1	6.6	4.3	3.9	
N of Valid	151	197	122	93	563	
N of Miss	7	13	13	15	48	

Table 193: If you used prescription drugs or over the counter drugs without a doctor telling you to use it or for the purpose of getting high, where did you get these drugs? - Did not use

Response	6	8	10	12	Total	
No	2.6	2.0	7.4	9.7	4.6	
Yes	97.4	98.0	92.6	90.3	95.4	
N of Valid	152	196	122	93	563	
N of Miss	0	0	0	0	0	

Table 194: If you used prescription drugs or over the counter drugs without a doctor telling you to use it or for the purpose of getting high, where did you get these drugs? -
Bought or took from store or shop



Response	6	8	10	12	Total	
No	99.3	100.0	100.0	98.9	99.6	
Yes	0.7	0.0	0.0	1.1	0.4	
N of Valid	152	196	122	93	563	
N of Miss	0	0	0	0	0	

Table 195: If you used prescription drugs or over the counter drugs without a doctor telling you to use it or for the purpose of getting high, where did you get these drugs? -
Got from parents with permission



Response	6	8	10	12	Total	
No	100.0	99.5	95.9	97.8	98.6	
Yes	0.0	0.5	4.1	2.2	1.4	
N of Valid	152	196	122	93	563	
N of Miss	0	0	0	0	0	

Table 196: If you used prescription drugs or over the counter drugs without a doctor telling you to use it or for the purpose of getting high, where did you get these drugs? -
Got from home without permission



Response	6	8	10	12	Total	
No	99.3	99.0	99.2	98.9	99.1	
Yes	0.7	1.0	0.8	1.1	0.9	
N of Valid	152	196	122	93	563	
N of Miss	0	0	0	0	0	

Table 197: If you used prescription drugs or over the counter drugs without a doctor telling you to use it or for the purpose of getting high, where did you get these drugs? -
Got from relative with permission



Response	6	8	10	12	Total	
No	98.7	98.5	99.2	97.8	98.6	
Yes	1.3	1.5	0.8	2.2	1.4	
N of Valid	152	196	122	93	563	
N of Miss	0	0	0	0	0	

Table 198: If you used prescription drugs or over the counter drugs without a doctor telling you to use it or for the purpose of getting high, where did you get these drugs? -
Got from relative without permission



Response	6	8	10	12	Total	
No	100.0	99.5	99.2	100.0	99.6	
Yes	0.0	0.5	0.8	0.0	0.4	
N of Valid	152	196	122	93	563	
N of Miss	0	0	0	0	0	

Table 199: If you used prescription drugs or over the counter drugs without a doctor telling you to use it or for the purpose of getting high, where did you get these drugs? -
Got from friend's home with permission



Response	6	8	10	12	Total	
No	100.0	99.5	100.0	100.0	99.8	
Yes	0.0	0.5	0.0	0.0	0.2	
N of Valid	152	196	122	93	563	
N of Miss	0	0	0	0	0	

Table 200: If you used prescription drugs or over the counter drugs without a doctor telling you to use it or for the purpose of getting high, where did you get these drugs? -
Got from friend's home without permission



Response	6	8	10	12	Total	
No	100.0	99.0	100.0	100.0	99.6	
Yes	0.0	1.0	0.0	0.0	0.4	
N of Valid	152	196	122	93	563	
N of Miss	0	0	0	0	0	

Table 201: If you used prescription drugs or over the counter drugs without a doctor telling you to use it or for the purpose of getting high, where did you get these drugs? -
Got from friend at school



Response	6	8	10	12	Total	
No	100.0	99.5	100.0	100.0	99.8	
Yes	0.0	0.5	0.0	0.0	0.2	
N of Valid	152	196	122	93	563	
N of Miss	0	0	0	0	0	

Table 202: If you used prescription drugs or over the counter drugs without a doctor telling you to use it or for the purpose of getting high, where did you get these drugs? -
Got from friend at party



Response	6	8	10	12	Total	
No	100.0	99.5	100.0	98.9	99.6	
Yes	0.0	0.5	0.0	1.1	0.4	
N of Valid	152	196	122	93	563	
N of Miss	0	0	0	0	0	

Table 203: If you used prescription drugs or over the counter drugs without a doctor telling you to use it or for the purpose of getting high, where did you get these drugs? -
Got from friend, elsewhere



Response	6	8	10	12	Total	
No	99.3	100.0	100.0	97.8	99.5	
Yes	0.7	0.0	0.0	2.2	0.5	
N of Valid	152	196	122	93	563	
N of Miss	0	0	0	0	0	

Table 204: If you used prescription drugs or over the counter drugs without a doctor telling you to use it or for the purpose of getting high, where did you get these drugs? -
Got from internet sale



Response	6	8	10	12	Total	
No	99.3	99.5	99.2	100.0	99.5	
Yes	0.7	0.5	0.8	0.0	0.5	
N of Valid	152	196	122	93	563	
N of Miss	0	0	0	0	0	

Table 205: During the last month, about how many marijuana cigarettes, or the equivalent, did you smoke a day, on the average?


Response	6	8	10	12	Total	
None	96.7	97.0	92.7	84.9	94.0	
Less than 1 a day	0.0	0.5	1.6	6.5	1.6	
1 a day	0.7	0.5	1.6	2.2	1.1	
2-3 a day	1.3	1.5	2.4	1.1	1.6	
4-6 a day	0.0	0.0	1.6	3.2	0.9	
7-10 a day	0.7	0.0	0.0	2.2	0.5	
11 or more a day	0.7	0.5	0.0	0.0	0.4	
N of Valid	152	198	123	93	566	
N of Miss	6	12	12	15	45	

Table 206: How wrong do your friends feel it would be for YOU to: have one or two drinks of an alcoholic beverage nearly every day?


Response	6	8	10	12	Total	
Very wrong	83.7	60.3	43.4	35.1	58.8	
Wrong	9.8	18.1	24.6	21.3	17.8	
A little bit wrong	3.9	14.1	21.3	19.1	13.7	
Not at all wrong	2.6	7.5	10.7	24.5	9.7	
N of Valid	153	199	122	94	568	
N of Miss	5	11	13	14	43	

Table 207: How wrong do your friends feel it would be for YOU to: smoke tobacco?


Response	6	8	10	12	Total	
Very wrong	85.0	66.2	52.0	46.8	65.0	
Wrong	9.2	18.2	22.8	18.1	16.7	
A little bit wrong	2.6	11.1	17.1	13.8	10.6	
Not at all wrong	3.3	4.5	8.1	21.3	7.7	
N of Valid	153	198	123	94	568	
N of Miss	5	12	12	14	43	

Table 208: How wrong do your friends feel it would be for YOU to: smoke marijuana?


Response	6	8	10	12	Total	
Very wrong	90.2	76.1	60.2	50.0	72.1	
Wrong	4.6	12.7	17.9	8.5	10.9	
A little bit wrong	3.3	5.6	11.4	17.0	8.1	
Not at all wrong	2.0	5.6	10.6	24.5	8.8	
N of Valid	153	197	123	94	567	
N of Miss	5	13	12	14	44	

Table 209: How wrong do your friends feel it would be for YOU to: use prescription drugs not prescribed to you?


Response	6	8	10	12	Total	
Very wrong	91.4	83.8	74.8	72.3	82.0	
Wrong	6.6	12.7	13.8	12.8	11.3	
A little bit wrong	0.7	2.0	4.9	4.3	2.7	
Not at all wrong	1.3	1.5	6.5	10.6	4.1	
N of Valid	152	197	123	94	566	
N of Miss	6	13	12	14	45	

Table 210: How wrong would most adults (over 21) in your neighborhood think it is for kids your age: to use marijuana?


Response	6	8	10	12	Total	
Very wrong	90.7	88.8	68.6	62.0	80.5	
Wrong	6.7	6.1	20.7	21.7	12.0	
A little bit wrong	0.7	3.1	5.8	10.9	4.3	
Not at all wrong	2.0	2.0	5.0	5.4	3.2	
N of Valid	150	196	121	92	559	
N of Miss	8	14	14	16	52	

Table 211: How wrong would most adults (over 21) in your neighborhood think it is for kids your age: to drink alcohol?


Response	6	8	10	12	Total	
Very wrong	83.3	82.1	52.1	46.7	70.2	
Wrong	10.7	8.7	25.2	22.8	15.1	
A little bit wrong	5.3	5.1	17.6	21.7	10.6	
Not at all wrong	0.7	4.1	5.0	8.7	4.1	
N of Valid	150	196	119	92	557	
N of Miss	8	14	16	16	54	

Table 212: How wrong would most adults (over 21) in your neighborhood think it is for kids your age: to smoke cigarettes?


Response	6	8	10	12	Total	
Very wrong	82.8	85.6	61.3	50.0	73.8	
Wrong	11.3	9.2	26.1	23.9	15.8	
A little bit wrong	4.0	2.6	10.1	17.4	7.0	
Not at all wrong	2.0	2.6	2.5	8.7	3.4	
N of Valid	151	195	119	92	557	
N of Miss	7	15	16	16	54	

Table 213: How much do each of the following statements describe your neighborhood? crime and/or drug selling


Response	6	8	10	12	Total	
NO!	77.0	67.2	56.3	52.2	65.0	
no	14.9	22.6	25.2	23.9	21.3	
yes	4.7	7.2	13.4	16.3	9.4	
YES!	3.4	3.1	5.0	7.6	4.3	
N of Valid	148	195	119	92	554	
N of Miss	10	15	16	16	57	

Table 214: How much do each of the following statements describe your neighborhood? fights





Response	6	8	10	12	Total	
NO!	70.1	60.8	50.8	48.9	59.1	
no	16.3	26.8	35.8	29.3	26.4	
yes	10.2	10.3	10.0	16.3	11.2	
YES!	3.4	2.1	3.3	5.4	3.3	
N of Valid	147	194	120	92	553	
N of Miss	11	16	15	16	58	

Table 215: How much do each of the following statements describe your neighborhood? lots of empty or abandoned buildings





Response	6	8	10	12	Total	
NO!	63.5	63.9	51.3	58.7	60.2	
no	18.9	24.7	34.5	26.1	25.5	
yes	13.5	10.3	8.4	9.8	10.7	
YES!	4.1	1.0	5.9	5.4	3.6	
N of Valid	148	194	119	92	553	
N of Miss	10	16	16	16	58	

Table 216: How much do each of the following statements describe your neighborhood? lots of graffiti





Response	6	8	10	12	Total	
NO!	78.4	71.6	63.6	64.1	70.5	
no	18.2	25.8	33.9	28.3	25.9	
yes	1.4	2.1	1.7	4.3	2.2	
YES!	2.0	0.5	0.8	3.3	1.4	
N of Valid	148	194	118	92	552	
N of Miss	10	16	17	16	59	

Table 217: I feel safe in my neighborhood.

Response	6	8	10	12	Total
NO!	7.4	5.6	7.6	4.3	6.3
no	13.4	6.1	8.4	14.1	9.9
yes	28.2	43.9	42.9	37.0	38.4
YES!	51.0	44.4	41.2	44.6	45.5
N of Valid	149	198	119	92	558
N of Miss	9	12	16	16	53

Table 218: If a kid smoked marijuana in your neighborhood would he or she be caught by the police?

Response	6	8	10	12	Total
NO!	15.3	17.8	20.7	29.7	19.7
no	17.3	35.0	50.4	52.7	36.5
yes	33.3	27.9	17.4	13.2	24.7
YES!	34.0	19.3	11.6	4.4	19.1
N of Valid	150	197	121	91	559
N of Miss	8	13	14	17	52

Table 219: If a kid drank some beer, wine or hard liquor (for example, vodka, whiskey, or gin) in your neighborhood would he or she be caught by the police?

Response	6	8	10	12	Total
NO!	16.7	20.8	27.3	41.8	24.5
no	19.3	43.1	49.6	45.1	38.5
yes	33.3	22.3	16.5	9.9	22.0
YES!	30.7	13.7	6.6	3.3	15.0
N of Valid	150	197	121	91	559
N of Miss	8	13	14	17	52

Table 220: If a kid carried a handgun in your neighborhood would he or she be caught by the police?





Response	6	8	10	12	Total	
NO!	16.1	18.2	20.7	31.9	20.4	
no	16.1	25.3	42.1	27.5	26.8	
yes	31.5	30.8	22.3	30.8	29.2	
YES!	36.2	25.8	14.9	9.9	23.6	
N of Valid	149	198	121	91	559	
N of Miss	9	12	14	17	52	

Table 221: If you wanted to get some cigarettes, how easy would it be for you to get some?





Response	6	8	10	12	Total	
Very hard	79.1	56.5	31.1	24.2	52.0	
Sort of hard	6.5	18.3	21.0	12.1	14.6	
Sort of easy	7.2	11.0	23.5	19.8	14.1	
Very easy	7.2	14.1	24.4	44.0	19.3	
N of Valid	153	191	119	91	554	
N of Miss	5	19	16	17	57	

Table 222: If you wanted to get some beer, wine or hard liquor (for example, vodka, whiskey, or gin), how easy would it be for you to get some?





Response	6	8	10	12	Total	
Very hard	80.4	51.8	33.6	28.6	52.0	
Sort of hard	8.5	14.5	14.3	17.6	13.3	
Sort of easy	6.5	19.2	20.2	20.9	16.2	
Very easy	4.6	14.5	31.9	33.0	18.5	
N of Valid	153	193	119	91	556	
N of Miss	5	17	16	17	55	

Table 223: If you wanted to get a drug like cocaine, LSD, or amphetamines, how easy would it be for you to get some?


Response	6	8	10	12	Total	
Very hard	96.1	84.5	72.9	59.3	81.0	
Sort of hard	3.3	9.8	11.9	15.4	9.4	
Sort of easy	0.7	3.6	11.0	14.3	6.1	
Very easy	0.0	2.1	4.2	11.0	3.4	
N of Valid	152	193	118	91	554	
N of Miss	6	17	17	17	57	

Table 224: If you wanted to get a handgun, how easy would it be for you to get one?


Response	6	8	10	12	Total	
Very hard	75.7	59.1	42.4	54.3	59.3	
Sort of hard	9.2	8.8	18.6	14.1	11.9	
Sort of easy	5.9	14.0	17.8	14.1	12.6	
Very easy	9.2	18.1	21.2	17.4	16.2	
N of Valid	152	193	118	92	555	
N of Miss	6	17	17	16	56	

Table 225: If you wanted to get some marijuana, how easy would it be for you to get some?


Response	6	8	10	12	Total	
Very hard	93.4	74.7	47.5	38.5	68.1	
Sort of hard	2.0	8.4	13.6	13.2	8.5	
Sort of easy	2.6	10.0	16.9	15.4	10.3	
Very easy	2.0	6.8	22.0	33.0	13.1	
N of Valid	152	190	118	91	551	
N of Miss	6	20	17	17	60	

Table 226: If you wanted to get prescription drugs for the purpose of getting high, how easy would it be for you to get some?





Response	6	8	10	12	Total	
Very hard	90.1	69.4	58.5	51.6	69.9	
Sort of hard	4.6	8.8	16.9	19.8	11.2	
Sort of easy	0.7	8.3	10.2	12.1	7.2	
Very easy	4.6	13.5	14.4	16.5	11.7	
N of Valid	152	193	118	91	554	
N of Miss	6	17	17	17	57	

Table 227: If you wanted to get synthetic marijuana such as K2 or chemical products such as bath salts to get high, how easy would it be for you to get some?





Response	6	8	10	12	Total	
Very hard	96.7	85.0	71.4	68.1	82.5	
Sort of hard	1.3	6.2	15.1	12.1	7.7	
Sort of easy	1.3	5.2	8.4	7.7	5.2	
Very easy	0.7	3.6	5.0	12.1	4.5	
N of Valid	152	193	119	91	555	
N of Miss	6	17	16	17	56	

Table 228: If you wanted to get steroids to use or to enhance athletic performance, how easy would it be for you to get some?





Response	6	8	10	12	Total	
Very hard	92.8	84.5	64.4	65.6	79.4	
Sort of hard	5.2	6.2	19.5	21.1	11.2	
Sort of easy	1.3	5.2	9.3	5.6	5.1	
Very easy	0.7	4.1	6.8	7.8	4.3	
N of Valid	153	193	118	90	554	
N of Miss	5	17	17	18	57	

Table 229: If you wanted to get e-cigarettes, e-cigars, or e-hookahs, how easy would it be for you to get some?





Response	6	8	10	12	Total	
Very hard	89.5	64.9	45.4	37.4	63.0	
Sort of hard	5.9	11.5	14.3	13.2	10.8	
Sort of easy	2.6	8.9	18.5	9.9	9.4	
Very easy	2.0	14.7	21.8	39.6	16.8	
N of Valid	153	191	119	91	554	
N of Miss	5	19	16	17	57	

Table 230: During the past 12 months, have you participated in any alcohol prevention programs or seen any alcohol prevention messages in your school or community? Yes, a school-based program focused on preventing underage drinking and/or drinking and driving.



Response	6	8	10	12	Total	
No	62.0	69.8	75.0	79.8	70.4	
Yes	38.0	30.2	25.0	20.2	29.6	
N of Valid	150	189	120	89	548	
N of Miss	0	0	0	0	0	

Table 231: During the past 12 months, have you participated in any alcohol prevention programs or seen any alcohol prevention messages in your school or community? Yes, a community-based program focused on preventing underage drinking and/or drinking and driving (for example, through your church or temple or through youth groups like Boys and Girls Club or 4-H).



Response	6	8	10	12	Total	
No	88.0	89.9	95.8	94.4	91.4	
Yes	12.0	10.1	4.2	5.6	8.6	
N of Valid	150	189	120	89	548	
N of Miss	0	0	0	0	0	

Table 232: During the past 12 months, have you participated in any alcohol prevention programs or seen any alcohol prevention messages in your school or community? Yes, a media campaign addressing underage drinking and/or drinking and driving (for example, newspaper ads, posters, pamphlets, radio, TV).



Response	6	8	10	12	Total	
No	89.3	86.2	95.0	91.0	89.8	
Yes	10.7	13.8	5.0	9.0	10.2	
N of Valid	150	189	120	89	548	
N of Miss	0	0	0	0	0	

Table 233: During the past 12 months, have you participated in any alcohol prevention programs or seen any alcohol prevention messages in your school or community? No



Response	6	8	10	12	Total	
No	38.7	40.2	31.7	27.0	35.8	
Yes	61.3	59.8	68.3	73.0	64.2	
N of Valid	150	189	120	89	548	
N of Miss	0	0	0	0	0	

Table 234: How wrong do your parents feel it would be for YOU to: have one or two drinks of an alcoholic beverage nearly every day?





Response	6	8	10	12	Total	
Very wrong	95.2	85.3	69.2	72.1	82.3	
Wrong	2.1	9.9	15.8	17.4	10.3	
A little bit wrong	1.4	3.7	10.8	5.8	5.0	
Not at all wrong	1.4	1.0	4.2	4.7	2.4	
N of Valid	145	191	120	86	542	
N of Miss	13	19	15	22	69	

Table 235: How wrong do your parents feel it would be for YOU to: smoke tobacco?





Response	6	8	10	12	Total	
Very wrong	93.8	90.1	75.4	74.4	85.4	
Wrong	2.1	7.8	14.4	9.3	8.0	
A little bit wrong	2.1	1.6	8.5	8.1	4.3	
Not at all wrong	2.1	0.5	1.7	8.1	2.4	
N of Valid	144	192	118	86	540	
N of Miss	14	18	17	22	71	

Table 236: How wrong do your parents feel it would be for YOU to: smoke marijuana?





Response	6	8	10	12	Total	
Very wrong	95.2	90.0	80.0	75.6	86.9	
Wrong	3.4	6.3	11.7	8.1	7.0	
A little bit wrong	0.0	2.1	4.2	10.5	3.3	
Not at all wrong	1.4	1.6	4.2	5.8	2.8	
N of Valid	145	190	120	86	541	
N of Miss	13	20	15	22	70	

Table 237: How wrong do your parents feel it would be for YOU to: use prescription drugs not prescribed to you?





Response	6	8	10	12	Total	
Very wrong	96.5	91.1	87.5	89.7	91.5	
Wrong	1.4	5.8	7.5	5.7	5.0	
A little bit wrong	0.7	2.1	3.3	3.4	2.2	
Not at all wrong	1.4	1.0	1.7	1.1	1.3	
N of Valid	142	191	120	87	540	
N of Miss	16	19	15	21	71	

Table 238: How wrong do your parents feel it would be for YOU to: steal something?





Response	6	8	10	12	Total	
Very wrong	93.0	88.5	79.7	90.8	88.1	
Wrong	2.1	11.0	17.8	5.7	9.3	
A little bit wrong	4.2	0.0	0.8	2.3	1.7	
Not at all wrong	0.7	0.5	1.7	1.1	0.9	
N of Valid	142	191	118	87	538	
N of Miss	16	19	17	21	73	

Table 239: How wrong do your parents feel it would be for YOU to: draw graffiti, write things, or draw pictures on buildings or other property (without the owner's permission)?

Response	6	8	10	12	Total	
Very wrong	93.7	86.8	82.4	81.4	86.8	
Wrong	1.4	8.9	15.1	11.6	8.7	
A little bit wrong	3.5	3.7	0.8	4.7	3.2	
Not at all wrong	1.4	0.5	1.7	2.3	1.3	
N of Valid	143	190	119	86	538	
N of Miss	15	20	16	22	73	

Table 240: How wrong do your parents feel it would be for YOU to: pick a fight with someone?

Response	6	8	10	12	Total	
Very wrong	77.9	62.6	52.9	62.8	64.6	
Wrong	12.4	23.2	24.4	22.1	20.4	
A little bit wrong	6.9	11.6	21.0	8.1	11.9	
Not at all wrong	2.8	2.6	1.7	7.0	3.1	
N of Valid	145	190	119	86	540	
N of Miss	13	20	16	22	71	

Table 241: During the past 12 months, have you talked with at least one of your parents about the dangers of underage drinking and/or drinking and driving? By parents, we mean either your biological parents, adoptive parents, stepparents, or adult guardians - whether or not they live with you.

Response	6	8	10	12	Total	
No	48.9	54.5	64.1	65.5	56.9	
Yes	51.1	45.5	35.9	34.5	43.1	
N of Valid	139	189	117	84	529	
N of Miss	19	21	18	24	82	

Table 242: The rules in my family are clear.


Response	6	8	10	12	Total	
NO!	6.9	4.7	1.7	4.6	4.6	
no	5.5	3.2	11.6	9.2	6.6	
yes	22.1	39.5	43.8	35.6	35.2	
YES!	65.5	52.6	43.0	50.6	53.6	
N of Valid	145	190	121	87	543	
N of Miss	13	20	14	21	68	

Table 243: People in my family have serious arguments about the same things, and often insult or yell at each other.

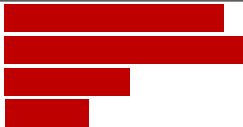
Response	6	8	10	12	Total	
NO!	46.9	29.6	24.8	32.2	33.6	
no	24.1	42.9	43.0	37.9	37.1	
yes	16.6	18.5	22.3	13.8	18.1	
YES!	12.4	9.0	9.9	16.1	11.3	
N of Valid	145	189	121	87	542	
N of Miss	13	21	14	21	69	

Table 244: When I am not at home, one of my parents knows where I am and who I am with.

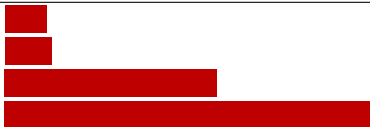
Response	6	8	10	12	Total	
NO!	4.9	5.2	1.7	4.6	4.2	
no	2.1	4.7	5.8	10.3	5.2	
yes	16.8	31.9	46.3	40.2	32.5	
YES!	76.2	58.1	46.3	44.8	58.1	
N of Valid	143	191	121	87	542	
N of Miss	15	19	14	21	69	

Table 245: My family has clear rules about alcohol and drug use.

Response	6	8	10	12	Total
NO!	7.0	5.2	2.5	9.2	5.7
no	4.2	8.4	8.4	10.3	7.6
yes	16.8	24.6	32.8	29.9	25.2
YES!	72.0	61.8	56.3	50.6	61.5
N of Valid	143	191	119	87	540
N of Miss	15	19	16	21	71

Table 246: If you skipped school would you be caught by your parents?

Response	6	8	10	12	Total
NO!	9.8	6.3	3.3	9.3	7.1
no	3.5	7.9	13.2	15.1	9.1
yes	17.5	27.0	33.1	32.6	26.7
YES!	69.2	58.7	50.4	43.0	57.1
N of Valid	143	189	121	86	539
N of Miss	15	21	14	22	72

Table 247: My parents ask if I've gotten my homework done.

Response	6	8	10	12	Total
NO!	6.2	7.3	8.3	17.2	8.8
no	4.2	8.4	21.5	23.0	12.5
yes	21.5	37.2	33.9	31.0	31.3
YES!	68.1	47.1	36.4	28.7	47.3
N of Valid	144	191	121	87	543
N of Miss	14	19	14	21	68

Table 248: Would your parents know if you did not come home on time?


Response	6	8	10	12	Total	
NO!	5.6	6.8	1.7	10.3	5.9	
no	4.9	5.3	9.3	8.0	6.5	
yes	17.5	34.7	42.4	41.4	32.9	
YES!	72.0	53.2	46.6	40.2	54.6	
N of Valid	143	190	118	87	538	
N of Miss	15	20	17	21	73	

Table 249: Do you know how to properly dispose of leftover prescription drugs?


Response	6	8	10	12	Total	
No	66.4	61.4	57.0	47.1	59.4	
Yes	33.6	38.6	43.0	52.9	40.6	
N of Valid	137	189	114	85	525	
N of Miss	21	21	21	23	86	

Table 250: Have any of your brothers or sisters ever: drunk beer, wine or hard liquor (for example, vodka, whiskey or gin)?


Response	6	8	10	12	Total	
No	79.3	61.5	42.6	43.7	59.2	
Yes	17.2	35.9	54.1	50.6	37.4	
I don't have any brothers or sisters	3.4	2.6	3.3	5.7	3.5	
N of Valid	145	192	122	87	546	
N of Miss	13	18	13	21	65	

Table 251: Have any of your brothers or sisters ever: smoked marijuana?


Response	6	8	10	12	Total	
No	93.1	83.2	66.4	69.0	79.8	
Yes	3.4	14.1	30.3	25.3	16.7	
I don't have any brothers or sisters	3.4	2.6	3.3	5.7	3.5	
N of Valid	145	191	122	87	545	
N of Miss	13	19	13	21	66	

Table 252: Have any of your brothers or sisters ever: smoked cigarettes?




Response	6	8	10	12	Total	
No	81.7	73.3	57.9	59.3	69.8	
Yes	14.8	24.1	38.0	34.9	26.5	
I don't have any brothers or sisters	3.5	2.6	4.1	5.8	3.7	
N of Valid	142	191	121	86	540	
N of Miss	16	19	14	22	71	

Table 253: Have any of your brothers or sisters ever: taken a handgun to school?




Response	6	8	10	12	Total	
No	95.8	96.9	95.1	90.8	95.2	
Yes	0.7	0.5	1.6	4.6	1.5	
I don't have any brothers or sisters	3.5	2.6	3.3	4.6	3.3	
N of Valid	143	192	122	87	544	
N of Miss	15	18	13	21	67	

Table 254: Have any of your brothers or sisters ever: been suspended or expelled from school?




Response	6	8	10	12	Total	
No	83.0	74.0	69.7	69.0	74.5	
Yes	13.5	23.4	25.4	26.4	21.8	
I don't have any brothers or sisters	3.5	2.6	4.9	4.6	3.7	
N of Valid	141	192	122	87	542	
N of Miss	17	18	13	21	69	

Table 255: Have any of your brothers or sisters ever: used e-cigarettes, e-cigars or e-hookahs (vaping)?




Response	6	8	10	12	Total	
No	81.4	76.0	63.1	63.2	72.5	
Yes	15.2	20.8	32.0	32.2	23.6	
I don't have any brothers or sisters	3.4	3.1	4.9	4.6	3.8	
N of Valid	145	192	122	87	546	
N of Miss	13	18	13	21	65	

Table 256: Have any of your brothers or sisters ever: used prescription drugs not prescribed to him/her?




Response	6	8	10	12	Total	
No	95.0	90.6	87.5	82.8	89.8	
Yes	1.4	6.8	8.3	12.6	6.7	
I don't have any brothers or sisters	3.5	2.6	4.2	4.6	3.5	
N of Valid	141	192	120	87	540	
N of Miss	17	18	15	21	71	

Table 257: Have you changed homes in the past year (the last 12 months)?



Response	6	8	10	12	Total	
No	71.2	73.0	73.2	80.2	73.7	
Yes	28.8	27.0	26.8	19.8	26.3	
N of Valid	146	196	123	86	551	
N of Miss	12	14	12	22	60	

Table 258: How many times have you changed homes since kindergarten?






Response	6	8	10	12	Total	
Never	34.0	33.7	33.9	35.6	34.1	
1 or 2 times	25.7	24.5	21.0	26.4	24.3	
3 or 4 times	20.8	19.4	18.5	19.5	19.6	
5 or 6 times	9.0	10.2	13.7	12.6	11.1	
7 or more times	10.4	12.2	12.9	5.7	10.9	
N of Valid	144	196	124	87	551	
N of Miss	14	14	11	21	60	

Table 259: Have you changed schools (including changing from elementary to middle and middle to high school) in the past year?



Response	6	8	10	12	Total	
No	77.5	71.4	62.9	82.4	72.8	
Yes	22.5	28.6	37.1	17.6	27.2	
N of Valid	142	196	124	85	547	
N of Miss	16	14	11	23	64	

Table 260: How many times have you changed schools since kindergarten (including changing from elementary to middle and middle to high school)?






Response	6	8	10	12	Total	
Never	45.2	31.8	35.0	37.2	36.9	
1 or 2 times	31.5	40.5	32.5	31.4	34.9	
3 or 4 times	13.0	14.9	15.4	16.3	14.7	
5 or 6 times	5.5	8.2	8.9	5.8	7.3	
7 or more times	4.8	4.6	8.1	9.3	6.2	
N of Valid	146	195	123	86	550	
N of Miss	12	15	12	22	61	

Table 261: Has anyone in your family ever had severe alcohol or drug problems?



Response	6	8	10	12	Total	
No	60.4	63.0	47.2	52.9	57.1	
Yes	39.6	37.0	52.8	47.1	42.9	
N of Valid	144	192	123	87	546	
N of Miss	14	18	12	21	65	

Table 262: About how many adults (over 21) have you known personally who in the past year have: used marijuana, crack, cocaine, or other drugs?






Response	6	8	10	12	Total	
0	72.6	66.7	48.8	55.2	62.4	
1	11.0	12.8	16.3	12.6	13.1	
2	7.5	11.3	12.2	8.0	10.0	
3-4	3.4	3.6	13.8	10.3	6.9	
5	5.5	5.6	8.9	13.8	7.6	
N of Valid	146	195	123	87	551	
N of Miss	12	15	12	21	60	

Table 263: About how many adults (over 21) have you known personally who in the past year have: sold or dealt drugs?






Response	6	8	10	12	Total	
0	84.6	79.0	64.2	71.3	75.9	
1	4.9	12.3	14.6	11.5	10.8	
2	6.3	4.6	6.5	4.6	5.5	
3-4	2.8	2.1	11.4	6.9	5.1	
5	1.4	2.1	3.3	5.7	2.7	
N of Valid	143	195	123	87	548	
N of Miss	15	15	12	21	63	

Table 264: About how many adults (over 21) have you known personally who in the past year have: done other things that could get them in trouble with the police, like stealing, selling stolen goods, mugging or assaulting others, etc.?






Response	6	8	10	12	Total	
0	78.8	76.3	52.8	75.9	71.6	
1	9.6	12.4	22.0	10.3	13.5	
2	5.5	5.7	8.1	5.7	6.2	
3-4	2.1	2.6	8.9	3.4	4.0	
5	4.1	3.1	8.1	4.6	4.7	
N of Valid	146	194	123	87	550	
N of Miss	12	16	12	21	61	

Table 265: About how many adults (over 21) have you known personally who in the past year have: gotten drunk or high?










Response	6	8	10	12	Total	
0	58.2	46.7	31.7	36.8	44.8	
1	19.2	21.0	21.1	17.2	20.0	
2	9.6	12.3	4.9	11.5	9.8	
3-4	4.1	6.7	17.9	9.2	8.9	
5	8.9	13.3	24.4	25.3	16.5	
N of Valid	146	195	123	87	551	
N of Miss	12	15	12	21	60	

Table 266: How honest were you in filling out this survey?

Response	6	8	10	12	Total	
I was very honest	86.1	78.6	74.2	85.1	80.6	
I was honest pretty much of the time	11.8	18.2	22.6	8.0	15.9	
I was honest some of the time	0.7	2.1	2.4	4.6	2.2	
I was honest once in a while	1.4	1.0	0.8	2.3	1.3	
I was not honest at all	0.0	0.0	0.0	0.0	0.0	
N of Valid	144	192	124	87	547	
N of Miss	14	18	11	21	64	