



# 2016 APNA

## Arkansas Prevention Needs Assessment Survey

**Lawrence County  
Tables**

**Arkansas Department of Human Services  
Division of Behavioral Health Services  
Prevention Services**

Conducted by International Survey Associates dba Pride Surveys





## Contents

1	INTRODUCTION	11
2	PERCENTAGE TABLES	16

## List of Tables

1	Sex	17
2	Age	17
3	Are you Hispanic or Latino?	17
4	What is your race? Black or African American	18
5	What is your race? Asian	18
6	What is your race? American Indian	18
7	What is your race? Alaska Native	18
8	What is your race? White	19
9	What is your race? Native Hawaiian or Other Pacific Islander	19
10	What is your race? Other	19
11	What is the highest level of schooling completed by your mother or father?	20
12	Think of where you live most of the time. Which of the following people live there with you? Mother	20
13	Think of where you live most of the time. Which of the following people live there with you? Stepmother	20
14	Think of where you live most of the time. Which of the following people live there with you? Foster Mother	21
15	Think of where you live most of the time. Which of the following people live there with you? Grandmother	21
16	Think of where you live most of the time. Which of the following people live there with you? Aunt	21
17	Think of where you live most of the time. Which of the following people live there with you? Father	21
18	Think of where you live most of the time. Which of the following people live there with you? Stepfather	22
19	Think of where you live most of the time. Which of the following people live there with you? Foster Father	22
20	Think of where you live most of the time. Which of the following people live there with you? Grandfather	22
21	Think of where you live most of the time. Which of the following people live there with you? Uncle	22
22	Think of where you live most of the time. Which of the following people live there with you? Other Adults	23
23	Think of where you live most of the time. Which of the following people live there with you? Brother(s)	23
24	Think of where you live most of the time. Which of the following people live there with you? Stepbrother(s)	23
25	Think of where you live most of the time. Which of the following people live there with you? Sister(s)	23
26	Think of where you live most of the time. Which of the following people live there with you? Stepsister(s)	24

27	Think of where you live most of the time. Which of the following people live there with you? Other Children . . . . .	24
28	In my school, students have lots of chances to help decide things like class activities and rules. . . . .	24
29	Teachers ask me to work on special classroom projects. . . . .	24
30	My teacher(s) notices when I am doing a good job and lets me know about it. . . . .	25
31	There are lots of chances for students in my school to get involved in sports, clubs, and other school activities outside of class. . . . .	25
32	There are lots of chances for students in my school to talk with a teacher one-on-one. . . . .	25
33	I feel safe at my school. . . . .	26
34	The school lets my parents know when I have done something well. . . . .	26
35	My teachers praise me when I work hard in school. . . . .	26
36	Are your school grades better than the grades of most students in your class? . . . . .	27
37	I have lots of chances to be part of class discussions or activities. . . . .	27
38	Now thinking back over the past year in school, how often did you: enjoy being in school? . . . . .	27
39	Now thinking back over the past year in school, how often did you: hate being in school? . . . . .	28
40	Now thinking back over the past year in school, how often did you: try to do your best work in school? . . . . .	28
41	How often do you feel that the school work you are assigned is meaningful and important? . . . . .	28
42	Putting them all together, what were your grades like last year? . . . . .	29
43	How important do you think the things you are learning in school are going to be for your later life? . . . . .	29
44	Do your parents care about your skipping or cutting school? . . . . .	29
45	During the LAST FOUR WEEKS how many whole days of school have you missed because you skipped or 'cut'? . . . . .	30
46	What are the chances you would be seen as cool if you: smoked cigarettes? . . . . .	30
47	What are the chances you would be seen as cool if you: worked hard at school? . . . . .	30
48	What are the chances you would be seen as cool if you: began drinking alcoholic beverages regularly, that is, at least once or twice a month? . . . . .	31
49	What are the chances you would be seen as cool if you: defended someone who was being bullied? . . . . .	31
50	What are the chances you would be seen as cool if you: smoked marijuana? . . . . .	31
51	What are the chances you would be seen as cool if you: carried a handgun? . . . . .	32

52	What are the chances you would be seen as cool if you: used e-cigarettes, e-cigars or e-hookahs? . . . . .	32
53	What are the chances you would be seen as cool if you: bullied someone or cyber bullied someone? . . . . .	32
54	Think of your four best friends (the friends you feel closest to). In the past year (12 months), how many of your best friends have: participated in clubs, organizations or activities at school? . . . . .	33
55	Think of your four best friends (the friends you feel closest to). In the past year (12 months), how many of your best friends have: smoked cigarettes? . . . . .	33
56	Think of your four best friends (the friends you feel closest to). In the past year (12 months), how many of your best friends have: tried beer, wine or hard liquor (for example, vodka, whiskey, or gin) when their parents didn't know about it? . . . . .	33
57	Think of your four best friends (the friends you feel closest to). In the past year (12 months), how many of your best friends have: used e-cigarettes, e-cigars, or e-hookahs? . . . . .	34
58	Think of your four best friends (the friends you feel closest to). In the past year (12 months), how many of your best friends have: used marijuana? . . . . .	34
59	Think of your four best friends (the friends you feel closest to). In the past year (12 months), how many of your best friends have: used prescription drugs or non-prescription drugs for the purpose of getting high? . . . . .	34
60	Think of your four best friends (the friends you feel closest to). In the past year (12 months), how many of your best friends have: used synthetic marijuana (K2, spice) or bath salts? . . . . .	35
61	Think of your four best friends (the friends you feel closest to). In the past year (12 months), how many of your best friends have: used LSD, cocaine, amphetamines, or other illegal drugs? . . . . .	35
62	Think of your four best friends (the friends you feel closest to). In the past year (12 months), how many of your best friends have: been bullied? . . . . .	35
63	Think of your four best friends (the friends you feel closest to). In the past year (12 months), how many of your best friends have: been suspended from school? . . . . .	36
64	Think of your four best friends (the friends you feel closest to). In the past year (12 months), how many of your best friends have: carried a handgun? . . . . .	36
65	Think of your four best friends (the friends you feel closest to). In the past year (12 months), how many of your best friends have: sold illegal drugs? . . . . .	36
66	Think of your four best friends (the friends you feel closest to). In the past year (12 months), how many of your best friends have: regularly attended religious services? . . . . .	37

67	Think of your four best friends (the friends you feel closest to). In the past year (12 months), how many of your best friends have: stolen or tried to steal a motor vehicle such as a car or motorcycle?	37
68	Think of your four best friends (the friends you feel closest to). In the past year (12 months), how many of your best friends have: been arrested?	37
69	Think of your four best friends (the friends you feel closest to). In the past year (12 months), how many of your best friends have: dropped out of school?	38
70	Think of your four best friends (the friends you feel closest to). In the past year (12 months), how many of your best friends have: been members of a gang?	38
71	How old were you when you first: smoked marijuana?	38
72	How old were you when you first: smoked a cigarette, even just a puff?	39
73	How old were you when you first: had more than a sip or two of beer, wine or hard liquor (for example, vodka, whiskey, or gin)?	39
74	How old were you when you first: began drinking alcoholic beverages regularly, that is, at least once or twice a month?	40
75	How old were you when you first: used Daztrex?	40
76	How old were you when you first: got suspended from school?	41
77	How old were you when you first: got arrested?	41
78	How old were you when you first: carried a handgun?	42
79	How old were you when you first: used e-cigarettes, e-cigars, or e-hookahs?	42
80	How old were you when you first: belonged to a gang?	43
81	How old were you when you first: used prescription drugs not prescribed to you?	43
82	How wrong do you think it is for someone your age to: take a handgun to school?	44
83	How wrong do you think it is for someone your age to: steal anything?	44
84	How wrong do you think it is for someone your age to: pick a fight with someone?	44
85	How wrong do you think it is for someone your age to: attack someone with the idea of seriously hurting them?	45
86	How wrong do you think it is for someone your age to: stay away from school all day when their parents think they are at school?	45
87	How wrong do you think it is for someone your age to: drink beer, wine or hard liquor (for example, vodka, whiskey, or gin) regularly?	45
88	How wrong do you think it is for someone your age to: smoke cigarettes?	46
89	How wrong do you think it is for someone your age to: smoke marijuana?	46

90	How wrong do you think it is for someone your age to: use prescription drugs or non-prescription drugs for the purpose of getting high?	46
91	How wrong do you think it is for someone your age to: use synthetic marijuana (K2, spice) or bath salts?	47
92	How wrong do you think it is for someone your age to: use LSD, cocaine, amphetamines or another illegal drug?	47
93	How wrong do you think it is for someone your age to: use e-cigarettes, e-cigars or e-hookahs?	47
94	At school during the past 12 months, did you receive help from the resource teacher, speech therapist or other special education teacher?	48
95	How many times in the past year (12 months) have you: been suspended from school?	48
96	How many times in the past year (12 months) have you: carried a handgun?	48
97	How many times in the past year (12 months) have you: sold illegal drugs?	49
98	How many times in the past year (12 months) have you: stolen or tried to steal a motor vehicle such as a car or motorcycle?	49
99	How many times in the past year (12 months) have you: participated in clubs, organizations or activities at school?	50
100	How many times in the past year (12 months) have you: been arrested?	50
101	How many times in the past year (12 months) have you: attacked someone with the idea of seriously hurting them?	51
102	How many times in the past year (12 months) have you: been drunk or high at school?	51
103	How many times in the past year (12 months) have you: taken a handgun to school?	52
104	Are you currently on probation, or assigned a probation officer with Juvenile Court?	52
105	Have you ever belonged to a gang?	52
106	If you have ever belonged to a gang, did that gang have a name?	53
107	You are at a party at someone's house, and one of your friends offers you a drink containing alcohol. What would you say or do?	53
108	How often do you attend religious services or activities?	53
109	I think sometimes it's okay to cheat at school.	54
110	It is important to think before you act.	54
111	Sometimes I think that life is not worth it.	54
112	At times I think I am no good at all.	55
113	All in all, I am inclined to think that I am a failure.	55
114	In the past year, have you felt depressed or sad MOST days, even if you felt okay sometimes?	55
115	It is all right to beat up people if they start the fight.	56
116	I think it is okay to take something without asking if you can get away with it.	56

117	Where do you get the most information about living a drug and alcohol free life? Parents/guardians . . . . .	56
118	Where do you get the most information about living a drug and alcohol free life? Friends . . . . .	57
119	Where do you get the most information about living a drug and alcohol free life? Family members . . . . .	57
120	Where do you get the most information about living a drug and alcohol free life? School . . . . .	57
121	Where do you get the most information about living a drug and alcohol free life? Internet . . . . .	58
122	Where do you get the most information about living a drug and alcohol free life? TV . . . . .	58
123	Where do you get the most information about living a drug and alcohol free life? Social media . . . . .	58
124	How much do you think people risk harming themselves (physically or in other ways) if they: smoked one or more packs of cigarettes per day? . . . . .	59
125	How much do you think people risk harming themselves (physically or in other ways) if they: try marijuana once or twice? . . . . .	59
126	How much do you think people risk harming themselves (physically or in other ways) if they: smoke marijuana once or twice a week? . . . . .	59
127	How much do you think people risk harming themselves (physically or in other ways) if they: take one or two drinks of an alcoholic beverage (beer, wine, liquor) nearly every day? . . . . .	60
128	How much do you think people risk harming themselves (physically or in other ways) if they: have five or more drinks of an alcoholic beverage once or twice a weekend? . . . . .	60
129	How much do you think people risk harming themselves (physically or in other ways) if they: use prescription drugs that are not prescribed to them? . . . . .	60
130	How much do you think people risk harming themselves (physically or in other ways) if they: use non-prescription drugs to get high? . . . . .	61
131	How much do you think people risk harming themselves (physically or in other ways) if they: use e-cigarettes, e-cigars, or e-hookahs? . . . . .	61
132	Have you ever used smokeless tobacco (chew, snuff, plug, dipping tobacco, or chewing tobacco)? . . . . .	61
133	How often have you used smokeless tobacco during the past 30 days? . . . . .	62
134	Have you ever smoked cigarettes? . . . . .	62
135	How frequently have you smoked cigarettes during the past 30 days? . . . . .	62
136	Which statement best describes rules about smoking inside your home or your family cars? . . . . .	63
137	Have you ever used e-cigarettes, e-cigars, or e-hookahs? . . . . .	63
138	How frequently have you used e-cigarettes, e-cigars, or e-hookahs? . . . . .	64
139	During this school year, were you taught in any of your classes about the dangers of tobacco use? . . . . .	64

140	During the past 12 months, have you participated in any community activities to discourage people your age from using cigarettes, chewing tobacco, snuff, dip or cigars, e-cigarettes, e-cigars, or e-hookahs? . . . . .	64
141	Think back over the last two weeks. How many times have you had five or more alcoholic drinks in a row? . . . . .	65
142	During the past 30 days, how many times did you ride in a car or other vehicle driven by someone who had been drinking alcohol or using drugs to get high? . . . . .	65
143	During the past 30 days, how many times did you drive a car or other vehicle when you had been drinking alcohol or using drugs to get high? . . . . .	65
144	If you drank alcohol (not just a sip or taste) in the past year, how did you usually get it? . . . . .	66
145	If you drank alcohol (not just a sip or taste) in the past year, where did you usually drink it? . . . . .	66
146	How do you feel about someone your age having one or two drinks of an alcoholic beverage nearly every day? . . . . .	67
147	On how many occasions have you had alcoholic beverages (beer, wine or hard liquor) to drink in your lifetime - more than just a few sips? . . . . .	67
148	On how many occasions have you drunk one or more drinks of an alcoholic beverage during the past 30 days? . . . . .	67
149	On how many occasions have you used marijuana (grass, pot) or hashish (hash, hash oil) in your lifetime? . . . . .	68
150	On how many occasions have you used marijuana (grass, pot) or hashish (hash, hash oil) during the past 30 days? . . . . .	68
151	On how many occasions have you used LSD or other psychedelics in your lifetime? . . . . .	68
152	On how many occasions have you used LSD or other psychedelics during the past 30 days? . . . . .	69
153	On how many occasions have you used cocaine or crack in your lifetime? . . . . .	69
154	On how many occasions have you used cocaine or crack during the past 30 days? . . . . .	69
155	On how many occasions have you sniffed glue, breathed the contents of an aerosol spray can, or inhaled other gases or sprays, in order to get high in your lifetime? . . . . .	70
156	On how many occasions have you sniffed glue, breathed the contents of an aerosol spray can, or inhaled other gases or sprays, in order to get high during the past 30 days? . . . . .	70
157	On how many occasions have you used Daztrex in your lifetime? . . . . .	71
158	On how many occasions have you used Daztrex during the past 30 days? . . . . .	71
159	On how many occasions have you used synthetic marijuana (K2, spice) in your lifetime? . . . . .	71

160	On how many occasions have you used synthetic marijuana (K2, spice) during the past 30 days? . . . . .	72
161	On how many occasions have you used methamphetamines (meth, speed, crank, crystal meth) in your lifetime? . . . . .	72
162	On how many occasions have you used methamphetamines (meth, speed, crank, crystal meth) in the past 30 days? . . . . .	72
163	On how many occasions have you used other chemical products (bath salts, plant food, etc.) in your lifetime? . . . . .	73
164	On how many occasions have you used other chemical products (bath salts, plant food, etc.) during the past 30 days? . . . . .	73
165	On how many occasions have you used heroin or other opiates in your lifetime? . . . . .	73
166	On how many occasions have you used heroin or other opiates during the past 30 days? . . . . .	74
167	On how many occasions have you used MDMA ('X', 'E', or ecstasy) in your lifetime? . . . . .	74
168	On how many occasions have you used MDMA ('X', 'E', or ecstasy) during the past 30 days? . . . . .	74
169	On how many occasions have you taken prescription drugs (such as Valium, Xanax, Ritalin, Adderall, OxyContin, Darvocet, or sleeping pills) not prescribed to you in your lifetime? . . . . .	75
170	On how many occasions have you taken prescription drugs (such as Valium, Xanax, Ritalin, Adderall, OxyContin, Darvocet, or sleeping pills) not prescribed to you during the past 30 days? . . . . .	75
171	On how many occasions have you taken non-prescription medicines such as diet pills (for example, Dietac, Dexatrim or Prolamine), stay-awake pills (for example No-Doz, Vivarin, or Wake), or cough or cold medicines (robos, DXM, etc.) to get high in your lifetime? . . . . .	76
172	On how many occasions have you taken non-prescription medicines such as diet pills (for example, Dietac, Dexatrim or Prolamine), stay-awake pills (for example No-Doz, Vivarin, or Wake), or cough or cold medicines (robos, DXM, etc.) to get high during the past 30 days? . . . . .	76
173	On how many occasions have you been drunk or very high from drinking alcoholic beverages during the past 30 days? . . . . .	77
174	On how many occasions have you drunk flavored alcoholic beverages, sometimes called 'alcopops' (like Mike's Hard Lemonade, Smirnoff Ice, Bacardi Breezers, etc.) in your lifetime? . . . . .	77
175	On how many occasions have you drunk flavored alcoholic beverages, sometimes called 'alcopops' (like Mike's Hard Lemonade, Smirnoff Ice, Bacardi Breezers, etc.) during the past 30 days? . . . . .	78
176	If you used prescription drugs or over the counter drugs without a doctor telling you to use it or for the purpose of getting high, where did you get these drugs? - Did not use . . . . .	78

177	If you used prescription drugs or over the counter drugs without a doctor telling you to use it or for the purpose of getting high, where did you get these drugs? - Bought or took from store or shop . . . . .	78
178	If you used prescription drugs or over the counter drugs without a doctor telling you to use it or for the purpose of getting high, where did you get these drugs? - Got from parents with permission . . . . .	79
179	If you used prescription drugs or over the counter drugs without a doctor telling you to use it or for the purpose of getting high, where did you get these drugs? - Got from home without permission . . . . .	79
180	If you used prescription drugs or over the counter drugs without a doctor telling you to use it or for the purpose of getting high, where did you get these drugs? - Got from relative with permission . . . . .	79
181	If you used prescription drugs or over the counter drugs without a doctor telling you to use it or for the purpose of getting high, where did you get these drugs? - Got from relative without permission . . . . .	79
182	If you used prescription drugs or over the counter drugs without a doctor telling you to use it or for the purpose of getting high, where did you get these drugs? - Got from friend's home with permission . . . . .	80
183	If you used prescription drugs or over the counter drugs without a doctor telling you to use it or for the purpose of getting high, where did you get these drugs? - Got from friend's home without permission . . . . .	80
184	If you used prescription drugs or over the counter drugs without a doctor telling you to use it or for the purpose of getting high, where did you get these drugs? - Got from friend at school . . . . .	80
185	If you used prescription drugs or over the counter drugs without a doctor telling you to use it or for the purpose of getting high, where did you get these drugs? - Got from friend at party . . . . .	80
186	If you used prescription drugs or over the counter drugs without a doctor telling you to use it or for the purpose of getting high, where did you get these drugs? - Got from friend, elsewhere . . . . .	81
187	If you used prescription drugs or over the counter drugs without a doctor telling you to use it or for the purpose of getting high, where did you get these drugs? - Got from internet sale . . . . .	81
188	During the last month, about how many marijuana cigarettes, or the equivalent, did you smoke a day, on the average? . . . . .	81
189	How wrong do your friends feel it would be for YOU to: have one or two drinks of an alcoholic beverage nearly every day? . . . . .	82
190	How wrong do your friends feel it would be for YOU to: smoke tobacco? . . . . .	82
191	How wrong do your friends feel it would be for YOU to: smoke marijuana? . . . . .	82
192	How wrong do your friends feel it would be for YOU to: use prescription drugs not prescribed to you? . . . . .	83
193	How wrong would most adults (over 21) in your neighborhood think it is for kids your age: to use marijuana? . . . . .	83

194	How wrong would most adults (over 21) in your neighborhood think it is for kids your age: to drink alcohol? . . . . .	83
195	How wrong would most adults (over 21) in your neighborhood think it is for kids your age: to smoke cigarettes? . . . . .	84
196	How much do each of the following statements describe your neighborhood? crime and/or drug selling . . . . .	84
197	How much do each of the following statements describe your neighborhood? fights . . . . .	84
198	How much do each of the following statements describe your neighborhood? lots of empty or abandoned buildings . . . . .	85
199	How much do each of the following statements describe your neighborhood? lots of graffiti . . . . .	85
200	I feel safe in my neighborhood. . . . .	85
201	If a kid smoked marijuana in your neighborhood would he or she be caught by the police? . . . . .	86
202	If a kid drank some beer, wine or hard liquor (for example, vodka, whiskey, or gin) in your neighborhood would he or she be caught by the police? . . . . .	86
203	If a kid carried a handgun in your neighborhood would he or she be caught by the police? . . . . .	86
204	If you wanted to get some cigarettes, how easy would it be for you to get some? . . . . .	87
205	If you wanted to get some beer, wine or hard liquor (for example, vodka, whiskey, or gin), how easy would it be for you to get some? . . . . .	87
206	If you wanted to get a drug like cocaine, LSD, or amphetamines, how easy would it be for you to get some? . . . . .	87
207	If you wanted to get a handgun, how easy would it be for you to get one? . . . . .	88
208	If you wanted to get some marijuana, how easy would it be for you to get some? . . . . .	88
209	If you wanted to get prescription drugs for the purpose of getting high, how easy would it be for you to get some? . . . . .	88
210	If you wanted to get synthetic marijuana such as K2 or chemical products such as bath salts to get high, how easy would it be for you to get some? . . . . .	89
211	If you wanted to get steroids to use or to enhance athletic performance, how easy would it be for you to get some? . . . . .	89
212	If you wanted to get e-cigarettes, e-cigars, or e-hookahs, how easy would it be for you to get some? . . . . .	89
213	During the past 12 months, have you participated in any alcohol prevention programs or seen any alcohol prevention messages in your school or community? Yes, a school-based program focused on preventing underage drinking and/or drinking and driving. . . . .	90

214	During the past 12 months, have you participated in any alcohol prevention programs or seen any alcohol prevention messages in your school or community? Yes, a community-based program focused on preventing underage drinking and/or drinking and driving (for example, through your church or temple or through youth groups like Boys and Girls Club or 4-H). . . . .	90
215	During the past 12 months, have you participated in any alcohol prevention programs or seen any alcohol prevention messages in your school or community? Yes, a media campaign addressing underage drinking and/or drinking and driving (for example, newspaper ads, posters, pamphlets, radio, TV). . . . .	90
216	During the past 12 months, have you participated in any alcohol prevention programs or seen any alcohol prevention messages in your school or community? No . . . . .	90
217	How wrong do your parents feel it would be for YOU to: have one or two drinks of an alcoholic beverage nearly every day? . . . . .	91
218	How wrong do your parents feel it would be for YOU to: smoke tobacco? . . . . .	91
219	How wrong do your parents feel it would be for YOU to: smoke marijuana? . . . . .	91
220	How wrong do your parents feel it would be for YOU to: use prescription drugs not prescribed to you? . . . . .	92
221	How wrong do your parents feel it would be for YOU to: steal something worth more than \$5? . . . . .	92
222	How wrong do your parents feel it would be for YOU to: draw graffiti, write things, or draw pictures on buildings or other property (without the owner's permission)? . . . . .	92
223	How wrong do your parents feel it would be for YOU to: pick a fight with someone? . . . . .	93
224	During the past 12 months, have you talked with at least one of your parents about the dangers of underage drinking and/or drinking and driving? By parents, we mean either your biological parents, adoptive parents, stepparents, or adult guardians - whether or not they live with you. . . . .	93
225	The rules in my family are clear. . . . .	93
226	People in my family have serious arguments about the same things, and often insult or yell at each other. . . . .	94
227	When I am not at home, one of my parents knows where I am and who I am with. . . . .	94
228	My family has clear rules about alcohol and drug use. . . . .	94
229	If you skipped school would you be caught by your parents? . . . . .	95
230	My parents ask if I've gotten my homework done. . . . .	95
231	Would your parents know if you did not come home on time? . . . . .	95
232	Do you know how to properly dispose of leftover prescription drugs? . . . . .	96



233	Have any of your brothers or sisters ever: drunk beer, wine or hard liquor (for example, vodka, whiskey or gin)? . . . . .	96
234	Have any of your brothers or sisters ever: smoked marijuana? . . . .	96
235	Have any of your brothers or sisters ever: smoked cigarettes? . . . .	96
236	Have any of your brothers or sisters ever: taken a handgun to school? .	97
237	Have any of your brothers or sisters ever: been suspended or expelled from school? . . . . .	97
238	Have any of your brothers or sisters ever: used e-cigarettes, e-cigars or e-hookahs? . . . . .	97
239	Have any of your brothers or sisters ever: used prescription drugs not prescribed to him/her? . . . . .	97
240	Have you changed homes in the past year (the last 12 months)? . . .	98
241	How many times have you changed homes since kindergarten? . . . .	98
242	Have you changed schools (including changing from elementary to middle and middle to high school) in the past year? . . . . .	98
243	How many times have you changed schools since kindergarten (including changing from elementary to middle and middle to high school)? . . . . .	99
244	Has anyone in your family ever had severe alcohol or drug problems? .	99
245	About how many adults (over 21) have you known personally who in the past year have: used marijuana, crack, cocaine, or other drugs? .	99
246	About how many adults (over 21) have you known personally who in the past year have: sold or dealt drugs? . . . . .	100
247	About how many adults (over 21) have you known personally who in the past year have: done other things that could get them in trouble with the police, like stealing, selling stolen goods, mugging or assaulting others, etc.? . . . .	100
248	About how many adults (over 21) have you known personally who in the past year have: gotten drunk or high? . . . . .	100
249	Have you seen or heard information about underage drinking in the past 12 months from the following sources? Radio . . . . .	101
250	Have you seen or heard information about underage drinking in the past 12 months from the following sources? TV. . . . .	101
251	Have you seen or heard information about underage drinking in the past 12 months from the following sources? Print. This includes information on underage drinking you may have seen in the newspaper, on a billboard, in pamphlets, on stickers, etc. . . . .	101
252	Have you seen or heard information about underage drinking in the past 12 months from the following sources? Website or social media? (Facebook, Myspace, website, etc.) . . . . .	101
253	The next questions ask about your opinions of the information you saw or heard. If you have seen or heard more than one ad, please think about your favorite ad when answering these questions. The information about underage drinking that I saw or heard was convincing. . . . .	102

254	The next questions ask about your opinions of the information you saw or heard. If you have seen or heard more than one ad, please think about your favorite ad when answering these questions. The information about underage drinking that I saw or heard grabbed my attention. . . . .	102
255	The next questions ask about your opinions of the information you saw or heard. If you have seen or heard more than one ad, please think about your favorite ad when answering these questions. The information about underage drinking that I saw or heard said something important to me. . . . .	102
256	The next questions ask about your opinions of the information you saw or heard. If you have seen or heard more than one ad, please think about your favorite ad when answering these questions. Seeing or hearing this information about underage drinking made me want to stop or decrease my drinking. . . . .	103
257	How honest were you in filling out this survey? . . . . .	103

List of Figures

1	Grade Chart . . . . .	12
2	Gender Chart . . . . .	13
3	Age Chart . . . . .	14
4	Ethnic Origin Chart . . . . .	15

# 1 INTRODUCTION

This report was generated from data collected on the *2016 Arkansas Prevention Needs Assessment Student Survey*. This report contains basic frequency tables of all data collected and graphs on the selected demographic variables of grade, gender, age and ethnic origin. The graph on ethnic origin is represented as a bar chart rather than as a pie chart. This is because students were allowed to mark more than one response for ethnic origin as opposed to being allowed to mark only one response. The bars represent the percent of students who marked each of the ethnic categories.

Questions regarding the information found in this report can be directed to:

**International Survey Associates dba Pride Surveys**

Mr. Jay Gleaton

2140 Newmarket Parkway

Suite 116

Marietta, GA 30067

Telephone: (800) 279-6361

Fax: (770) 726-9327

Website: <http://www.pridesurveys.com>



# Grade Chart

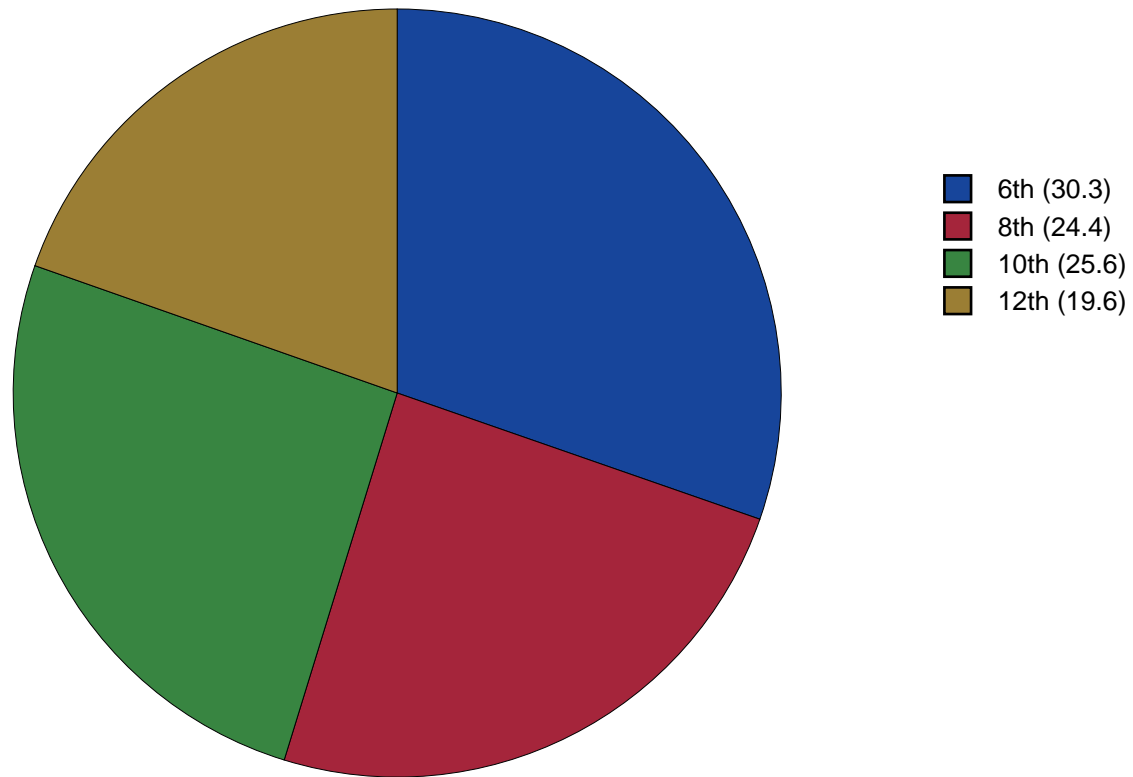


Figure 1: Grade Chart

## Gender Chart

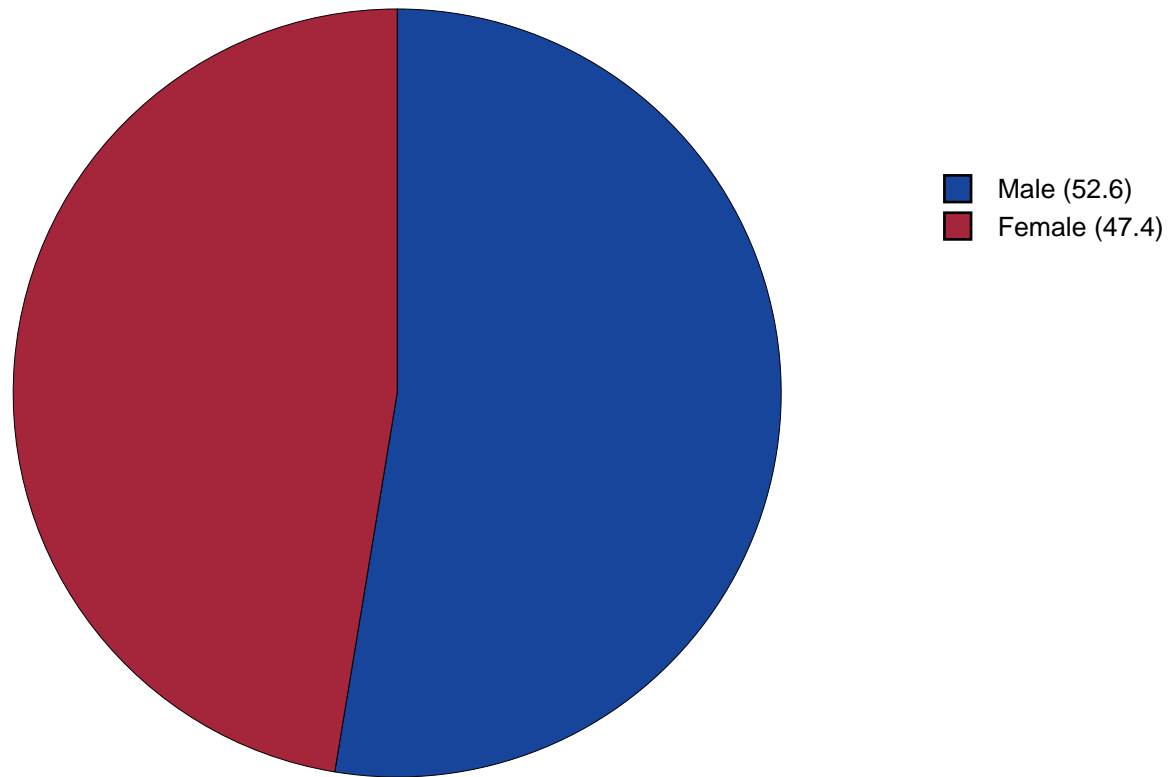


Figure 2: Gender Chart

# Age Chart

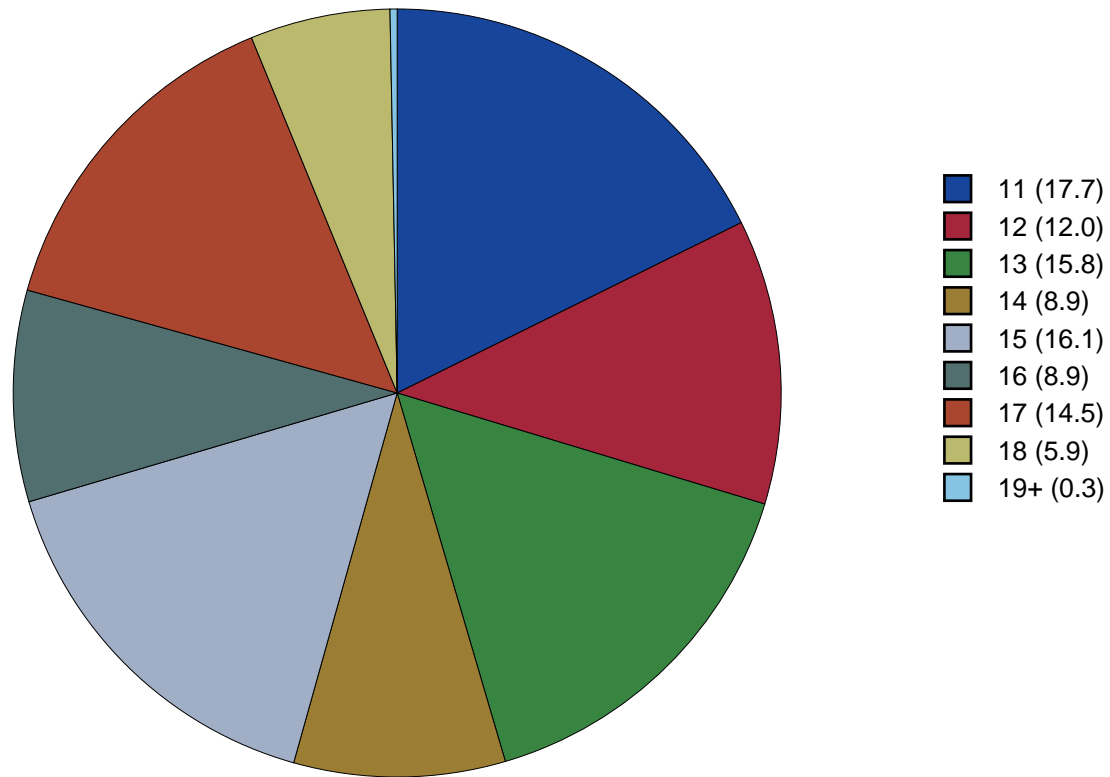


Figure 3: Age Chart



# Ethnic Origin Chart

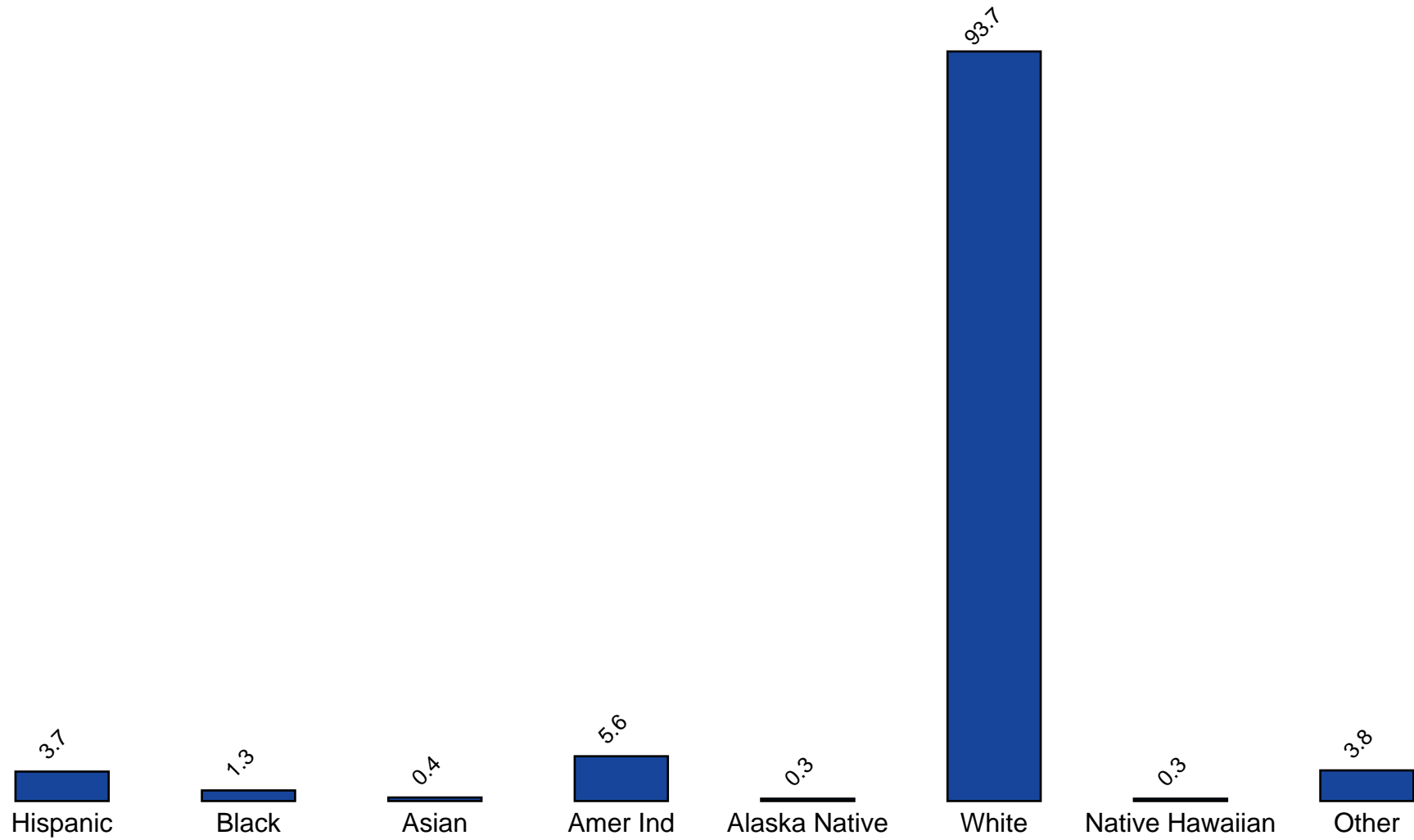


Figure 4: Ethnic Origin Chart

## 2 PERCENTAGE TABLES

The following tables contain frequency distribution detailing how your students responded to each question on the survey. The tables appear in the same order as the questions on the survey. The tables include breakdowns by grade level as well as overall percentages. The *N of Valid* row is a frequency count of the number of valid responses to each question for each grade and overall. The *N of Miss* row is a frequency count of the number of invalid(marked more than one response) or missing (i.e. did not respond) responses to each question for each grade and overall.

For the questions that allowed more than one response (i.e. race, live with, etc.) each response becomes a separate table. If a student did not mark the response, that was counted as a NO response, and if they did mark the response, that was counted as a YES response. Since a non response is a valid response for these questions, the *N of Miss* will always be zero for these questions.

Table 1: Sex



Response	6	8	10	12	Total	
Male	54.0	51.8	57.2	45.5	52.6	
Female	46.0	48.2	42.8	54.5	47.4	
N of Valid	202	166	173	132	673	
N of Miss	4	0	1	1	6	

Table 2: Age










Response	6	8	10	12	Total	
10 or younger	0.0	0.0	0.0	0.0	0.0	
11	58.5	0.0	0.0	0.0	17.7	
12	39.0	0.6	0.0	0.0	12.0	
13	2.4	61.4	0.0	0.0	15.8	
14	0.0	36.1	0.0	0.0	8.9	
15	0.0	1.8	61.3	0.0	16.1	
16	0.0	0.0	34.1	0.8	8.9	
17	0.0	0.0	4.6	67.7	14.5	
18	0.0	0.0	0.0	30.1	5.9	
19 or older	0.0	0.0	0.0	1.5	0.3	
N of Valid	205	166	173	133	677	
N of Miss	1	0	1	0	2	

Table 3: Are you Hispanic or Latino?



Response	6	8	10	12	Total	
No	96.3	95.6	96.5	97.0	96.3	
Yes	3.7	4.4	3.5	3.0	3.7	
N of Valid	189	160	171	132	652	
N of Miss	17	6	3	1	27	



Table 4: What is your race? Black or African American



Response	6	8	10	12	Total	
No	98.1	98.2	98.9	100.0	98.7	
Yes	1.9	1.8	1.1	0.0	1.3	
N of Valid	206	166	174	133	679	
N of Miss	0	0	0	0	0	

Table 5: What is your race? Asian



Response	6	8	10	12	Total	
No	100.0	99.4	99.4	99.2	99.6	
Yes	0.0	0.6	0.6	0.8	0.4	
N of Valid	206	166	174	133	679	
N of Miss	0	0	0	0	0	

Table 6: What is your race? American Indian



Response	6	8	10	12	Total	
No	88.3	95.8	97.7	97.7	94.4	
Yes	11.7	4.2	2.3	2.3	5.6	
N of Valid	206	166	174	133	679	
N of Miss	0	0	0	0	0	

Table 7: What is your race? Alaska Native



Response	6	8	10	12	Total	
No	99.0	100.0	100.0	100.0	99.7	
Yes	1.0	0.0	0.0	0.0	0.3	
N of Valid	206	166	174	133	679	
N of Miss	0	0	0	0	0	

Table 8: What is your race? White



Response	6	8	10	12	Total	
No	9.7	8.4	4.0	1.5	6.3	
Yes	90.3	91.6	96.0	98.5	93.7	
N of Valid	206	166	174	133	679	
N of Miss	0	0	0	0	0	

Table 9: What is your race? Native Hawaiian or Other Pacific Islander



Response	6	8	10	12	Total	
No	99.5	99.4	100.0	100.0	99.7	
Yes	0.5	0.6	0.0	0.0	0.3	
N of Valid	206	166	174	133	679	
N of Miss	0	0	0	0	0	

Table 10: What is your race? Other



Response	6	8	10	12	Total	
No	94.2	95.2	98.3	97.7	96.2	
Yes	5.8	4.8	1.7	2.3	3.8	
N of Valid	206	166	174	133	679	
N of Miss	0	0	0	0	0	

Table 11: What is the highest level of schooling completed by your mother or father?









Response	6	8	10	12	Total	
Completed grade school or less	2.8	3.1	1.2	0.8	2.0	
Some high school	1.7	3.8	9.9	10.6	6.2	
Completed high school	12.8	13.8	14.5	25.0	16.0	
Some college	11.1	21.9	18.0	22.0	17.9	
Completed college	26.1	26.2	33.1	27.3	28.3	
Graduate or professional school after college	9.4	8.8	6.4	6.1	7.8	
Don't know	35.6	20.6	15.7	6.8	20.7	
Does not apply	0.6	1.9	1.2	1.5	1.2	
N of Valid	180	160	172	132	644	
N of Miss	26	6	2	1	35	

Table 12: Think of where you live most of the time. Which of the following people live there with you? Mother



Response	6	8	10	12	Total	
No	18.0	22.9	25.9	24.1	22.4	
Yes	82.0	77.1	74.1	75.9	77.6	
N of Valid	206	166	174	133	679	
N of Miss	0	0	0	0	0	

Table 13: Think of where you live most of the time. Which of the following people live there with you? Stepmother



Response	6	8	10	12	Total	
No	92.7	88.6	89.1	92.5	90.7	
Yes	7.3	11.4	10.9	7.5	9.3	
N of Valid	206	166	174	133	679	
N of Miss	0	0	0	0	0	



Table 14: Think of where you live most of the time. Which of the following people live there with you? Foster Mother



Response	6	8	10	12	Total	
No	99.5	99.4	99.4	100.0	99.6	
Yes	0.5	0.6	0.6	0.0	0.4	
N of Valid	206	166	174	133	679	
N of Miss	0	0	0	0	0	

Table 15: Think of where you live most of the time. Which of the following people live there with you? Grandmother



Response	6	8	10	12	Total	
No	88.3	85.5	87.9	87.2	87.3	
Yes	11.7	14.5	12.1	12.8	12.7	
N of Valid	206	166	174	133	679	
N of Miss	0	0	0	0	0	

Table 16: Think of where you live most of the time. Which of the following people live there with you? Aunt



Response	6	8	10	12	Total	
No	96.1	96.4	98.9	96.2	96.9	
Yes	3.9	3.6	1.1	3.8	3.1	
N of Valid	206	166	174	133	679	
N of Miss	0	0	0	0	0	

Table 17: Think of where you live most of the time. Which of the following people live there with you? Father



Response	6	8	10	12	Total	
No	33.5	39.8	40.2	43.6	38.7	
Yes	66.5	60.2	59.8	56.4	61.3	
N of Valid	206	166	174	133	679	
N of Miss	0	0	0	0	0	

Table 18: Think of where you live most of the time. Which of the following people live there with you? Stepfather



Response	6	8	10	12	Total	
No	84.0	86.7	85.1	83.5	84.8	
Yes	16.0	13.3	14.9	16.5	15.2	
N of Valid	206	166	174	133	679	
N of Miss	0	0	0	0	0	

Table 19: Think of where you live most of the time. Which of the following people live there with you? Foster Father



Response	6	8	10	12	Total	
No	100.0	99.4	99.4	100.0	99.7	
Yes	0.0	0.6	0.6	0.0	0.3	
N of Valid	206	166	174	133	679	
N of Miss	0	0	0	0	0	

Table 20: Think of where you live most of the time. Which of the following people live there with you? Grandfather



Response	6	8	10	12	Total	
No	89.8	91.0	93.1	91.7	91.3	
Yes	10.2	9.0	6.9	8.3	8.7	
N of Valid	206	166	174	133	679	
N of Miss	0	0	0	0	0	

Table 21: Think of where you live most of the time. Which of the following people live there with you? Uncle



Response	6	8	10	12	Total	
No	96.1	96.4	99.4	97.7	97.3	
Yes	3.9	3.6	0.6	2.3	2.7	
N of Valid	206	166	174	133	679	
N of Miss	0	0	0	0	0	

Table 22: Think of where you live most of the time. Which of the following people live there with you? Other Adults

Response	6	8	10	12	Total	
No	96.1	99.4	97.1	98.5	97.6	
Yes	3.9	0.6	2.9	1.5	2.4	
N of Valid	206	166	174	133	679	
N of Miss	0	0	0	0	0	

Table 23: Think of where you live most of the time. Which of the following people live there with you? Brother(s)

Response	6	8	10	12	Total	
No	49.5	59.0	62.1	58.6	56.8	
Yes	50.5	41.0	37.9	41.4	43.2	
N of Valid	206	166	174	133	679	
N of Miss	0	0	0	0	0	

Table 24: Think of where you live most of the time. Which of the following people live there with you? Stepbrother(s)

Response	6	8	10	12	Total	
No	91.3	91.6	93.7	97.0	93.1	
Yes	8.7	8.4	6.3	3.0	6.9	
N of Valid	206	166	174	133	679	
N of Miss	0	0	0	0	0	

Table 25: Think of where you live most of the time. Which of the following people live there with you? Sister(s)

Response	6	8	10	12	Total	
No	51.5	55.4	61.5	68.4	58.3	
Yes	48.5	44.6	38.5	31.6	41.7	
N of Valid	206	166	174	133	679	
N of Miss	0	0	0	0	0	

Table 26: Think of where you live most of the time. Which of the following people live there with you? Stepsister(s)

Response	6	8	10	12	Total	
No	92.2	92.2	92.5	96.2	93.1	
Yes	7.8	7.8	7.5	3.8	6.9	
N of Valid	206	166	174	133	679	
N of Miss	0	0	0	0	0	

Table 27: Think of where you live most of the time. Which of the following people live there with you? Other Children

Response	6	8	10	12	Total	
No	97.1	96.4	94.8	97.0	96.3	
Yes	2.9	3.6	5.2	3.0	3.7	
N of Valid	206	166	174	133	679	
N of Miss	0	0	0	0	0	

Table 28: In my school, students have lots of chances to help decide things like class activities and rules.

Response	6	8	10	12	Total	
NO!	12.1	10.4	14.0	20.3	13.8	
no	38.9	40.5	30.4	37.6	36.8	
yes	44.4	42.9	48.0	39.1	43.9	
YES!	4.5	6.1	7.6	3.0	5.4	
N of Valid	198	163	171	133	665	
N of Miss	8	3	3	0	14	

Table 29: Teachers ask me to work on special classroom projects.

Response	6	8	10	12	Total	
NO!	5.1	7.3	7.6	6.8	6.6	
no	28.9	43.3	44.7	46.6	40.1	
yes	49.2	45.7	41.2	43.6	45.2	
YES!	16.8	3.7	6.5	3.0	8.1	
N of Valid	197	164	170	133	664	
N of Miss	9	2	4	0	15	

Table 30: My teacher(s) notices when I am doing a good job and lets me know about it.

Response	6	8	10	12	Total
NO!	4.0	2.5	7.6	8.3	5.4
no	16.3	20.9	27.1	21.8	21.3
yes	53.5	61.3	54.1	57.1	56.3
YES!	26.2	15.3	11.2	12.8	17.1
N of Valid	202	163	170	133	668
N of Miss	4	3	4	0	11

Table 31: There are lots of chances for students in my school to get involved in sports, clubs, and other school activities outside of class.

Response	6	8	10	12	Total
NO!	2.5	0.0	0.6	3.0	1.5
no	7.9	5.5	2.9	7.5	6.0
yes	35.1	42.3	43.0	49.6	41.8
YES!	54.5	52.1	53.5	39.8	50.7
N of Valid	202	163	172	133	670
N of Miss	4	3	2	0	9

Table 32: There are lots of chances for students in my school to talk with a teacher one-on-one.

Response	6	8	10	12	Total
NO!	2.0	2.5	3.5	6.1	3.3
no	12.4	21.0	16.9	14.4	16.0
yes	50.2	48.8	47.1	59.8	51.0
YES!	35.3	27.8	32.6	19.7	29.7
N of Valid	201	162	172	132	667
N of Miss	5	4	2	1	12

Table 33: I feel safe at my school.

Response	6	8	10	12	Total
NO!	4.0	3.1	3.0	6.8	4.1
no	7.0	5.6	10.1	12.0	8.4
yes	34.2	58.0	52.7	54.9	48.9
YES!	54.8	33.3	34.3	26.3	38.6
N of Valid	199	162	169	133	663
N of Miss	7	4	5	0	16

Table 34: The school lets my parents know when I have done something well.

Response	6	8	10	12	Total
NO!	10.2	9.4	14.6	23.3	13.8
no	30.5	51.9	49.1	36.8	41.8
yes	47.2	29.4	28.1	34.6	35.4
YES!	12.2	9.4	8.2	5.3	9.1
N of Valid	197	160	171	133	661
N of Miss	9	6	3	0	18

Table 35: My teachers praise me when I work hard in school.

Response	6	8	10	12	Total
NO!	10.7	9.3	11.2	12.0	10.7
no	29.6	48.1	44.1	41.4	40.2
yes	43.9	34.6	40.6	41.4	40.2
YES!	15.8	8.0	4.1	5.3	8.8
N of Valid	196	162	170	133	661
N of Miss	10	4	4	0	18



Table 36: Are your school grades better than the grades of most students in your class?

Response	6	8	10	12	Total	
NO!	10.6	7.5	6.5	7.6	8.1	
no	36.0	33.5	33.1	28.0	33.0	
yes	36.0	44.7	48.5	52.3	44.7	
YES!	17.5	14.3	11.8	12.1	14.1	
N of Valid	189	161	169	132	651	
N of Miss	17	5	5	1	28	

Table 37: I have lots of chances to be part of class discussions or activities.

Response	6	8	10	12	Total	
NO!	1.0	1.8	0.6	6.0	2.1	
no	16.6	18.9	9.9	17.3	15.6	
yes	51.3	57.9	66.1	58.6	58.2	
YES!	31.2	21.3	23.4	18.0	24.1	
N of Valid	199	164	171	133	667	
N of Miss	7	2	3	0	12	

Table 38: Now thinking back over the past year in school, how often did you: enjoy being in school?

Response	6	8	10	12	Total	
Never	4.0	8.4	9.8	16.7	9.1	
Seldom	13.9	19.9	11.5	20.5	16.0	
Sometimes	30.8	37.3	42.0	40.2	37.1	
Often	28.4	23.5	25.9	15.2	23.9	
Almost always	22.9	10.8	10.9	7.6	13.8	
N of Valid	201	166	174	132	673	
N of Miss	5	0	0	1	6	

Table 39: Now thinking back over the past year in school, how often did you: hate being in school?






Response	6	8	10	12	Total	
Never	13.6	7.3	4.1	4.5	7.8	
Seldom	27.6	24.2	27.9	17.4	24.9	
Sometimes	32.7	35.8	34.9	28.8	33.2	
Often	16.6	18.8	17.4	27.3	19.5	
Almost always	9.5	13.9	15.7	22.0	14.7	
N of Valid	199	165	172	132	668	
N of Miss	7	1	2	1	11	

Table 40: Now thinking back over the past year in school, how often did you: try to do your best work in school?






Response	6	8	10	12	Total	
Never	0.0	0.0	0.0	0.8	0.1	
Seldom	1.0	1.8	5.8	4.5	3.1	
Sometimes	3.5	7.3	15.2	24.2	11.5	
Often	17.9	21.2	26.3	34.8	24.2	
Almost always	77.6	69.7	52.6	35.6	61.0	
N of Valid	201	165	171	132	669	
N of Miss	5	1	3	1	10	

Table 41: How often do you feel that the school work you are assigned is meaningful and important?






Response	6	8	10	12	Total	
Never	2.5	6.6	7.0	14.5	7.0	
Seldom	6.4	19.3	19.3	30.5	17.6	
Sometimes	22.2	27.7	34.5	33.6	28.9	
Often	30.5	33.1	29.8	18.3	28.6	
Almost always	38.4	13.3	9.4	3.1	17.9	
N of Valid	203	166	171	131	671	
N of Miss	3	0	3	2	8	

Table 42: Putting them all together, what were your grades like last year?

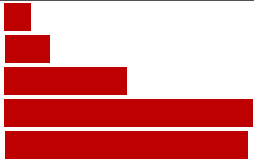
Response	6	8	10	12	Total	
Mostly F's	3.1	1.3	0.6	1.5	1.7	
Mostly D's	4.1	6.0	6.5	2.3	4.8	
Mostly C's	15.8	13.2	23.1	18.2	17.6	
Mostly B's	38.8	30.5	37.3	48.5	38.4	
Mostly A's	38.3	49.0	32.5	29.5	37.5	
N of Valid	196	151	169	132	648	
N of Miss	10	15	5	1	31	

Table 43: How important do you think the things you are learning in school are going to be for your later life?

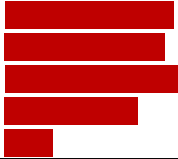
Response	6	8	10	12	Total	
Very important	48.3	17.5	17.9	9.1	25.2	
Quite important	25.1	26.5	26.6	15.2	23.9	
Fairly important	16.3	30.7	31.2	28.8	26.1	
Slightly important	8.9	21.7	17.3	35.6	19.4	
Not at all important	1.5	3.6	6.9	11.4	5.3	
N of Valid	203	166	173	132	674	
N of Miss	3	0	1	1	5	

Table 44: Do your parents care about your skipping or cutting school?


Response	6	8	10	12	Total	
Yes	96.0	97.6	97.7	86.4	94.9	
No	4.0	2.4	2.3	13.6	5.1	
N of Valid	202	164	174	132	672	
N of Miss	4	2	0	1	7	

Table 45: During the LAST FOUR WEEKS how many whole days of school have you missed because you skipped or 'cut'?

Response	6	8	10	12	Total	
None	63.8	71.1	73.0	41.7	63.6	
1	12.6	12.0	12.6	26.5	15.2	
2	9.5	7.8	4.6	9.8	7.9	
3	6.5	5.4	4.0	10.6	6.4	
4-5	7.0	1.8	4.0	7.6	5.1	
6-10	0.0	1.8	1.1	2.3	1.2	
11 or more	0.5	0.0	0.6	1.5	0.6	
N of Valid	199	166	174	132	671	
N of Miss	7	0	0	1	8	

Table 46: What are the chances you would be seen as cool if you: smoked cigarettes?

Response	6	8	10	12	Total	
No or very little chance	90.5	72.7	59.5	57.6	71.6	
Little chance	4.5	15.8	19.1	19.7	14.1	
Some chance	3.0	7.9	15.0	12.9	9.3	
Pretty good chance	1.5	2.4	4.6	5.3	3.3	
Very good chance	0.5	1.2	1.7	4.5	1.8	
N of Valid	199	165	173	132	669	
N of Miss	7	1	1	1	10	

Table 47: What are the chances you would be seen as cool if you: worked hard at school?

Response	6	8	10	12	Total	
No or very little chance	5.6	9.6	7.5	19.7	9.9	
Little chance	7.6	14.5	17.9	13.6	13.2	
Some chance	12.2	20.5	24.3	32.6	21.4	
Pretty good chance	25.9	29.5	31.8	23.5	27.8	
Very good chance	48.7	25.9	18.5	10.6	27.7	
N of Valid	197	166	173	132	668	
N of Miss	9	0	1	1	11	

Table 48: What are the chances you would be seen as cool if you: began drinking alcoholic beverages regularly, that is, at least once or twice a month?


Response	6	8	10	12	Total	
No or very little chance	88.3	67.1	52.0	41.7	64.4	
Little chance	6.1	14.6	17.9	12.1	12.5	
Some chance	2.5	13.4	16.2	14.4	11.1	
Pretty good chance	2.5	3.0	10.4	18.9	8.0	
Very good chance	0.5	1.8	3.5	12.9	4.1	
N of Valid	197	164	173	132	666	
N of Miss	9	2	1	1	13	

Table 49: What are the chances you would be seen as cool if you: defended someone who was being bullied?

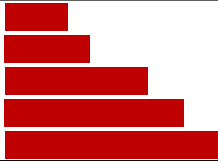
Response	6	8	10	12	Total	
No or very little chance	3.6	7.3	7.5	14.5	7.7	
Little chance	5.1	12.8	16.2	13.0	11.5	
Some chance	11.8	20.7	24.9	29.8	21.0	
Pretty good chance	25.1	26.8	30.1	26.0	27.0	
Very good chance	54.4	32.3	21.4	16.8	32.9	
N of Valid	195	164	173	131	663	
N of Miss	11	2	1	2	16	

Table 50: What are the chances you would be seen as cool if you: smoked marijuana?


Response	6	8	10	12	Total	
No or very little chance	89.3	70.7	63.2	47.7	69.7	
Little chance	3.6	12.8	13.8	14.4	10.6	
Some chance	3.0	9.1	10.3	15.2	8.8	
Pretty good chance	2.0	4.9	7.5	9.1	5.5	
Very good chance	2.0	2.4	5.2	13.6	5.2	
N of Valid	197	164	174	132	667	
N of Miss	9	2	0	1	12	

Table 51: What are the chances you would be seen as cool if you: carried a handgun?






Response	6	8	10	12	Total	
No or very little chance	76.9	70.1	68.8	55.3	68.9	
Little chance	9.0	14.0	13.9	23.5	14.4	
Some chance	7.0	9.8	6.9	9.8	8.2	
Pretty good chance	2.5	3.0	6.9	3.8	4.0	
Very good chance	4.5	3.0	3.5	7.6	4.5	
N of Valid	199	164	173	132	668	
N of Miss	7	2	1	1	11	

Table 52: What are the chances you would be seen as cool if you: used e-cigarettes, e-cigars or e-hookahs?






Response	6	8	10	12	Total	
No or very little chance	91.8	69.1	62.1	46.2	69.4	
Little chance	3.1	13.9	15.5	15.9	11.5	
Some chance	2.6	10.9	9.8	12.1	8.4	
Pretty good chance	1.0	4.2	9.2	12.9	6.3	
Very good chance	1.5	1.8	3.4	12.9	4.3	
N of Valid	196	165	174	132	667	
N of Miss	10	1	0	1	12	

Table 53: What are the chances you would be seen as cool if you: bullied someone or cyber bullied someone?






Response	6	8	10	12	Total	
No or very little chance	84.2	77.0	72.4	68.9	76.3	
Little chance	8.2	15.8	19.0	17.4	14.7	
Some chance	5.6	4.2	6.3	7.6	5.8	
Pretty good chance	1.5	2.4	2.3	3.8	2.4	
Very good chance	0.5	0.6	0.0	2.3	0.7	
N of Valid	196	165	174	132	667	
N of Miss	10	1	0	1	12	



Table 54: Think of your four best friends (the friends you feel closest to). In the past year (12 months), how many of your best friends have: participated in clubs, organizations or activities at school?






Response	6	8	10	12	Total	
0	16.8	12.9	8.2	7.8	11.8	
1	11.2	11.7	5.3	10.1	9.6	
2	13.7	16.6	18.8	19.4	16.8	
3	13.2	14.1	17.6	14.7	14.9	
4	45.2	44.8	50.0	48.1	46.9	
N of Valid	197	163	170	129	659	
N of Miss	9	3	4	4	20	

Table 55: Think of your four best friends (the friends you feel closest to). In the past year (12 months), how many of your best friends have: smoked cigarettes?






Response	6	8	10	12	Total	
0	91.0	80.5	62.8	44.2	72.0	
1	5.5	7.3	15.1	21.7	11.6	
2	2.0	4.3	8.1	14.7	6.6	
3	1.0	6.1	6.4	5.4	4.5	
4	0.5	1.8	7.6	14.0	5.3	
N of Valid	200	164	172	129	665	
N of Miss	6	2	2	4	14	

Table 56: Think of your four best friends (the friends you feel closest to). In the past year (12 months), how many of your best friends have: tried beer, wine or hard liquor (for example, vodka, whiskey, or gin) when their parents didn't know about it?






Response	6	8	10	12	Total	
0	91.0	68.3	48.5	32.6	63.1	
1	5.5	12.2	17.5	18.6	12.8	
2	2.0	7.9	12.9	10.1	7.8	
3	0.5	4.9	7.6	13.2	5.9	
4	1.0	6.7	13.5	25.6	10.4	
N of Valid	200	164	171	129	664	
N of Miss	6	2	3	4	15	

Table 57: Think of your four best friends (the friends you feel closest to). In the past year (12 months), how many of your best friends have: used e-cigarettes, e-cigars, or e-hookahs?






Response	6	8	10	12	Total	
0	97.0	82.3	69.0	46.9	76.4	
1	1.5	6.7	13.5	14.8	8.5	
2	1.5	6.1	9.4	10.9	6.5	
3	0.0	2.4	3.5	7.8	3.0	
4	0.0	2.4	4.7	19.5	5.6	
N of Valid	199	164	171	128	662	
N of Miss	7	2	3	5	17	

Table 58: Think of your four best friends (the friends you feel closest to). In the past year (12 months), how many of your best friends have: used marijuana?






Response	6	8	10	12	Total	
0	98.0	84.0	72.3	48.8	78.2	
1	1.0	9.3	12.1	21.7	10.0	
2	1.0	2.5	9.2	8.5	5.0	
3	0.0	1.2	3.5	6.2	2.4	
4	0.0	3.1	2.9	14.7	4.4	
N of Valid	197	162	173	129	661	
N of Miss	9	4	1	4	18	

Table 59: Think of your four best friends (the friends you feel closest to). In the past year (12 months), how many of your best friends have: used prescription drugs or non-prescription drugs for the purpose of getting high?






Response	6	8	10	12	Total	
0	98.0	92.1	84.0	70.9	87.7	
1	0.5	4.3	9.5	14.2	6.4	
2	1.0	1.2	4.7	6.3	3.0	
3	0.0	1.8	0.6	0.8	0.8	
4	0.5	0.6	1.2	7.9	2.1	
N of Valid	196	164	169	127	656	
N of Miss	10	2	5	6	23	

Table 60: Think of your four best friends (the friends you feel closest to). In the past year (12 months), how many of your best friends have: used synthetic marijuana (K2, spice) or bath salts?






Response	6	8	10	12	Total	
0	98.5	96.3	93.5	89.1	94.8	
1	1.5	1.8	1.2	5.4	2.3	
2	0.0	1.2	3.5	1.6	1.5	
3	0.0	0.0	0.6	0.8	0.3	
4	0.0	0.6	1.2	3.1	1.1	
N of Valid	195	164	170	129	658	
N of Miss	11	2	4	4	21	

Table 61: Think of your four best friends (the friends you feel closest to). In the past year (12 months), how many of your best friends have: used LSD, cocaine, amphetamines, or other illegal drugs?






Response	6	8	10	12	Total	
0	98.5	94.5	92.9	88.4	94.1	
1	1.0	1.8	4.8	6.2	3.2	
2	0.5	1.2	1.2	1.6	1.1	
3	0.0	1.2	0.6	1.6	0.8	
4	0.0	1.2	0.6	2.3	0.9	
N of Valid	199	163	168	129	659	
N of Miss	7	3	6	4	20	

Table 62: Think of your four best friends (the friends you feel closest to). In the past year (12 months), how many of your best friends have: been bullied?






Response	6	8	10	12	Total	
0	32.3	37.8	51.8	59.7	44.1	
1	27.7	25.6	20.8	19.4	23.8	
2	14.4	12.2	11.9	12.4	12.8	
3	9.7	6.7	6.0	3.9	6.9	
4	15.9	17.7	9.5	4.7	12.5	
N of Valid	195	164	168	129	656	
N of Miss	11	2	6	4	23	

Table 63: Think of your four best friends (the friends you feel closest to). In the past year (12 months), how many of your best friends have: been suspended from school?






Response	6	8	10	12	Total	
0	78.2	70.7	65.5	75.8	72.6	
1	17.3	15.2	18.1	18.0	17.1	
2	2.0	8.5	10.5	3.1	6.1	
3	1.0	3.0	3.5	3.1	2.6	
4	1.5	2.4	2.3	0.0	1.7	
N of Valid	197	164	171	128	660	
N of Miss	9	2	3	5	19	

Table 64: Think of your four best friends (the friends you feel closest to). In the past year (12 months), how many of your best friends have: carried a handgun?






Response	6	8	10	12	Total	
0	94.5	92.1	93.6	88.4	92.5	
1	4.0	4.3	2.9	6.2	4.2	
2	0.5	1.2	1.8	2.3	1.4	
3	0.5	1.2	0.6	1.6	0.9	
4	0.5	1.2	1.2	1.6	1.1	
N of Valid	199	164	171	129	663	
N of Miss	7	2	3	4	16	

Table 65: Think of your four best friends (the friends you feel closest to). In the past year (12 months), how many of your best friends have: sold illegal drugs?






Response	6	8	10	12	Total	
0	99.0	96.3	94.1	82.9	93.9	
1	1.0	1.8	4.1	8.5	3.5	
2	0.0	0.6	1.8	2.3	1.1	
3	0.0	0.0	0.0	3.9	0.8	
4	0.0	1.2	0.0	2.3	0.8	
N of Valid	198	163	170	129	660	
N of Miss	8	3	4	4	19	

Table 66: Think of your four best friends (the friends you feel closest to). In the past year (12 months), how many of your best friends have: regularly attended religious services?






Response	6	8	10	12	Total	
0	24.0	18.9	19.2	27.9	22.3	
1	8.9	13.2	17.4	14.0	13.1	
2	15.6	18.2	18.6	26.4	19.2	
3	16.1	10.7	20.4	11.6	15.0	
4	35.4	39.0	24.6	20.2	30.4	
N of Valid	192	159	167	129	647	
N of Miss	14	7	7	4	32	

Table 67: Think of your four best friends (the friends you feel closest to). In the past year (12 months), how many of your best friends have: stolen or tried to steal a motor vehicle such as a car or motorcycle?






Response	6	8	10	12	Total	
0	98.5	95.1	94.1	89.9	94.8	
1	1.0	3.7	4.1	7.8	3.8	
2	0.5	0.6	1.2	0.0	0.6	
3	0.0	0.0	0.0	1.6	0.3	
4	0.0	0.6	0.6	0.8	0.5	
N of Valid	198	163	169	129	659	
N of Miss	8	3	5	4	20	

Table 68: Think of your four best friends (the friends you feel closest to). In the past year (12 months), how many of your best friends have: been arrested?






Response	6	8	10	12	Total	
0	95.5	89.0	87.1	80.5	88.8	
1	4.0	8.6	6.4	10.2	7.0	
2	0.5	0.6	3.5	6.2	2.4	
3	0.0	0.6	1.8	2.3	1.1	
4	0.0	1.2	1.2	0.8	0.8	
N of Valid	199	163	171	128	661	
N of Miss	7	3	3	5	18	

Table 69: Think of your four best friends (the friends you feel closest to). In the past year (12 months), how many of your best friends have: dropped out of school?






Response	6	8	10	12	Total	
0	95.4	95.7	93.0	84.5	92.7	
1	4.1	2.5	4.1	9.3	4.7	
2	0.0	0.6	1.2	3.1	1.1	
3	0.0	0.6	1.8	2.3	1.1	
4	0.5	0.6	0.0	0.8	0.5	
N of Valid	195	163	171	129	658	
N of Miss	11	3	3	4	21	

Table 70: Think of your four best friends (the friends you feel closest to). In the past year (12 months), how many of your best friends have: been members of a gang?






Response	6	8	10	12	Total	
0	96.4	93.9	94.7	92.2	94.5	
1	2.1	3.0	4.1	3.9	3.2	
2	0.5	1.8	0.0	0.8	0.8	
3	1.0	0.0	0.0	1.6	0.6	
4	0.0	1.2	1.2	1.6	0.9	
N of Valid	193	164	170	129	656	
N of Miss	13	2	4	4	23	

Table 71: How old were you when you first: smoked marijuana?










Response	6	8	10	12	Total	
Never	99.5	93.8	87.3	69.8	89.2	
10 or younger	0.5	1.2	2.3	0.8	1.2	
11	0.0	1.2	0.6	0.0	0.5	
12	0.0	0.6	1.7	0.8	0.8	
13	0.0	3.1	1.7	5.4	2.3	
14	0.0	0.0	2.9	1.6	1.1	
15	0.0	0.0	3.5	3.1	1.5	
16	0.0	0.0	0.0	9.3	1.8	
17 or older	0.0	0.0	0.0	9.3	1.8	
N of Valid	201	162	173	129	665	
N of Miss	5	4	1	4	14	



Table 72: How old were you when you first: smoked a cigarette, even just a puff?










Response	6	8	10	12	Total	
Never	93.0	83.3	62.2	47.7	73.8	
10 or younger	5.0	5.6	7.6	7.0	6.2	
11	2.0	1.9	5.8	3.9	3.3	
12	0.0	3.1	7.0	5.5	3.6	
13	0.0	4.9	5.2	7.8	4.1	
14	0.0	1.2	4.7	4.7	2.4	
15	0.0	0.0	5.8	8.6	3.2	
16	0.0	0.0	1.7	8.6	2.1	
17 or older	0.0	0.0	0.0	6.2	1.2	
N of Valid	199	162	172	128	661	
N of Miss	7	4	2	5	18	

Table 73: How old were you when you first: had more than a sip or two of beer, wine or hard liquor (for example, vodka, whiskey, or gin)?










Response	6	8	10	12	Total	
Never	86.4	74.8	53.8	40.3	66.1	
10 or younger	10.1	8.0	9.2	5.4	8.4	
11	3.5	6.1	3.5	0.8	3.6	
12	0.0	3.1	3.5	3.9	2.4	
13	0.0	8.0	6.4	11.6	5.9	
14	0.0	0.0	9.2	8.5	4.1	
15	0.0	0.0	11.6	7.0	4.4	
16	0.0	0.0	2.3	15.5	3.6	
17 or older	0.0	0.0	0.6	7.0	1.5	
N of Valid	199	163	173	129	664	
N of Miss	7	3	1	4	15	

Table 74: How old were you when you first: began drinking alcoholic beverages regularly, that is, at least once or twice a month?


Response	6	8	10	12	Total	
Never	99.5	95.7	84.4	71.3	89.1	
10 or younger	0.5	0.6	1.2	0.0	0.6	
11	0.0	1.2	0.0	0.8	0.5	
12	0.0	0.0	1.2	0.0	0.3	
13	0.0	1.8	0.0	0.8	0.6	
14	0.0	0.6	2.9	0.0	0.9	
15	0.0	0.0	6.9	6.2	3.0	
16	0.0	0.0	2.9	14.0	3.5	
17 or older	0.0	0.0	0.6	7.0	1.5	
N of Valid	197	163	173	129	662	
N of Miss	9	3	1	4	17	

Table 75: How old were you when you first: used Daztrex?


Response	6	8	10	12	Total	
Never	100.0	100.0	100.0	100.0	100.0	
10 or younger	0.0	0.0	0.0	0.0	0.0	
11	0.0	0.0	0.0	0.0	0.0	
12	0.0	0.0	0.0	0.0	0.0	
13	0.0	0.0	0.0	0.0	0.0	
14	0.0	0.0	0.0	0.0	0.0	
15	0.0	0.0	0.0	0.0	0.0	
16	0.0	0.0	0.0	0.0	0.0	
17 or older	0.0	0.0	0.0	0.0	0.0	
N of Valid	193	163	173	129	658	
N of Miss	13	3	1	4	21	

Table 76: How old were you when you first: got suspended from school?










Response	6	8	10	12	Total	
Never	92.5	84.8	81.5	81.4	85.6	
10 or younger	4.0	4.9	5.8	2.3	4.3	
11	2.0	4.9	1.2	0.8	2.2	
12	1.5	1.8	2.3	2.3	1.9	
13	0.0	1.8	2.9	0.8	1.3	
14	0.0	1.8	2.3	3.9	1.8	
15	0.0	0.0	4.0	5.4	2.1	
16	0.0	0.0	0.0	2.3	0.4	
17 or older	0.0	0.0	0.0	0.8	0.1	
N of Valid	201	164	173	129	667	
N of Miss	5	2	1	4	12	

Table 77: How old were you when you first: got arrested?










Response	6	8	10	12	Total	
Never	99.5	98.1	95.3	93.0	96.8	
10 or younger	0.5	0.6	0.6	0.0	0.5	
11	0.0	0.0	0.6	0.0	0.2	
12	0.0	0.0	0.6	0.0	0.2	
13	0.0	1.2	0.0	0.8	0.5	
14	0.0	0.0	1.2	0.8	0.5	
15	0.0	0.0	1.7	0.8	0.6	
16	0.0	0.0	0.0	0.8	0.2	
17 or older	0.0	0.0	0.0	3.9	0.8	
N of Valid	201	162	172	128	663	
N of Miss	5	4	2	5	16	

Table 78: How old were you when you first: carried a handgun?










Response	6	8	10	12	Total	
Never	92.4	93.8	89.6	95.3	92.6	
10 or younger	3.5	1.9	2.9	0.8	2.4	
11	3.0	0.6	1.7	0.0	1.5	
12	1.0	2.5	1.7	0.0	1.4	
13	0.0	1.2	0.6	0.0	0.5	
14	0.0	0.0	0.0	0.8	0.2	
15	0.0	0.0	2.9	0.8	0.9	
16	0.0	0.0	0.6	1.6	0.5	
17 or older	0.0	0.0	0.0	0.8	0.2	
N of Valid	198	161	173	129	661	
N of Miss	8	5	1	4	18	

Table 79: How old were you when you first: used e-cigarettes, e-cigars, or e-hookahs?










Response	6	8	10	12	Total	
Never	97.5	90.9	83.7	67.2	86.4	
10 or younger	1.5	1.2	0.6	0.0	0.9	
11	1.0	0.6	0.0	0.0	0.5	
12	0.0	2.4	1.7	0.8	1.2	
13	0.0	4.3	2.3	3.1	2.3	
14	0.0	0.6	5.2	6.2	2.7	
15	0.0	0.0	5.2	11.7	3.6	
16	0.0	0.0	0.6	7.0	1.5	
17 or older	0.0	0.0	0.6	3.9	0.9	
N of Valid	200	164	172	128	664	
N of Miss	6	2	2	5	15	

Table 80: How old were you when you first: belonged to a gang?









Response	6	8	10	12	Total	
Never	97.5	98.1	98.8	97.7	98.0	
10 or younger	1.0	1.2	0.0	0.0	0.6	
11	1.0	0.0	0.6	0.0	0.5	
12	0.0	0.6	0.0	0.0	0.2	
13	0.5	0.0	0.0	0.0	0.2	
14	0.0	0.0	0.0	0.0	0.0	
15	0.0	0.0	0.6	0.0	0.2	
16	0.0	0.0	0.0	1.6	0.3	
17 or older	0.0	0.0	0.0	0.8	0.2	
N of Valid	197	162	173	129	661	
N of Miss	9	4	1	4	18	

Table 81: How old were you when you first: used prescription drugs not prescribed to you?










Response	6	8	10	12	Total	
Never	98.5	95.1	93.1	84.4	93.5	
10 or younger	1.0	0.0	1.2	2.3	1.1	
11	0.5	0.6	0.6	0.0	0.5	
12	0.0	1.8	0.0	0.8	0.6	
13	0.0	2.5	1.2	1.6	1.2	
14	0.0	0.0	1.2	2.3	0.8	
15	0.0	0.0	2.3	2.3	1.1	
16	0.0	0.0	0.6	3.9	0.9	
17 or older	0.0	0.0	0.0	2.3	0.5	
N of Valid	199	163	173	128	663	
N of Miss	7	3	1	5	16	

Table 82: How wrong do you think it is for someone your age to: take a handgun to school?

Response	6	8	10	12	Total	
Very wrong	90.6	84.3	87.3	83.2	86.8	
Wrong	7.9	13.3	8.7	12.2	10.3	
A little bit wrong	1.5	2.4	2.3	2.3	2.1	
Not at all wrong	0.0	0.0	1.7	2.3	0.9	
N of Valid	202	166	173	131	672	
N of Miss	4	0	1	2	7	

Table 83: How wrong do you think it is for someone your age to: steal anything?

Response	6	8	10	12	Total	
Very wrong	78.0	72.1	72.5	81.5	75.8	
Wrong	19.5	24.2	26.3	14.6	21.5	
A little bit wrong	2.5	3.6	1.2	3.1	2.6	
Not at all wrong	0.0	0.0	0.0	0.8	0.2	
N of Valid	200	165	171	130	666	
N of Miss	6	1	3	3	13	

Table 84: How wrong do you think it is for someone your age to: pick a fight with someone?

Response	6	8	10	12	Total	
Very wrong	62.9	42.9	40.7	46.9	49.1	
Wrong	25.9	39.3	37.2	34.6	33.8	
A little bit wrong	9.6	16.6	20.3	15.4	15.3	
Not at all wrong	1.5	1.2	1.7	3.1	1.8	
N of Valid	197	163	172	130	662	
N of Miss	9	3	2	3	17	

Table 85: How wrong do you think it is for someone your age to: attack someone with the idea of seriously hurting them?





Response	6	8	10	12	Total	
Very wrong	90.5	84.8	75.6	76.9	82.6	
Wrong	8.0	12.8	15.7	16.2	12.8	
A little bit wrong	1.0	2.4	7.0	5.4	3.8	
Not at all wrong	0.5	0.0	1.7	1.5	0.9	
N of Valid	199	164	172	130	665	
N of Miss	7	2	2	3	14	

Table 86: How wrong do you think it is for someone your age to: stay away from school all day when their parents think they are at school?





Response	6	8	10	12	Total	
Very wrong	80.7	70.3	57.9	50.0	66.3	
Wrong	16.3	24.2	32.7	26.9	24.6	
A little bit wrong	2.5	4.8	5.8	20.0	7.3	
Not at all wrong	0.5	0.6	3.5	3.1	1.8	
N of Valid	202	165	171	130	668	
N of Miss	4	1	3	3	11	

Table 87: How wrong do you think it is for someone your age to: drink beer, wine or hard liquor (for example, vodka, whiskey, or gin) regularly?





Response	6	8	10	12	Total	
Very wrong	92.5	74.1	51.7	45.0	68.2	
Wrong	6.5	16.9	24.4	27.1	17.7	
A little bit wrong	1.0	6.6	14.0	13.2	8.1	
Not at all wrong	0.0	2.4	9.9	14.7	6.0	
N of Valid	200	166	172	129	667	
N of Miss	6	0	2	4	12	



Table 88: How wrong do you think it is for someone your age to: smoke cigarettes?





Response	6	8	10	12	Total	
Very wrong	91.0	75.6	57.2	51.5	70.7	
Wrong	6.5	17.1	22.0	18.5	15.5	
A little bit wrong	1.5	6.1	13.3	16.2	8.6	
Not at all wrong	1.0	1.2	7.5	13.8	5.3	
N of Valid	199	164	173	130	666	
N of Miss	7	2	1	3	13	

Table 89: How wrong do you think it is for someone your age to: smoke marijuana?





Response	6	8	10	12	Total	
Very wrong	97.0	80.6	66.3	54.6	76.7	
Wrong	2.0	10.3	18.6	15.4	11.0	
A little bit wrong	0.5	7.3	9.9	15.4	7.5	
Not at all wrong	0.5	1.8	5.2	14.6	4.8	
N of Valid	197	165	172	130	664	
N of Miss	9	1	2	3	15	

Table 90: How wrong do you think it is for someone your age to: use prescription drugs or non-prescription drugs for the purpose of getting high?





Response	6	8	10	12	Total	
Very wrong	97.5	87.2	85.9	81.5	88.8	
Wrong	2.0	11.6	12.4	13.1	9.2	
A little bit wrong	0.5	1.2	0.6	4.6	1.5	
Not at all wrong	0.0	0.0	1.2	0.8	0.5	
N of Valid	197	164	170	130	661	
N of Miss	9	2	4	3	18	

Table 91: How wrong do you think it is for someone your age to: use synthetic marijuana (K2, spice) or bath salts?





Response	6	8	10	12	Total	
Very wrong	95.9	91.4	90.2	86.8	91.5	
Wrong	2.6	6.8	8.1	10.1	6.5	
A little bit wrong	1.5	1.9	1.2	0.8	1.4	
Not at all wrong	0.0	0.0	0.6	2.3	0.6	
N of Valid	196	162	173	129	660	
N of Miss	10	4	1	4	19	

Table 92: How wrong do you think it is for someone your age to: use LSD, cocaine, amphetamines or another illegal drug?





Response	6	8	10	12	Total	
Very wrong	99.0	93.4	90.7	90.8	93.8	
Wrong	1.0	6.6	7.0	6.2	5.0	
A little bit wrong	0.0	0.0	0.6	2.3	0.6	
Not at all wrong	0.0	0.0	1.7	0.8	0.6	
N of Valid	198	166	172	130	666	
N of Miss	8	0	2	3	13	

Table 93: How wrong do you think it is for someone your age to: use e-cigarettes, e-cigars or e-hookahs?





Response	6	8	10	12	Total	
Very wrong	92.4	77.6	59.9	47.7	71.5	
Wrong	3.6	12.1	16.3	15.4	11.3	
A little bit wrong	3.0	8.5	13.4	20.8	10.5	
Not at all wrong	1.0	1.8	10.5	16.2	6.6	
N of Valid	197	165	172	130	664	
N of Miss	9	1	2	3	15	

Table 94: At school during the past 12 months, did you receive help from the resource teacher, speech therapist or other special education teacher?



Response	6	8	10	12	Total	
No	78.6	86.9	94.5	92.3	87.6	
Yes	21.4	13.1	5.5	7.7	12.4	
N of Valid	173	145	164	117	599	
N of Miss	33	21	10	16	80	

Table 95: How many times in the past year (12 months) have you: been suspended from school?





Response	6	8	10	12	Total	
Never	95.0	90.8	90.2	93.7	92.5	
1 to 2 times	5.0	8.0	8.7	6.3	6.9	
3 to 5 times	0.0	1.2	0.6	0.0	0.5	
6 to 9 times	0.0	0.0	0.0	0.0	0.0	
10 to 19 times	0.0	0.0	0.6	0.0	0.2	
20 to 29 times	0.0	0.0	0.0	0.0	0.0	
30 to 39 times	0.0	0.0	0.0	0.0	0.0	
40+ times	0.0	0.0	0.0	0.0	0.0	
N of Valid	201	163	173	127	664	
N of Miss	5	3	1	6	15	

Table 96: How many times in the past year (12 months) have you: carried a handgun?








Response	6	8	10	12	Total	
Never	95.0	93.1	90.7	95.3	93.5	
1 to 2 times	2.0	4.4	2.3	3.9	3.0	
3 to 5 times	1.5	1.2	1.7	0.0	1.2	
6 to 9 times	1.0	0.6	0.6	0.0	0.6	
10 to 19 times	0.5	0.0	1.7	0.0	0.6	
20 to 29 times	0.0	0.0	0.6	0.0	0.2	
30 to 39 times	0.0	0.0	0.0	0.0	0.0	
40+ times	0.0	0.6	2.3	0.8	0.9	
N of Valid	200	160	172	127	659	
N of Miss	6	6	2	6	20	

Table 97: How many times in the past year (12 months) have you: sold illegal drugs?






Response	6	8	10	12	Total	
Never	100.0	99.4	99.4	94.4	98.6	
1 to 2 times	0.0	0.0	0.6	2.4	0.6	
3 to 5 times	0.0	0.0	0.0	0.8	0.2	
6 to 9 times	0.0	0.0	0.0	0.8	0.2	
10 to 19 times	0.0	0.0	0.0	0.0	0.0	
20 to 29 times	0.0	0.0	0.0	0.0	0.0	
30 to 39 times	0.0	0.0	0.0	0.0	0.0	
40+ times	0.0	0.6	0.0	1.6	0.5	
N of Valid	197	162	170	125	654	
N of Miss	9	4	4	8	25	

Table 98: How many times in the past year (12 months) have you: stolen or tried to steal a motor vehicle such as a car or motorcycle?



Response	6	8	10	12	Total	
Never	99.0	99.4	99.4	100.0	99.4	
1 to 2 times	1.0	0.6	0.6	0.0	0.6	
3 to 5 times	0.0	0.0	0.0	0.0	0.0	
6 to 9 times	0.0	0.0	0.0	0.0	0.0	
10 to 19 times	0.0	0.0	0.0	0.0	0.0	
20 to 29 times	0.0	0.0	0.0	0.0	0.0	
30 to 39 times	0.0	0.0	0.0	0.0	0.0	
40+ times	0.0	0.0	0.0	0.0	0.0	
N of Valid	198	162	172	126	658	
N of Miss	8	4	2	7	21	

Table 99: How many times in the past year (12 months) have you: participated in clubs, organizations or activities at school?









Response	6	8	10	12	Total	
Never	32.3	30.6	22.2	28.1	28.5	
1 to 2 times	20.7	22.5	12.9	13.3	17.7	
3 to 5 times	20.2	18.1	13.5	10.2	16.0	
6 to 9 times	11.6	2.5	9.4	7.0	7.9	
10 to 19 times	5.1	4.4	6.4	10.2	6.2	
20 to 29 times	2.5	2.5	4.7	6.2	3.8	
30 to 39 times	2.0	0.6	3.5	2.3	2.1	
40+ times	5.6	18.8	27.5	22.7	17.8	
N of Valid	198	160	171	128	657	
N of Miss	8	6	3	5	22	

Table 100: How many times in the past year (12 months) have you: been arrested?





Response	6	8	10	12	Total	
Never	99.5	98.2	98.2	95.3	98.0	
1 to 2 times	0.5	0.6	1.8	4.7	1.7	
3 to 5 times	0.0	0.6	0.0	0.0	0.2	
6 to 9 times	0.0	0.0	0.0	0.0	0.0	
10 to 19 times	0.0	0.6	0.0	0.0	0.2	
20 to 29 times	0.0	0.0	0.0	0.0	0.0	
30 to 39 times	0.0	0.0	0.0	0.0	0.0	
40+ times	0.0	0.0	0.0	0.0	0.0	
N of Valid	198	163	171	128	660	
N of Miss	8	3	3	5	19	

Table 101: How many times in the past year (12 months) have you: attacked someone with the idea of seriously hurting them?






Response	6	8	10	12	Total	
Never	93.9	93.8	94.2	91.3	93.5	
1 to 2 times	4.5	3.7	5.8	8.7	5.5	
3 to 5 times	1.5	1.2	0.0	0.0	0.8	
6 to 9 times	0.0	0.6	0.0	0.0	0.2	
10 to 19 times	0.0	0.6	0.0	0.0	0.2	
20 to 29 times	0.0	0.0	0.0	0.0	0.0	
30 to 39 times	0.0	0.0	0.0	0.0	0.0	
40+ times	0.0	0.0	0.0	0.0	0.0	
N of Valid	198	162	172	127	659	
N of Miss	8	4	2	6	20	

Table 102: How many times in the past year (12 months) have you: been drunk or high at school?







Response	6	8	10	12	Total	
Never	99.5	96.9	94.8	93.0	96.4	
1 to 2 times	0.5	1.2	4.1	3.9	2.3	
3 to 5 times	0.0	1.8	0.0	0.8	0.6	
6 to 9 times	0.0	0.0	0.0	0.8	0.2	
10 to 19 times	0.0	0.0	0.6	0.8	0.3	
20 to 29 times	0.0	0.0	0.0	0.0	0.0	
30 to 39 times	0.0	0.0	0.0	0.0	0.0	
40+ times	0.0	0.0	0.6	0.8	0.3	
N of Valid	199	163	172	128	662	
N of Miss	7	3	2	5	17	

Table 103: How many times in the past year (12 months) have you: taken a handgun to school?




Response	6	8	10	12	Total	
Never	100.0	100.0	98.8	100.0	99.7	
1 to 2 times	0.0	0.0	0.0	0.0	0.0	
3 to 5 times	0.0	0.0	0.0	0.0	0.0	
6 to 9 times	0.0	0.0	0.0	0.0	0.0	
10 to 19 times	0.0	0.0	0.0	0.0	0.0	
20 to 29 times	0.0	0.0	0.6	0.0	0.2	
30 to 39 times	0.0	0.0	0.0	0.0	0.0	
40+ times	0.0	0.0	0.6	0.0	0.2	
N of Valid	199	163	172	128	662	
N of Miss	7	3	2	5	17	

Table 104: Are you currently on probation, or assigned a probation officer with Juvenile Court?



Response	6	8	10	12	Total	
No	98.9	97.9	98.8	93.2	97.5	
Yes	1.1	2.1	1.2	6.8	2.5	
N of Valid	179	146	161	118	604	
N of Miss	27	20	13	15	75	

Table 105: Have you ever belonged to a gang?





Response	6	8	10	12	Total	
No	96.0	95.1	95.9	93.0	95.2	
No, but would like to	1.5	1.8	0.6	5.4	2.1	
Yes, in the past	1.5	2.4	2.3	0.8	1.8	
Yes, belong now	1.0	0.6	1.2	0.8	0.9	
Yes, but would like to get out	0.0	0.0	0.0	0.0	0.0	
N of Valid	200	164	172	129	665	
N of Miss	6	2	2	4	14	

Table 106: If you have ever belonged to a gang, did that gang have a name?


Response	6	8	10	12	Total	
No	7.1	10.5	5.3	14.2	8.9	
Yes	2.6	2.5	3.6	2.4	2.8	
I have never belonged to a gang	90.3	87.0	91.1	83.5	88.4	
N of Valid	196	162	169	127	654	
N of Miss	10	4	5	6	25	

Table 107: You are at a party at someone's house, and one of your friends offers you a drink containing alcohol. What would you say or do?

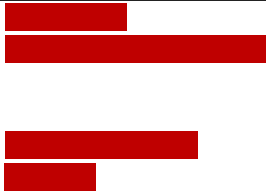
Response	6	8	10	12	Total	
Drink it	2.0	12.1	24.0	39.8	17.5	
Tell your friend, 'No thanks, I don't drink' and suggest that you and your friend go and do something else	49.0	44.8	33.9	31.2	40.6	
Just say, 'No thanks' and walk away	34.3	27.9	31.6	20.3	29.3	
Make up a good excuse, tell your friend you had something else to do, and leave	14.6	15.2	10.5	8.6	12.5	
N of Valid	198	165	171	128	662	
N of Miss	8	1	3	5	17	

Table 108: How often do you attend religious services or activities?


Response	6	8	10	12	Total	
Never	14.4	13.4	14.6	20.2	15.3	
Rarely	21.0	10.4	17.5	23.3	17.9	
1-2 Times a Month	11.8	12.8	12.9	15.5	13.1	
About Once a Week or More	52.8	63.4	55.0	41.1	53.7	
N of Valid	195	164	171	129	659	
N of Miss	11	2	3	4	20	



Table 109: I think sometimes it's okay to cheat at school.


Response	6	8	10	12	Total	
NO!	74.5	43.0	28.7	24.8	45.3	
no	23.5	46.1	46.8	31.0	36.5	
yes	2.0	10.9	22.8	36.4	16.2	
YES!	0.0	0.0	1.8	7.8	2.0	
N of Valid	200	165	171	129	665	
N of Miss	6	1	3	4	14	

Table 110: It is important to think before you act.


Response	6	8	10	12	Total	
NO!	1.5	2.4	0.6	1.6	1.5	
no	1.5	1.8	1.8	5.4	2.4	
yes	21.5	40.2	37.6	45.0	34.8	
YES!	75.5	55.5	60.0	48.1	61.2	
N of Valid	200	164	170	129	663	
N of Miss	6	2	4	4	16	

Table 111: Sometimes I think that life is not worth it.

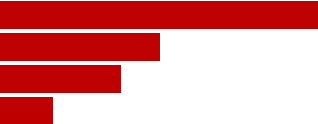
Response	6	8	10	12	Total	
NO!	57.4	49.4	53.6	40.3	51.1	
no	24.4	25.6	23.8	23.3	24.3	
yes	13.7	17.7	17.9	24.8	17.9	
YES!	4.6	7.3	4.8	11.6	6.7	
N of Valid	197	164	168	129	658	
N of Miss	9	2	6	4	21	

Table 112: At times I think I am no good at all.


Response	6	8	10	12	Total	
NO!	36.7	38.7	32.9	27.1	34.3	
no	26.1	22.1	30.6	27.9	26.6	
yes	27.6	25.8	27.1	30.2	27.5	
YES!	9.5	13.5	9.4	14.7	11.5	
N of Valid	199	163	170	129	661	
N of Miss	7	3	4	4	18	

Table 113: All in all, I am inclined to think that I am a failure.

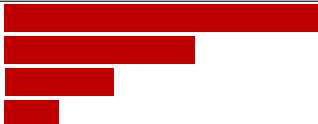
Response	6	8	10	12	Total	
NO!	58.2	46.9	48.8	39.5	49.3	
no	25.0	28.4	32.9	30.2	28.9	
yes	13.3	17.3	12.9	19.4	15.4	
YES!	3.6	7.4	5.3	10.9	6.4	
N of Valid	196	162	170	129	657	
N of Miss	10	4	4	4	22	

Table 114: In the past year, have you felt depressed or sad MOST days, even if you felt okay sometimes?


Response	6	8	10	12	Total	
NO!	34.3	36.8	31.0	30.5	33.3	
no	25.3	24.5	31.0	25.8	26.7	
yes	26.8	25.2	24.6	24.2	25.3	
YES!	13.6	13.5	13.5	19.5	14.7	
N of Valid	198	163	171	128	660	
N of Miss	8	3	3	5	19	

Table 115: It is all right to beat up people if they start the fight.





Response	6	8	10	12	Total	
NO!	57.0	26.8	27.5	25.8	35.9	
no	19.0	28.7	26.3	20.3	23.5	
yes	16.0	28.7	25.1	25.0	23.2	
YES!	8.0	15.9	21.1	28.9	17.3	
N of Valid	200	164	171	128	663	
N of Miss	6	2	3	5	16	

Table 116: I think it is okay to take something without asking if you can get away with it.





Response	6	8	10	12	Total	
NO!	87.9	70.4	66.5	63.3	73.3	
no	10.6	28.4	29.4	30.5	23.7	
yes	1.0	1.2	3.5	3.9	2.3	
YES!	0.5	0.0	0.6	2.3	0.8	
N of Valid	199	162	170	128	659	
N of Miss	7	4	4	5	20	

Table 117: Where do you get the most information about living a drug and alcohol free life? Parents/guardians





Response	6	8	10	12	Total	
All the time	56.3	56.4	46.7	45.0	51.6	
Most	20.0	17.8	25.1	20.9	21.0	
Some	12.6	15.3	19.8	16.3	15.9	
Very little	11.1	10.4	8.4	17.8	11.6	
N of Valid	190	163	167	129	649	
N of Miss	16	3	7	4	30	

Table 118: Where do you get the most information about living a drug and alcohol free life? Friends





Response	6	8	10	12	Total	
All the time	16.9	18.2	10.0	14.0	14.9	
Most	18.0	22.0	16.9	14.0	17.9	
Some	24.9	25.2	28.7	25.6	26.1	
Very little	40.2	34.6	44.4	46.5	41.1	
N of Valid	189	159	160	129	637	
N of Miss	17	7	14	4	42	

Table 119: Where do you get the most information about living a drug and alcohol free life? Family members





Response	6	8	10	12	Total	
All the time	45.7	44.9	36.0	28.1	39.5	
Most	24.5	27.2	21.3	21.9	23.8	
Some	13.8	18.4	25.6	27.3	20.7	
Very little	16.0	9.5	17.1	22.7	16.0	
N of Valid	188	158	164	128	638	
N of Miss	18	8	10	5	41	

Table 120: Where do you get the most information about living a drug and alcohol free life? School





Response	6	8	10	12	Total	
All the time	65.5	52.8	48.1	38.3	52.6	
Most	13.4	20.5	24.7	18.8	19.1	
Some	9.3	20.5	16.7	28.9	17.8	
Very little	11.9	6.2	10.5	14.1	10.5	
N of Valid	194	161	162	128	645	
N of Miss	12	5	12	5	34	

Table 121: Where do you get the most information about living a drug and alcohol free life? Internet





Response	6	8	10	12	Total	
All the time	16.5	16.6	16.2	13.3	15.8	
Most	12.2	12.7	8.8	9.4	10.9	
Some	21.3	28.7	33.8	27.3	27.5	
Very little	50.0	42.0	41.2	50.0	45.8	
N of Valid	188	157	160	128	633	
N of Miss	18	9	14	5	46	

Table 122: Where do you get the most information about living a drug and alcohol free life? TV





Response	6	8	10	12	Total	
All the time	26.6	19.2	16.1	12.5	19.2	
Most	14.7	13.5	13.0	14.1	13.8	
Some	28.3	29.5	37.3	28.9	31.0	
Very little	30.4	37.8	33.5	44.5	35.9	
N of Valid	184	156	161	128	629	
N of Miss	22	10	13	5	50	

Table 123: Where do you get the most information about living a drug and alcohol free life? Social media





Response	6	8	10	12	Total	
All the time	14.5	13.9	14.8	14.1	14.4	
Most	10.8	11.4	9.9	6.2	9.8	
Some	16.1	24.1	32.7	27.3	24.6	
Very little	58.6	50.6	42.6	52.3	51.3	
N of Valid	186	158	162	128	634	
N of Miss	20	8	12	5	45	

Table 124: How much do you think people risk harming themselves (physically or in other ways) if they: smoked one or more packs of cigarettes per day?





Response	6	8	10	12	Total	
No risk	9.3	9.4	5.4	10.2	8.5	
Slight risk	8.2	8.8	6.5	4.7	7.3	
Moderate risk	21.1	23.9	24.4	24.4	23.3	
Great risk	61.3	57.9	63.7	60.6	61.0	
N of Valid	194	159	168	127	648	
N of Miss	12	7	6	6	31	

Table 125: How much do you think people risk harming themselves (physically or in other ways) if they: try marijuana once or twice?





Response	6	8	10	12	Total	
No risk	12.1	19.0	24.3	33.1	21.1	
Slight risk	24.7	24.1	30.8	27.6	26.7	
Moderate risk	26.3	21.5	21.3	14.2	21.4	
Great risk	36.8	35.4	23.7	25.2	30.7	
N of Valid	190	158	169	127	644	
N of Miss	16	8	5	6	35	

Table 126: How much do you think people risk harming themselves (physically or in other ways) if they: smoke marijuana once or twice a week?





Response	6	8	10	12	Total	
No risk	9.1	15.4	20.5	25.2	16.8	
Slight risk	6.4	10.3	16.3	20.5	12.7	
Moderate risk	25.1	27.6	27.1	18.9	25.0	
Great risk	59.4	46.8	36.1	35.4	45.4	
N of Valid	187	156	166	127	636	
N of Miss	19	10	8	6	43	

Table 127: How much do you think people risk harming themselves (physically or in other ways) if they: take one or two drinks of an alcoholic beverage (beer, wine, liquor) nearly every day?

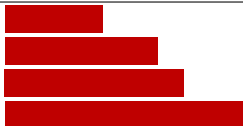
Response	6	8	10	12	Total	
No risk	13.5	11.3	14.9	14.3	13.5	
Slight risk	15.6	27.7	30.4	16.7	22.6	
Moderate risk	24.0	31.4	25.6	27.8	27.0	
Great risk	46.9	29.6	29.2	41.3	36.9	
N of Valid	192	159	168	126	645	
N of Miss	14	7	6	7	34	

Table 128: How much do you think people risk harming themselves (physically or in other ways) if they: have five or more drinks of an alcoholic beverage once or twice a weekend?

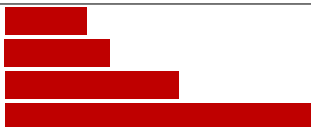
Response	6	8	10	12	Total	
No risk	11.5	11.3	10.2	10.3	10.9	
Slight risk	10.5	15.1	19.2	15.1	14.8	
Moderate risk	23.0	28.3	25.7	28.6	26.1	
Great risk	55.0	45.3	44.9	46.0	48.2	
N of Valid	191	159	167	126	643	
N of Miss	15	7	7	7	36	

Table 129: How much do you think people risk harming themselves (physically or in other ways) if they: use prescription drugs that are not prescribed to them?


Response	6	8	10	12	Total	
No risk	10.5	8.2	4.2	7.9	7.8	
Slight risk	0.5	6.9	3.6	8.7	4.5	
Moderate risk	13.6	18.9	21.0	17.5	17.6	
Great risk	75.4	66.0	71.3	65.9	70.1	
N of Valid	191	159	167	126	643	
N of Miss	15	7	7	7	36	

Table 130: How much do you think people risk harming themselves (physically or in other ways) if they: use non-prescription drugs to get high?

Response	6	8	10	12	Total	
No risk	9.9	7.1	4.2	8.7	7.5	
Slight risk	2.6	4.5	4.8	4.0	3.9	
Moderate risk	12.0	18.6	13.9	19.0	15.5	
Great risk	75.5	69.9	77.1	68.3	73.1	
N of Valid	192	156	166	126	640	
N of Miss	14	10	8	7	39	

Table 131: How much do you think people risk harming themselves (physically or in other ways) if they: use e-cigarettes, e-cigars, or e-hookahs?

Response	6	8	10	12	Total	
No risk	11.5	13.2	17.5	20.8	15.3	
Slight risk	16.7	23.3	36.1	32.0	26.3	
Moderate risk	20.3	27.0	21.7	17.6	21.8	
Great risk	51.6	36.5	24.7	29.6	36.6	
N of Valid	192	159	166	125	642	
N of Miss	14	7	8	8	37	

Table 132: Have you ever used smokeless tobacco (chew, snuff, plug, dipping tobacco, or chewing tobacco)?

Response	6	8	10	12	Total	
Never	93.4	85.6	76.0	71.7	82.8	
Once or Twice	6.1	8.8	11.4	13.4	9.5	
Once in a while but not regularly	0.0	3.8	4.8	6.3	3.4	
Regularly in the past	0.5	0.0	1.8	3.1	1.2	
Regularly now	0.0	1.9	6.0	5.5	3.1	
N of Valid	196	160	167	127	650	
N of Miss	10	6	7	6	29	



Table 133: How often have you used smokeless tobacco during the past 30 days?


Response	6	8	10	12	Total	
Not at all	99.0	94.4	89.8	86.6	93.1	
Once or twice	0.5	3.8	3.6	4.7	2.9	
Once or twice per week	0.0	1.2	0.0	0.8	0.5	
Three to five times per week	0.5	0.0	1.2	2.4	0.9	
About once a day	0.0	0.0	1.2	0.0	0.3	
More than once a day	0.0	0.6	4.2	5.5	2.3	
N of Valid	195	160	167	127	649	
N of Miss	11	6	7	6	30	

Table 134: Have you ever smoked cigarettes?


Response	6	8	10	12	Total	
Never	92.8	81.6	64.5	54.3	75.2	
Once or Twice	5.1	13.3	18.1	16.5	12.7	
Once in a while but not regularly	1.0	3.8	9.6	15.7	6.8	
Regularly in the past	0.5	0.6	5.4	3.9	2.5	
Regularly now	0.5	0.6	2.4	9.4	2.8	
N of Valid	195	158	166	127	646	
N of Miss	11	8	8	6	33	

Table 135: How frequently have you smoked cigarettes during the past 30 days?


Response	6	8	10	12	Total	
Not at all	98.5	93.1	90.4	79.5	91.4	
Less than one cigarette per day	1.0	5.6	4.8	8.7	4.6	
One to five cigarettes per day	0.5	1.2	2.4	5.5	2.2	
About one-half pack per day	0.0	0.0	2.4	3.9	1.4	
About one pack per day	0.0	0.0	0.0	1.6	0.3	
About one and one-half packs per day	0.0	0.0	0.0	0.0	0.0	
Two packs or more per day	0.0	0.0	0.0	0.8	0.2	
N of Valid	196	160	166	127	649	
N of Miss	10	6	8	6	30	

Table 136: Which statement best describes rules about smoking inside your home or your family cars?






Response	6	8	10	12	Total	
Smoking is not allowed anywhere inside your home or cars	57.5	63.7	55.8	57.5	58.6	
Smoking is allowed in some places and at some times or in some cars	13.5	9.4	16.4	15.7	13.6	
Smoking is allowed anywhere inside the home or cars	5.2	8.1	5.5	4.7	5.9	
There are no rules about smoking inside the home or cars	4.1	5.0	10.9	7.1	6.7	
I don't know	19.7	13.8	11.5	15.0	15.2	
N of Valid	193	160	165	127	645	
N of Miss	13	6	9	6	34	

Table 137: Have you ever used e-cigarettes, e-cigars, or e-hookahs?






Response	6	8	10	12	Total	
Never	94.3	88.8	79.3	61.4	82.6	
Once or Twice	4.6	6.9	12.8	15.0	9.3	
Once in a while but not regularly	0.5	3.8	5.5	8.7	4.2	
Regularly in the past	0.5	0.0	2.4	7.1	2.2	
Regularly now	0.0	0.6	0.0	7.9	1.7	
N of Valid	194	160	164	127	645	
N of Miss	12	6	10	6	34	

Table 138: How frequently have you used e-cigarettes, e-cigars, or e-hookahs?

Response	6	8	10	12	Total	
Not at all	98.5	93.1	95.2	78.4	92.4	
Less than 10 puffs per day	1.5	4.4	2.4	12.0	4.5	
10 to 50 puffs per day	0.0	0.6	1.8	5.6	1.7	
About one-half cartomiser per day	0.0	0.6	0.6	0.8	0.5	
About one cartomiser per day	0.0	0.6	0.0	0.0	0.2	
About one and one-half cartomisers per day	0.0	0.0	0.0	0.8	0.2	
Two cartomisers or more per day	0.0	0.6	0.0	2.4	0.6	
N of Valid	196	160	166	125	647	
N of Miss	10	6	8	8	32	

Table 139: During this school year, were you taught in any of your classes about the dangers of tobacco use?

Response	6	8	10	12	Total	
Never	15.4	21.9	18.8	43.3	23.3	
Rarely	11.8	20.0	23.0	15.0	17.3	
Sometimes	23.6	26.2	35.8	22.8	27.2	
Often	26.2	19.4	16.4	12.6	19.3	
Almost always	23.1	12.5	6.1	6.3	12.8	
N of Valid	195	160	165	127	647	
N of Miss	11	6	9	6	32	

Table 140: During the past 12 months, have you participated in any community activities to discourage people your age from using cigarettes, chewing tobacco, snuff, dip or cigars, e-cigarettes, e-cigars, or e-hookahs?

Response	6	8	10	12	Total	
Never	57.6	69.0	61.8	72.4	64.4	
Rarely	14.7	10.8	12.7	4.7	11.2	
Sometimes	13.1	11.4	16.4	15.0	13.9	
Often	4.2	3.8	6.1	3.9	4.5	
Almost always	10.5	5.1	3.0	3.9	5.9	
N of Valid	191	158	165	127	641	
N of Miss	15	8	9	6	38	

Table 141: Think back over the last two weeks. How many times have you had five or more alcoholic drinks in a row?







Response	6	8	10	12	Total	
None	98.5	94.4	88.6	79.5	91.2	
Once	1.0	3.1	4.8	5.5	3.4	
Twice	0.5	0.0	3.6	7.1	2.5	
3-5 times	0.0	1.2	1.8	6.3	2.0	
6-9 times	0.0	0.6	1.2	0.8	0.6	
10 or more times	0.0	0.6	0.0	0.8	0.3	
N of Valid	194	160	167	127	648	
N of Miss	12	6	7	6	31	

Table 142: During the past 30 days, how many times did you ride in a car or other vehicle driven by someone who had been drinking alcohol or using drugs to get high?






Response	6	8	10	12	Total	
0 times	96.3	91.1	90.9	84.6	91.3	
1 time	3.2	3.8	4.2	5.7	4.1	
2 or 3 times	0.5	0.6	3.0	4.9	2.1	
4 or 5 times	0.0	0.6	0.6	1.6	0.6	
6 or more times	0.0	3.8	1.2	3.3	1.9	
N of Valid	189	157	165	123	634	
N of Miss	17	9	9	10	45	

Table 143: During the past 30 days, how many times did you drive a car or other vehicle when you had been drinking alcohol or using drugs to get high?







Response	6	8	10	12	Total	
I did not drive a car in the past 30 days	55.1	50.0	30.1	20.2	40.5	
0 times	44.4	47.4	66.9	69.4	55.9	
1 time	0.5	0.6	3.1	5.6	2.2	
2 or 3 times	0.0	0.0	0.0	2.4	0.5	
4 or 5 times	0.0	0.6	0.0	0.0	0.2	
6 or more times	0.0	1.3	0.0	2.4	0.8	
N of Valid	187	156	163	124	630	
N of Miss	19	10	11	9	49	

Table 144: If you drank alcohol (not just a sip or taste) in the past year, how did you usually get it?












Response	6	8	10	12	Total	
I did not drink alcohol in the past year	97.8	84.2	71.5	52.8	78.7	
I bought it myself with a fake ID	0.0	0.6	0.0	0.0	0.2	
I bought it myself without a fake ID	0.0	0.0	0.6	2.4	0.6	
I got it from someone I know age 21 or older	0.0	3.8	12.1	25.6	9.2	
I got it from someone I know under age 21	0.0	1.9	3.6	5.6	2.5	
I got it from my brother or sister	0.0	0.6	0.0	2.4	0.6	
I got it from home with my parents' permission	0.5	1.3	4.2	2.4	2.1	
I got it from home without my parents' permission	0.5	3.2	1.2	1.6	1.6	
I got it from another relative	0.0	0.0	1.2	0.0	0.3	
A stranger bought it for me	0.0	0.0	0.6	2.4	0.6	
I took it from a store or shop	0.0	0.0	0.0	0.0	0.0	
Other	1.1	4.4	4.8	4.8	3.6	
N of Valid	185	158	165	125	633	
N of Miss	21	8	9	8	46	

Table 145: If you drank alcohol (not just a sip or taste) in the past year, where did you usually drink it?









Response	6	8	10	12	Total	
I did not drink alcohol in the past year	96.8	87.0	69.9	52.0	78.6	
At my home	1.6	4.5	9.2	10.6	6.1	
At someone else's home	1.6	6.5	14.7	26.8	11.2	
At an open area like a park, beach, field, back road, woods, or a street corner	0.0	1.3	4.3	6.5	2.7	
At a sporting event or concert	0.0	0.0	0.0	0.8	0.2	
At a restaurant, bar, or a nightclub	0.0	0.0	0.0	0.0	0.0	
At an empty building or a construction site	0.0	0.0	0.0	0.0	0.0	
At a hotel/motel	0.0	0.0	0.0	1.6	0.3	
An a car	0.0	0.0	1.2	1.6	0.6	
At school	0.0	0.6	0.6	0.0	0.3	
N of Valid	187	154	163	123	627	
N of Miss	19	12	11	10	52	

Table 146: How do you feel about someone your age having one or two drinks of an alcoholic beverage nearly every day?





Response	6	8	10	12	Total	
Neither approve nor disapprove	18.4	24.0	32.5	36.8	27.1	
Somewhat disapprove	4.3	11.7	17.8	17.6	12.3	
Strongly disapprove	66.5	51.9	43.6	40.0	51.7	
Don't know or can't say	10.8	12.3	6.1	5.6	8.9	
N of Valid	185	154	163	125	627	
N of Miss	21	12	11	8	52	

Table 147: On how many occasions have you had alcoholic beverages (beer, wine or hard liquor) to drink in your lifetime - more than just a few sips?








Response	6	8	10	12	Total	
0	91.0	82.2	61.0	47.6	72.5	
1-2	8.0	8.3	11.0	10.5	9.3	
3-5	0.5	4.5	9.1	8.9	5.4	
6-9	0.5	1.9	6.7	4.0	3.2	
10-19	0.0	0.6	4.3	10.5	3.3	
20-39	0.0	0.6	2.4	6.5	2.1	
40	0.0	1.9	5.5	12.1	4.3	
N of Valid	188	157	164	124	633	
N of Miss	18	9	10	9	46	

Table 148: On how many occasions have you drunk one of more drinks of an alcoholic beverage during the past 30 days?







Response	6	8	10	12	Total	
0	100.0	96.2	85.8	74.2	90.3	
1-2	0.0	2.6	7.4	14.5	5.4	
3-5	0.0	0.6	3.7	3.2	1.8	
6-9	0.0	0.6	1.9	3.2	1.3	
10-19	0.0	0.0	0.6	4.0	1.0	
20-39	0.0	0.0	0.0	0.0	0.0	
40	0.0	0.0	0.6	0.8	0.3	
N of Valid	186	156	162	124	628	
N of Miss	20	10	12	9	51	

Table 149: On how many occasions have you used marijuana (grass, pot) or hashish (hash, hash oil) in your lifetime?


Response	6	8	10	12	Total	
0	99.5	93.5	89.4	74.4	90.6	
1-2	0.5	3.9	2.5	7.4	3.2	
3-5	0.0	1.3	1.9	6.6	2.1	
6-9	0.0	1.3	1.9	0.8	1.0	
10-19	0.0	0.0	3.1	1.7	1.1	
20-39	0.0	0.0	0.6	1.7	0.5	
40	0.0	0.0	0.6	7.4	1.6	
N of Valid	188	155	161	121	625	
N of Miss	18	11	13	12	54	

Table 150: On how many occasions have you used marijuana (grass, pot) or hashish (hash, hash oil) during the past 30 days?


Response	6	8	10	12	Total	
0	100.0	99.4	96.3	90.3	97.0	
1-2	0.0	0.6	1.9	6.5	1.9	
3-5	0.0	0.0	1.9	2.4	1.0	
6-9	0.0	0.0	0.0	0.0	0.0	
10-19	0.0	0.0	0.0	0.0	0.0	
20-39	0.0	0.0	0.0	0.8	0.2	
40	0.0	0.0	0.0	0.0	0.0	
N of Valid	189	156	162	124	631	
N of Miss	17	10	12	9	48	

Table 151: On how many occasions have you used LSD or other psychedelics in your lifetime?


Response	6	8	10	12	Total	
0	100.0	99.4	100.0	97.6	99.4	
1-2	0.0	0.6	0.0	0.8	0.3	
3-5	0.0	0.0	0.0	0.0	0.0	
6-9	0.0	0.0	0.0	0.0	0.0	
10-19	0.0	0.0	0.0	0.0	0.0	
20-39	0.0	0.0	0.0	0.0	0.0	
40	0.0	0.0	0.0	1.6	0.3	
N of Valid	187	155	162	124	628	
N of Miss	19	11	12	9	51	

Table 152: On how many occasions have you used LSD or other psychedelics during the past 30 days?

Response	6	8	10	12	Total	
0	100.0	100.0	100.0	99.2	99.8	
1-2	0.0	0.0	0.0	0.0	0.0	
3-5	0.0	0.0	0.0	0.0	0.0	
6-9	0.0	0.0	0.0	0.8	0.2	
10-19	0.0	0.0	0.0	0.0	0.0	
20-39	0.0	0.0	0.0	0.0	0.0	
40	0.0	0.0	0.0	0.0	0.0	
N of Valid	187	155	161	122	625	
N of Miss	19	11	13	11	54	

Table 153: On how many occasions have you used cocaine or crack in your lifetime?

Response	6	8	10	12	Total	
0	100.0	99.4	98.8	97.6	99.0	
1-2	0.0	0.6	1.2	0.0	0.5	
3-5	0.0	0.0	0.0	0.0	0.0	
6-9	0.0	0.0	0.0	0.0	0.0	
10-19	0.0	0.0	0.0	0.8	0.2	
20-39	0.0	0.0	0.0	0.8	0.2	
40	0.0	0.0	0.0	0.8	0.2	
N of Valid	186	155	161	123	625	
N of Miss	20	11	13	10	54	

Table 154: On how many occasions have you used cocaine or crack during the past 30 days?

Response	6	8	10	12	Total	
0	100.0	100.0	100.0	99.2	99.8	
1-2	0.0	0.0	0.0	0.8	0.2	
3-5	0.0	0.0	0.0	0.0	0.0	
6-9	0.0	0.0	0.0	0.0	0.0	
10-19	0.0	0.0	0.0	0.0	0.0	
20-39	0.0	0.0	0.0	0.0	0.0	
40	0.0	0.0	0.0	0.0	0.0	
N of Valid	183	154	161	123	621	
N of Miss	23	12	13	10	58	



Table 155: On how many occasions have you sniffed glue, breathed the contents of an aerosol spray can, or inhaled other gases or sprays, in order to get high in your lifetime?







Response	6	8	10	12	Total	
0	99.5	96.8	96.9	95.2	97.3	
1-2	0.0	1.3	1.9	1.6	1.1	
3-5	0.0	0.0	1.2	1.6	0.6	
6-9	0.0	1.3	0.0	0.8	0.5	
10-19	0.0	0.0	0.0	0.0	0.0	
20-39	0.0	0.0	0.0	0.8	0.2	
40	0.5	0.6	0.0	0.0	0.3	
N of Valid	186	157	162	124	629	
N of Miss	20	9	12	9	50	

Table 156: On how many occasions have you sniffed glue, breathed the contents of an aerosol spray can, or inhaled other gases or sprays, in order to get high during the past 30 days?





Response	6	8	10	12	Total	
0	99.5	97.4	99.4	99.2	98.9	
1-2	0.0	1.3	0.6	0.0	0.5	
3-5	0.5	0.6	0.0	0.8	0.5	
6-9	0.0	0.0	0.0	0.0	0.0	
10-19	0.0	0.6	0.0	0.0	0.2	
20-39	0.0	0.0	0.0	0.0	0.0	
40	0.0	0.0	0.0	0.0	0.0	
N of Valid	185	156	162	124	627	
N of Miss	21	10	12	9	52	

Table 157: On how many occasions have you used Daztrex in your lifetime?


Response	6	8	10	12	Total	
0	100.0	100.0	100.0	100.0	100.0	
1-2	0.0	0.0	0.0	0.0	0.0	
3-5	0.0	0.0	0.0	0.0	0.0	
6-9	0.0	0.0	0.0	0.0	0.0	
10-19	0.0	0.0	0.0	0.0	0.0	
20-39	0.0	0.0	0.0	0.0	0.0	
40	0.0	0.0	0.0	0.0	0.0	
N of Valid	184	154	162	123	623	
N of Miss	22	12	12	10	56	

Table 158: On how many occasions have you used Daztrex during the past 30 days?


Response	6	8	10	12	Total	
0	100.0	100.0	100.0	100.0	100.0	
1-2	0.0	0.0	0.0	0.0	0.0	
3-5	0.0	0.0	0.0	0.0	0.0	
6-9	0.0	0.0	0.0	0.0	0.0	
10-19	0.0	0.0	0.0	0.0	0.0	
20-39	0.0	0.0	0.0	0.0	0.0	
40	0.0	0.0	0.0	0.0	0.0	
N of Valid	184	154	162	124	624	
N of Miss	22	12	12	9	55	

Table 159: On how many occasions have you used synthetic marijuana (K2, spice) in your lifetime?





Response	6	8	10	12	Total	
0	100.0	100.0	99.4	96.7	99.2	
1-2	0.0	0.0	0.0	1.6	0.3	
3-5	0.0	0.0	0.6	0.8	0.3	
6-9	0.0	0.0	0.0	0.0	0.0	
10-19	0.0	0.0	0.0	0.8	0.2	
20-39	0.0	0.0	0.0	0.0	0.0	
40	0.0	0.0	0.0	0.0	0.0	
N of Valid	186	155	161	123	625	
N of Miss	20	11	13	10	54	

Table 160: On how many occasions have you used synthetic marijuana (K2, spice) during the past 30 days?



Response	6	8	10	12	Total	
0	100.0	100.0	100.0	99.2	99.8	
1-2	0.0	0.0	0.0	0.0	0.0	
3-5	0.0	0.0	0.0	0.8	0.2	
6-9	0.0	0.0	0.0	0.0	0.0	
10-19	0.0	0.0	0.0	0.0	0.0	
20-39	0.0	0.0	0.0	0.0	0.0	
40	0.0	0.0	0.0	0.0	0.0	
N of Valid	185	153	160	123	621	
N of Miss	21	13	14	10	58	

Table 161: On how many occasions have you used methamphetamines (meth, speed, crank, crystal meth) in your lifetime?




Response	6	8	10	12	Total	
0	100.0	99.4	99.4	97.6	99.2	
1-2	0.0	0.6	0.6	0.0	0.3	
3-5	0.0	0.0	0.0	0.0	0.0	
6-9	0.0	0.0	0.0	0.0	0.0	
10-19	0.0	0.0	0.0	0.0	0.0	
20-39	0.0	0.0	0.0	0.0	0.0	
40	0.0	0.0	0.0	2.4	0.5	
N of Valid	184	156	161	123	624	
N of Miss	22	10	13	10	55	

Table 162: On how many occasions have you used methamphetamines (meth, speed, crank, crystal meth) in the past 30 days?





Response	6	8	10	12	Total	
0	99.5	99.4	100.0	99.2	99.5	
1-2	0.0	0.0	0.0	0.0	0.0	
3-5	0.0	0.6	0.0	0.0	0.2	
6-9	0.0	0.0	0.0	0.0	0.0	
10-19	0.0	0.0	0.0	0.0	0.0	
20-39	0.0	0.0	0.0	0.8	0.2	
40	0.5	0.0	0.0	0.0	0.2	
N of Valid	185	155	161	123	624	
N of Miss	21	11	13	10	55	

Table 163: On how many occasions have you used other chemical products (bath salts, plant food, etc.) in your lifetime?





Response	6	8	10	12	Total	
0	98.3	97.4	100.0	100.0	98.9	
1-2	1.1	1.3	0.0	0.0	0.6	
3-5	0.6	0.6	0.0	0.0	0.3	
6-9	0.0	0.6	0.0	0.0	0.2	
10-19	0.0	0.0	0.0	0.0	0.0	
20-39	0.0	0.0	0.0	0.0	0.0	
40	0.0	0.0	0.0	0.0	0.0	
N of Valid	181	156	162	123	622	
N of Miss	25	10	12	10	57	

Table 164: On how many occasions have you used other chemical products (bath salts, plant food, etc.) during the past 30 days?



Response	6	8	10	12	Total	
0	100.0	99.4	100.0	100.0	99.8	
1-2	0.0	0.6	0.0	0.0	0.2	
3-5	0.0	0.0	0.0	0.0	0.0	
6-9	0.0	0.0	0.0	0.0	0.0	
10-19	0.0	0.0	0.0	0.0	0.0	
20-39	0.0	0.0	0.0	0.0	0.0	
40	0.0	0.0	0.0	0.0	0.0	
N of Valid	182	154	160	123	619	
N of Miss	24	12	14	10	60	

Table 165: On how many occasions have you used heroin or other opiates in your lifetime?





Response	6	8	10	12	Total	
0	100.0	99.4	100.0	97.6	99.4	
1-2	0.0	0.6	0.0	0.8	0.3	
3-5	0.0	0.0	0.0	0.0	0.0	
6-9	0.0	0.0	0.0	0.8	0.2	
10-19	0.0	0.0	0.0	0.8	0.2	
20-39	0.0	0.0	0.0	0.0	0.0	
40	0.0	0.0	0.0	0.0	0.0	
N of Valid	182	155	158	123	618	
N of Miss	24	11	16	10	61	

Table 166: On how many occasions have you used heroin or other opiates during the past 30 days?



Response	6	8	10	12	Total	
0	100.0	100.0	100.0	99.2	99.8	
1-2	0.0	0.0	0.0	0.8	0.2	
3-5	0.0	0.0	0.0	0.0	0.0	
6-9	0.0	0.0	0.0	0.0	0.0	
10-19	0.0	0.0	0.0	0.0	0.0	
20-39	0.0	0.0	0.0	0.0	0.0	
40	0.0	0.0	0.0	0.0	0.0	
N of Valid	183	153	159	121	616	
N of Miss	23	13	15	12	63	

Table 167: On how many occasions have you used MDMA ('X', 'E', or ecstasy) in your lifetime?




Response	6	8	10	12	Total	
0	100.0	98.7	99.4	96.7	98.9	
1-2	0.0	0.6	0.6	3.3	1.0	
3-5	0.0	0.6	0.0	0.0	0.2	
6-9	0.0	0.0	0.0	0.0	0.0	
10-19	0.0	0.0	0.0	0.0	0.0	
20-39	0.0	0.0	0.0	0.0	0.0	
40	0.0	0.0	0.0	0.0	0.0	
N of Valid	184	155	160	122	621	
N of Miss	22	11	14	11	58	

Table 168: On how many occasions have you used MDMA ('X', 'E', or ecstasy) during the past 30 days?


Response	6	8	10	12	Total	
0	100.0	100.0	100.0	100.0	100.0	
1-2	0.0	0.0	0.0	0.0	0.0	
3-5	0.0	0.0	0.0	0.0	0.0	
6-9	0.0	0.0	0.0	0.0	0.0	
10-19	0.0	0.0	0.0	0.0	0.0	
20-39	0.0	0.0	0.0	0.0	0.0	
40	0.0	0.0	0.0	0.0	0.0	
N of Valid	185	154	160	122	621	
N of Miss	21	12	14	11	58	

Table 169: On how many occasions have you taken prescription drugs (such as Valium, Xanax, Ritalin, Adderall, OxyContin, Darvocet, or sleeping pills) not prescribed to you in your lifetime?








Response	6	8	10	12	Total	
0	97.8	96.1	92.5	83.7	93.3	
1-2	1.1	1.9	3.7	10.6	3.9	
3-5	0.5	1.3	1.2	0.8	1.0	
6-9	0.0	0.6	0.0	0.0	0.2	
10-19	0.5	0.0	1.2	0.8	0.6	
20-39	0.0	0.0	0.6	1.6	0.5	
40	0.0	0.0	0.6	2.4	0.6	
N of Valid	184	155	161	123	623	
N of Miss	22	11	13	10	56	

Table 170: On how many occasions have you taken prescription drugs (such as Valium, Xanax, Ritalin, Adderall, OxyContin, Darvocet, or sleeping pills) not prescribed to you during the past 30 days?






Response	6	8	10	12	Total	
0	99.4	100.0	96.2	95.9	98.1	
1-2	0.6	0.0	2.5	2.4	1.3	
3-5	0.0	0.0	0.0	0.8	0.2	
6-9	0.0	0.0	0.0	0.8	0.2	
10-19	0.0	0.0	0.0	0.0	0.0	
20-39	0.0	0.0	1.2	0.0	0.3	
40	0.0	0.0	0.0	0.0	0.0	
N of Valid	181	153	160	123	617	
N of Miss	25	13	14	10	62	

Table 171: On how many occasions have you taken non-prescription medicines such as diet pills (for example, Dietac, Dexatrim or Prolamine), stay-awake pills (for example No-Doz, Vivarin, or Wake), or cough or cold medicines (robos, DXM, etc.) to get high in your lifetime?







Response	6	8	10	12	Total	
0	98.9	96.8	97.5	94.3	97.1	
1-2	0.0	1.3	1.2	1.6	1.0	
3-5	0.5	1.3	1.2	0.8	1.0	
6-9	0.0	0.0	0.0	0.8	0.2	
10-19	0.0	0.6	0.0	1.6	0.5	
20-39	0.0	0.0	0.0	0.0	0.0	
40	0.5	0.0	0.0	0.8	0.3	
N of Valid	182	156	160	123	621	
N of Miss	24	10	14	10	58	

Table 172: On how many occasions have you taken non-prescription medicines such as diet pills (for example, Dietac, Dexatrim or Prolamine), stay-awake pills (for example No-Doz, Vivarin, or Wake), or cough or cold medicines (robos, DXM, etc.) to get high during the past 30 days?




Response	6	8	10	12	Total	
0	99.4	99.3	99.4	96.7	98.9	
1-2	0.6	0.7	0.6	2.4	1.0	
3-5	0.0	0.0	0.0	0.0	0.0	
6-9	0.0	0.0	0.0	0.0	0.0	
10-19	0.0	0.0	0.0	0.8	0.2	
20-39	0.0	0.0	0.0	0.0	0.0	
40	0.0	0.0	0.0	0.0	0.0	
N of Valid	179	153	158	123	613	
N of Miss	27	13	16	10	66	

Table 173: On how many occasions have you been drunk or very high from drinking alcoholic beverages during the past 30 days?







Response	6	8	10	12	Total	
0	98.4	96.1	91.7	82.9	93.0	
1-2	1.6	2.6	3.2	8.9	3.7	
3-5	0.0	0.6	3.2	5.7	2.1	
6-9	0.0	0.6	1.3	1.6	0.8	
10-19	0.0	0.0	0.0	0.0	0.0	
20-39	0.0	0.0	0.0	0.8	0.2	
40	0.0	0.0	0.6	0.0	0.2	
N of Valid	182	155	157	123	617	
N of Miss	24	11	17	10	62	

Table 174: On how many occasions have you drunk flavored alcoholic beverages, sometimes called 'alcopops' (like Mike's Hard Lemonade, Smirnoff Ice, Bacardi Breezers, etc.) in your lifetime?








Response	6	8	10	12	Total	
0	94.4	87.7	76.9	65.0	82.4	
1-2	5.0	6.5	3.1	6.5	5.2	
3-5	0.6	2.6	8.8	4.9	4.0	
6-9	0.0	0.6	3.1	4.1	1.8	
10-19	0.0	0.6	3.8	7.3	2.6	
20-39	0.0	0.6	1.9	4.9	1.6	
40	0.0	1.3	2.5	7.3	2.4	
N of Valid	180	155	160	123	618	
N of Miss	26	11	14	10	61	



Table 175: On how many occasions have you drunk flavored alcoholic beverages, sometimes called 'alcopops' (like Mike's Hard Lemonade, Smirnoff Ice, Bacardi Breezers, etc.) during the past 30 days?








Response	6	8	10	12	Total	
0	98.9	95.5	90.7	83.7	92.9	
1-2	1.1	2.6	3.7	6.5	3.2	
3-5	0.0	1.3	3.1	4.9	2.1	
6-9	0.0	0.0	0.6	3.3	0.8	
10-19	0.0	0.0	0.6	0.8	0.3	
20-39	0.0	0.0	0.6	0.0	0.2	
40	0.0	0.6	0.6	0.8	0.5	
N of Valid	180	156	161	123	620	
N of Miss	26	10	13	10	59	

Table 176: If you used prescription drugs or over the counter drugs without a doctor telling you to use it or for the purpose of getting high, where did you get these drugs? - Did not use



Response	6	8	10	12	Total	
No	14.1	14.5	11.5	19.5	14.6	
Yes	85.9	85.5	88.5	80.5	85.4	
N of Valid	206	166	174	133	679	
N of Miss	0	0	0	0	0	

Table 177: If you used prescription drugs or over the counter drugs without a doctor telling you to use it or for the purpose of getting high, where did you get these drugs? - Bought or took from store or shop



Response	6	8	10	12	Total	
No	100.0	98.2	99.4	99.2	99.3	
Yes	0.0	1.8	0.6	0.8	0.7	
N of Valid	206	166	174	133	679	
N of Miss	0	0	0	0	0	

Table 178: If you used prescription drugs or over the counter drugs without a doctor telling you to use it or for the purpose of getting high, where did you get these drugs? -  
Got from parents with permission



Response	6	8	10	12	Total	
No	99.0	99.4	99.4	98.5	99.1	
Yes	1.0	0.6	0.6	1.5	0.9	
N of Valid	206	166	174	133	679	
N of Miss	0	0	0	0	0	

Table 179: If you used prescription drugs or over the counter drugs without a doctor telling you to use it or for the purpose of getting high, where did you get these drugs? -  
Got from home without permission



Response	6	8	10	12	Total	
No	99.5	98.8	100.0	99.2	99.4	
Yes	0.5	1.2	0.0	0.8	0.6	
N of Valid	206	166	174	133	679	
N of Miss	0	0	0	0	0	

Table 180: If you used prescription drugs or over the counter drugs without a doctor telling you to use it or for the purpose of getting high, where did you get these drugs? -  
Got from relative with permission



Response	6	8	10	12	Total	
No	100.0	98.8	98.9	98.5	99.1	
Yes	0.0	1.2	1.1	1.5	0.9	
N of Valid	206	166	174	133	679	
N of Miss	0	0	0	0	0	

Table 181: If you used prescription drugs or over the counter drugs without a doctor telling you to use it or for the purpose of getting high, where did you get these drugs? -  
Got from relative without permission



Response	6	8	10	12	Total	
No	100.0	99.4	100.0	100.0	99.9	
Yes	0.0	0.6	0.0	0.0	0.1	
N of Valid	206	166	174	133	679	
N of Miss	0	0	0	0	0	

Table 182: If you used prescription drugs or over the counter drugs without a doctor telling you to use it or for the purpose of getting high, where did you get these drugs? -  
Got from friend's home with permission



Response	6	8	10	12	Total	
No	100.0	99.4	99.4	98.5	99.4	
Yes	0.0	0.6	0.6	1.5	0.6	
N of Valid	206	166	174	133	679	
N of Miss	0	0	0	0	0	

Table 183: If you used prescription drugs or over the counter drugs without a doctor telling you to use it or for the purpose of getting high, where did you get these drugs? -  
Got from friend's home without permission


Response	6	8	10	12	Total	
No	100.0	100.0	100.0	100.0	100.0	
Yes	0.0	0.0	0.0	0.0	0.0	
N of Valid	206	166	174	133	679	
N of Miss	0	0	0	0	0	

Table 184: If you used prescription drugs or over the counter drugs without a doctor telling you to use it or for the purpose of getting high, where did you get these drugs? -  
Got from friend at school



Response	6	8	10	12	Total	
No	100.0	98.2	99.4	100.0	99.4	
Yes	0.0	1.8	0.6	0.0	0.6	
N of Valid	206	166	174	133	679	
N of Miss	0	0	0	0	0	

Table 185: If you used prescription drugs or over the counter drugs without a doctor telling you to use it or for the purpose of getting high, where did you get these drugs? -  
Got from friend at party



Response	6	8	10	12	Total	
No	100.0	99.4	100.0	99.2	99.7	
Yes	0.0	0.6	0.0	0.8	0.3	
N of Valid	206	166	174	133	679	
N of Miss	0	0	0	0	0	

Table 186: If you used prescription drugs or over the counter drugs without a doctor telling you to use it or for the purpose of getting high, where did you get these drugs? -  
Got from friend, elsewhere



Response	6	8	10	12	Total	
No	100.0	99.4	100.0	96.2	99.1	
Yes	0.0	0.6	0.0	3.8	0.9	
N of Valid	206	166	174	133	679	
N of Miss	0	0	0	0	0	

Table 187: If you used prescription drugs or over the counter drugs without a doctor telling you to use it or for the purpose of getting high, where did you get these drugs? -  
Got from internet sale



Response	6	8	10	12	Total	
No	100.0	100.0	100.0	99.2	99.9	
Yes	0.0	0.0	0.0	0.8	0.1	
N of Valid	206	166	174	133	679	
N of Miss	0	0	0	0	0	

Table 188: During the last month, about how many marijuana cigarettes, or the equivalent, did you smoke a day, on the average?







Response	6	8	10	12	Total	
None	98.9	97.4	95.6	89.3	95.8	
Less than 1 a day	0.6	1.3	3.1	5.7	2.4	
1 a day	0.0	0.7	0.6	0.8	0.5	
2-3 a day	0.6	0.0	0.0	3.3	0.8	
4-6 a day	0.0	0.0	0.0	0.0	0.0	
7-10 a day	0.0	0.0	0.6	0.0	0.2	
11 or more a day	0.0	0.7	0.0	0.8	0.3	
N of Valid	181	153	160	122	616	
N of Miss	25	13	14	11	63	

Table 189: How wrong do your friends feel it would be for YOU to: have one or two drinks of an alcoholic beverage nearly every day?

Response	6	8	10	12	Total	
Very wrong	81.2	62.1	38.1	43.0	57.7	
Wrong	12.2	15.7	28.7	17.4	18.4	
A little bit wrong	4.4	16.3	17.5	14.0	12.7	
Not at all wrong	2.2	5.9	15.6	25.6	11.2	
N of Valid	181	153	160	121	615	
N of Miss	25	13	14	12	64	

Table 190: How wrong do your friends feel it would be for YOU to: smoke tobacco?

Response	6	8	10	12	Total	
Very wrong	85.1	65.8	44.7	45.1	61.9	
Wrong	8.8	15.8	23.6	17.2	16.1	
A little bit wrong	3.9	10.5	16.1	15.6	11.0	
Not at all wrong	2.2	7.9	15.5	22.1	11.0	
N of Valid	181	152	161	122	616	
N of Miss	25	14	13	11	63	

Table 191: How wrong do your friends feel it would be for YOU to: smoke marijuana?

Response	6	8	10	12	Total	
Very wrong	92.8	69.9	53.1	45.0	67.4	
Wrong	4.4	11.1	23.8	15.0	13.2	
A little bit wrong	2.2	10.5	8.1	14.2	8.2	
Not at all wrong	0.6	8.5	15.0	25.8	11.3	
N of Valid	180	153	160	120	613	
N of Miss	26	13	14	13	66	

Table 192: How wrong do your friends feel it would be for YOU to: use prescription drugs not prescribed to you?





Response	6	8	10	12	Total	
Very wrong	90.0	74.8	68.6	61.2	75.0	
Wrong	6.1	13.9	20.8	17.4	14.1	
A little bit wrong	2.8	6.6	6.3	9.1	5.9	
Not at all wrong	1.1	4.6	4.4	12.4	5.1	
N of Valid	180	151	159	121	611	
N of Miss	26	15	15	12	68	

Table 193: How wrong would most adults (over 21) in your neighborhood think it is for kids your age: to use marijuana?





Response	6	8	10	12	Total	
Very wrong	92.0	78.8	71.2	56.7	76.3	
Wrong	7.4	10.6	21.2	21.7	14.7	
A little bit wrong	0.0	5.3	4.4	13.3	5.1	
Not at all wrong	0.6	5.3	3.1	8.3	4.0	
N of Valid	176	151	160	120	607	
N of Miss	30	15	14	13	72	

Table 194: How wrong would most adults (over 21) in your neighborhood think it is for kids your age: to drink alcohol?





Response	6	8	10	12	Total	
Very wrong	87.4	69.5	54.0	46.7	66.1	
Wrong	9.1	15.9	22.4	21.7	16.8	
A little bit wrong	2.3	10.6	18.0	16.7	11.4	
Not at all wrong	1.1	4.0	5.6	15.0	5.8	
N of Valid	175	151	161	120	607	
N of Miss	31	15	13	13	72	

Table 195: How wrong would most adults (over 21) in your neighborhood think it is for kids your age: to smoke cigarettes?





Response	6	8	10	12	Total	
Very wrong	82.9	72.5	57.5	50.8	67.2	
Wrong	10.3	12.8	23.8	16.7	15.7	
A little bit wrong	5.7	6.7	10.6	20.8	10.3	
Not at all wrong	1.1	8.1	8.1	11.7	6.8	
N of Valid	175	149	160	120	604	
N of Miss	31	17	14	13	75	

Table 196: How much do each of the following statements describe your neighborhood? crime and/or drug selling





Response	6	8	10	12	Total	
NO!	79.4	66.4	67.1	62.8	69.6	
no	14.9	24.3	25.9	24.0	21.9	
yes	5.1	6.6	4.4	9.1	6.1	
YES!	0.6	2.6	2.5	4.1	2.3	
N of Valid	175	152	158	121	606	
N of Miss	31	14	16	12	73	

Table 197: How much do each of the following statements describe your neighborhood? fights





Response	6	8	10	12	Total	
NO!	70.1	63.3	60.8	62.8	64.5	
no	21.3	23.3	25.3	28.9	24.4	
yes	7.5	12.7	9.5	5.8	9.0	
YES!	1.1	0.7	4.4	2.5	2.2	
N of Valid	174	150	158	121	603	
N of Miss	32	16	16	12	76	

Table 198: How much do each of the following statements describe your neighborhood? lots of empty or abandoned buildings

Response	6	8	10	12	Total	
NO!	58.5	54.4	57.0	60.3	57.5	
no	24.4	29.5	27.8	28.1	27.3	
yes	11.4	9.4	12.7	9.1	10.8	
YES!	5.7	6.7	2.5	2.5	4.5	
N of Valid	176	149	158	121	604	
N of Miss	30	17	16	12	75	

Table 199: How much do each of the following statements describe your neighborhood? lots of graffiti

Response	6	8	10	12	Total	
NO!	76.4	66.0	72.0	74.2	72.2	
no	19.0	28.6	25.5	23.3	23.9	
yes	3.4	4.1	1.9	1.7	2.8	
YES!	1.1	1.4	0.6	0.8	1.0	
N of Valid	174	147	157	120	598	
N of Miss	32	19	17	13	81	

Table 200: I feel safe in my neighborhood.

Response	6	8	10	12	Total	
NO!	7.4	6.7	3.1	7.6	6.1	
no	9.1	4.0	6.2	6.7	6.6	
yes	28.0	32.9	27.5	39.5	31.3	
YES!	55.4	56.4	63.1	46.2	55.9	
N of Valid	175	149	160	119	603	
N of Miss	31	17	14	14	76	



Table 201: If a kid smoked marijuana in your neighborhood would he or she be caught by the police?

Response	6	8	10	12	Total	
NO!	11.0	9.5	9.4	26.9	13.4	
no	23.1	40.8	45.0	55.5	39.7	
yes	32.9	31.3	29.4	8.4	26.7	
YES!	32.9	18.4	16.2	9.2	20.2	
N of Valid	173	147	160	119	599	
N of Miss	33	19	14	14	80	

Table 202: If a kid drank some beer, wine or hard liquor (for example, vodka, whiskey, or gin) in your neighborhood would he or she be caught by the police?

Response	6	8	10	12	Total	
NO!	13.5	12.9	15.8	38.3	19.0	
no	28.7	49.7	55.1	51.7	45.5	
yes	29.8	25.2	19.6	5.8	21.1	
YES!	28.1	12.2	9.5	4.2	14.4	
N of Valid	171	147	158	120	596	
N of Miss	35	19	16	13	83	

Table 203: If a kid carried a handgun in your neighborhood would he or she be caught by the police?

Response	6	8	10	12	Total	
NO!	13.6	13.0	10.7	28.0	15.5	
no	16.6	30.8	39.6	39.8	30.9	
yes	29.0	34.9	31.4	22.0	29.7	
YES!	40.8	21.2	18.2	10.2	23.8	
N of Valid	169	146	159	118	592	
N of Miss	37	20	15	15	87	

Table 204: If you wanted to get some cigarettes, how easy would it be for you to get some?

Response	6	8	10	12	Total	
Very hard	70.5	55.9	34.8	17.6	46.6	
Sort of hard	7.8	18.2	13.9	7.6	11.9	
Sort of easy	12.0	14.7	23.4	22.7	17.9	
Very easy	9.6	11.2	27.8	52.1	23.5	
N of Valid	166	143	158	119	586	
N of Miss	40	23	16	14	93	

Table 205: If you wanted to get some beer, wine or hard liquor (for example, vodka, whiskey, or gin), how easy would it be for you to get some?

Response	6	8	10	12	Total	
Very hard	79.3	55.9	34.6	20.2	49.5	
Sort of hard	9.1	14.7	19.9	13.4	14.3	
Sort of easy	6.1	14.0	23.7	22.7	16.2	
Very easy	5.5	15.4	21.8	43.7	20.1	
N of Valid	164	143	156	119	582	
N of Miss	42	23	18	14	97	

Table 206: If you wanted to get a drug like cocaine, LSD, or amphetamines, how easy would it be for you to get some?

Response	6	8	10	12	Total	
Very hard	93.3	78.2	77.1	52.1	76.8	
Sort of hard	4.2	12.0	17.2	26.9	14.2	
Sort of easy	0.0	4.9	3.8	12.6	4.8	
Very easy	2.4	4.9	1.9	8.4	4.1	
N of Valid	165	142	157	119	583	
N of Miss	41	24	17	14	96	

Table 207: If you wanted to get a handgun, how easy would it be for you to get one?





Response	6	8	10	12	Total	
Very hard	72.1	58.5	54.5	39.8	57.5	
Sort of hard	11.5	11.3	19.2	18.6	15.0	
Sort of easy	8.5	15.5	10.9	19.5	13.1	
Very easy	7.9	14.8	15.4	22.0	14.5	
N of Valid	165	142	156	118	581	
N of Miss	41	24	18	15	98	

Table 208: If you wanted to get some marijuana, how easy would it be for you to get some?





Response	6	8	10	12	Total	
Very hard	92.0	70.9	60.6	27.1	65.1	
Sort of hard	4.3	11.3	18.1	15.3	12.0	
Sort of easy	1.9	9.2	8.4	15.3	8.2	
Very easy	1.9	8.5	12.9	42.4	14.8	
N of Valid	162	141	155	118	576	
N of Miss	44	25	19	15	103	

Table 209: If you wanted to get prescription drugs for the purpose of getting high, how easy would it be for you to get some?





Response	6	8	10	12	Total	
Very hard	78.5	69.0	59.0	35.3	62.1	
Sort of hard	7.4	11.3	17.9	16.8	13.1	
Sort of easy	6.7	9.2	11.5	18.5	11.0	
Very easy	7.4	10.6	11.5	29.4	13.8	
N of Valid	163	142	156	119	580	
N of Miss	43	24	18	14	99	

Table 210: If you wanted to get synthetic marijuana such as K2 or chemical products such as bath salts to get high, how easy would it be for you to get some?


Response	6	8	10	12	Total	
Very hard	92.7	76.8	75.0	52.1	75.7	
Sort of hard	4.3	12.7	14.1	19.3	12.0	
Sort of easy	0.0	6.3	7.1	11.8	5.9	
Very easy	3.0	4.2	3.8	16.8	6.4	
N of Valid	164	142	156	119	581	
N of Miss	42	24	18	14	98	

Table 211: If you wanted to get steroids to use or to enhance athletic performance, how easy would it be for you to get some?


Response	6	8	10	12	Total	
Very hard	88.4	76.9	77.9	60.5	77.1	
Sort of hard	6.7	14.0	11.7	15.1	11.6	
Sort of easy	1.8	4.2	7.1	12.6	6.0	
Very easy	3.0	4.9	3.2	11.8	5.3	
N of Valid	164	143	154	119	580	
N of Miss	42	23	20	14	99	

Table 212: If you wanted to get e-cigarettes, e-cigars, or e-hookahs, how easy would it be for you to get some?


Response	6	8	10	12	Total	
Very hard	81.8	66.0	57.7	26.1	59.8	
Sort of hard	6.9	13.5	10.3	11.8	10.4	
Sort of easy	4.4	12.1	17.9	21.0	13.4	
Very easy	6.9	8.5	14.1	41.2	16.3	
N of Valid	159	141	156	119	575	
N of Miss	47	25	18	14	104	

Table 213: During the past 12 months, have you participated in any alcohol prevention programs or seen any alcohol prevention messages in your school or community? Yes, a school-based program focused on preventing underage drinking and/or drinking and driving.



Response	6	8	10	12	Total	
No	61.7	72.9	69.5	77.4	69.5	
Yes	38.3	27.1	30.5	22.6	30.5	
N of Valid	206	166	174	133	679	
N of Miss	0	0	0	0	0	

Table 214: During the past 12 months, have you participated in any alcohol prevention programs or seen any alcohol prevention messages in your school or community? Yes, a community-based program focused on preventing underage drinking and/or drinking and driving (for example, through your church or temple or through youth groups like Boys and Girls Club or 4-H).



Response	6	8	10	12	Total	
No	93.2	94.6	94.8	91.7	93.7	
Yes	6.8	5.4	5.2	8.3	6.3	
N of Valid	206	166	174	133	679	
N of Miss	0	0	0	0	0	

Table 215: During the past 12 months, have you participated in any alcohol prevention programs or seen any alcohol prevention messages in your school or community? Yes, a media campaign addressing underage drinking and/or drinking and driving (for example, newspaper ads, posters, pamphlets, radio, TV).



Response	6	8	10	12	Total	
No	90.3	89.8	93.7	91.0	91.2	
Yes	9.7	10.2	6.3	9.0	8.8	
N of Valid	206	166	174	133	679	
N of Miss	0	0	0	0	0	

Table 216: During the past 12 months, have you participated in any alcohol prevention programs or seen any alcohol prevention messages in your school or community? No



Response	6	8	10	12	Total	
No	62.1	50.0	45.4	44.4	51.4	
Yes	37.9	50.0	54.6	55.6	48.6	
N of Valid	206	166	174	133	679	
N of Miss	0	0	0	0	0	

Table 217: How wrong do your parents feel it would be for YOU to: have one or two drinks of an alcoholic beverage nearly every day?





Response	6	8	10	12	Total	
Very wrong	91.0	86.3	75.0	71.9	81.7	
Wrong	5.4	8.9	19.2	17.4	12.4	
A little bit wrong	3.0	2.7	4.5	5.8	3.9	
Not at all wrong	0.6	2.1	1.3	5.0	2.0	
N of Valid	166	146	156	121	589	
N of Miss	40	20	18	12	90	

Table 218: How wrong do your parents feel it would be for YOU to: smoke tobacco?





Response	6	8	10	12	Total	
Very wrong	95.1	85.0	77.1	72.0	83.1	
Wrong	4.3	10.9	15.3	16.9	11.4	
A little bit wrong	0.6	1.4	4.5	5.9	2.9	
Not at all wrong	0.0	2.7	3.2	5.1	2.6	
N of Valid	164	147	157	118	586	
N of Miss	42	19	17	15	93	

Table 219: How wrong do your parents feel it would be for YOU to: smoke marijuana?





Response	6	8	10	12	Total	
Very wrong	98.2	90.5	82.1	74.2	87.1	
Wrong	1.2	5.4	11.5	15.8	8.0	
A little bit wrong	0.6	2.0	4.5	5.0	2.9	
Not at all wrong	0.0	2.0	1.9	5.0	2.0	
N of Valid	167	148	156	120	591	
N of Miss	39	18	18	13	88	

Table 220: How wrong do your parents feel it would be for YOU to: use prescription drugs not prescribed to you?





Response	6	8	10	12	Total	
Very wrong	95.8	93.2	90.4	82.5	91.0	
Wrong	2.4	4.1	7.1	10.8	5.8	
A little bit wrong	1.8	2.0	1.9	4.2	2.4	
Not at all wrong	0.0	0.7	0.6	2.5	0.9	
N of Valid	165	147	156	120	588	
N of Miss	41	19	18	13	91	

Table 221: How wrong do your parents feel it would be for YOU to: steal something worth more than \$5?





Response	6	8	10	12	Total	
Very wrong	89.5	89.1	86.5	84.2	87.5	
Wrong	8.0	9.5	12.3	10.8	10.1	
A little bit wrong	2.5	0.7	1.3	3.3	1.9	
Not at all wrong	0.0	0.7	0.0	1.7	0.5	
N of Valid	162	147	155	120	584	
N of Miss	44	19	19	13	95	

Table 222: How wrong do your parents feel it would be for YOU to: draw graffiti, write things, or draw pictures on buildings or other property (without the owner's permission)?





Response	6	8	10	12	Total	
Very wrong	92.0	85.0	86.5	79.2	86.2	
Wrong	4.3	10.9	10.3	13.3	9.4	
A little bit wrong	2.5	3.4	2.6	6.7	3.6	
Not at all wrong	1.2	0.7	0.6	0.8	0.9	
N of Valid	162	147	156	120	585	
N of Miss	44	19	18	13	94	

Table 223: How wrong do your parents feel it would be for YOU to: pick a fight with someone?

Response	6	8	10	12	Total	
Very wrong	73.8	70.3	59.0	61.3	66.4	
Wrong	15.9	18.9	26.9	18.5	20.1	
A little bit wrong	9.1	8.1	10.9	13.4	10.2	
Not at all wrong	1.2	2.7	3.2	6.7	3.2	
N of Valid	164	148	156	119	587	
N of Miss	42	18	18	14	92	

Table 224: During the past 12 months, have you talked with at least one of your parents about the dangers of underage drinking and/or drinking and driving? By parents, we mean either your biological parents, adoptive parents, stepparents, or adult guardians - whether or not they live with you.

Response	6	8	10	12	Total	
No	50.3	53.7	49.3	57.6	52.4	
Yes	49.7	46.3	50.7	42.4	47.6	
N of Valid	159	147	152	118	576	
N of Miss	47	19	22	15	103	

Table 225: The rules in my family are clear.

Response	6	8	10	12	Total	
NO!	3.0	2.7	0.6	4.2	2.6	
no	1.8	4.1	1.9	6.7	3.4	
yes	29.1	38.8	43.2	47.9	39.1	
YES!	66.1	54.4	54.2	41.2	54.9	
N of Valid	165	147	155	119	586	
N of Miss	41	19	19	14	93	



Table 226: People in my family have serious arguments about the same things, and often insult or yell at each other.





Response	6	8	10	12	Total	
NO!	43.6	28.6	29.7	28.6	33.0	
no	28.2	47.6	45.2	40.3	40.1	
yes	20.9	19.0	17.4	22.7	19.9	
YES!	7.4	4.8	7.7	8.4	7.0	
N of Valid	163	147	155	119	584	
N of Miss	43	19	19	14	95	

Table 227: When I am not at home, one of my parents knows where I am and who I am with.





Response	6	8	10	12	Total	
NO!	3.7	4.1	0.6	5.0	3.2	
no	1.8	4.1	3.2	13.3	5.1	
yes	18.3	36.7	34.0	41.7	31.9	
YES!	76.2	55.1	62.2	40.0	59.8	
N of Valid	164	147	156	120	587	
N of Miss	42	19	18	13	92	

Table 228: My family has clear rules about alcohol and drug use.





Response	6	8	10	12	Total	
NO!	5.0	4.1	0.7	5.0	3.6	
no	3.8	7.5	5.9	10.0	6.6	
yes	15.1	28.1	28.1	40.0	27.0	
YES!	76.1	60.3	65.4	45.0	62.8	
N of Valid	159	146	153	120	578	
N of Miss	47	20	21	13	101	

Table 229: If you skipped school would you be caught by your parents?

Response	6	8	10	12	Total
NO!	3.7	3.4	2.6	4.2	3.4
no	6.8	11.6	7.7	26.1	12.2
yes	14.8	27.9	34.0	30.3	26.4
YES!	74.7	57.1	55.8	39.5	58.0
N of Valid	162	147	156	119	584
N of Miss	44	19	18	14	95

Table 230: My parents ask if I've gotten my homework done.

Response	6	8	10	12	Total
NO!	3.8	5.5	5.1	14.2	6.7
no	6.9	11.0	19.2	24.2	14.8
yes	20.6	34.9	30.1	37.5	30.2
YES!	68.8	48.6	45.5	24.2	48.3
N of Valid	160	146	156	120	582
N of Miss	46	20	18	13	97

Table 231: Would your parents know if you did not come home on time?

Response	6	8	10	12	Total
NO!	1.9	4.1	1.3	5.8	3.1
no	2.5	7.5	9.7	17.5	8.8
yes	17.5	32.7	31.2	35.8	28.7
YES!	78.1	55.8	57.8	40.8	59.4
N of Valid	160	147	154	120	581
N of Miss	46	19	20	13	98

Table 232: Do you know how to properly dispose of leftover prescription drugs?



Response	6	8	10	12	Total	
No	72.6	60.9	51.7	59.8	61.2	
Yes	27.4	39.1	48.3	40.2	38.8	
N of Valid	146	138	151	117	552	
N of Miss	60	28	23	16	127	

Table 233: Have any of your brothers or sisters ever: drunk beer, wine or hard liquor (for example, vodka, whiskey or gin)?




Response	6	8	10	12	Total	
No	74.5	61.5	55.8	39.5	59.1	
Yes	18.6	33.6	40.9	56.3	36.0	
I don't have any brothers or sisters	6.8	4.9	3.2	4.2	4.9	
N of Valid	161	143	154	119	577	
N of Miss	45	23	20	14	102	

Table 234: Have any of your brothers or sisters ever: smoked marijuana?




Response	6	8	10	12	Total	
No	91.9	81.9	78.1	61.9	79.6	
Yes	1.2	13.2	18.7	33.9	15.6	
I don't have any brothers or sisters	6.8	4.9	3.2	4.2	4.8	
N of Valid	161	144	155	118	578	
N of Miss	45	22	19	15	101	

Table 235: Have any of your brothers or sisters ever: smoked cigarettes?




Response	6	8	10	12	Total	
No	77.9	66.9	63.6	50.4	65.7	
Yes	15.3	28.2	33.1	45.4	29.4	
I don't have any brothers or sisters	6.7	4.9	3.2	4.2	4.8	
N of Valid	163	142	154	119	578	
N of Miss	43	24	20	14	101	

Table 236: Have any of your brothers or sisters ever: taken a handgun to school?




Response	6	8	10	12	Total	
No	92.6	93.8	95.5	95.0	94.1	
Yes	0.6	1.4	1.3	1.7	1.2	
I don't have any brothers or sisters	6.8	4.9	3.2	3.4	4.7	
N of Valid	162	144	155	119	580	
N of Miss	44	22	19	14	99	

Table 237: Have any of your brothers or sisters ever: been suspended or expelled from school?




Response	6	8	10	12	Total	
No	83.8	72.2	76.8	68.9	76.0	
Yes	9.4	22.9	20.0	26.9	19.2	
I don't have any brothers or sisters	6.9	4.9	3.2	4.2	4.8	
N of Valid	160	144	155	119	578	
N of Miss	46	22	19	14	101	

Table 238: Have any of your brothers or sisters ever: used e-cigarettes, e-cigars or e-hookahs?




Response	6	8	10	12	Total	
No	88.8	79.2	76.8	69.7	79.2	
Yes	4.4	16.0	20.0	26.1	15.9	
I don't have any brothers or sisters	6.9	4.9	3.2	4.2	4.8	
N of Valid	160	144	155	119	578	
N of Miss	46	22	19	14	101	

Table 239: Have any of your brothers or sisters ever: used prescription drugs not prescribed to him/her?




Response	6	8	10	12	Total	
No	89.9	86.7	87.1	78.8	86.1	
Yes	3.1	8.4	9.7	16.9	9.0	
I don't have any brothers or sisters	6.9	4.9	3.2	4.2	4.9	
N of Valid	159	143	155	118	575	
N of Miss	47	23	19	15	104	

Table 240: Have you changed homes in the past year (the last 12 months)?



Response	6	8	10	12	Total	
No	70.2	69.7	85.9	84.2	77.1	
Yes	29.8	30.3	14.1	15.8	22.9	
N of Valid	161	145	156	120	582	
N of Miss	45	21	18	13	97	

Table 241: How many times have you changed homes since kindergarten?






Response	6	8	10	12	Total	
Never	36.1	28.7	27.7	31.7	31.1	
1 or 2 times	35.5	33.6	38.1	33.3	35.3	
3 or 4 times	16.8	19.6	18.1	22.5	19.0	
5 or 6 times	5.2	9.1	8.4	7.5	7.5	
7 or more times	6.5	9.1	7.7	5.0	7.2	
N of Valid	155	143	155	120	573	
N of Miss	51	23	19	13	106	

Table 242: Have you changed schools (including changing from elementary to middle and middle to high school) in the past year?



Response	6	8	10	12	Total	
No	70.9	61.3	81.4	88.1	74.9	
Yes	29.1	38.7	18.6	11.9	25.1	
N of Valid	158	142	156	118	574	
N of Miss	48	24	18	15	105	

Table 243: How many times have you changed schools since kindergarten (including changing from elementary to middle and middle to high school)?






Response	6	8	10	12	Total	
Never	45.6	25.5	34.6	34.5	35.3	
1 or 2 times	31.6	41.4	32.1	34.5	34.8	
3 or 4 times	13.3	22.8	16.7	23.5	18.7	
5 or 6 times	8.2	6.9	9.0	5.9	7.6	
7 or more times	1.3	3.4	7.7	1.7	3.6	
N of Valid	158	145	156	119	578	
N of Miss	48	21	18	14	101	

Table 244: Has anyone in your family ever had severe alcohol or drug problems?



Response	6	8	10	12	Total	
No	74.1	55.6	55.8	47.9	59.1	
Yes	25.9	44.4	44.2	52.1	40.9	
N of Valid	158	142	156	119	575	
N of Miss	48	24	18	14	104	

Table 245: About how many adults (over 21) have you known personally who in the past year have: used marijuana, crack, cocaine, or other drugs?






Response	6	8	10	12	Total	
0	80.9	68.8	60.5	42.0	64.3	
1	12.1	17.0	15.3	15.1	14.8	
2	3.8	8.5	11.5	19.3	10.3	
3-4	1.9	2.8	5.1	15.1	5.7	
5	1.3	2.8	7.6	8.4	4.9	
N of Valid	157	141	157	119	574	
N of Miss	49	25	17	14	105	

Table 246: About how many adults (over 21) have you known personally who in the past year have: sold or dealt drugs?






Response	6	8	10	12	Total	
0	85.2	81.0	76.9	68.1	78.3	
1	9.7	12.7	11.5	11.8	11.4	
2	3.2	4.9	4.5	11.8	5.8	
3-4	1.9	0.0	3.2	5.0	2.4	
5	0.0	1.4	3.8	3.4	2.1	
N of Valid	155	142	156	119	572	
N of Miss	51	24	18	14	107	

Table 247: About how many adults (over 21) have you known personally who in the past year have: done other things that could get them in trouble with the police, like stealing, selling stolen goods, mugging or assaulting others, etc.?






Response	6	8	10	12	Total	
0	83.9	72.3	70.5	63.0	73.0	
1	7.7	17.0	16.7	11.8	13.3	
2	5.2	8.5	5.1	9.2	6.8	
3-4	1.9	0.0	2.6	6.7	2.6	
5	1.3	2.1	5.1	9.2	4.2	
N of Valid	155	141	156	119	571	
N of Miss	51	25	18	14	108	

Table 248: About how many adults (over 21) have you known personally who in the past year have: gotten drunk or high?






Response	6	8	10	12	Total	
0	63.6	50.0	42.3	26.3	46.7	
1	18.8	24.3	18.6	15.3	19.4	
2	9.1	11.4	12.8	16.1	12.1	
3-4	4.5	5.0	7.7	11.9	7.0	
5	3.9	9.3	18.6	30.5	14.8	
N of Valid	154	140	156	118	568	
N of Miss	52	26	18	15	111	

Table 249: Have you seen or heard information about underage drinking in the past 12 months from the following sources? Radio



Response	6	8	10	12	Total	
No	62.9	58.6	65.0	59.5	61.7	
Yes	37.1	41.4	35.0	40.5	38.3	
N of Valid	167	145	157	121	590	
N of Miss	39	21	17	12	89	

Table 250: Have you seen or heard information about underage drinking in the past 12 months from the following sources? TV.



Response	6	8	10	12	Total	
No	32.7	34.2	37.4	38.3	35.5	
Yes	67.3	65.8	62.6	61.7	64.5	
N of Valid	165	146	155	120	586	
N of Miss	41	20	19	13	93	

Table 251: Have you seen or heard information about underage drinking in the past 12 months from the following sources? Print. This includes information on underage drinking you may have seen in the newspaper, on a billboard, in pamphlets, on stickers, etc.



Response	6	8	10	12	Total	
No	52.8	50.0	50.0	53.7	51.5	
Yes	47.2	50.0	50.0	46.3	48.5	
N of Valid	161	146	156	121	584	
N of Miss	45	20	18	12	95	

Table 252: Have you seen or heard information about underage drinking in the past 12 months from the following sources? Website or social media? (Facebook, Myspace, website, etc.)



Response	6	8	10	12	Total	
No	54.0	40.4	38.2	49.2	45.4	
Yes	46.0	59.6	61.8	50.8	54.6	
N of Valid	163	146	157	120	586	
N of Miss	43	20	17	13	93	



Table 253: The next questions ask about your opinions of the information you saw or heard. If you have seen or heard more than one ad, please think about your favorite ad when answering these questions. The information about underage drinking that I saw or heard was convincing.






Response	6	8	10	12	Total	
NO!	21.4	15.2	14.6	16.5	17.0	
no	9.4	13.0	17.1	21.5	14.9	
yes	17.6	26.8	33.5	31.4	27.1	
YES!	27.7	23.2	16.5	11.6	20.1	
I have not seen or heard any ads about underage drinking in the past 12 months.	23.9	21.7	18.4	19.0	20.8	
N of Valid	159	138	158	121	576	
N of Miss	47	28	16	12	103	

Table 254: The next questions ask about your opinions of the information you saw or heard. If you have seen or heard more than one ad, please think about your favorite ad when answering these questions. The information about underage drinking that I saw or heard grabbed my attention.






Response	6	8	10	12	Total	
NO!	24.2	16.5	12.7	17.5	17.9	
no	11.2	16.5	23.6	23.3	18.4	
yes	18.0	27.3	26.1	30.8	25.1	
YES!	23.6	18.7	18.5	10.0	18.2	
I have not seen or heard any ads about underage drinking in the past 12 months.	23.0	20.9	19.1	18.3	20.5	
N of Valid	161	139	157	120	577	
N of Miss	45	27	17	13	102	

Table 255: The next questions ask about your opinions of the information you saw or heard. If you have seen or heard more than one ad, please think about your favorite ad when answering these questions. The information about underage drinking that I saw or heard said something important to me.






Response	6	8	10	12	Total	
NO!	23.8	13.0	13.4	18.3	17.2	
no	10.6	23.9	24.2	22.5	20.0	
yes	19.4	21.7	28.0	30.8	24.7	
YES!	23.8	21.0	15.9	9.2	17.9	
I have not seen or heard any ads about underage drinking in the past 12 months.	22.5	20.3	18.5	19.2	20.2	
N of Valid	160	138	157	120	575	
N of Miss	46	28	17	13	104	

Table 256: The next questions ask about your opinions of the information you saw or heard. If you have seen or heard more than one ad, please think about your favorite ad when answering these questions. Seeing or hearing this information about underage drinking made me want to stop or decrease my drinking.










Response	6	8	10	12	Total	
NO!	23.1	18.1	15.5	21.2	19.4	
no	7.5	15.0	19.4	25.4	16.5	
yes	9.5	14.2	20.6	22.0	16.5	
YES!	15.6	21.3	18.7	9.3	16.5	
I have not seen or heard any ads about underage drinking in the past 12 months.	44.2	31.5	25.8	22.0	31.3	
N of Valid	147	127	155	118	547	
N of Miss	59	39	19	15	132	

Table 257: How honest were you in filling out this survey?

Response	6	8	10	12	Total	
I was very honest	86.7	81.0	82.4	80.2	82.8	
I was honest pretty much of the time	12.0	15.0	15.1	13.2	13.8	
I was honest some of the time	1.2	4.1	1.3	5.0	2.7	
I was honest once in a while	0.0	0.0	1.3	1.7	0.7	
I was not honest at all	0.0	0.0	0.0	0.0	0.0	
N of Valid	166	147	159	121	593	
N of Miss	40	19	15	12	86	