



2016 APNA

Arkansas Prevention Needs Assessment Survey

Johnson County
Tables

**Arkansas Department of Human Services
Division of Behavioral Health Services
Prevention Services**

Conducted by International Survey Associates dba Pride Surveys

Contents

1	INTRODUCTION	11
2	PERCENTAGE TABLES	16

List of Tables

1	Sex	17
2	Age	17
3	Are you Hispanic or Latino?	17
4	What is your race? Black or African American	18
5	What is your race? Asian	18
6	What is your race? American Indian	18
7	What is your race? Alaska Native	18
8	What is your race? White	19
9	What is your race? Native Hawaiian or Other Pacific Islander	19
10	What is your race? Other	19
11	What is the highest level of schooling completed by your mother or father?	20
12	Think of where you live most of the time. Which of the following people live there with you? Mother	20
13	Think of where you live most of the time. Which of the following people live there with you? Stepmother	20
14	Think of where you live most of the time. Which of the following people live there with you? Foster Mother	21
15	Think of where you live most of the time. Which of the following people live there with you? Grandmother	21
16	Think of where you live most of the time. Which of the following people live there with you? Aunt	21
17	Think of where you live most of the time. Which of the following people live there with you? Father	21
18	Think of where you live most of the time. Which of the following people live there with you? Stepfather	22
19	Think of where you live most of the time. Which of the following people live there with you? Foster Father	22
20	Think of where you live most of the time. Which of the following people live there with you? Grandfather	22
21	Think of where you live most of the time. Which of the following people live there with you? Uncle	22
22	Think of where you live most of the time. Which of the following people live there with you? Other Adults	23
23	Think of where you live most of the time. Which of the following people live there with you? Brother(s)	23
24	Think of where you live most of the time. Which of the following people live there with you? Stepbrother(s)	23
25	Think of where you live most of the time. Which of the following people live there with you? Sister(s)	23
26	Think of where you live most of the time. Which of the following people live there with you? Stepsister(s)	24

27	Think of where you live most of the time. Which of the following people live there with you? Other Children	24
28	In my school, students have lots of chances to help decide things like class activities and rules.	24
29	Teachers ask me to work on special classroom projects.	24
30	My teacher(s) notices when I am doing a good job and lets me know about it.	25
31	There are lots of chances for students in my school to get involved in sports, clubs, and other school activities outside of class.	25
32	There are lots of chances for students in my school to talk with a teacher one-on-one.	25
33	I feel safe at my school.	26
34	The school lets my parents know when I have done something well.	26
35	My teachers praise me when I work hard in school.	26
36	Are your school grades better than the grades of most students in your class?	27
37	I have lots of chances to be part of class discussions or activities.	27
38	Now thinking back over the past year in school, how often did you: enjoy being in school?	27
39	Now thinking back over the past year in school, how often did you: hate being in school?	28
40	Now thinking back over the past year in school, how often did you: try to do your best work in school?	28
41	How often do you feel that the school work you are assigned is meaningful and important?	28
42	Putting them all together, what were your grades like last year?	29
43	How important do you think the things you are learning in school are going to be for your later life?	29
44	Do your parents care about your skipping or cutting school?	29
45	During the LAST FOUR WEEKS how many whole days of school have you missed because you skipped or 'cut'?	30
46	What are the chances you would be seen as cool if you: smoked cigarettes?	30
47	What are the chances you would be seen as cool if you: worked hard at school?	30
48	What are the chances you would be seen as cool if you: began drinking alcoholic beverages regularly, that is, at least once or twice a month?	31
49	What are the chances you would be seen as cool if you: defended someone who was being bullied?	31
50	What are the chances you would be seen as cool if you: smoked marijuana?	31
51	What are the chances you would be seen as cool if you: carried a handgun?	32

52	What are the chances you would be seen as cool if you: used e-cigarettes, e-cigars or e-hookahs?	32
53	What are the chances you would be seen as cool if you: bullied someone or cyber bullied someone?	32
54	Think of your four best friends (the friends you feel closest to). In the past year (12 months), how many of your best friends have: participated in clubs, organizations or activities at school?	33
55	Think of your four best friends (the friends you feel closest to). In the past year (12 months), how many of your best friends have: smoked cigarettes?	33
56	Think of your four best friends (the friends you feel closest to). In the past year (12 months), how many of your best friends have: tried beer, wine or hard liquor (for example, vodka, whiskey, or gin) when their parents didn't know about it?	33
57	Think of your four best friends (the friends you feel closest to). In the past year (12 months), how many of your best friends have: used e-cigarettes, e-cigars, or e-hookahs?	34
58	Think of your four best friends (the friends you feel closest to). In the past year (12 months), how many of your best friends have: used marijuana?	34
59	Think of your four best friends (the friends you feel closest to). In the past year (12 months), how many of your best friends have: used prescription drugs or non-prescription drugs for the purpose of getting high?	34
60	Think of your four best friends (the friends you feel closest to). In the past year (12 months), how many of your best friends have: used synthetic marijuana (K2, spice) or bath salts?	35
61	Think of your four best friends (the friends you feel closest to). In the past year (12 months), how many of your best friends have: used LSD, cocaine, amphetamines, or other illegal drugs?	35
62	Think of your four best friends (the friends you feel closest to). In the past year (12 months), how many of your best friends have: been bullied?	35
63	Think of your four best friends (the friends you feel closest to). In the past year (12 months), how many of your best friends have: been suspended from school?	36
64	Think of your four best friends (the friends you feel closest to). In the past year (12 months), how many of your best friends have: carried a handgun?	36
65	Think of your four best friends (the friends you feel closest to). In the past year (12 months), how many of your best friends have: sold illegal drugs?	36
66	Think of your four best friends (the friends you feel closest to). In the past year (12 months), how many of your best friends have: regularly attended religious services?	37

67	Think of your four best friends (the friends you feel closest to). In the past year (12 months), how many of your best friends have: stolen or tried to steal a motor vehicle such as a car or motorcycle?	37
68	Think of your four best friends (the friends you feel closest to). In the past year (12 months), how many of your best friends have: been arrested?	37
69	Think of your four best friends (the friends you feel closest to). In the past year (12 months), how many of your best friends have: dropped out of school?	38
70	Think of your four best friends (the friends you feel closest to). In the past year (12 months), how many of your best friends have: been members of a gang?	38
71	How old were you when you first: smoked marijuana?	38
72	How old were you when you first: smoked a cigarette, even just a puff?	39
73	How old were you when you first: had more than a sip or two of beer, wine or hard liquor (for example, vodka, whiskey, or gin)?	39
74	How old were you when you first: began drinking alcoholic beverages regularly, that is, at least once or twice a month?	40
75	How old were you when you first: used Daztrex?	40
76	How old were you when you first: got suspended from school?	41
77	How old were you when you first: got arrested?	41
78	How old were you when you first: carried a handgun?	42
79	How old were you when you first: used e-cigarettes, e-cigars, or e-hookahs?	42
80	How old were you when you first: belonged to a gang?	43
81	How old were you when you first: used prescription drugs not prescribed to you?	43
82	How wrong do you think it is for someone your age to: take a handgun to school?	44
83	How wrong do you think it is for someone your age to: steal anything?	44
84	How wrong do you think it is for someone your age to: pick a fight with someone?	44
85	How wrong do you think it is for someone your age to: attack someone with the idea of seriously hurting them?	45
86	How wrong do you think it is for someone your age to: stay away from school all day when their parents think they are at school?	45
87	How wrong do you think it is for someone your age to: drink beer, wine or hard liquor (for example, vodka, whiskey, or gin) regularly?	45
88	How wrong do you think it is for someone your age to: smoke cigarettes?	46
89	How wrong do you think it is for someone your age to: smoke marijuana?	46

90	How wrong do you think it is for someone your age to: use prescription drugs or non-prescription drugs for the purpose of getting high?	46
91	How wrong do you think it is for someone your age to: use synthetic marijuana (K2, spice) or bath salts?	47
92	How wrong do you think it is for someone your age to: use LSD, cocaine, amphetamines or another illegal drug?	47
93	How wrong do you think it is for someone your age to: use e-cigarettes, e-cigars or e-hookahs?	47
94	At school during the past 12 months, did you receive help from the resource teacher, speech therapist or other special education teacher?	48
95	How many times in the past year (12 months) have you: been suspended from school?	48
96	How many times in the past year (12 months) have you: carried a handgun?	48
97	How many times in the past year (12 months) have you: sold illegal drugs?	49
98	How many times in the past year (12 months) have you: stolen or tried to steal a motor vehicle such as a car or motorcycle?	49
99	How many times in the past year (12 months) have you: participated in clubs, organizations or activities at school?	50
100	How many times in the past year (12 months) have you: been arrested?	50
101	How many times in the past year (12 months) have you: attacked someone with the idea of seriously hurting them?	51
102	How many times in the past year (12 months) have you: been drunk or high at school?	51
103	How many times in the past year (12 months) have you: taken a handgun to school?	52
104	Are you currently on probation, or assigned a probation officer with Juvenile Court?	52
105	Have you ever belonged to a gang?	52
106	If you have ever belonged to a gang, did that gang have a name?	53
107	You are at a party at someone's house, and one of your friends offers you a drink containing alcohol. What would you say or do?	53
108	How often do you attend religious services or activities?	53
109	I think sometimes it's okay to cheat at school.	54
110	It is important to think before you act.	54
111	Sometimes I think that life is not worth it.	54
112	At times I think I am no good at all.	55
113	All in all, I am inclined to think that I am a failure.	55
114	In the past year, have you felt depressed or sad MOST days, even if you felt okay sometimes?	55
115	It is all right to beat up people if they start the fight.	56
116	I think it is okay to take something without asking if you can get away with it.	56

117	Where do you get the most information about living a drug and alcohol free life? Parents/guardians	56
118	Where do you get the most information about living a drug and alcohol free life? Friends	57
119	Where do you get the most information about living a drug and alcohol free life? Family members	57
120	Where do you get the most information about living a drug and alcohol free life? School	57
121	Where do you get the most information about living a drug and alcohol free life? Internet	58
122	Where do you get the most information about living a drug and alcohol free life? TV	58
123	Where do you get the most information about living a drug and alcohol free life? Social media	58
124	How much do you think people risk harming themselves (physically or in other ways) if they: smoked one or more packs of cigarettes per day?	59
125	How much do you think people risk harming themselves (physically or in other ways) if they: try marijuana once or twice?	59
126	How much do you think people risk harming themselves (physically or in other ways) if they: smoke marijuana once or twice a week?	59
127	How much do you think people risk harming themselves (physically or in other ways) if they: take one or two drinks of an alcoholic beverage (beer, wine, liquor) nearly every day?	60
128	How much do you think people risk harming themselves (physically or in other ways) if they: have five or more drinks of an alcoholic beverage once or twice a weekend?	60
129	How much do you think people risk harming themselves (physically or in other ways) if they: use prescription drugs that are not prescribed to them?	60
130	How much do you think people risk harming themselves (physically or in other ways) if they: use non-prescription drugs to get high?	61
131	How much do you think people risk harming themselves (physically or in other ways) if they: use e-cigarettes, e-cigars, or e-hookahs?	61
132	Have you ever used smokeless tobacco (chew, snuff, plug, dipping tobacco, or chewing tobacco)?	61
133	How often have you used smokeless tobacco during the past 30 days?	62
134	Have you ever smoked cigarettes?	62
135	How frequently have you smoked cigarettes during the past 30 days?	62
136	Which statement best describes rules about smoking inside your home or your family cars?	63
137	Have you ever used e-cigarettes, e-cigars, or e-hookahs?	63
138	How frequently have you used e-cigarettes, e-cigars, or e-hookahs?	64
139	During this school year, were you taught in any of your classes about the dangers of tobacco use?	64

140	During the past 12 months, have you participated in any community activities to discourage people your age from using cigarettes, chewing tobacco, snuff, dip or cigars, e-cigarettes, e-cigars, or e-hookahs?	64
141	Think back over the last two weeks. How many times have you had five or more alcoholic drinks in a row?	65
142	During the past 30 days, how many times did you ride in a car or other vehicle driven by someone who had been drinking alcohol or using drugs to get high?	65
143	During the past 30 days, how many times did you drive a car or other vehicle when you had been drinking alcohol or using drugs to get high?	65
144	If you drank alcohol (not just a sip or taste) in the past year, how did you usually get it?	66
145	If you drank alcohol (not just a sip or taste) in the past year, where did you usually drink it?	66
146	How do you feel about someone your age having one or two drinks of an alcoholic beverage nearly every day?	67
147	On how many occasions have you had alcoholic beverages (beer, wine or hard liquor) to drink in your lifetime - more than just a few sips?	67
148	On how many occasions have you drunk one or more drinks of an alcoholic beverage during the past 30 days?	67
149	On how many occasions have you used marijuana (grass, pot) or hashish (hash, hash oil) in your lifetime?	68
150	On how many occasions have you used marijuana (grass, pot) or hashish (hash, hash oil) during the past 30 days?	68
151	On how many occasions have you used LSD or other psychedelics in your lifetime?	68
152	On how many occasions have you used LSD or other psychedelics during the past 30 days?	69
153	On how many occasions have you used cocaine or crack in your lifetime?	69
154	On how many occasions have you used cocaine or crack during the past 30 days?	69
155	On how many occasions have you sniffed glue, breathed the contents of an aerosol spray can, or inhaled other gases or sprays, in order to get high in your lifetime?	70
156	On how many occasions have you sniffed glue, breathed the contents of an aerosol spray can, or inhaled other gases or sprays, in order to get high during the past 30 days?	70
157	On how many occasions have you used Daztrex in your lifetime?	71
158	On how many occasions have you used Daztrex during the past 30 days?	71
159	On how many occasions have you used synthetic marijuana (K2, spice) in your lifetime?	71

160	On how many occasions have you used synthetic marijuana (K2, spice) during the past 30 days?	72
161	On how many occasions have you used methamphetamines (meth, speed, crank, crystal meth) in your lifetime?	72
162	On how many occasions have you used methamphetamines (meth, speed, crank, crystal meth) in the past 30 days?	72
163	On how many occasions have you used other chemical products (bath salts, plant food, etc.) in your lifetime?	73
164	On how many occasions have you used other chemical products (bath salts, plant food, etc.) during the past 30 days?	73
165	On how many occasions have you used heroin or other opiates in your lifetime?	73
166	On how many occasions have you used heroin or other opiates during the past 30 days?	74
167	On how many occasions have you used MDMA ('X', 'E', or ecstasy) in your lifetime?	74
168	On how many occasions have you used MDMA ('X', 'E', or ecstasy) during the past 30 days?	74
169	On how many occasions have you taken prescription drugs (such as Valium, Xanax, Ritalin, Adderall, OxyContin, Darvocet, or sleeping pills) not prescribed to you in your lifetime?	75
170	On how many occasions have you taken prescription drugs (such as Valium, Xanax, Ritalin, Adderall, OxyContin, Darvocet, or sleeping pills) not prescribed to you during the past 30 days?	75
171	On how many occasions have you taken non-prescription medicines such as diet pills (for example, Dietac, Dexatrim or Prolamine), stay-awake pills (for example No-Doz, Vivarin, or Wake), or cough or cold medicines (robos, DXM, etc.) to get high in your lifetime?	76
172	On how many occasions have you taken non-prescription medicines such as diet pills (for example, Dietac, Dexatrim or Prolamine), stay-awake pills (for example No-Doz, Vivarin, or Wake), or cough or cold medicines (robos, DXM, etc.) to get high during the past 30 days?	76
173	On how many occasions have you been drunk or very high from drinking alcoholic beverages during the past 30 days?	77
174	On how many occasions have you drunk flavored alcoholic beverages, sometimes called 'alcopops' (like Mike's Hard Lemonade, Smirnoff Ice, Bacardi Breezers, etc.) in your lifetime?	77
175	On how many occasions have you drunk flavored alcoholic beverages, sometimes called 'alcopops' (like Mike's Hard Lemonade, Smirnoff Ice, Bacardi Breezers, etc.) during the past 30 days?	78
176	If you used prescription drugs or over the counter drugs without a doctor telling you to use it or for the purpose of getting high, where did you get these drugs? - Did not use	78

177	If you used prescription drugs or over the counter drugs without a doctor telling you to use it or for the purpose of getting high, where did you get these drugs? - Bought or took from store or shop	78
178	If you used prescription drugs or over the counter drugs without a doctor telling you to use it or for the purpose of getting high, where did you get these drugs? - Got from parents with permission	79
179	If you used prescription drugs or over the counter drugs without a doctor telling you to use it or for the purpose of getting high, where did you get these drugs? - Got from home without permission	79
180	If you used prescription drugs or over the counter drugs without a doctor telling you to use it or for the purpose of getting high, where did you get these drugs? - Got from relative with permission	79
181	If you used prescription drugs or over the counter drugs without a doctor telling you to use it or for the purpose of getting high, where did you get these drugs? - Got from relative without permission	79
182	If you used prescription drugs or over the counter drugs without a doctor telling you to use it or for the purpose of getting high, where did you get these drugs? - Got from friend's home with permission	80
183	If you used prescription drugs or over the counter drugs without a doctor telling you to use it or for the purpose of getting high, where did you get these drugs? - Got from friend's home without permission	80
184	If you used prescription drugs or over the counter drugs without a doctor telling you to use it or for the purpose of getting high, where did you get these drugs? - Got from friend at school	80
185	If you used prescription drugs or over the counter drugs without a doctor telling you to use it or for the purpose of getting high, where did you get these drugs? - Got from friend at party	80
186	If you used prescription drugs or over the counter drugs without a doctor telling you to use it or for the purpose of getting high, where did you get these drugs? - Got from friend, elsewhere	81
187	If you used prescription drugs or over the counter drugs without a doctor telling you to use it or for the purpose of getting high, where did you get these drugs? - Got from internet sale	81
188	During the last month, about how many marijuana cigarettes, or the equivalent, did you smoke a day, on the average?	81
189	How wrong do your friends feel it would be for YOU to: have one or two drinks of an alcoholic beverage nearly every day?	82
190	How wrong do your friends feel it would be for YOU to: smoke tobacco?	82
191	How wrong do your friends feel it would be for YOU to: smoke marijuana?	82
192	How wrong do your friends feel it would be for YOU to: use prescription drugs not prescribed to you?	83
193	How wrong would most adults (over 21) in your neighborhood think it is for kids your age: to use marijuana?	83

194	How wrong would most adults (over 21) in your neighborhood think it is for kids your age: to drink alcohol?	83
195	How wrong would most adults (over 21) in your neighborhood think it is for kids your age: to smoke cigarettes?	84
196	How much do each of the following statements describe your neighborhood? crime and/or drug selling	84
197	How much do each of the following statements describe your neighborhood? fights	84
198	How much do each of the following statements describe your neighborhood? lots of empty or abandoned buildings	85
199	How much do each of the following statements describe your neighborhood? lots of graffiti	85
200	I feel safe in my neighborhood.	85
201	If a kid smoked marijuana in your neighborhood would he or she be caught by the police?	86
202	If a kid drank some beer, wine or hard liquor (for example, vodka, whiskey, or gin) in your neighborhood would he or she be caught by the police?	86
203	If a kid carried a handgun in your neighborhood would he or she be caught by the police?	86
204	If you wanted to get some cigarettes, how easy would it be for you to get some?	87
205	If you wanted to get some beer, wine or hard liquor (for example, vodka, whiskey, or gin), how easy would it be for you to get some?	87
206	If you wanted to get a drug like cocaine, LSD, or amphetamines, how easy would it be for you to get some?	87
207	If you wanted to get a handgun, how easy would it be for you to get one?	88
208	If you wanted to get some marijuana, how easy would it be for you to get some?	88
209	If you wanted to get prescription drugs for the purpose of getting high, how easy would it be for you to get some?	88
210	If you wanted to get synthetic marijuana such as K2 or chemical products such as bath salts to get high, how easy would it be for you to get some?	89
211	If you wanted to get steroids to use or to enhance athletic performance, how easy would it be for you to get some?	89
212	If you wanted to get e-cigarettes, e-cigars, or e-hookahs, how easy would it be for you to get some?	89
213	During the past 12 months, have you participated in any alcohol prevention programs or seen any alcohol prevention messages in your school or community? Yes, a school-based program focused on preventing underage drinking and/or drinking and driving.	90

214	During the past 12 months, have you participated in any alcohol prevention programs or seen any alcohol prevention messages in your school or community? Yes, a community-based program focused on preventing underage drinking and/or drinking and driving (for example, through your church or temple or through youth groups like Boys and Girls Club or 4-H).	90
215	During the past 12 months, have you participated in any alcohol prevention programs or seen any alcohol prevention messages in your school or community? Yes, a media campaign addressing underage drinking and/or drinking and driving (for example, newspaper ads, posters, pamphlets, radio, TV).	90
216	During the past 12 months, have you participated in any alcohol prevention programs or seen any alcohol prevention messages in your school or community? No	90
217	How wrong do your parents feel it would be for YOU to: have one or two drinks of an alcoholic beverage nearly every day?	91
218	How wrong do your parents feel it would be for YOU to: smoke tobacco?	91
219	How wrong do your parents feel it would be for YOU to: smoke marijuana?	91
220	How wrong do your parents feel it would be for YOU to: use prescription drugs not prescribed to you?	92
221	How wrong do your parents feel it would be for YOU to: steal something worth more than \$5?	92
222	How wrong do your parents feel it would be for YOU to: draw graffiti, write things, or draw pictures on buildings or other property (without the owner's permission)?	92
223	How wrong do your parents feel it would be for YOU to: pick a fight with someone?	93
224	During the past 12 months, have you talked with at least one of your parents about the dangers of underage drinking and/or drinking and driving? By parents, we mean either your biological parents, adoptive parents, stepparents, or adult guardians - whether or not they live with you.	93
225	The rules in my family are clear.	93
226	People in my family have serious arguments about the same things, and often insult or yell at each other.	94
227	When I am not at home, one of my parents knows where I am and who I am with.	94
228	My family has clear rules about alcohol and drug use.	94
229	If you skipped school would you be caught by your parents?	95
230	My parents ask if I've gotten my homework done.	95
231	Would your parents know if you did not come home on time?	95
232	Do you know how to properly dispose of leftover prescription drugs?	96

233	Have any of your brothers or sisters ever: drunk beer, wine or hard liquor (for example, vodka, whiskey or gin)?	96
234	Have any of your brothers or sisters ever: smoked marijuana?	96
235	Have any of your brothers or sisters ever: smoked cigarettes?	96
236	Have any of your brothers or sisters ever: taken a handgun to school? .	97
237	Have any of your brothers or sisters ever: been suspended or expelled from school?	97
238	Have any of your brothers or sisters ever: used e-cigarettes, e-cigars or e-hookahs?	97
239	Have any of your brothers or sisters ever: used prescription drugs not prescribed to him/her?	97
240	Have you changed homes in the past year (the last 12 months)? . . .	98
241	How many times have you changed homes since kindergarten?	98
242	Have you changed schools (including changing from elementary to middle and middle to high school) in the past year?	98
243	How many times have you changed schools since kindergarten (including changing from elementary to middle and middle to high school)?	99
244	Has anyone in your family ever had severe alcohol or drug problems? .	99
245	About how many adults (over 21) have you known personally who in the past year have: used marijuana, crack, cocaine, or other drugs? .	99
246	About how many adults (over 21) have you known personally who in the past year have: sold or dealt drugs?	100
247	About how many adults (over 21) have you known personally who in the past year have: done other things that could get them in trouble with the police, like stealing, selling stolen goods, mugging or assaulting others, etc.?	100
248	About how many adults (over 21) have you known personally who in the past year have: gotten drunk or high?	100
249	Have you seen or heard information about underage drinking in the past 12 months from the following sources? Radio	101
250	Have you seen or heard information about underage drinking in the past 12 months from the following sources? TV.	101
251	Have you seen or heard information about underage drinking in the past 12 months from the following sources? Print. This includes information on underage drinking you may have seen in the newspaper, on a billboard, in pamphlets, on stickers, etc.	101
252	Have you seen or heard information about underage drinking in the past 12 months from the following sources? Website or social media? (Facebook, Myspace, website, etc.)	101
253	The next questions ask about your opinions of the information you saw or heard. If you have seen or heard more than one ad, please think about your favorite ad when answering these questions. The information about underage drinking that I saw or heard was convincing.	102

254	The next questions ask about your opinions of the information you saw or heard. If you have seen or heard more than one ad, please think about your favorite ad when answering these questions. The information about underage drinking that I saw or heard grabbed my attention.	102
255	The next questions ask about your opinions of the information you saw or heard. If you have seen or heard more than one ad, please think about your favorite ad when answering these questions. The information about underage drinking that I saw or heard said something important to me.	102
256	The next questions ask about your opinions of the information you saw or heard. If you have seen or heard more than one ad, please think about your favorite ad when answering these questions. Seeing or hearing this information about underage drinking made me want to stop or decrease my drinking.	103
257	How honest were you in filling out this survey?	103

List of Figures

1	Grade Chart	12
2	Gender Chart	13
3	Age Chart	14
4	Ethnic Origin Chart	15

1 INTRODUCTION

This report was generated from data collected on the *2016 Arkansas Prevention Needs Assessment Student Survey*. This report contains basic frequency tables of all data collected and graphs on the selected demographic variables of grade, gender, age and ethnic origin. The graph on ethnic origin is represented as a bar chart rather than as a pie chart. This is because students were allowed to mark more than one response for ethnic origin as opposed to being allowed to mark only one response. The bars represent the percent of students who marked each of the ethnic categories.

Questions regarding the information found in this report can be directed to:

International Survey Associates dba Pride Surveys

Mr. Jay Gleaton

2140 Newmarket Parkway

Suite 116

Marietta, GA 30067

Telephone: (800) 279-6361

Fax: (770) 726-9327

Website: <http://www.pridesurveys.com>

Grade Chart

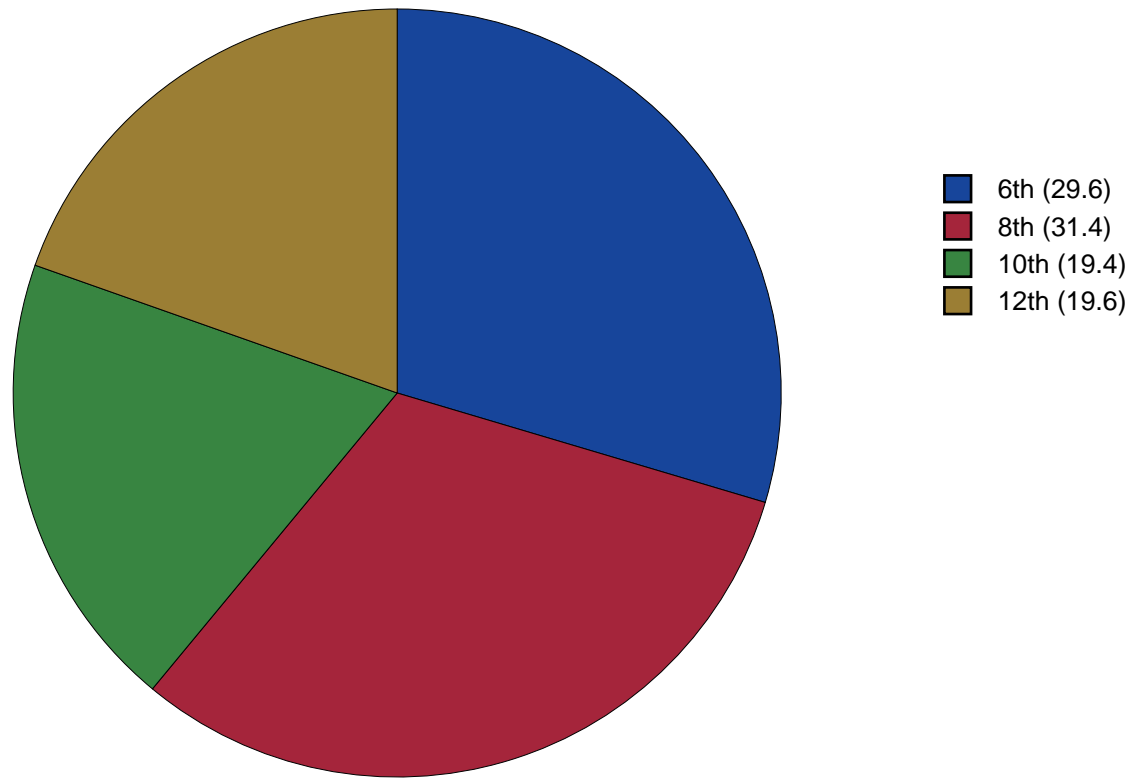


Figure 1: Grade Chart

Gender Chart

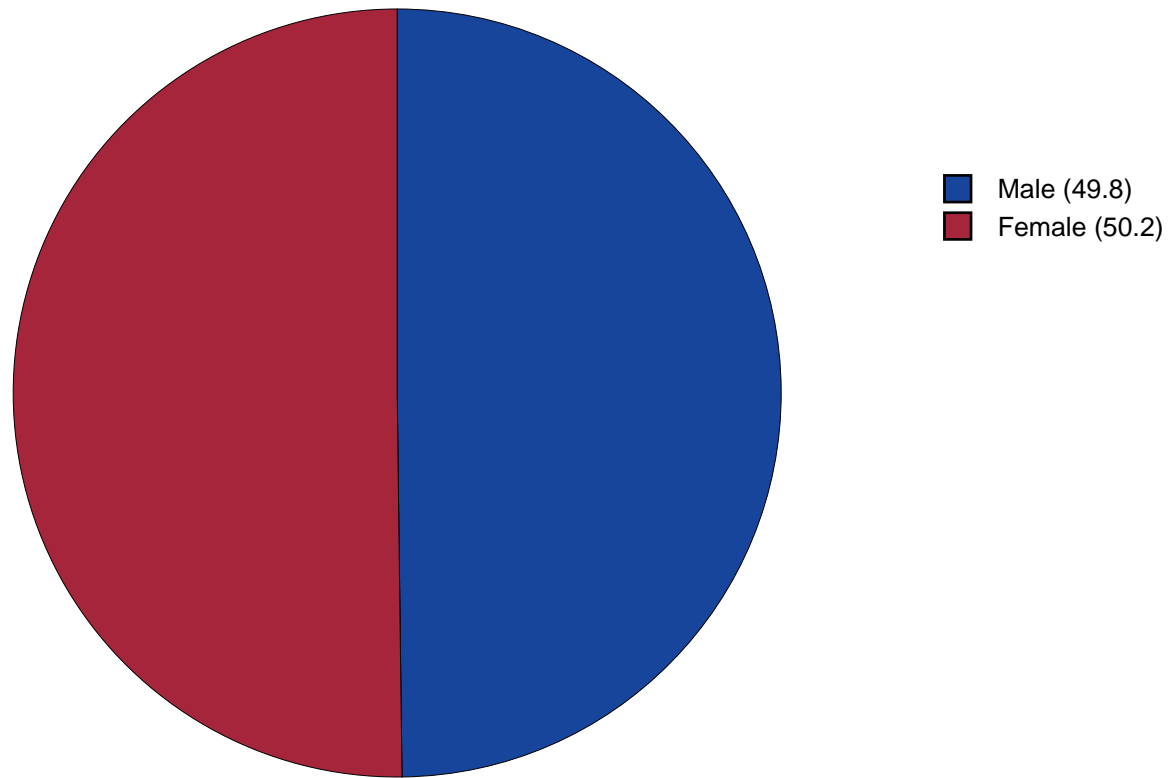


Figure 2: Gender Chart

Age Chart

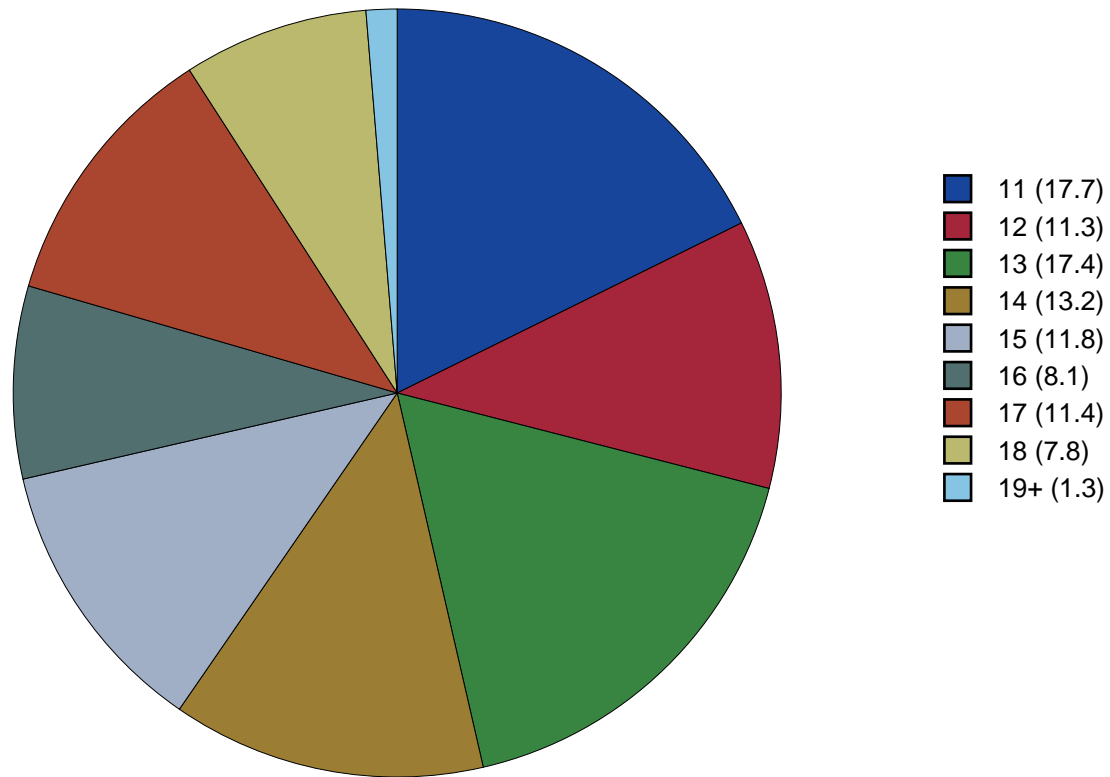


Figure 3: Age Chart

Ethnic Origin Chart

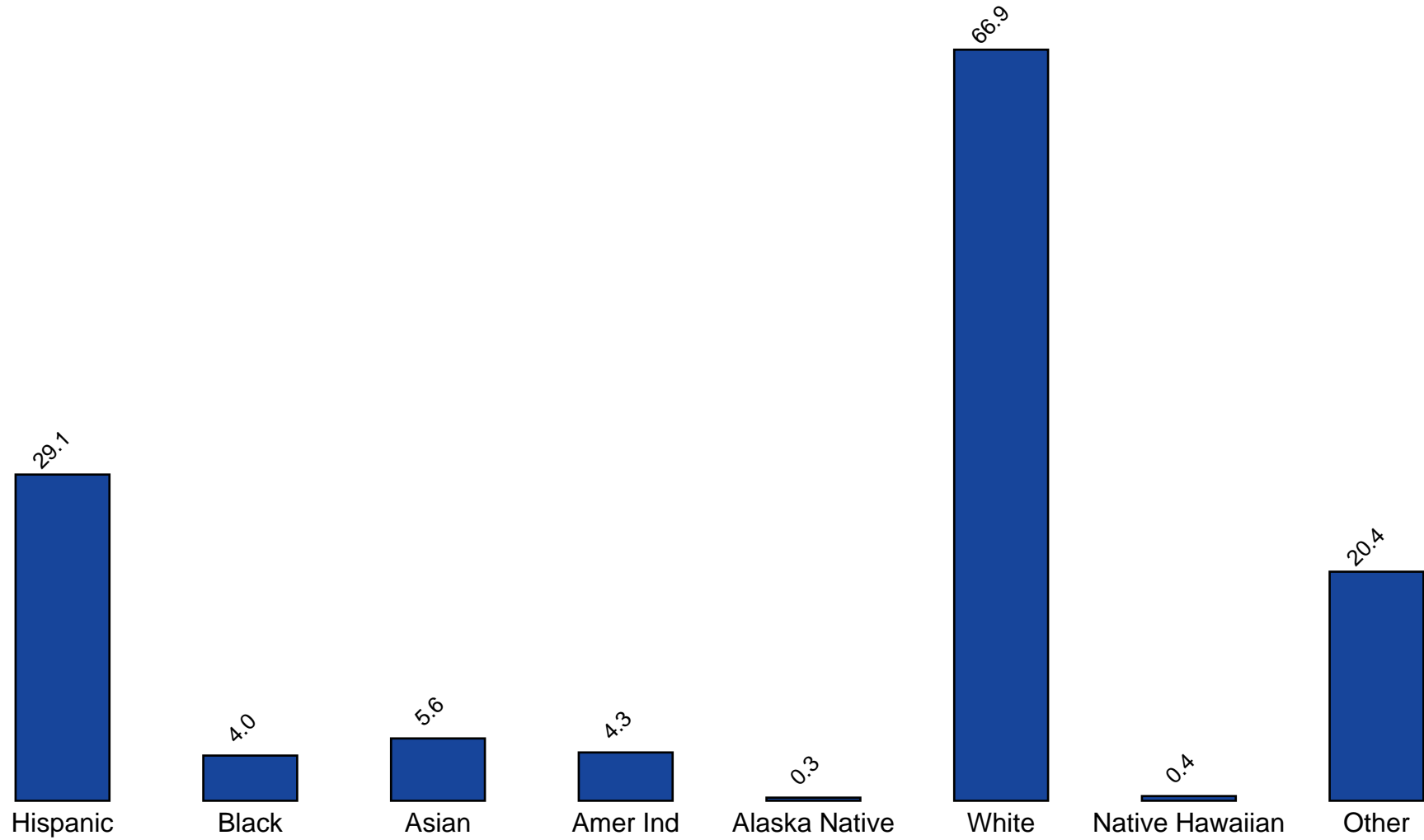


Figure 4: Ethnic Origin Chart

2 PERCENTAGE TABLES

The following tables contain frequency distribution detailing how your students responded to each question on the survey. The tables appear in the same order as the questions on the survey. The tables include breakdowns by grade level as well as overall percentages. The *N of Valid* row is a frequency count of the number of valid responses to each question for each grade and overall. The *N of Miss* row is a frequency count of the number of invalid (marked more than one response) or missing (i.e. did not respond) responses to each question for each grade and overall.

For the questions that allowed more than one response (i.e. race, live with, etc.) each response becomes a separate table. If a student did not mark the response, that was counted as a NO response, and if they did mark the response, that was counted as a YES response. Since a non response is a valid response for these questions, the *N of Miss* will always be zero for these questions.

Table 1: Sex



Response	6	8	10	12	Total	
Male	51.7	51.8	45.3	48.2	49.8	
Female	48.3	48.2	54.7	51.8	50.2	
N of Valid	211	224	139	141	715	
N of Miss	2	2	1	0	5	

Table 2: Age










Response	6	8	10	12	Total	
10 or younger	0.0	0.0	0.0	0.0	0.0	
11	59.9	0.0	0.0	0.0	17.7	
12	38.2	0.0	0.0	0.0	11.3	
13	1.9	53.5	0.0	0.0	17.4	
14	0.0	41.6	0.7	0.0	13.2	
15	0.0	4.9	53.2	0.0	11.8	
16	0.0	0.0	41.7	0.0	8.1	
17	0.0	0.0	4.3	53.9	11.4	
18	0.0	0.0	0.0	39.7	7.8	
19 or older	0.0	0.0	0.0	6.4	1.3	
N of Valid	212	226	139	141	718	
N of Miss	1	0	1	0	2	

Table 3: Are you Hispanic or Latino?



Response	6	8	10	12	Total	
No	75.8	62.8	76.4	71.3	70.9	
Yes	24.2	37.2	23.6	28.7	29.1	
N of Valid	190	215	140	136	681	
N of Miss	23	11	0	5	39	

Table 4: What is your race? Black or African American



Response	6	8	10	12	Total	
No	95.3	96.0	95.0	97.9	96.0	
Yes	4.7	4.0	5.0	2.1	4.0	
N of Valid	213	226	140	141	720	
N of Miss	0	0	0	0	0	

Table 5: What is your race? Asian



Response	6	8	10	12	Total	
No	98.6	92.9	94.3	90.8	94.4	
Yes	1.4	7.1	5.7	9.2	5.6	
N of Valid	213	226	140	141	720	
N of Miss	0	0	0	0	0	

Table 6: What is your race? American Indian



Response	6	8	10	12	Total	
No	90.6	96.9	98.6	98.6	95.7	
Yes	9.4	3.1	1.4	1.4	4.3	
N of Valid	213	226	140	141	720	
N of Miss	0	0	0	0	0	

Table 7: What is your race? Alaska Native



Response	6	8	10	12	Total	
No	99.5	100.0	100.0	99.3	99.7	
Yes	0.5	0.0	0.0	0.7	0.3	
N of Valid	213	226	140	141	720	
N of Miss	0	0	0	0	0	

Table 8: What is your race? White



Response	6	8	10	12	Total	
No	35.2	38.5	27.9	26.2	33.1	
Yes	64.8	61.5	72.1	73.8	66.9	
N of Valid	213	226	140	141	720	
N of Miss	0	0	0	0	0	

Table 9: What is your race? Native Hawaiian or Other Pacific Islander



Response	6	8	10	12	Total	
No	98.6	100.0	100.0	100.0	99.6	
Yes	1.4	0.0	0.0	0.0	0.4	
N of Valid	213	226	140	141	720	
N of Miss	0	0	0	0	0	

Table 10: What is your race? Other



Response	6	8	10	12	Total	
No	77.5	75.2	82.1	87.2	79.6	
Yes	22.5	24.8	17.9	12.8	20.4	
N of Valid	213	226	140	141	720	
N of Miss	0	0	0	0	0	

Table 11: What is the highest level of schooling completed by your mother or father?









Response	6	8	10	12	Total	
Completed grade school or less	3.5	5.1	2.9	8.6	4.9	
Some high school	4.5	9.3	16.1	12.9	10.0	
Completed high school	15.2	15.7	19.7	18.7	17.0	
Some college	9.1	6.9	17.5	15.1	11.3	
Completed college	23.7	15.3	21.2	20.9	20.0	
Graduate or professional school after college	5.6	11.1	5.8	7.2	7.7	
Don't know	35.4	32.9	15.3	12.9	26.1	
Does not apply	3.0	3.7	1.5	3.6	3.0	
N of Valid	198	216	137	139	690	
N of Miss	15	10	3	2	30	

Table 12: Think of where you live most of the time. Which of the following people live there with you? Mother



Response	6	8	10	12	Total	
No	16.4	11.9	20.7	17.0	16.0	
Yes	83.6	88.1	79.3	83.0	84.0	
N of Valid	213	226	140	141	720	
N of Miss	0	0	0	0	0	

Table 13: Think of where you live most of the time. Which of the following people live there with you? Stepmother



Response	6	8	10	12	Total	
No	93.0	97.3	94.3	94.3	94.9	
Yes	7.0	2.7	5.7	5.7	5.1	
N of Valid	213	226	140	141	720	
N of Miss	0	0	0	0	0	

Table 14: Think of where you live most of the time. Which of the following people live there with you? Foster Mother



Response	6	8	10	12	Total	
No	99.5	100.0	100.0	100.0	99.9	
Yes	0.5	0.0	0.0	0.0	0.1	
N of Valid	213	226	140	141	720	
N of Miss	0	0	0	0	0	

Table 15: Think of where you live most of the time. Which of the following people live there with you? Grandmother



Response	6	8	10	12	Total	
No	86.9	88.5	85.7	92.2	88.2	
Yes	13.1	11.5	14.3	7.8	11.8	
N of Valid	213	226	140	141	720	
N of Miss	0	0	0	0	0	

Table 16: Think of where you live most of the time. Which of the following people live there with you? Aunt



Response	6	8	10	12	Total	
No	94.4	98.2	98.6	98.6	97.2	
Yes	5.6	1.8	1.4	1.4	2.8	
N of Valid	213	226	140	141	720	
N of Miss	0	0	0	0	0	

Table 17: Think of where you live most of the time. Which of the following people live there with you? Father



Response	6	8	10	12	Total	
No	37.1	35.0	44.3	31.2	36.7	
Yes	62.9	65.0	55.7	68.8	63.3	
N of Valid	213	226	140	141	720	
N of Miss	0	0	0	0	0	

Table 18: Think of where you live most of the time. Which of the following people live there with you? Stepfather



Response	6	8	10	12	Total	
No	85.0	85.8	84.3	95.0	87.1	
Yes	15.0	14.2	15.7	5.0	12.9	
N of Valid	213	226	140	141	720	
N of Miss	0	0	0	0	0	

Table 19: Think of where you live most of the time. Which of the following people live there with you? Foster Father



Response	6	8	10	12	Total	
No	99.5	100.0	100.0	100.0	99.9	
Yes	0.5	0.0	0.0	0.0	0.1	
N of Valid	213	226	140	141	720	
N of Miss	0	0	0	0	0	

Table 20: Think of where you live most of the time. Which of the following people live there with you? Grandfather



Response	6	8	10	12	Total	
No	93.0	93.4	93.6	97.2	94.0	
Yes	7.0	6.6	6.4	2.8	6.0	
N of Valid	213	226	140	141	720	
N of Miss	0	0	0	0	0	

Table 21: Think of where you live most of the time. Which of the following people live there with you? Uncle



Response	6	8	10	12	Total	
No	96.7	97.3	96.4	97.2	96.9	
Yes	3.3	2.7	3.6	2.8	3.1	
N of Valid	213	226	140	141	720	
N of Miss	0	0	0	0	0	

Table 22: Think of where you live most of the time. Which of the following people live there with you? Other Adults

Response	6	8	10	12	Total	
No	96.2	98.2	97.9	99.3	97.8	
Yes	3.8	1.8	2.1	0.7	2.2	
N of Valid	213	226	140	141	720	
N of Miss	0	0	0	0	0	

Table 23: Think of where you live most of the time. Which of the following people live there with you? Brother(s)

Response	6	8	10	12	Total	
No	52.1	46.9	50.0	64.5	52.5	
Yes	47.9	53.1	50.0	35.5	47.5	
N of Valid	213	226	140	141	720	
N of Miss	0	0	0	0	0	

Table 24: Think of where you live most of the time. Which of the following people live there with you? Stepbrother(s)

Response	6	8	10	12	Total	
No	93.0	96.0	97.1	98.6	95.8	
Yes	7.0	4.0	2.9	1.4	4.2	
N of Valid	213	226	140	141	720	
N of Miss	0	0	0	0	0	

Table 25: Think of where you live most of the time. Which of the following people live there with you? Sister(s)

Response	6	8	10	12	Total	
No	55.4	47.3	55.7	68.8	55.6	
Yes	44.6	52.7	44.3	31.2	44.4	
N of Valid	213	226	140	141	720	
N of Miss	0	0	0	0	0	

Table 26: Think of where you live most of the time. Which of the following people live there with you? Stepsister(s)



Response	6	8	10	12	Total	
No	93.9	95.6	96.4	97.9	95.7	
Yes	6.1	4.4	3.6	2.1	4.3	
N of Valid	213	226	140	141	720	
N of Miss	0	0	0	0	0	

Table 27: Think of where you live most of the time. Which of the following people live there with you? Other Children



Response	6	8	10	12	Total	
No	93.4	97.8	93.6	97.2	95.6	
Yes	6.6	2.2	6.4	2.8	4.4	
N of Valid	213	226	140	141	720	
N of Miss	0	0	0	0	0	

Table 28: In my school, students have lots of chances to help decide things like class activities and rules.





Response	6	8	10	12	Total	
NO!	5.3	13.4	6.5	12.3	9.4	
no	33.3	39.2	33.3	35.5	35.6	
yes	52.7	43.8	52.9	40.6	47.6	
YES!	8.7	3.7	7.2	11.6	7.4	
N of Valid	207	217	138	138	700	
N of Miss	6	9	2	3	20	

Table 29: Teachers ask me to work on special classroom projects.





Response	6	8	10	12	Total	
NO!	7.8	8.6	8.1	6.5	7.9	
no	33.5	35.9	40.7	44.2	37.8	
yes	42.7	47.3	48.9	42.8	45.4	
YES!	16.0	8.2	2.2	6.5	9.0	
N of Valid	206	220	135	138	699	
N of Miss	7	6	5	3	21	

Table 30: My teacher(s) notices when I am doing a good job and lets me know about it.

Response	6	8	10	12	Total
NO!	4.8	6.8	9.4	5.1	6.4
no	16.8	27.5	36.2	26.1	25.8
yes	50.0	49.1	47.1	55.1	50.1
YES!	28.4	16.7	7.2	13.8	17.7
N of Valid	208	222	138	138	706
N of Miss	5	4	2	3	14

Table 31: There are lots of chances for students in my school to get involved in sports, clubs, and other school activities outside of class.

Response	6	8	10	12	Total
NO!	1.9	1.4	1.4	0.0	1.3
no	6.7	7.2	2.2	6.5	5.9
yes	42.8	38.3	50.4	52.2	44.7
YES!	48.6	53.2	46.0	41.3	48.1
N of Valid	208	222	139	138	707
N of Miss	5	4	1	3	13

Table 32: There are lots of chances for students in my school to talk with a teacher one-on-one.

Response	6	8	10	12	Total
NO!	2.9	4.6	5.8	4.3	4.3
no	11.3	15.2	23.9	16.7	16.1
yes	49.0	61.3	52.9	50.7	53.9
YES!	36.8	18.9	17.4	28.3	25.7
N of Valid	204	217	138	138	697
N of Miss	9	9	2	3	23

Table 33: I feel safe at my school.

Response	6	8	10	12	Total	
NO!	3.4	5.0	5.0	1.4	3.8	
no	3.4	9.0	7.2	5.8	6.4	
yes	40.6	43.2	62.6	60.9	49.7	
YES!	52.7	42.8	25.2	31.9	40.1	
N of Valid	207	222	139	138	706	
N of Miss	6	4	1	3	14	

Table 34: The school lets my parents know when I have done something well.

Response	6	8	10	12	Total	
NO!	9.9	12.6	21.9	16.8	14.5	
no	32.0	38.3	53.3	42.3	40.2	
yes	37.9	40.2	18.2	36.5	34.4	
YES!	20.2	8.9	6.6	4.4	10.9	
N of Valid	203	214	137	137	691	
N of Miss	10	12	3	4	29	

Table 35: My teachers praise me when I work hard in school.

Response	6	8	10	12	Total	
NO!	10.1	12.3	18.1	8.0	12.0	
no	33.3	42.9	50.0	42.3	41.5	
yes	46.0	39.3	29.0	41.6	39.6	
YES!	10.6	5.5	2.9	8.0	6.9	
N of Valid	198	219	138	137	692	
N of Miss	15	7	2	4	28	

Table 36: Are your school grades better than the grades of most students in your class?

Response	6	8	10	12	Total
NO!	8.8	12.3	10.1	7.2	9.9
no	34.3	35.9	39.9	21.7	33.4
yes	45.1	41.4	35.5	52.9	43.6
YES!	11.8	10.5	14.5	18.1	13.1
N of Valid	204	220	138	138	700
N of Miss	9	6	2	3	20

Table 37: I have lots of chances to be part of class discussions or activities.

Response	6	8	10	12	Total
NO!	3.0	2.3	2.9	1.5	2.4
no	13.9	14.0	13.8	26.3	16.4
yes	48.8	63.3	73.9	54.7	59.5
YES!	34.3	20.4	9.4	17.5	21.7
N of Valid	201	221	138	137	697
N of Miss	12	5	2	4	23

Table 38: Now thinking back over the past year in school, how often did you: enjoy being in school?

Response	6	8	10	12	Total
Never	5.3	6.3	6.5	6.6	6.1
Seldom	10.6	17.0	20.3	16.2	15.6
Sometimes	33.3	43.0	36.2	34.6	37.2
Often	28.5	22.9	29.0	30.9	27.3
Almost always	22.2	10.8	8.0	11.8	13.8
N of Valid	207	223	138	136	704
N of Miss	6	3	2	5	16

Table 39: Now thinking back over the past year in school, how often did you: hate being in school?

Response	6	8	10	12	Total	
Never	14.1	7.6	6.5	11.8	10.1	
Seldom	44.2	25.1	18.1	19.1	28.0	
Sometimes	22.6	35.0	41.3	41.2	33.9	
Often	10.1	18.4	20.3	18.4	16.4	
Almost always	9.0	13.9	13.8	9.6	11.6	
N of Valid	199	223	138	136	696	
N of Miss	14	3	2	5	24	

Table 40: Now thinking back over the past year in school, how often did you: try to do your best work in school?

Response	6	8	10	12	Total	
Never	1.0	0.9	0.0	1.5	0.9	
Seldom	2.0	1.8	1.5	0.7	1.6	
Sometimes	7.4	11.7	13.3	16.9	11.8	
Often	19.3	24.2	37.0	32.4	26.9	
Almost always	70.3	61.4	48.1	48.5	58.9	
N of Valid	202	223	135	136	696	
N of Miss	11	3	5	5	24	

Table 41: How often do you feel that the school work you are assigned is meaningful and important?

Response	6	8	10	12	Total	
Never	5.9	3.2	5.1	9.0	5.5	
Seldom	7.4	21.0	32.4	23.3	19.7	
Sometimes	25.0	31.1	36.0	33.8	30.8	
Often	32.4	32.0	16.9	21.8	27.2	
Almost always	29.4	12.8	9.6	12.0	16.9	
N of Valid	204	219	136	133	692	
N of Miss	9	7	4	8	28	

Table 42: Putting them all together, what were your grades like last year?






Response	6	8	10	12	Total	
Mostly F's	0.0	1.4	1.5	0.0	0.8	
Mostly D's	1.6	1.4	4.6	0.0	1.8	
Mostly C's	15.1	17.0	24.4	12.9	17.1	
Mostly B's	45.9	42.0	32.1	38.6	40.5	
Mostly A's	37.3	38.2	37.4	48.5	39.8	
N of Valid	185	212	131	132	660	
N of Miss	28	14	9	9	60	

Table 43: How important do you think the things you are learning in school are going to be for your later life?






Response	6	8	10	12	Total	
Very important	47.8	25.4	15.2	17.6	28.5	
Quite important	28.0	24.6	15.9	20.6	23.1	
Fairly important	15.9	31.2	36.2	27.9	27.1	
Slightly important	7.7	12.9	29.7	26.5	17.3	
Not at all important	0.5	5.8	2.9	7.4	4.0	
N of Valid	207	224	138	136	705	
N of Miss	6	2	2	5	15	

Table 44: Do your parents care about your skipping or cutting school?



Response	6	8	10	12	Total	
Yes	95.1	96.4	94.2	93.4	95.0	
No	4.9	3.6	5.8	6.6	5.0	
N of Valid	206	223	138	136	703	
N of Miss	7	3	2	5	17	

Table 45: During the LAST FOUR WEEKS how many whole days of school have you missed because you skipped or 'cut'?








Response	6	8	10	12	Total	
None	67.6	77.5	80.4	65.9	72.9	
1	14.5	11.7	3.6	14.8	11.5	
2	7.2	5.9	8.0	7.4	7.0	
3	6.3	2.7	1.4	5.9	4.1	
4-5	3.4	1.4	3.6	4.4	3.0	
6-10	0.5	0.5	1.4	1.5	0.9	
11 or more	0.5	0.5	1.4	0.0	0.6	
N of Valid	207	222	138	135	702	
N of Miss	6	4	2	6	18	

Table 46: What are the chances you would be seen as cool if you: smoked cigarettes?






Response	6	8	10	12	Total	
No or very little chance	90.6	84.8	68.4	70.1	80.4	
Little chance	6.4	7.8	18.4	17.2	11.3	
Some chance	2.0	3.2	9.6	6.7	4.8	
Pretty good chance	0.5	1.8	2.9	3.7	2.0	
Very good chance	0.5	2.3	0.7	2.2	1.4	
N of Valid	203	217	136	134	690	
N of Miss	10	9	4	7	30	

Table 47: What are the chances you would be seen as cool if you: worked hard at school?






Response	6	8	10	12	Total	
No or very little chance	6.3	12.3	5.1	9.7	8.6	
Little chance	7.3	14.5	21.2	16.4	14.1	
Some chance	16.1	25.0	24.8	32.1	23.7	
Pretty good chance	34.1	25.9	27.7	23.9	28.3	
Very good chance	36.1	22.3	21.2	17.9	25.3	
N of Valid	205	220	137	134	696	
N of Miss	8	6	3	7	24	

Table 48: What are the chances you would be seen as cool if you: began drinking alcoholic beverages regularly, that is, at least once or twice a month?






Response	6	8	10	12	Total	
No or very little chance	89.7	77.8	50.4	50.7	70.6	
Little chance	5.4	10.0	17.5	17.9	11.7	
Some chance	3.9	5.9	14.6	18.7	9.5	
Pretty good chance	0.5	5.0	10.9	9.0	5.6	
Very good chance	0.5	1.4	6.6	3.7	2.6	
N of Valid	203	221	137	134	695	
N of Miss	10	5	3	7	25	

Table 49: What are the chances you would be seen as cool if you: defended someone who was being bullied?






Response	6	8	10	12	Total	
No or very little chance	7.4	13.6	11.0	17.9	12.1	
Little chance	7.4	12.2	11.0	7.5	9.6	
Some chance	18.6	19.9	30.9	33.6	24.3	
Pretty good chance	20.6	29.4	20.6	21.6	23.6	
Very good chance	46.1	24.9	26.5	19.4	30.4	
N of Valid	204	221	136	134	695	
N of Miss	9	5	4	7	25	

Table 50: What are the chances you would be seen as cool if you: smoked marijuana?






Response	6	8	10	12	Total	
No or very little chance	93.1	76.5	48.6	50.0	70.7	
Little chance	4.9	8.1	12.3	15.7	9.5	
Some chance	0.0	6.3	11.6	14.2	7.0	
Pretty good chance	0.0	3.6	13.0	12.7	6.2	
Very good chance	2.0	5.4	14.5	7.5	6.6	
N of Valid	203	221	138	134	696	
N of Miss	10	5	2	7	24	

Table 51: What are the chances you would be seen as cool if you: carried a handgun?






Response	6	8	10	12	Total	
No or very little chance	81.5	82.3	75.2	76.1	79.5	
Little chance	10.0	9.1	10.2	13.4	10.4	
Some chance	3.5	2.3	5.8	7.5	4.3	
Pretty good chance	2.0	3.2	2.9	2.2	2.6	
Very good chance	3.0	3.2	5.8	0.7	3.2	
N of Valid	200	220	137	134	691	
N of Miss	13	6	3	7	29	

Table 52: What are the chances you would be seen as cool if you: used e-cigarettes, e-cigars or e-hookahs?






Response	6	8	10	12	Total	
No or very little chance	94.1	81.3	63.2	66.2	78.6	
Little chance	3.4	9.6	13.2	14.3	9.4	
Some chance	0.5	2.7	11.0	12.8	5.6	
Pretty good chance	0.0	3.7	5.9	3.8	3.0	
Very good chance	2.0	2.7	6.6	3.0	3.3	
N of Valid	203	219	136	133	691	
N of Miss	10	7	4	8	29	

Table 53: What are the chances you would be seen as cool if you: bullied someone or cyber bullied someone?






Response	6	8	10	12	Total	
No or very little chance	87.7	78.7	85.4	76.9	82.3	
Little chance	7.4	10.9	7.3	16.4	10.2	
Some chance	3.4	5.4	3.6	4.5	4.3	
Pretty good chance	0.5	3.2	2.2	1.5	1.9	
Very good chance	1.0	1.8	1.5	0.7	1.3	
N of Valid	204	221	137	134	696	
N of Miss	9	5	3	7	24	

Table 54: Think of your four best friends (the friends you feel closest to). In the past year (12 months), how many of your best friends have: participated in clubs, organizations or activities at school?






Response	6	8	10	12	Total	
0	10.6	13.3	13.2	12.6	12.4	
1	21.2	11.0	8.1	11.1	13.4	
2	21.7	15.6	19.1	17.8	18.5	
3	13.6	17.9	19.1	15.6	16.4	
4	32.8	42.2	40.4	43.0	39.3	
N of Valid	198	218	136	135	687	
N of Miss	15	8	4	6	33	

Table 55: Think of your four best friends (the friends you feel closest to). In the past year (12 months), how many of your best friends have: smoked cigarettes?






Response	6	8	10	12	Total	
0	97.4	89.4	78.2	70.1	85.8	
1	2.6	7.3	10.5	12.7	7.6	
2	0.0	1.8	3.0	7.5	2.6	
3	0.0	0.0	3.8	4.5	1.6	
4	0.0	1.4	4.5	5.2	2.3	
N of Valid	196	218	133	134	681	
N of Miss	17	8	7	7	39	

Table 56: Think of your four best friends (the friends you feel closest to). In the past year (12 months), how many of your best friends have: tried beer, wine or hard liquor (for example, vodka, whiskey, or gin) when their parents didn't know about it?






Response	6	8	10	12	Total	
0	92.5	77.7	45.6	41.5	68.6	
1	5.0	10.0	18.4	15.6	11.3	
2	1.0	5.9	13.2	9.6	6.6	
3	1.5	2.7	5.9	11.1	4.6	
4	0.0	3.6	16.9	22.2	8.8	
N of Valid	201	220	136	135	692	
N of Miss	12	6	4	6	28	

Table 57: Think of your four best friends (the friends you feel closest to). In the past year (12 months), how many of your best friends have: used e-cigarettes, e-cigars, or e-hookahs?






Response	6	8	10	12	Total	
0	98.0	90.9	74.8	70.9	85.9	
1	1.5	5.5	12.6	15.7	7.7	
2	0.0	2.3	3.7	4.5	2.3	
3	0.0	0.5	3.0	3.7	1.5	
4	0.5	0.9	5.9	5.2	2.6	
N of Valid	197	220	135	134	686	
N of Miss	16	6	5	7	34	

Table 58: Think of your four best friends (the friends you feel closest to). In the past year (12 months), how many of your best friends have: used marijuana?






Response	6	8	10	12	Total	
0	97.5	84.9	60.3	59.3	78.6	
1	1.5	11.9	13.2	17.0	10.2	
2	0.5	0.5	11.0	8.1	4.1	
3	0.0	0.5	7.4	5.2	2.6	
4	0.5	2.3	8.1	10.4	4.5	
N of Valid	198	219	136	135	688	
N of Miss	15	7	4	6	32	

Table 59: Think of your four best friends (the friends you feel closest to). In the past year (12 months), how many of your best friends have: used prescription drugs or non-prescription drugs for the purpose of getting high?






Response	6	8	10	12	Total	
0	98.5	92.2	80.7	83.6	90.1	
1	1.0	4.6	15.6	6.0	6.0	
2	0.5	2.3	1.5	6.0	2.3	
3	0.0	0.5	1.5	3.0	1.0	
4	0.0	0.5	0.7	1.5	0.6	
N of Valid	199	219	135	134	687	
N of Miss	14	7	5	7	33	

Table 60: Think of your four best friends (the friends you feel closest to). In the past year (12 months), how many of your best friends have: used synthetic marijuana (K2, spice) or bath salts?

Response	6	8	10	12	Total	
0	100.0	96.3	97.8	92.6	96.9	
1	0.0	2.3	2.2	2.2	1.6	
2	0.0	0.9	0.0	4.4	1.2	
3	0.0	0.0	0.0	0.0	0.0	
4	0.0	0.5	0.0	0.7	0.3	
N of Valid	196	216	135	135	682	
N of Miss	17	10	5	6	38	

Table 61: Think of your four best friends (the friends you feel closest to). In the past year (12 months), how many of your best friends have: used LSD, cocaine, amphetamines, or other illegal drugs?

Response	6	8	10	12	Total	
0	99.0	96.3	90.3	85.7	93.9	
1	0.5	2.3	6.0	9.0	3.8	
2	0.0	0.5	2.2	3.8	1.3	
3	0.0	0.0	1.5	0.0	0.3	
4	0.5	0.9	0.0	1.5	0.7	
N of Valid	199	217	134	133	683	
N of Miss	14	9	6	8	37	

Table 62: Think of your four best friends (the friends you feel closest to). In the past year (12 months), how many of your best friends have: been bullied?

Response	6	8	10	12	Total	
0	36.2	50.5	63.0	74.1	53.5	
1	33.7	21.8	16.3	10.4	21.8	
2	17.3	15.3	11.1	8.1	13.6	
3	5.1	4.6	3.7	3.7	4.4	
4	7.7	7.9	5.9	3.7	6.6	
N of Valid	196	216	135	135	682	
N of Miss	17	10	5	6	38	

Table 63: Think of your four best friends (the friends you feel closest to). In the past year (12 months), how many of your best friends have: been suspended from school?






Response	6	8	10	12	Total	
0	88.4	63.5	83.1	85.8	78.9	
1	9.6	22.8	8.1	10.4	13.7	
2	0.5	9.1	3.7	3.0	4.4	
3	1.5	2.7	0.7	0.0	1.5	
4	0.0	1.8	4.4	0.7	1.6	
N of Valid	198	219	136	134	687	
N of Miss	15	7	4	7	33	

Table 64: Think of your four best friends (the friends you feel closest to). In the past year (12 months), how many of your best friends have: carried a handgun?






Response	6	8	10	12	Total	
0	95.5	94.1	93.4	95.5	94.6	
1	2.5	3.2	3.7	2.2	2.9	
2	0.5	0.9	2.2	1.5	1.2	
3	0.5	0.9	0.7	0.7	0.7	
4	1.0	0.9	0.0	0.0	0.6	
N of Valid	200	219	136	134	689	
N of Miss	13	7	4	7	31	

Table 65: Think of your four best friends (the friends you feel closest to). In the past year (12 months), how many of your best friends have: sold illegal drugs?






Response	6	8	10	12	Total	
0	100.0	94.5	89.7	88.1	93.9	
1	0.0	3.7	7.4	7.5	4.1	
2	0.0	1.4	0.7	2.2	1.0	
3	0.0	0.0	0.0	2.2	0.4	
4	0.0	0.5	2.2	0.0	0.6	
N of Valid	199	218	136	134	687	
N of Miss	14	8	4	7	33	

Table 66: Think of your four best friends (the friends you feel closest to). In the past year (12 months), how many of your best friends have: regularly attended religious services?






Response	6	8	10	12	Total	
0	29.4	22.9	23.9	37.3	27.8	
1	17.5	16.4	17.2	17.9	17.2	
2	13.4	18.7	18.7	20.9	17.6	
3	17.0	15.9	13.4	11.9	14.9	
4	22.7	26.2	26.9	11.9	22.5	
N of Valid	194	214	134	134	676	
N of Miss	19	12	6	7	44	

Table 67: Think of your four best friends (the friends you feel closest to). In the past year (12 months), how many of your best friends have: stolen or tried to steal a motor vehicle such as a car or motorcycle?






Response	6	8	10	12	Total	
0	99.0	96.8	96.3	95.6	97.1	
1	1.0	1.4	2.9	2.2	1.7	
2	0.0	0.9	0.0	2.2	0.7	
3	0.0	0.5	0.0	0.0	0.1	
4	0.0	0.5	0.7	0.0	0.3	
N of Valid	197	218	136	135	686	
N of Miss	16	8	4	6	34	

Table 68: Think of your four best friends (the friends you feel closest to). In the past year (12 months), how many of your best friends have: been arrested?






Response	6	8	10	12	Total	
0	97.0	93.1	87.5	87.3	92.0	
1	2.5	4.1	6.6	9.0	5.1	
2	0.5	1.4	3.7	3.7	2.0	
3	0.0	0.5	0.7	0.0	0.3	
4	0.0	0.9	1.5	0.0	0.6	
N of Valid	200	218	136	134	688	
N of Miss	13	8	4	7	32	

Table 69: Think of your four best friends (the friends you feel closest to). In the past year (12 months), how many of your best friends have: dropped out of school?






Response	6	8	10	12	Total	
0	96.0	95.9	88.9	86.7	92.7	
1	3.0	2.3	10.4	11.1	5.8	
2	0.5	1.4	0.7	2.2	1.2	
3	0.5	0.0	0.0	0.0	0.1	
4	0.0	0.5	0.0	0.0	0.1	
N of Valid	199	219	135	135	688	
N of Miss	14	7	5	6	32	

Table 70: Think of your four best friends (the friends you feel closest to). In the past year (12 months), how many of your best friends have: been members of a gang?






Response	6	8	10	12	Total	
0	94.9	95.0	93.3	98.5	95.3	
1	1.0	1.4	3.0	1.5	1.6	
2	2.5	0.5	1.5	0.0	1.2	
3	0.0	0.0	0.7	0.0	0.1	
4	1.5	3.2	1.5	0.0	1.8	
N of Valid	197	218	134	134	683	
N of Miss	16	8	6	7	37	

Table 71: How old were you when you first: smoked marijuana?










Response	6	8	10	12	Total	
Never	99.5	95.4	70.8	76.7	88.2	
10 or younger	0.5	0.9	2.9	0.0	1.0	
11	0.0	0.9	1.5	0.0	0.6	
12	0.0	0.5	2.2	2.3	1.0	
13	0.0	0.9	4.4	2.3	1.6	
14	0.0	0.9	7.3	5.3	2.7	
15	0.0	0.0	5.8	3.8	1.9	
16	0.0	0.0	3.6	6.8	2.0	
17 or older	0.0	0.5	1.5	3.0	1.0	
N of Valid	204	219	137	133	693	
N of Miss	9	7	3	8	27	

Table 72: How old were you when you first: smoked a cigarette, even just a puff?










Response	6	8	10	12	Total	
Never	96.1	90.4	72.5	72.9	85.2	
10 or younger	3.4	6.0	5.1	6.0	5.0	
11	0.0	1.8	4.3	0.8	1.6	
12	0.5	0.9	0.7	3.0	1.1	
13	0.0	0.5	4.3	4.5	1.9	
14	0.0	0.5	5.1	1.5	1.4	
15	0.0	0.0	4.3	2.3	1.3	
16	0.0	0.0	2.9	6.8	1.9	
17 or older	0.0	0.0	0.7	2.3	0.6	
N of Valid	207	218	138	133	696	
N of Miss	6	8	2	8	24	

Table 73: How old were you when you first: had more than a sip or two of beer, wine or hard liquor (for example, vodka, whiskey, or gin)?










Response	6	8	10	12	Total	
Never	87.7	72.7	48.2	49.6	67.8	
10 or younger	8.3	7.9	11.7	5.3	8.3	
11	3.4	3.2	1.5	0.8	2.5	
12	0.5	6.0	2.9	2.3	3.0	
13	0.0	7.9	8.8	7.5	5.7	
14	0.0	2.3	13.9	7.5	4.9	
15	0.0	0.0	9.5	4.5	2.8	
16	0.0	0.0	3.6	12.8	3.2	
17 or older	0.0	0.0	0.0	9.8	1.9	
N of Valid	204	216	137	133	690	
N of Miss	9	10	3	8	30	

Table 74: How old were you when you first: began drinking alcoholic beverages regularly, that is, at least once or twice a month?










Response	6	8	10	12	Total	
Never	99.5	97.2	84.4	82.6	92.6	
10 or younger	0.5	0.9	0.0	2.3	0.9	
11	0.0	0.5	0.7	0.0	0.3	
12	0.0	0.5	0.0	0.0	0.1	
13	0.0	0.5	0.7	0.8	0.4	
14	0.0	0.5	5.9	3.8	2.0	
15	0.0	0.0	5.9	3.0	1.7	
16	0.0	0.0	1.5	2.3	0.7	
17 or older	0.0	0.0	0.7	5.3	1.2	
N of Valid	206	217	135	132	690	
N of Miss	7	9	5	9	30	

Table 75: How old were you when you first: used Daztrex?


Response	6	8	10	12	Total	
Never	100.0	100.0	100.0	100.0	100.0	
10 or younger	0.0	0.0	0.0	0.0	0.0	
11	0.0	0.0	0.0	0.0	0.0	
12	0.0	0.0	0.0	0.0	0.0	
13	0.0	0.0	0.0	0.0	0.0	
14	0.0	0.0	0.0	0.0	0.0	
15	0.0	0.0	0.0	0.0	0.0	
16	0.0	0.0	0.0	0.0	0.0	
17 or older	0.0	0.0	0.0	0.0	0.0	
N of Valid	195	216	136	131	678	
N of Miss	18	10	4	10	42	

Table 76: How old were you when you first: got suspended from school?


Response	6	8	10	12	Total	
Never	95.6	91.7	90.5	93.2	92.9	
10 or younger	2.9	3.2	2.2	1.5	2.6	
11	1.5	0.9	0.0	0.8	0.9	
12	0.0	2.3	1.5	0.0	1.0	
13	0.0	1.4	1.5	0.8	0.9	
14	0.0	0.0	2.2	2.3	0.9	
15	0.0	0.0	2.2	0.0	0.4	
16	0.0	0.0	0.0	0.8	0.1	
17 or older	0.0	0.5	0.0	0.8	0.3	
N of Valid	205	217	137	133	692	
N of Miss	8	9	3	8	28	

Table 77: How old were you when you first: got arrested?


Response	6	8	10	12	Total	
Never	99.5	98.6	96.4	98.5	98.4	
10 or younger	0.0	0.0	0.7	0.0	0.1	
11	0.5	0.0	0.0	0.0	0.1	
12	0.0	0.9	0.0	0.0	0.3	
13	0.0	0.0	0.0	0.0	0.0	
14	0.0	0.5	1.4	0.0	0.4	
15	0.0	0.0	0.7	0.8	0.3	
16	0.0	0.0	0.7	0.0	0.1	
17 or older	0.0	0.0	0.0	0.8	0.1	
N of Valid	207	218	138	133	696	
N of Miss	6	8	2	8	24	

Table 78: How old were you when you first: carried a handgun?










Response	6	8	10	12	Total	
Never	95.6	96.3	94.2	96.2	95.7	
10 or younger	2.4	0.9	2.9	0.0	1.6	
11	1.5	1.4	0.0	0.0	0.9	
12	0.5	0.9	0.7	0.8	0.7	
13	0.0	0.0	0.7	0.0	0.1	
14	0.0	0.5	0.7	0.0	0.3	
15	0.0	0.0	0.7	0.8	0.3	
16	0.0	0.0	0.0	1.5	0.3	
17 or older	0.0	0.0	0.0	0.8	0.1	
N of Valid	205	216	138	132	691	
N of Miss	8	10	2	9	29	

Table 79: How old were you when you first: used e-cigarettes, e-cigars, or e-hookahs?










Response	6	8	10	12	Total	
Never	99.0	93.1	81.8	88.7	91.8	
10 or younger	0.5	0.5	2.2	0.8	0.9	
11	0.5	1.4	0.7	0.0	0.7	
12	0.0	1.4	1.5	0.0	0.7	
13	0.0	3.2	2.9	0.8	1.7	
14	0.0	0.5	5.8	0.0	1.3	
15	0.0	0.0	3.6	1.5	1.0	
16	0.0	0.0	1.5	3.8	1.0	
17 or older	0.0	0.0	0.0	4.5	0.9	
N of Valid	206	217	137	133	693	
N of Miss	7	9	3	8	27	

Table 80: How old were you when you first: belonged to a gang?








Response	6	8	10	12	Total	
Never	96.1	96.8	97.8	100.0	97.4	
10 or younger	2.0	0.9	0.7	0.0	1.0	
11	1.5	0.0	0.0	0.0	0.4	
12	0.5	1.4	0.0	0.0	0.6	
13	0.0	0.5	0.0	0.0	0.1	
14	0.0	0.5	0.7	0.0	0.3	
15	0.0	0.0	0.7	0.0	0.1	
16	0.0	0.0	0.0	0.0	0.0	
17 or older	0.0	0.0	0.0	0.0	0.0	
N of Valid	205	218	134	133	690	
N of Miss	8	8	6	8	30	

Table 81: How old were you when you first: used prescription drugs not prescribed to you?









Response	6	8	10	12	Total	
Never	99.0	97.7	92.0	91.7	95.8	
10 or younger	1.0	0.5	1.5	1.5	1.0	
11	0.0	0.0	0.0	0.0	0.0	
12	0.0	0.5	1.5	0.0	0.4	
13	0.0	0.9	2.9	1.5	1.2	
14	0.0	0.5	0.7	1.5	0.6	
15	0.0	0.0	1.5	2.3	0.7	
16	0.0	0.0	0.0	0.8	0.1	
17 or older	0.0	0.0	0.0	0.8	0.1	
N of Valid	206	216	137	133	692	
N of Miss	7	10	3	8	28	

Table 82: How wrong do you think it is for someone your age to: take a handgun to school?





Response	6	8	10	12	Total	
Very wrong	88.8	88.6	89.8	88.1	88.8	
Wrong	9.8	9.1	7.3	9.7	9.1	
A little bit wrong	1.5	2.3	1.5	1.5	1.7	
Not at all wrong	0.0	0.0	1.5	0.7	0.4	
N of Valid	205	220	137	134	696	
N of Miss	8	6	3	7	24	

Table 83: How wrong do you think it is for someone your age to: steal anything?





Response	6	8	10	12	Total	
Very wrong	71.4	69.4	62.8	77.4	70.2	
Wrong	25.6	26.0	27.7	13.5	23.8	
A little bit wrong	2.5	4.1	7.3	9.0	5.2	
Not at all wrong	0.5	0.5	2.2	0.0	0.7	
N of Valid	203	219	137	133	692	
N of Miss	10	7	3	8	28	

Table 84: How wrong do you think it is for someone your age to: pick a fight with someone?





Response	6	8	10	12	Total	
Very wrong	53.7	43.3	37.7	58.3	48.1	
Wrong	30.5	34.1	43.5	25.8	33.3	
A little bit wrong	13.3	18.0	15.2	13.6	15.2	
Not at all wrong	2.5	4.6	3.6	2.3	3.3	
N of Valid	203	217	138	132	690	
N of Miss	10	9	2	9	30	

Table 85: How wrong do you think it is for someone your age to: attack someone with the idea of seriously hurting them?





Response	6	8	10	12	Total	
Very wrong	91.2	80.9	78.8	75.4	82.5	
Wrong	7.3	13.6	14.6	18.7	12.9	
A little bit wrong	1.0	3.2	5.1	4.5	3.2	
Not at all wrong	0.5	2.3	1.5	1.5	1.4	
N of Valid	205	220	137	134	696	
N of Miss	8	6	3	7	24	

Table 86: How wrong do you think it is for someone your age to: stay away from school all day when their parents think they are at school?





Response	6	8	10	12	Total	
Very wrong	84.8	73.3	56.5	56.7	70.1	
Wrong	11.8	16.6	26.8	27.6	19.3	
A little bit wrong	2.5	8.8	15.2	11.9	8.8	
Not at all wrong	1.0	1.4	1.4	3.7	1.7	
N of Valid	204	217	138	134	693	
N of Miss	9	9	2	7	27	

Table 87: How wrong do you think it is for someone your age to: drink beer, wine or hard liquor (for example, vodka, whiskey, or gin) regularly?





Response	6	8	10	12	Total	
Very wrong	89.7	75.9	50.7	47.4	69.5	
Wrong	7.9	17.7	23.9	25.6	17.6	
A little bit wrong	1.5	5.0	18.8	20.3	9.7	
Not at all wrong	1.0	1.4	6.5	6.8	3.3	
N of Valid	203	220	138	133	694	
N of Miss	10	6	2	8	26	

Table 88: How wrong do you think it is for someone your age to: smoke cigarettes?





Response	6	8	10	12	Total	
Very wrong	91.7	83.6	65.0	59.0	77.6	
Wrong	6.9	12.3	16.8	21.6	13.4	
A little bit wrong	1.0	2.7	12.4	11.9	5.9	
Not at all wrong	0.5	1.4	5.8	7.5	3.2	
N of Valid	204	220	137	134	695	
N of Miss	9	6	3	7	25	

Table 89: How wrong do you think it is for someone your age to: smoke marijuana?





Response	6	8	10	12	Total	
Very wrong	94.1	83.5	51.1	55.6	74.9	
Wrong	4.9	9.6	15.3	13.5	10.1	
A little bit wrong	0.0	5.0	17.5	13.5	7.7	
Not at all wrong	1.0	1.8	16.1	17.3	7.4	
N of Valid	204	218	137	133	692	
N of Miss	9	8	3	8	28	

Table 90: How wrong do you think it is for someone your age to: use prescription drugs or non-prescription drugs for the purpose of getting high?





Response	6	8	10	12	Total	
Very wrong	94.6	90.5	79.7	75.4	86.7	
Wrong	4.9	9.1	15.2	18.7	10.9	
A little bit wrong	0.5	0.5	2.9	5.2	1.9	
Not at all wrong	0.0	0.0	2.2	0.7	0.6	
N of Valid	205	220	138	134	697	
N of Miss	8	6	2	7	23	

Table 91: How wrong do you think it is for someone your age to: use synthetic marijuana (K2, spice) or bath salts?





Response	6	8	10	12	Total	
Very wrong	95.0	92.7	80.4	80.6	88.6	
Wrong	4.5	6.8	15.9	12.7	9.1	
A little bit wrong	0.5	0.5	2.2	5.2	1.7	
Not at all wrong	0.0	0.0	1.4	1.5	0.6	
N of Valid	202	220	138	134	694	
N of Miss	11	6	2	7	26	

Table 92: How wrong do you think it is for someone your age to: use LSD, cocaine, amphetamines or another illegal drug?





Response	6	8	10	12	Total	
Very wrong	99.0	93.2	87.7	85.8	92.4	
Wrong	1.0	5.5	8.0	9.7	5.5	
A little bit wrong	0.0	1.4	2.9	3.0	1.6	
Not at all wrong	0.0	0.0	1.4	1.5	0.6	
N of Valid	203	220	138	134	695	
N of Miss	10	6	2	7	25	

Table 93: How wrong do you think it is for someone your age to: use e-cigarettes, e-cigars or e-hookahs?





Response	6	8	10	12	Total	
Very wrong	92.1	85.8	60.9	63.4	78.4	
Wrong	6.4	8.2	13.0	13.4	9.7	
A little bit wrong	1.0	4.1	14.5	11.9	6.8	
Not at all wrong	0.5	1.8	11.6	11.2	5.2	
N of Valid	202	219	138	134	693	
N of Miss	11	7	2	7	27	

Table 94: At school during the past 12 months, did you receive help from the resource teacher, speech therapist or other special education teacher?



Response	6	8	10	12	Total	
No	77.1	81.2	92.3	88.5	83.6	
Yes	22.9	18.8	7.7	11.5	16.4	
N of Valid	179	186	117	122	604	
N of Miss	34	40	23	19	116	

Table 95: How many times in the past year (12 months) have you: been suspended from school?






Response	6	8	10	12	Total	
Never	97.1	96.7	92.0	97.7	96.1	
1 to 2 times	2.9	2.3	6.6	2.3	3.3	
3 to 5 times	0.0	0.5	0.7	0.0	0.3	
6 to 9 times	0.0	0.0	0.7	0.0	0.1	
10 to 19 times	0.0	0.0	0.0	0.0	0.0	
20 to 29 times	0.0	0.0	0.0	0.0	0.0	
30 to 39 times	0.0	0.0	0.0	0.0	0.0	
40+ times	0.0	0.5	0.0	0.0	0.1	
N of Valid	204	215	137	131	687	
N of Miss	9	11	3	10	33	

Table 96: How many times in the past year (12 months) have you: carried a handgun?








Response	6	8	10	12	Total	
Never	95.5	96.8	94.9	97.7	96.2	
1 to 2 times	3.0	1.8	0.7	0.8	1.8	
3 to 5 times	0.5	0.5	2.2	1.5	1.0	
6 to 9 times	0.0	0.5	0.7	0.0	0.3	
10 to 19 times	1.0	0.0	0.0	0.0	0.3	
20 to 29 times	0.0	0.0	0.7	0.0	0.1	
30 to 39 times	0.0	0.0	0.0	0.0	0.0	
40+ times	0.0	0.5	0.7	0.0	0.3	
N of Valid	201	217	137	130	685	
N of Miss	12	9	3	11	35	

Table 97: How many times in the past year (12 months) have you: sold illegal drugs?





Response	6	8	10	12	Total	
Never	99.5	99.1	96.4	96.2	98.1	
1 to 2 times	0.5	0.9	0.7	0.0	0.6	
3 to 5 times	0.0	0.0	0.0	0.0	0.0	
6 to 9 times	0.0	0.0	0.0	1.5	0.3	
10 to 19 times	0.0	0.0	0.0	0.0	0.0	
20 to 29 times	0.0	0.0	0.0	0.0	0.0	
30 to 39 times	0.0	0.0	0.0	0.0	0.0	
40+ times	0.0	0.0	2.9	2.3	1.0	
N of Valid	201	217	137	130	685	
N of Miss	12	9	3	11	35	

Table 98: How many times in the past year (12 months) have you: stolen or tried to steal a motor vehicle such as a car or motorcycle?




Response	6	8	10	12	Total	
Never	99.5	99.1	98.5	100.0	99.3	
1 to 2 times	0.5	0.9	0.7	0.0	0.6	
3 to 5 times	0.0	0.0	0.7	0.0	0.1	
6 to 9 times	0.0	0.0	0.0	0.0	0.0	
10 to 19 times	0.0	0.0	0.0	0.0	0.0	
20 to 29 times	0.0	0.0	0.0	0.0	0.0	
30 to 39 times	0.0	0.0	0.0	0.0	0.0	
40+ times	0.0	0.0	0.0	0.0	0.0	
N of Valid	203	216	137	131	687	
N of Miss	10	10	3	10	33	

Table 99: How many times in the past year (12 months) have you: participated in clubs, organizations or activities at school?









Response	6	8	10	12	Total	
Never	32.8	30.2	27.0	35.4	31.3	
1 to 2 times	25.4	21.9	18.2	12.3	20.4	
3 to 5 times	17.9	15.3	13.9	12.3	15.2	
6 to 9 times	7.0	8.4	6.6	9.2	7.8	
10 to 19 times	5.0	7.4	9.5	3.8	6.4	
20 to 29 times	3.0	4.2	3.6	6.2	4.1	
30 to 39 times	0.5	2.3	1.5	0.8	1.3	
40+ times	8.5	10.2	19.7	20.0	13.5	
N of Valid	201	215	137	130	683	
N of Miss	12	11	3	11	37	

Table 100: How many times in the past year (12 months) have you: been arrested?





Response	6	8	10	12	Total	
Never	100.0	98.6	96.4	99.2	98.7	
1 to 2 times	0.0	0.5	2.2	0.8	0.7	
3 to 5 times	0.0	0.5	1.5	0.0	0.4	
6 to 9 times	0.0	0.0	0.0	0.0	0.0	
10 to 19 times	0.0	0.5	0.0	0.0	0.1	
20 to 29 times	0.0	0.0	0.0	0.0	0.0	
30 to 39 times	0.0	0.0	0.0	0.0	0.0	
40+ times	0.0	0.0	0.0	0.0	0.0	
N of Valid	202	214	137	131	684	
N of Miss	11	12	3	10	36	

Table 101: How many times in the past year (12 months) have you: attacked someone with the idea of seriously hurting them?


Response	6	8	10	12	Total	
Never	92.1	95.8	94.2	96.2	94.5	
1 to 2 times	4.9	3.3	3.6	2.3	3.6	
3 to 5 times	2.0	0.5	1.5	0.0	1.0	
6 to 9 times	0.5	0.0	0.7	0.8	0.4	
10 to 19 times	0.5	0.5	0.0	0.0	0.3	
20 to 29 times	0.0	0.0	0.0	0.0	0.0	
30 to 39 times	0.0	0.0	0.0	0.0	0.0	
40+ times	0.0	0.0	0.0	0.8	0.1	
N of Valid	203	215	137	131	686	
N of Miss	10	11	3	10	34	

Table 102: How many times in the past year (12 months) have you: been drunk or high at school?


Response	6	8	10	12	Total	
Never	99.5	97.2	89.7	93.1	95.6	
1 to 2 times	0.5	1.9	5.9	2.3	2.3	
3 to 5 times	0.0	0.5	0.7	1.5	0.6	
6 to 9 times	0.0	0.0	0.7	2.3	0.6	
10 to 19 times	0.0	0.5	1.5	0.0	0.4	
20 to 29 times	0.0	0.0	0.7	0.8	0.3	
30 to 39 times	0.0	0.0	0.0	0.0	0.0	
40+ times	0.0	0.0	0.7	0.0	0.1	
N of Valid	203	214	136	131	684	
N of Miss	10	12	4	10	36	

Table 103: How many times in the past year (12 months) have you: taken a handgun to school?



Response	6	8	10	12	Total	
Never	100.0	99.5	100.0	100.0	99.9	
1 to 2 times	0.0	0.0	0.0	0.0	0.0	
3 to 5 times	0.0	0.5	0.0	0.0	0.1	
6 to 9 times	0.0	0.0	0.0	0.0	0.0	
10 to 19 times	0.0	0.0	0.0	0.0	0.0	
20 to 29 times	0.0	0.0	0.0	0.0	0.0	
30 to 39 times	0.0	0.0	0.0	0.0	0.0	
40+ times	0.0	0.0	0.0	0.0	0.0	
N of Valid	202	215	137	131	685	
N of Miss	11	11	3	10	35	

Table 104: Are you currently on probation, or assigned a probation officer with Juvenile Court?



Response	6	8	10	12	Total	
No	98.8	98.5	97.7	100.0	98.7	
Yes	1.2	1.5	2.3	0.0	1.3	
N of Valid	167	197	131	119	614	
N of Miss	46	29	9	22	106	

Table 105: Have you ever belonged to a gang?






Response	6	8	10	12	Total	
No	94.1	94.5	96.3	97.0	95.2	
No, but would like to	1.0	1.8	0.7	3.0	1.6	
Yes, in the past	2.0	2.3	2.2	0.0	1.7	
Yes, belong now	2.5	1.4	0.7	0.0	1.3	
Yes, but would like to get out	0.5	0.0	0.0	0.0	0.1	
N of Valid	204	220	136	133	693	
N of Miss	9	6	4	8	27	

Table 106: If you have ever belonged to a gang, did that gang have a name?




Response	6	8	10	12	Total	
No	7.5	8.7	9.7	13.7	9.5	
Yes	3.0	2.7	3.0	0.0	2.3	
I have never belonged to a gang	89.6	88.6	87.3	86.3	88.2	
N of Valid	201	219	134	131	685	
N of Miss	12	7	6	10	35	

Table 107: You are at a party at someone's house, and one of your friends offers you a drink containing alcohol. What would you say or do?





Response	6	8	10	12	Total	
Drink it	1.5	8.2	28.4	37.1	15.7	
Tell your friend, 'No thanks, I don't drink' and suggest that you and your friend go and do something else	45.3	48.4	29.9	26.5	39.7	
Just say, 'No thanks' and walk away	33.8	29.7	33.6	28.8	31.5	
Make up a good excuse, tell your friend you had something else to do, and leave	19.4	13.7	8.2	7.6	13.1	
N of Valid	201	219	134	132	686	
N of Miss	12	7	6	9	34	

Table 108: How often do you attend religious services or activities?





Response	6	8	10	12	Total	
Never	19.0	12.1	11.9	22.6	16.1	
Rarely	24.6	24.2	29.9	28.6	26.3	
1-2 Times a Month	11.8	16.7	11.9	19.5	14.9	
About Once a Week or More	44.6	47.0	46.3	29.3	42.7	
N of Valid	195	215	134	133	677	
N of Miss	18	11	6	8	43	

Table 109: I think sometimes it's okay to cheat at school.





Response	6	8	10	12	Total	
NO!	68.4	32.7	14.7	22.6	37.8	
no	26.2	47.3	37.5	31.6	36.1	
yes	4.4	18.6	41.2	40.6	23.0	
YES!	1.0	1.4	6.6	5.3	3.0	
N of Valid	206	220	136	133	695	
N of Miss	7	6	4	8	25	

Table 110: It is important to think before you act.





Response	6	8	10	12	Total	
NO!	1.5	1.4	2.9	0.0	1.4	
no	1.5	5.9	2.9	0.0	2.9	
yes	22.7	40.0	40.9	48.9	36.8	
YES!	74.4	52.7	53.3	51.1	58.9	
N of Valid	203	220	137	133	693	
N of Miss	10	6	3	8	27	

Table 111: Sometimes I think that life is not worth it.





Response	6	8	10	12	Total	
NO!	60.5	47.7	35.8	43.9	48.3	
no	24.5	28.2	27.7	28.0	27.0	
yes	10.5	19.4	21.2	19.7	17.2	
YES!	4.5	4.6	15.3	8.3	7.4	
N of Valid	200	216	137	132	685	
N of Miss	13	10	3	9	35	

Table 112: At times I think I am no good at all.

Response	6	8	10	12	Total	
NO!	36.1	35.3	24.3	29.0	32.2	
no	22.0	25.7	23.5	32.8	25.5	
yes	32.2	30.3	31.6	26.7	30.4	
YES!	9.8	8.7	20.6	11.5	11.9	
N of Valid	205	218	136	131	690	
N of Miss	8	8	4	10	30	

Table 113: All in all, I am inclined to think that I am a failure.

Response	6	8	10	12	Total	
NO!	50.3	44.0	31.6	39.8	42.6	
no	26.6	36.7	38.2	35.3	33.8	
yes	16.1	13.3	19.1	21.1	16.8	
YES!	7.0	6.0	11.0	3.8	6.9	
N of Valid	199	218	136	133	686	
N of Miss	14	8	4	8	34	

Table 114: In the past year, have you felt depressed or sad MOST days, even if you felt okay sometimes?

Response	6	8	10	12	Total	
NO!	37.4	29.4	25.2	28.0	30.7	
no	25.1	28.0	23.0	37.1	27.9	
yes	22.7	28.9	25.9	21.2	25.0	
YES!	14.8	13.8	25.9	13.6	16.4	
N of Valid	203	218	135	132	688	
N of Miss	10	8	5	9	32	

Table 115: It is all right to beat up people if they start the fight.





Response	6	8	10	12	Total	
NO!	51.2	35.5	22.2	32.6	37.0	
no	23.2	29.0	22.2	27.3	25.6	
yes	15.8	23.0	30.4	26.5	23.0	
YES!	9.9	12.4	25.2	13.6	14.4	
N of Valid	203	217	135	132	687	
N of Miss	10	9	5	9	33	

Table 116: I think it is okay to take something without asking if you can get away with it.





Response	6	8	10	12	Total	
NO!	83.7	59.1	58.1	54.5	65.3	
no	15.3	38.6	36.8	42.4	32.1	
yes	1.0	2.3	4.4	2.3	2.3	
YES!	0.0	0.0	0.7	0.8	0.3	
N of Valid	203	215	136	132	686	
N of Miss	10	11	4	9	34	

Table 117: Where do you get the most information about living a drug and alcohol free life? Parents/guardians





Response	6	8	10	12	Total	
All the time	54.8	58.7	48.5	44.6	52.9	
Most	17.3	17.0	19.4	19.2	18.0	
Some	9.6	14.2	20.1	16.9	14.6	
Very little	18.3	10.1	11.9	19.2	14.6	
N of Valid	197	218	134	130	679	
N of Miss	16	8	6	11	41	

Table 118: Where do you get the most information about living a drug and alcohol free life? Friends

Response	6	8	10	12	Total	
All the time	16.4	17.7	14.6	14.0	16.0	
Most	19.0	18.6	18.5	11.6	17.3	
Some	25.6	27.9	33.8	26.4	28.1	
Very little	39.0	35.8	33.1	48.1	38.6	
N of Valid	195	215	130	129	669	
N of Miss	18	11	10	12	51	

Table 119: Where do you get the most information about living a drug and alcohol free life? Family members

Response	6	8	10	12	Total	
All the time	44.0	43.2	32.8	31.8	39.2	
Most	22.8	26.8	30.5	20.2	25.1	
Some	17.1	13.1	19.1	21.7	17.1	
Very little	16.1	16.9	17.6	26.4	18.6	
N of Valid	193	213	131	129	666	
N of Miss	20	13	9	12	54	

Table 120: Where do you get the most information about living a drug and alcohol free life? School

Response	6	8	10	12	Total	
All the time	69.5	62.5	44.8	41.7	57.1	
Most	15.7	20.4	28.4	20.5	20.6	
Some	6.1	7.9	11.9	21.3	10.7	
Very little	8.6	9.3	14.9	16.5	11.6	
N of Valid	197	216	134	127	674	
N of Miss	16	10	6	14	46	

Table 121: Where do you get the most information about living a drug and alcohol free life? Internet





Response	6	8	10	12	Total	
All the time	15.6	14.1	11.9	12.4	13.8	
Most	11.5	12.2	17.9	5.4	11.8	
Some	23.4	30.5	36.6	30.2	29.6	
Very little	49.5	43.2	33.6	51.9	44.8	
N of Valid	192	213	134	129	668	
N of Miss	21	13	6	12	52	

Table 122: Where do you get the most information about living a drug and alcohol free life? TV





Response	6	8	10	12	Total	
All the time	23.4	14.5	13.6	11.5	16.3	
Most	13.5	14.5	18.9	10.0	14.2	
Some	26.6	31.3	31.1	31.5	29.9	
Very little	36.5	39.7	36.4	46.9	39.5	
N of Valid	192	214	132	130	668	
N of Miss	21	12	8	11	52	

Table 123: Where do you get the most information about living a drug and alcohol free life? Social media





Response	6	8	10	12	Total	
All the time	17.8	11.7	9.8	11.6	13.0	
Most	9.2	15.0	17.3	7.8	12.4	
Some	23.2	26.3	24.8	25.6	25.0	
Very little	49.7	46.9	48.1	55.0	49.5	
N of Valid	185	213	133	129	660	
N of Miss	28	13	7	12	60	

Table 124: How much do you think people risk harming themselves (physically or in other ways) if they: smoked one or more packs of cigarettes per day?

Response	6	8	10	12	Total	
No risk	10.2	12.4	10.3	10.2	10.9	
Slight risk	8.3	7.2	8.8	10.9	8.6	
Moderate risk	16.6	13.9	25.7	20.3	18.3	
Great risk	64.9	66.5	55.1	58.6	62.2	
N of Valid	205	209	136	128	678	
N of Miss	8	17	4	13	42	

Table 125: How much do you think people risk harming themselves (physically or in other ways) if they: try marijuana once or twice?

Response	6	8	10	12	Total	
No risk	14.6	19.6	41.9	43.3	27.0	
Slight risk	19.0	26.8	27.9	28.3	25.0	
Moderate risk	23.9	23.0	11.8	10.2	18.6	
Great risk	42.4	30.6	18.4	18.1	29.4	
N of Valid	205	209	136	127	677	
N of Miss	8	17	4	14	43	

Table 126: How much do you think people risk harming themselves (physically or in other ways) if they: smoke marijuana once or twice a week?

Response	6	8	10	12	Total	
No risk	14.4	14.1	31.3	31.7	21.0	
Slight risk	8.0	9.7	17.9	23.8	13.5	
Moderate risk	22.9	28.6	22.4	19.8	24.0	
Great risk	54.7	47.6	28.4	24.6	41.5	
N of Valid	201	206	134	126	667	
N of Miss	12	20	6	15	53	

Table 127: How much do you think people risk harming themselves (physically or in other ways) if they: take one or two drinks of an alcoholic beverage (beer, wine, liquor) nearly every day?

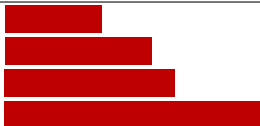
Response	6	8	10	12	Total	
No risk	12.9	13.2	9.7	18.3	13.3	
Slight risk	16.3	19.0	28.4	27.0	21.6	
Moderate risk	16.8	26.8	33.6	28.6	25.5	
Great risk	54.0	41.0	28.4	26.2	39.6	
N of Valid	202	205	134	126	667	
N of Miss	11	21	6	15	53	

Table 128: How much do you think people risk harming themselves (physically or in other ways) if they: have five or more drinks of an alcoholic beverage once or twice a weekend?

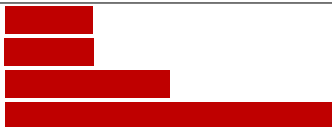
Response	6	8	10	12	Total	
No risk	12.3	11.2	9.6	15.1	11.9	
Slight risk	7.9	10.7	14.7	18.3	12.1	
Moderate risk	23.2	20.9	30.1	27.0	24.6	
Great risk	56.7	57.3	45.6	39.7	51.4	
N of Valid	203	206	136	126	671	
N of Miss	10	20	4	15	49	

Table 129: How much do you think people risk harming themselves (physically or in other ways) if they: use prescription drugs that are not prescribed to them?


Response	6	8	10	12	Total	
No risk	10.0	10.7	9.5	9.4	10.0	
Slight risk	3.0	7.8	8.0	8.7	6.6	
Moderate risk	12.5	18.4	19.0	24.4	17.9	
Great risk	74.5	63.1	63.5	57.5	65.5	
N of Valid	200	206	137	127	670	
N of Miss	13	20	3	14	50	

Table 130: How much do you think people risk harming themselves (physically or in other ways) if they: use non-prescription drugs to get high?

Response	6	8	10	12	Total	
No risk	11.0	11.2	8.8	10.2	10.5	
Slight risk	3.0	6.3	8.8	6.3	5.8	
Moderate risk	14.5	11.7	20.6	21.3	16.2	
Great risk	71.5	70.7	61.8	62.2	67.5	
N of Valid	200	205	136	127	668	
N of Miss	13	21	4	14	52	

Table 131: How much do you think people risk harming themselves (physically or in other ways) if they: use e-cigarettes, e-cigars, or e-hookahs?

Response	6	8	10	12	Total	
No risk	14.6	14.6	29.4	26.8	19.9	
Slight risk	9.5	19.4	27.9	28.3	19.9	
Moderate risk	19.1	23.8	18.4	20.5	20.7	
Great risk	56.8	42.2	24.3	24.4	39.5	
N of Valid	199	206	136	127	668	
N of Miss	14	20	4	14	52	

Table 132: Have you ever used smokeless tobacco (chew, snuff, plug, dipping tobacco, or chewing tobacco)?

Response	6	8	10	12	Total	
Never	95.7	97.1	87.6	78.3	91.2	
Once or Twice	3.8	2.4	5.8	14.0	5.7	
Once in a while but not regularly	0.0	0.5	3.6	2.3	1.3	
Regularly in the past	0.5	0.0	2.2	1.6	0.9	
Regularly now	0.0	0.0	0.7	3.9	0.9	
N of Valid	209	208	137	129	683	
N of Miss	4	18	3	12	37	

Table 133: How often have you used smokeless tobacco during the past 30 days?

Response	6	8	10	12	Total	
Not at all	99.0	99.5	99.2	91.4	97.8	
Once or twice	1.0	0.0	0.8	3.9	1.2	
Once or twice per week	0.0	0.5	0.0	0.8	0.3	
Three to five times per week	0.0	0.0	0.0	0.0	0.0	
About once a day	0.0	0.0	0.0	0.8	0.1	
More than once a day	0.0	0.0	0.0	3.1	0.6	
N of Valid	208	205	132	128	673	
N of Miss	5	21	8	13	47	

Table 134: Have you ever smoked cigarettes?

Response	6	8	10	12	Total	
Never	95.2	91.7	72.9	71.9	85.3	
Once or Twice	4.8	6.8	15.8	14.8	9.5	
Once in a while but not regularly	0.0	1.0	6.0	6.2	2.7	
Regularly in the past	0.0	0.0	2.3	3.1	1.0	
Regularly now	0.0	0.5	3.0	3.9	1.5	
N of Valid	208	205	133	128	674	
N of Miss	5	21	7	13	46	

Table 135: How frequently have you smoked cigarettes during the past 30 days?

Response	6	8	10	12	Total	
Not at all	99.5	98.5	91.8	88.2	95.5	
Less than one cigarette per day	0.5	1.0	4.5	7.1	2.7	
One to five cigarettes per day	0.0	0.5	2.2	1.6	0.9	
About one-half pack per day	0.0	0.0	0.0	2.4	0.4	
About one pack per day	0.0	0.0	0.7	0.8	0.3	
About one and one-half packs per day	0.0	0.0	0.0	0.0	0.0	
Two packs or more per day	0.0	0.0	0.7	0.0	0.1	
N of Valid	207	204	134	127	672	
N of Miss	6	22	6	14	48	

Table 136: Which statement best describes rules about smoking inside your home or your family cars?






Response	6	8	10	12	Total	
Smoking is not allowed anywhere inside your home or cars	66.8	78.4	67.9	74.6	72.1	
Smoking is allowed in some places and at some times or in some cars	10.2	5.8	10.4	7.1	8.3	
Smoking is allowed anywhere inside the home or cars	2.0	1.9	3.7	2.4	2.4	
There are no rules about smoking inside the home or cars	4.9	2.4	6.7	7.9	5.1	
I don't know	16.1	11.5	11.2	7.9	12.2	
N of Valid	205	208	134	126	673	
N of Miss	8	18	6	15	47	

Table 137: Have you ever used e-cigarettes, e-cigars, or e-hookahs?






Response	6	8	10	12	Total	
Never	97.1	92.3	78.2	72.4	87.2	
Once or Twice	2.9	6.8	10.5	18.9	8.6	
Once in a while but not regularly	0.0	1.0	7.5	3.1	2.4	
Regularly in the past	0.0	0.0	2.3	0.8	0.6	
Regularly now	0.0	0.0	1.5	4.7	1.2	
N of Valid	207	207	133	127	674	
N of Miss	6	19	7	14	46	

Table 138: How frequently have you used e-cigarettes, e-cigars, or e-hookahs?






Response	6	8	10	12	Total	
Not at all	100.0	99.0	90.8	88.9	95.8	
Less than 10 puffs per day	0.0	1.0	5.3	7.9	2.8	
10 to 50 puffs per day	0.0	0.0	2.3	1.6	0.7	
About one-half cartomiser per day	0.0	0.0	0.0	0.0	0.0	
About one cartomiser per day	0.0	0.0	0.8	0.0	0.1	
About one and one-half cartomisers per day	0.0	0.0	0.0	0.0	0.0	
Two cartomisers or more per day	0.0	0.0	0.8	1.6	0.4	
N of Valid	205	208	131	126	670	
N of Miss	8	18	9	15	50	

Table 139: During this school year, were you taught in any of your classes about the dangers of tobacco use?






Response	6	8	10	12	Total	
Never	7.3	20.5	39.7	54.5	26.5	
Rarely	8.8	17.6	23.7	15.4	15.7	
Sometimes	24.9	22.9	18.3	15.4	21.2	
Often	31.2	20.0	12.2	10.6	20.2	
Almost always	27.8	19.0	6.1	4.1	16.4	
N of Valid	205	205	131	123	664	
N of Miss	8	21	9	18	56	

Table 140: During the past 12 months, have you participated in any community activities to discourage people your age from using cigarettes, chewing tobacco, snuff, dip or cigars, e-cigarettes, e-cigars, or e-hookahs?






Response	6	8	10	12	Total	
Never	57.8	71.4	77.1	83.2	70.6	
Rarely	11.8	10.3	10.7	7.2	10.3	
Sometimes	15.7	11.3	8.4	4.8	10.9	
Often	7.4	4.4	1.5	3.2	4.5	
Almost always	7.4	2.5	2.3	1.6	3.8	
N of Valid	204	203	131	125	663	
N of Miss	9	23	9	16	57	

Table 141: Think back over the last two weeks. How many times have you had five or more alcoholic drinks in a row?







Response	6	8	10	12	Total	
None	97.6	95.1	88.5	85.4	92.8	
Once	1.9	2.0	4.6	5.7	3.2	
Twice	0.5	0.0	3.1	4.9	1.7	
3-5 times	0.0	2.9	3.1	2.4	2.0	
6-9 times	0.0	0.0	0.8	0.8	0.3	
10 or more times	0.0	0.0	0.0	0.8	0.2	
N of Valid	206	204	131	123	664	
N of Miss	7	22	9	18	56	

Table 142: During the past 30 days, how many times did you ride in a car or other vehicle driven by someone who had been drinking alcohol or using drugs to get high?






Response	6	8	10	12	Total	
0 times	87.9	84.5	84.6	85.6	85.8	
1 time	6.3	10.1	3.8	4.0	6.6	
2 or 3 times	4.3	2.4	6.9	5.6	4.5	
4 or 5 times	0.0	0.5	0.8	1.6	0.6	
6 or more times	1.4	2.4	3.8	3.2	2.5	
N of Valid	207	207	130	125	669	
N of Miss	6	19	10	16	51	

Table 143: During the past 30 days, how many times did you drive a car or other vehicle when you had been drinking alcohol or using drugs to get high?







Response	6	8	10	12	Total	
I did not drive a car in the past 30 days	50.5	56.7	47.2	16.3	45.2	
0 times	47.5	40.7	47.2	75.6	50.8	
1 time	1.5	1.5	1.6	2.4	1.7	
2 or 3 times	0.0	0.5	1.6	4.1	1.2	
4 or 5 times	0.5	0.5	0.8	0.0	0.5	
6 or more times	0.0	0.0	1.6	1.6	0.6	
N of Valid	202	194	127	123	646	
N of Miss	11	32	13	18	74	

Table 144: If you drank alcohol (not just a sip or taste) in the past year, how did you usually get it?












Response	6	8	10	12	Total	
I did not drink alcohol in the past year	94.6	88.6	69.4	60.5	81.4	
I bought it myself with a fake ID	0.0	0.0	0.0	0.8	0.2	
I bought it myself without a fake ID	0.0	0.5	0.8	0.0	0.3	
I got it from someone I know age 21 or older	1.0	2.0	9.7	17.7	6.1	
I got it from someone I know under age 21	0.0	1.0	4.8	8.1	2.8	
I got it from my brother or sister	0.5	0.5	0.8	0.8	0.6	
I got it from home with my parents' permission	1.5	1.5	4.8	4.8	2.8	
I got it from home without my parents' permission	0.0	1.5	1.6	1.6	1.1	
I got it from another relative	0.5	2.0	0.8	0.8	1.1	
A stranger bought it for me	0.0	0.0	0.8	0.0	0.2	
I took it from a store or shop	0.0	0.0	0.0	0.0	0.0	
Other	2.0	2.5	6.5	4.8	3.5	
N of Valid	202	202	124	124	652	
N of Miss	11	24	16	17	68	

Table 145: If you drank alcohol (not just a sip or taste) in the past year, where did you usually drink it?









Response	6	8	10	12	Total	
I did not drink alcohol in the past year	95.5	89.2	68.8	62.3	82.1	
At my home	2.5	5.4	12.5	11.5	7.0	
At someone else's home	1.0	3.9	17.2	21.3	8.9	
At an open area like a park, beach, field, back road, woods, or a street corner	0.0	0.0	0.8	3.3	0.8	
At a sporting event or concert	0.0	0.0	0.0	0.0	0.0	
At a restaurant, bar, or a nightclub	0.0	1.0	0.0	0.0	0.3	
At an empty building or a construction site	0.0	0.0	0.0	0.0	0.0	
At a hotel/motel	0.5	0.0	0.0	0.0	0.2	
An a car	0.5	0.5	0.0	0.8	0.5	
At school	0.0	0.0	0.8	0.8	0.3	
N of Valid	201	204	128	122	655	
N of Miss	12	22	12	19	65	

Table 146: How do you feel about someone your age having one or two drinks of an alcoholic beverage nearly every day?





Response	6	8	10	12	Total	
Neither approve nor disapprove	18.2	16.7	39.4	37.9	25.7	
Somewhat disapprove	7.6	17.7	19.7	18.5	15.1	
Strongly disapprove	57.6	54.0	27.6	30.6	45.4	
Don't know or can't say	16.7	11.6	13.4	12.9	13.8	
N of Valid	198	198	127	124	647	
N of Miss	15	28	13	17	73	

Table 147: On how many occasions have you had alcoholic beverages (beer, wine or hard liquor) to drink in your lifetime - more than just a few sips?








Response	6	8	10	12	Total	
0	87.7	83.2	55.7	53.7	73.6	
1-2	8.3	9.4	16.8	10.6	10.8	
3-5	1.5	3.0	7.6	13.0	5.3	
6-9	1.0	2.0	5.3	7.3	3.3	
10-19	1.5	0.5	7.6	3.3	2.7	
20-39	0.0	1.0	3.8	4.1	1.8	
40	0.0	1.0	3.1	8.1	2.4	
N of Valid	204	202	131	123	660	
N of Miss	9	24	9	18	60	

Table 148: On how many occasions have you drunk one of more drinks of an alcoholic beverage during the past 30 days?








Response	6	8	10	12	Total	
0	97.6	96.0	83.1	82.1	91.4	
1-2	1.0	2.5	8.5	9.8	4.5	
3-5	1.0	1.0	5.4	3.3	2.3	
6-9	0.0	0.5	1.5	2.4	0.9	
10-19	0.0	0.0	1.5	0.8	0.5	
20-39	0.5	0.0	0.0	0.8	0.3	
40	0.0	0.0	0.0	0.8	0.2	
N of Valid	205	202	130	123	660	
N of Miss	8	24	10	18	60	

Table 149: On how many occasions have you used marijuana (grass, pot) or hashish (hash, hash oil) in your lifetime?


Response	6	8	10	12	Total	
0	97.5	95.0	71.9	81.0	88.7	
1-2	1.0	2.0	8.6	2.5	3.1	
3-5	0.5	0.5	5.5	1.7	1.7	
6-9	0.5	0.5	1.6	3.3	1.2	
10-19	0.0	1.0	0.8	2.5	0.9	
20-39	0.5	0.5	2.3	2.5	1.2	
40	0.0	0.5	9.4	6.6	3.2	
N of Valid	202	202	128	121	653	
N of Miss	11	24	12	20	67	

Table 150: On how many occasions have you used marijuana (grass, pot) or hashish (hash, hash oil) during the past 30 days?


Response	6	8	10	12	Total	
0	99.0	98.0	86.9	87.7	94.2	
1-2	0.5	0.5	4.6	4.1	2.0	
3-5	0.5	1.5	0.8	2.5	1.2	
6-9	0.0	0.0	0.0	1.6	0.3	
10-19	0.0	0.0	2.3	0.8	0.6	
20-39	0.0	0.0	0.0	0.0	0.0	
40	0.0	0.0	5.4	3.3	1.7	
N of Valid	203	201	130	122	656	
N of Miss	10	25	10	19	64	

Table 151: On how many occasions have you used LSD or other psychedelics in your lifetime?


Response	6	8	10	12	Total	
0	99.5	99.5	99.2	97.5	99.1	
1-2	0.0	0.0	0.0	0.0	0.0	
3-5	0.5	0.0	0.8	1.6	0.6	
6-9	0.0	0.0	0.0	0.8	0.2	
10-19	0.0	0.5	0.0	0.0	0.2	
20-39	0.0	0.0	0.0	0.0	0.0	
40	0.0	0.0	0.0	0.0	0.0	
N of Valid	201	202	130	122	655	
N of Miss	12	24	10	19	65	

Table 152: On how many occasions have you used LSD or other psychedelics during the past 30 days?

Response	6	8	10	12	Total	
0	100.0	99.5	100.0	99.2	99.7	
1-2	0.0	0.5	0.0	0.0	0.2	
3-5	0.0	0.0	0.0	0.0	0.0	
6-9	0.0	0.0	0.0	0.8	0.2	
10-19	0.0	0.0	0.0	0.0	0.0	
20-39	0.0	0.0	0.0	0.0	0.0	
40	0.0	0.0	0.0	0.0	0.0	
N of Valid	202	201	130	122	655	
N of Miss	11	25	10	19	65	

Table 153: On how many occasions have you used cocaine or crack in your lifetime?

Response	6	8	10	12	Total	
0	99.5	99.0	99.2	95.9	98.6	
1-2	0.5	0.5	0.8	2.5	0.9	
3-5	0.0	0.0	0.0	0.8	0.2	
6-9	0.0	0.5	0.0	0.8	0.3	
10-19	0.0	0.0	0.0	0.0	0.0	
20-39	0.0	0.0	0.0	0.0	0.0	
40	0.0	0.0	0.0	0.0	0.0	
N of Valid	201	202	129	122	654	
N of Miss	12	24	11	19	66	

Table 154: On how many occasions have you used cocaine or crack during the past 30 days?

Response	6	8	10	12	Total	
0	100.0	100.0	100.0	98.4	99.7	
1-2	0.0	0.0	0.0	1.6	0.3	
3-5	0.0	0.0	0.0	0.0	0.0	
6-9	0.0	0.0	0.0	0.0	0.0	
10-19	0.0	0.0	0.0	0.0	0.0	
20-39	0.0	0.0	0.0	0.0	0.0	
40	0.0	0.0	0.0	0.0	0.0	
N of Valid	202	202	127	122	653	
N of Miss	11	24	13	19	67	

Table 155: On how many occasions have you sniffed glue, breathed the contents of an aerosol spray can, or inhaled other gases or sprays, in order to get high in your lifetime?


Response	6	8	10	12	Total	
0	96.0	95.1	89.9	97.5	94.8	
1-2	3.5	2.9	5.4	0.8	3.2	
3-5	0.0	0.5	3.9	0.8	1.1	
6-9	0.5	0.0	0.0	0.8	0.3	
10-19	0.0	1.0	0.8	0.0	0.5	
20-39	0.0	0.5	0.0	0.0	0.2	
40	0.0	0.0	0.0	0.0	0.0	
N of Valid	200	204	129	122	655	
N of Miss	13	22	11	19	65	

Table 156: On how many occasions have you sniffed glue, breathed the contents of an aerosol spray can, or inhaled other gases or sprays, in order to get high during the past 30 days?


Response	6	8	10	12	Total	
0	98.0	99.5	96.9	100.0	98.6	
1-2	2.0	0.5	2.3	0.0	1.2	
3-5	0.0	0.0	0.8	0.0	0.2	
6-9	0.0	0.0	0.0	0.0	0.0	
10-19	0.0	0.0	0.0	0.0	0.0	
20-39	0.0	0.0	0.0	0.0	0.0	
40	0.0	0.0	0.0	0.0	0.0	
N of Valid	203	202	129	122	656	
N of Miss	10	24	11	19	64	

Table 157: On how many occasions have you used Daztrex in your lifetime?


Response	6	8	10	12	Total	
0	100.0	100.0	100.0	100.0	100.0	
1-2	0.0	0.0	0.0	0.0	0.0	
3-5	0.0	0.0	0.0	0.0	0.0	
6-9	0.0	0.0	0.0	0.0	0.0	
10-19	0.0	0.0	0.0	0.0	0.0	
20-39	0.0	0.0	0.0	0.0	0.0	
40	0.0	0.0	0.0	0.0	0.0	
N of Valid	194	200	129	122	645	
N of Miss	19	26	11	19	75	

Table 158: On how many occasions have you used Daztrex during the past 30 days?


Response	6	8	10	12	Total	
0	100.0	100.0	100.0	100.0	100.0	
1-2	0.0	0.0	0.0	0.0	0.0	
3-5	0.0	0.0	0.0	0.0	0.0	
6-9	0.0	0.0	0.0	0.0	0.0	
10-19	0.0	0.0	0.0	0.0	0.0	
20-39	0.0	0.0	0.0	0.0	0.0	
40	0.0	0.0	0.0	0.0	0.0	
N of Valid	193	202	128	121	644	
N of Miss	20	24	12	20	76	

Table 159: On how many occasions have you used synthetic marijuana (K2, spice) in your lifetime?





Response	6	8	10	12	Total	
0	100.0	99.0	96.9	97.5	98.6	
1-2	0.0	0.0	3.1	0.8	0.8	
3-5	0.0	0.5	0.0	1.7	0.5	
6-9	0.0	0.0	0.0	0.0	0.0	
10-19	0.0	0.5	0.0	0.0	0.2	
20-39	0.0	0.0	0.0	0.0	0.0	
40	0.0	0.0	0.0	0.0	0.0	
N of Valid	201	200	129	121	651	
N of Miss	12	26	11	20	69	

Table 160: On how many occasions have you used synthetic marijuana (K2, spice) during the past 30 days?




Response	6	8	10	12	Total	
0	100.0	99.5	100.0	98.3	99.5	
1-2	0.0	0.5	0.0	0.0	0.2	
3-5	0.0	0.0	0.0	1.7	0.3	
6-9	0.0	0.0	0.0	0.0	0.0	
10-19	0.0	0.0	0.0	0.0	0.0	
20-39	0.0	0.0	0.0	0.0	0.0	
40	0.0	0.0	0.0	0.0	0.0	
N of Valid	201	200	128	121	650	
N of Miss	12	26	12	20	70	

Table 161: On how many occasions have you used methamphetamines (meth, speed, crank, crystal meth) in your lifetime?





Response	6	8	10	12	Total	
0	100.0	99.0	97.7	100.0	99.2	
1-2	0.0	0.5	1.6	0.0	0.5	
3-5	0.0	0.0	0.8	0.0	0.2	
6-9	0.0	0.5	0.0	0.0	0.2	
10-19	0.0	0.0	0.0	0.0	0.0	
20-39	0.0	0.0	0.0	0.0	0.0	
40	0.0	0.0	0.0	0.0	0.0	
N of Valid	201	201	128	121	651	
N of Miss	12	25	12	20	69	

Table 162: On how many occasions have you used methamphetamines (meth, speed, crank, crystal meth) in the past 30 days?




Response	6	8	10	12	Total	
0	100.0	99.0	100.0	100.0	99.7	
1-2	0.0	0.5	0.0	0.0	0.2	
3-5	0.0	0.5	0.0	0.0	0.2	
6-9	0.0	0.0	0.0	0.0	0.0	
10-19	0.0	0.0	0.0	0.0	0.0	
20-39	0.0	0.0	0.0	0.0	0.0	
40	0.0	0.0	0.0	0.0	0.0	
N of Valid	203	201	128	121	653	
N of Miss	10	25	12	20	67	

Table 163: On how many occasions have you used other chemical products (bath salts, plant food, etc.) in your lifetime?


Response	6	8	10	12	Total	
0	99.0	98.0	99.2	100.0	98.9	
1-2	0.5	1.5	0.8	0.0	0.8	
3-5	0.0	0.5	0.0	0.0	0.2	
6-9	0.0	0.0	0.0	0.0	0.0	
10-19	0.0	0.0	0.0	0.0	0.0	
20-39	0.0	0.0	0.0	0.0	0.0	
40	0.5	0.0	0.0	0.0	0.2	
N of Valid	197	199	128	121	645	
N of Miss	16	27	12	20	75	

Table 164: On how many occasions have you used other chemical products (bath salts, plant food, etc.) during the past 30 days?


Response	6	8	10	12	Total	
0	99.5	98.5	100.0	100.0	99.4	
1-2	0.0	1.0	0.0	0.0	0.3	
3-5	0.0	0.5	0.0	0.0	0.2	
6-9	0.0	0.0	0.0	0.0	0.0	
10-19	0.0	0.0	0.0	0.0	0.0	
20-39	0.0	0.0	0.0	0.0	0.0	
40	0.5	0.0	0.0	0.0	0.2	
N of Valid	196	200	128	121	645	
N of Miss	17	26	12	20	75	

Table 165: On how many occasions have you used heroin or other opiates in your lifetime?


Response	6	8	10	12	Total	
0	100.0	98.5	100.0	100.0	99.5	
1-2	0.0	1.0	0.0	0.0	0.3	
3-5	0.0	0.0	0.0	0.0	0.0	
6-9	0.0	0.0	0.0	0.0	0.0	
10-19	0.0	0.0	0.0	0.0	0.0	
20-39	0.0	0.5	0.0	0.0	0.2	
40	0.0	0.0	0.0	0.0	0.0	
N of Valid	198	200	128	121	647	
N of Miss	15	26	12	20	73	

Table 166: On how many occasions have you used heroin or other opiates during the past 30 days?



Response	6	8	10	12	Total	
0	100.0	99.5	100.0	100.0	99.8	
1-2	0.0	0.0	0.0	0.0	0.0	
3-5	0.0	0.0	0.0	0.0	0.0	
6-9	0.0	0.5	0.0	0.0	0.2	
10-19	0.0	0.0	0.0	0.0	0.0	
20-39	0.0	0.0	0.0	0.0	0.0	
40	0.0	0.0	0.0	0.0	0.0	
N of Valid	197	199	128	120	644	
N of Miss	16	27	12	21	76	

Table 167: On how many occasions have you used MDMA ('X', 'E', or ecstasy) in your lifetime?





Response	6	8	10	12	Total	
0	100.0	99.5	98.4	98.3	99.2	
1-2	0.0	0.0	0.0	1.7	0.3	
3-5	0.0	0.0	1.6	0.0	0.3	
6-9	0.0	0.0	0.0	0.0	0.0	
10-19	0.0	0.5	0.0	0.0	0.2	
20-39	0.0	0.0	0.0	0.0	0.0	
40	0.0	0.0	0.0	0.0	0.0	
N of Valid	194	198	128	121	641	
N of Miss	19	28	12	20	79	

Table 168: On how many occasions have you used MDMA ('X', 'E', or ecstasy) during the past 30 days?




Response	6	8	10	12	Total	
0	100.0	99.0	99.2	98.3	99.2	
1-2	0.0	0.5	0.8	1.7	0.6	
3-5	0.0	0.5	0.0	0.0	0.2	
6-9	0.0	0.0	0.0	0.0	0.0	
10-19	0.0	0.0	0.0	0.0	0.0	
20-39	0.0	0.0	0.0	0.0	0.0	
40	0.0	0.0	0.0	0.0	0.0	
N of Valid	195	197	128	120	640	
N of Miss	18	29	12	21	80	

Table 169: On how many occasions have you taken prescription drugs (such as Valium, Xanax, Ritalin, Adderall, OxyContin, Darvocet, or sleeping pills) not prescribed to you in your lifetime?








Response	6	8	10	12	Total	
0	96.0	98.0	91.4	90.8	94.8	
1-2	2.5	1.0	3.9	3.3	2.5	
3-5	1.5	0.5	0.8	0.8	0.9	
6-9	0.0	0.5	0.8	1.7	0.6	
10-19	0.0	0.0	1.6	0.8	0.5	
20-39	0.0	0.0	0.8	1.7	0.5	
40	0.0	0.0	0.8	0.8	0.3	
N of Valid	200	201	128	120	649	
N of Miss	13	25	12	21	71	

Table 170: On how many occasions have you taken prescription drugs (such as Valium, Xanax, Ritalin, Adderall, OxyContin, Darvocet, or sleeping pills) not prescribed to you during the past 30 days?






Response	6	8	10	12	Total	
0	99.5	99.0	94.6	94.2	97.4	
1-2	0.5	1.0	3.9	3.3	1.9	
3-5	0.0	0.0	0.0	2.5	0.5	
6-9	0.0	0.0	0.8	0.0	0.2	
10-19	0.0	0.0	0.8	0.0	0.2	
20-39	0.0	0.0	0.0	0.0	0.0	
40	0.0	0.0	0.0	0.0	0.0	
N of Valid	195	201	129	120	645	
N of Miss	18	25	11	21	75	

Table 171: On how many occasions have you taken non-prescription medicines such as diet pills (for example, Dietac, Dexatrim or Prolamine), stay-awake pills (for example No-Doz, Vivarin, or Wake), or cough or cold medicines (robos, DXM, etc.) to get high in your lifetime?








Response	6	8	10	12	Total	
0	99.0	97.0	96.1	96.6	97.4	
1-2	0.5	0.5	1.6	1.7	0.9	
3-5	0.0	1.0	0.0	0.8	0.5	
6-9	0.5	0.5	0.0	0.0	0.3	
10-19	0.0	0.5	0.0	0.8	0.3	
20-39	0.0	0.0	1.6	0.0	0.3	
40	0.0	0.5	0.8	0.0	0.3	
N of Valid	198	201	128	119	646	
N of Miss	15	25	12	22	74	

Table 172: On how many occasions have you taken non-prescription medicines such as diet pills (for example, Dietac, Dexatrim or Prolamine), stay-awake pills (for example No-Doz, Vivarin, or Wake), or cough or cold medicines (robos, DXM, etc.) to get high during the past 30 days?





Response	6	8	10	12	Total	
0	99.0	99.0	97.6	98.3	98.6	
1-2	1.0	1.0	0.8	0.8	0.9	
3-5	0.0	0.0	0.8	0.8	0.3	
6-9	0.0	0.0	0.8	0.0	0.2	
10-19	0.0	0.0	0.0	0.0	0.0	
20-39	0.0	0.0	0.0	0.0	0.0	
40	0.0	0.0	0.0	0.0	0.0	
N of Valid	199	200	127	120	646	
N of Miss	14	26	13	21	74	

Table 173: On how many occasions have you been drunk or very high from drinking alcoholic beverages during the past 30 days?








Response	6	8	10	12	Total	
0	100.0	98.0	87.5	88.3	94.7	
1-2	0.0	1.5	6.2	7.5	3.1	
3-5	0.0	0.5	3.9	1.7	1.2	
6-9	0.0	0.0	1.6	0.0	0.3	
10-19	0.0	0.0	0.0	0.8	0.2	
20-39	0.0	0.0	0.0	0.8	0.2	
40	0.0	0.0	0.8	0.8	0.3	
N of Valid	199	200	128	120	647	
N of Miss	14	26	12	21	73	

Table 174: On how many occasions have you drunk flavored alcoholic beverages, sometimes called 'alcopops' (like Mike's Hard Lemonade, Smirnoff Ice, Bacardi Breezers, etc.) in your lifetime?








Response	6	8	10	12	Total	
0	96.5	91.6	69.3	72.5	85.2	
1-2	1.5	5.4	11.8	5.8	5.5	
3-5	2.0	3.0	7.9	5.0	4.0	
6-9	0.0	0.0	2.4	5.8	1.5	
10-19	0.0	0.0	4.7	5.8	2.0	
20-39	0.0	0.0	1.6	1.7	0.6	
40	0.0	0.0	2.4	3.3	1.1	
N of Valid	201	202	127	120	650	
N of Miss	12	24	13	21	70	

Table 175: On how many occasions have you drunk flavored alcoholic beverages, sometimes called 'alcopops' (like Mike's Hard Lemonade, Smirnoff Ice, Bacardi Breezers, etc.) during the past 30 days?






Response	6	8	10	12	Total	
0	99.5	98.5	87.5	86.6	94.4	
1-2	0.5	1.0	8.6	5.9	3.2	
3-5	0.0	0.0	2.3	5.0	1.4	
6-9	0.0	0.5	0.8	1.7	0.6	
10-19	0.0	0.0	0.0	0.0	0.0	
20-39	0.0	0.0	0.0	0.0	0.0	
40	0.0	0.0	0.8	0.8	0.3	
N of Valid	199	202	128	119	648	
N of Miss	14	24	12	22	72	

Table 176: If you used prescription drugs or over the counter drugs without a doctor telling you to use it or for the purpose of getting high, where did you get these drugs? - Did not use



Response	6	8	10	12	Total	
No	10.3	17.3	14.3	20.6	15.3	
Yes	89.7	82.7	85.7	79.4	84.7	
N of Valid	213	226	140	141	720	
N of Miss	0	0	0	0	0	

Table 177: If you used prescription drugs or over the counter drugs without a doctor telling you to use it or for the purpose of getting high, where did you get these drugs? - Bought or took from store or shop



Response	6	8	10	12	Total	
No	99.1	100.0	99.3	100.0	99.6	
Yes	0.9	0.0	0.7	0.0	0.4	
N of Valid	213	226	140	141	720	
N of Miss	0	0	0	0	0	

Table 178: If you used prescription drugs or over the counter drugs without a doctor telling you to use it or for the purpose of getting high, where did you get these drugs? -
Got from parents with permission



Response	6	8	10	12	Total	
No	100.0	99.6	99.3	99.3	99.6	
Yes	0.0	0.4	0.7	0.7	0.4	
N of Valid	213	226	140	141	720	
N of Miss	0	0	0	0	0	

Table 179: If you used prescription drugs or over the counter drugs without a doctor telling you to use it or for the purpose of getting high, where did you get these drugs? -
Got from home without permission



Response	6	8	10	12	Total	
No	100.0	99.1	99.3	98.6	99.3	
Yes	0.0	0.9	0.7	1.4	0.7	
N of Valid	213	226	140	141	720	
N of Miss	0	0	0	0	0	

Table 180: If you used prescription drugs or over the counter drugs without a doctor telling you to use it or for the purpose of getting high, where did you get these drugs? -
Got from relative with permission


Response	6	8	10	12	Total	
No	100.0	100.0	100.0	100.0	100.0	
Yes	0.0	0.0	0.0	0.0	0.0	
N of Valid	213	226	140	141	720	
N of Miss	0	0	0	0	0	

Table 181: If you used prescription drugs or over the counter drugs without a doctor telling you to use it or for the purpose of getting high, where did you get these drugs? -
Got from relative without permission



Response	6	8	10	12	Total	
No	100.0	99.6	100.0	100.0	99.9	
Yes	0.0	0.4	0.0	0.0	0.1	
N of Valid	213	226	140	141	720	
N of Miss	0	0	0	0	0	

Table 182: If you used prescription drugs or over the counter drugs without a doctor telling you to use it or for the purpose of getting high, where did you get these drugs? -
Got from friend's home with permission



Response	6	8	10	12	Total	
No	100.0	100.0	100.0	98.6	99.7	
Yes	0.0	0.0	0.0	1.4	0.3	
N of Valid	213	226	140	141	720	
N of Miss	0	0	0	0	0	

Table 183: If you used prescription drugs or over the counter drugs without a doctor telling you to use it or for the purpose of getting high, where did you get these drugs? -
Got from friend's home without permission



Response	6	8	10	12	Total	
No	99.5	99.1	100.0	100.0	99.6	
Yes	0.5	0.9	0.0	0.0	0.4	
N of Valid	213	226	140	141	720	
N of Miss	0	0	0	0	0	

Table 184: If you used prescription drugs or over the counter drugs without a doctor telling you to use it or for the purpose of getting high, where did you get these drugs? -
Got from friend at school



Response	6	8	10	12	Total	
No	100.0	99.1	100.0	97.9	99.3	
Yes	0.0	0.9	0.0	2.1	0.7	
N of Valid	213	226	140	141	720	
N of Miss	0	0	0	0	0	

Table 185: If you used prescription drugs or over the counter drugs without a doctor telling you to use it or for the purpose of getting high, where did you get these drugs? -
Got from friend at party



Response	6	8	10	12	Total	
No	100.0	98.2	100.0	100.0	99.4	
Yes	0.0	1.8	0.0	0.0	0.6	
N of Valid	213	226	140	141	720	
N of Miss	0	0	0	0	0	

Table 186: If you used prescription drugs or over the counter drugs without a doctor telling you to use it or for the purpose of getting high, where did you get these drugs? -
Got from friend, elsewhere



Response	6	8	10	12	Total	
No	100.0	98.7	100.0	99.3	99.4	
Yes	0.0	1.3	0.0	0.7	0.6	
N of Valid	213	226	140	141	720	
N of Miss	0	0	0	0	0	

Table 187: If you used prescription drugs or over the counter drugs without a doctor telling you to use it or for the purpose of getting high, where did you get these drugs? -
Got from internet sale


Response	6	8	10	12	Total	
No	100.0	100.0	100.0	100.0	100.0	
Yes	0.0	0.0	0.0	0.0	0.0	
N of Valid	213	226	140	141	720	
N of Miss	0	0	0	0	0	

Table 188: During the last month, about how many marijuana cigarettes, or the equivalent, did you smoke a day, on the average?








Response	6	8	10	12	Total	
None	99.5	98.0	85.6	91.6	94.9	
Less than 1 a day	0.5	0.5	4.8	3.4	1.9	
1 a day	0.0	0.0	3.2	0.0	0.6	
2-3 a day	0.0	1.5	4.0	0.8	1.4	
4-6 a day	0.0	0.0	0.8	1.7	0.5	
7-10 a day	0.0	0.0	0.0	0.8	0.2	
11 or more a day	0.0	0.0	1.6	1.7	0.6	
N of Valid	202	199	125	119	645	
N of Miss	11	27	15	22	75	

Table 189: How wrong do your friends feel it would be for YOU to: have one or two drinks of an alcoholic beverage nearly every day?





Response	6	8	10	12	Total	
Very wrong	75.1	62.8	46.8	47.1	60.5	
Wrong	16.2	24.6	18.3	26.1	21.1	
A little bit wrong	7.1	11.1	19.8	16.0	12.5	
Not at all wrong	1.5	1.5	15.1	10.9	5.9	
N of Valid	197	199	126	119	641	
N of Miss	16	27	14	22	79	

Table 190: How wrong do your friends feel it would be for YOU to: smoke tobacco?





Response	6	8	10	12	Total	
Very wrong	83.9	78.0	60.3	57.5	72.6	
Wrong	10.6	14.5	17.5	18.3	14.6	
A little bit wrong	3.5	5.0	11.9	13.3	7.4	
Not at all wrong	2.0	2.5	10.3	10.8	5.4	
N of Valid	199	200	126	120	645	
N of Miss	14	26	14	21	75	

Table 191: How wrong do your friends feel it would be for YOU to: smoke marijuana?





Response	6	8	10	12	Total	
Very wrong	86.4	75.3	46.8	47.1	67.9	
Wrong	9.0	14.1	11.9	14.3	12.1	
A little bit wrong	3.0	7.1	19.0	13.4	9.3	
Not at all wrong	1.5	3.5	22.2	25.2	10.6	
N of Valid	199	198	126	119	642	
N of Miss	14	28	14	22	78	

Table 192: How wrong do your friends feel it would be for YOU to: use prescription drugs not prescribed to you?





Response	6	8	10	12	Total	
Very wrong	87.4	75.6	72.2	70.0	77.5	
Wrong	11.1	19.3	10.3	15.8	14.4	
A little bit wrong	0.0	3.6	9.5	7.5	4.4	
Not at all wrong	1.5	1.5	7.9	6.7	3.7	
N of Valid	198	197	126	120	641	
N of Miss	15	29	14	21	79	

Table 193: How wrong would most adults (over 21) in your neighborhood think it is for kids your age: to use marijuana?





Response	6	8	10	12	Total	
Very wrong	82.7	80.2	61.6	61.3	73.8	
Wrong	14.3	15.2	21.6	21.0	17.3	
A little bit wrong	2.0	2.5	11.2	12.6	6.0	
Not at all wrong	1.0	2.0	5.6	5.0	3.0	
N of Valid	196	197	125	119	637	
N of Miss	17	29	15	22	83	

Table 194: How wrong would most adults (over 21) in your neighborhood think it is for kids your age: to drink alcohol?





Response	6	8	10	12	Total	
Very wrong	80.0	72.7	52.0	54.6	67.6	
Wrong	13.3	14.6	29.3	22.7	18.6	
A little bit wrong	5.1	8.6	16.3	16.8	10.6	
Not at all wrong	1.5	4.0	2.4	5.9	3.3	
N of Valid	195	198	123	119	635	
N of Miss	18	28	17	22	85	

Table 195: How wrong would most adults (over 21) in your neighborhood think it is for kids your age: to smoke cigarettes?

Response	6	8	10	12	Total	
Very wrong	82.5	79.1	65.0	61.3	74.1	
Wrong	13.9	13.8	23.6	23.5	17.6	
A little bit wrong	2.6	4.1	8.9	6.7	5.1	
Not at all wrong	1.0	3.1	2.4	8.4	3.3	
N of Valid	194	196	123	119	632	
N of Miss	19	30	17	22	88	

Table 196: How much do each of the following statements describe your neighborhood? crime and/or drug selling

Response	6	8	10	12	Total	
NO!	77.4	71.7	62.3	64.7	70.3	
no	15.9	21.2	23.8	26.1	21.0	
yes	5.6	6.6	11.5	8.4	7.6	
YES!	1.0	0.5	2.5	0.8	1.1	
N of Valid	195	198	122	119	634	
N of Miss	18	28	18	22	86	

Table 197: How much do each of the following statements describe your neighborhood? fights

Response	6	8	10	12	Total	
NO!	69.7	63.1	59.0	64.4	64.6	
no	16.9	27.3	30.3	27.1	24.6	
yes	10.8	7.1	9.0	8.5	8.8	
YES!	2.6	2.5	1.6	0.0	1.9	
N of Valid	195	198	122	118	633	
N of Miss	18	28	18	23	87	

Table 198: How much do each of the following statements describe your neighborhood? lots of empty or abandoned buildings

Response	6	8	10	12	Total	
NO!	67.7	65.8	65.3	66.1	66.3	
no	21.0	26.0	28.1	24.6	24.6	
yes	9.2	7.7	5.0	8.5	7.8	
YES!	2.1	0.5	1.7	0.8	1.3	
N of Valid	195	196	121	118	630	
N of Miss	18	30	19	23	90	

Table 199: How much do each of the following statements describe your neighborhood? lots of graffiti

Response	6	8	10	12	Total	
NO!	76.2	74.6	69.4	71.4	73.5	
no	19.0	23.8	26.4	27.7	23.6	
yes	3.2	1.0	2.5	0.8	1.9	
YES!	1.6	0.5	1.7	0.0	1.0	
N of Valid	189	193	121	119	622	
N of Miss	24	33	19	22	98	

Table 200: I feel safe in my neighborhood.

Response	6	8	10	12	Total	
NO!	5.6	6.1	8.1	9.2	6.9	
no	9.2	7.6	4.9	6.7	7.4	
yes	30.6	37.6	41.5	37.8	36.2	
YES!	54.6	48.7	45.5	46.2	49.4	
N of Valid	196	197	123	119	635	
N of Miss	17	29	17	22	85	

Table 201: If a kid smoked marijuana in your neighborhood would he or she be caught by the police?

Response	6	8	10	12	Total	
NO!	10.9	14.1	24.2	30.5	18.2	
no	27.5	37.7	40.8	37.3	35.0	
yes	30.6	24.1	25.0	21.2	25.7	
YES!	31.1	24.1	10.0	11.0	21.1	
N of Valid	193	191	120	118	622	
N of Miss	20	35	20	23	98	

Table 202: If a kid drank some beer, wine or hard liquor (for example, vodka, whiskey, or gin) in your neighborhood would he or she be caught by the police?

Response	6	8	10	12	Total	
NO!	12.6	16.8	26.1	33.6	20.4	
no	32.5	42.9	43.7	44.0	40.0	
yes	27.7	22.5	23.5	14.7	22.9	
YES!	27.2	17.8	6.7	7.8	16.7	
N of Valid	191	191	119	116	617	
N of Miss	22	35	21	25	103	

Table 203: If a kid carried a handgun in your neighborhood would he or she be caught by the police?

Response	6	8	10	12	Total	
NO!	10.9	14.2	17.6	28.4	16.5	
no	16.1	21.6	26.1	29.3	22.2	
yes	29.2	33.7	37.0	24.1	31.1	
YES!	43.8	30.5	19.3	18.1	30.1	
N of Valid	192	190	119	116	617	
N of Miss	21	36	21	25	103	

Table 204: If you wanted to get some cigarettes, how easy would it be for you to get some?





Response	6	8	10	12	Total	
Very hard	74.7	69.7	41.0	29.9	57.9	
Sort of hard	10.4	10.1	14.5	9.4	10.9	
Sort of easy	8.2	13.3	21.4	17.9	14.2	
Very easy	6.6	6.9	23.1	42.7	16.9	
N of Valid	182	188	117	117	604	
N of Miss	31	38	23	24	116	

Table 205: If you wanted to get some beer, wine or hard liquor (for example, vodka, whiskey, or gin), how easy would it be for you to get some?





Response	6	8	10	12	Total	
Very hard	72.4	58.1	29.8	23.9	50.3	
Sort of hard	13.8	15.1	15.8	15.4	14.9	
Sort of easy	8.3	15.6	24.6	18.8	15.7	
Very easy	5.5	11.3	29.8	41.9	19.1	
N of Valid	181	186	114	117	598	
N of Miss	32	40	26	24	122	

Table 206: If you wanted to get a drug like cocaine, LSD, or amphetamines, how easy would it be for you to get some?





Response	6	8	10	12	Total	
Very hard	95.0	90.3	70.7	56.9	81.4	
Sort of hard	2.8	6.5	14.7	20.7	9.7	
Sort of easy	2.2	1.6	9.5	10.3	5.0	
Very easy	0.0	1.6	5.2	12.1	3.8	
N of Valid	180	186	116	116	598	
N of Miss	33	40	24	25	122	

Table 207: If you wanted to get a handgun, how easy would it be for you to get one?





Response	6	8	10	12	Total	
Very hard	73.3	73.1	58.6	57.8	67.4	
Sort of hard	10.6	12.4	18.1	18.1	14.0	
Sort of easy	8.3	7.5	10.3	7.8	8.4	
Very easy	7.8	7.0	12.9	16.4	10.2	
N of Valid	180	186	116	116	598	
N of Miss	33	40	24	25	122	

Table 208: If you wanted to get some marijuana, how easy would it be for you to get some?





Response	6	8	10	12	Total	
Very hard	90.1	79.0	47.0	31.9	67.1	
Sort of hard	3.9	8.6	7.0	10.3	7.2	
Sort of easy	3.3	7.5	15.7	20.7	10.4	
Very easy	2.8	4.8	30.4	37.1	15.4	
N of Valid	181	186	115	116	598	
N of Miss	32	40	25	25	122	

Table 209: If you wanted to get prescription drugs for the purpose of getting high, how easy would it be for you to get some?





Response	6	8	10	12	Total	
Very hard	81.2	77.4	55.3	52.2	69.5	
Sort of hard	6.6	9.7	18.4	13.0	11.1	
Sort of easy	6.6	5.9	15.8	18.3	10.4	
Very easy	5.5	7.0	10.5	16.5	9.1	
N of Valid	181	186	114	115	596	
N of Miss	32	40	26	26	124	

Table 210: If you wanted to get synthetic marijuana such as K2 or chemical products such as bath salts to get high, how easy would it be for you to get some?


Response	6	8	10	12	Total	
Very hard	93.3	88.1	69.6	69.6	82.5	
Sort of hard	3.9	7.6	13.9	16.5	9.4	
Sort of easy	2.2	3.2	10.4	7.0	5.0	
Very easy	0.6	1.1	6.1	7.0	3.0	
N of Valid	180	185	115	115	595	
N of Miss	33	41	25	26	125	

Table 211: If you wanted to get steroids to use or to enhance athletic performance, how easy would it be for you to get some?


Response	6	8	10	12	Total	
Very hard	87.3	86.3	76.7	66.7	81.0	
Sort of hard	8.8	7.7	12.9	16.7	10.8	
Sort of easy	1.7	4.9	4.3	11.4	5.1	
Very easy	2.2	1.1	6.0	5.3	3.2	
N of Valid	181	183	116	114	594	
N of Miss	32	43	24	27	126	

Table 212: If you wanted to get e-cigarettes, e-cigars, or e-hookahs, how easy would it be for you to get some?


Response	6	8	10	12	Total	
Very hard	86.3	80.3	51.7	45.2	69.8	
Sort of hard	6.6	8.7	10.3	9.6	8.6	
Sort of easy	3.8	5.5	20.7	13.9	9.6	
Very easy	3.3	5.5	17.2	31.3	12.1	
N of Valid	182	183	116	115	596	
N of Miss	31	43	24	26	124	

Table 213: During the past 12 months, have you participated in any alcohol prevention programs or seen any alcohol prevention messages in your school or community? Yes, a school-based program focused on preventing underage drinking and/or drinking and driving.



Response	6	8	10	12	Total	
No	58.2	82.7	85.7	94.3	78.3	
Yes	41.8	17.3	14.3	5.7	21.7	
N of Valid	213	226	140	141	720	
N of Miss	0	0	0	0	0	

Table 214: During the past 12 months, have you participated in any alcohol prevention programs or seen any alcohol prevention messages in your school or community? Yes, a community-based program focused on preventing underage drinking and/or drinking and driving (for example, through your church or temple or through youth groups like Boys and Girls Club or 4-H).



Response	6	8	10	12	Total	
No	93.4	94.2	97.9	95.7	95.0	
Yes	6.6	5.8	2.1	4.3	5.0	
N of Valid	213	226	140	141	720	
N of Miss	0	0	0	0	0	

Table 215: During the past 12 months, have you participated in any alcohol prevention programs or seen any alcohol prevention messages in your school or community? Yes, a media campaign addressing underage drinking and/or drinking and driving (for example, newspaper ads, posters, pamphlets, radio, TV).



Response	6	8	10	12	Total	
No	87.8	85.4	95.0	93.6	89.6	
Yes	12.2	14.6	5.0	6.4	10.4	
N of Valid	213	226	140	141	720	
N of Miss	0	0	0	0	0	

Table 216: During the past 12 months, have you participated in any alcohol prevention programs or seen any alcohol prevention messages in your school or community? No



Response	6	8	10	12	Total	
No	61.5	46.9	36.4	34.8	46.8	
Yes	38.5	53.1	63.6	65.2	53.2	
N of Valid	213	226	140	141	720	
N of Miss	0	0	0	0	0	

Table 217: How wrong do your parents feel it would be for YOU to: have one or two drinks of an alcoholic beverage nearly every day?


Response	6	8	10	12	Total	
Very wrong	85.5	84.6	73.7	73.5	80.8	
Wrong	12.0	10.8	17.8	16.8	13.6	
A little bit wrong	1.5	4.1	6.8	5.3	4.0	
Not at all wrong	1.0	0.5	1.7	4.4	1.6	
N of Valid	200	195	118	113	626	
N of Miss	13	31	22	28	94	

Table 218: How wrong do your parents feel it would be for YOU to: smoke tobacco?


Response	6	8	10	12	Total	
Very wrong	95.0	92.3	87.1	79.6	89.9	
Wrong	4.0	5.6	6.9	9.7	6.1	
A little bit wrong	0.5	1.0	4.3	5.3	2.2	
Not at all wrong	0.5	1.0	1.7	5.3	1.8	
N of Valid	199	195	116	113	623	
N of Miss	14	31	24	28	97	

Table 219: How wrong do your parents feel it would be for YOU to: smoke marijuana?


Response	6	8	10	12	Total	
Very wrong	96.0	90.7	78.3	75.2	87.2	
Wrong	3.0	6.7	9.6	9.7	6.6	
A little bit wrong	0.5	1.6	6.1	9.7	3.6	
Not at all wrong	0.5	1.0	6.1	5.3	2.6	
N of Valid	198	193	115	113	619	
N of Miss	15	33	25	28	101	

Table 220: How wrong do your parents feel it would be for YOU to: use prescription drugs not prescribed to you?





Response	6	8	10	12	Total	
Very wrong	95.5	93.8	93.2	91.1	93.7	
Wrong	3.0	4.6	4.3	5.4	4.2	
A little bit wrong	1.0	1.0	0.9	0.0	0.8	
Not at all wrong	0.5	0.5	1.7	3.6	1.3	
N of Valid	199	195	117	112	623	
N of Miss	14	31	23	29	97	

Table 221: How wrong do your parents feel it would be for YOU to: steal something worth more than \$5?





Response	6	8	10	12	Total	
Very wrong	89.9	82.6	87.1	85.7	86.3	
Wrong	6.5	15.4	11.2	9.8	10.8	
A little bit wrong	3.0	1.5	0.0	1.8	1.8	
Not at all wrong	0.5	0.5	1.7	2.7	1.1	
N of Valid	199	195	116	112	622	
N of Miss	14	31	24	29	98	

Table 222: How wrong do your parents feel it would be for YOU to: draw graffiti, write things, or draw pictures on buildings or other property (without the owner's permission)?





Response	6	8	10	12	Total	
Very wrong	87.9	89.2	84.6	89.4	88.0	
Wrong	10.6	8.2	9.4	8.0	9.1	
A little bit wrong	1.5	2.1	2.6	0.9	1.8	
Not at all wrong	0.0	0.5	3.4	1.8	1.1	
N of Valid	198	195	117	113	623	
N of Miss	15	31	23	28	97	

Table 223: How wrong do your parents feel it would be for YOU to: pick a fight with someone?





Response	6	8	10	12	Total	
Very wrong	71.4	66.0	68.4	70.8	69.0	
Wrong	21.6	23.2	17.1	17.7	20.5	
A little bit wrong	5.5	9.3	11.1	7.1	8.0	
Not at all wrong	1.5	1.5	3.4	4.4	2.4	
N of Valid	199	194	117	113	623	
N of Miss	14	32	23	28	97	

Table 224: During the past 12 months, have you talked with at least one of your parents about the dangers of underage drinking and/or drinking and driving? By parents, we mean either your biological parents, adoptive parents, stepparents, or adult guardians - whether or not they live with you.



Response	6	8	10	12	Total	
No	45.1	48.2	55.0	63.4	51.2	
Yes	54.9	51.8	45.0	36.6	48.8	
N of Valid	193	191	109	112	605	
N of Miss	20	35	31	29	115	

Table 225: The rules in my family are clear.





Response	6	8	10	12	Total	
NO!	3.1	1.0	3.5	1.8	2.3	
no	4.2	5.2	7.1	11.6	6.4	
yes	28.8	38.5	48.7	37.5	37.2	
YES!	63.9	55.2	40.7	49.1	54.1	
N of Valid	191	192	113	112	608	
N of Miss	22	34	27	29	112	

Table 226: People in my family have serious arguments about the same things, and often insult or yell at each other.

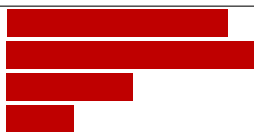



Response	6	8	10	12	Total	
NO!	44.6	32.3	19.6	32.1	33.8	
no	33.2	40.1	46.4	42.0	39.4	
yes	14.0	20.3	23.2	17.0	18.2	
YES!	8.3	7.3	10.7	8.9	8.5	
N of Valid	193	192	112	112	609	
N of Miss	20	34	28	29	111	

Table 227: When I am not at home, one of my parents knows where I am and who I am with.





Response	6	8	10	12	Total	
NO!	5.6	2.6	1.8	3.5	3.6	
no	3.6	4.2	7.0	6.2	4.9	
yes	26.4	37.5	45.6	41.6	36.2	
YES!	64.5	55.7	45.6	48.7	55.4	
N of Valid	197	192	114	113	616	
N of Miss	16	34	26	28	104	

Table 228: My family has clear rules about alcohol and drug use.

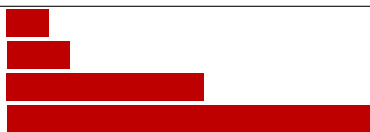



Response	6	8	10	12	Total	
NO!	7.2	3.1	3.6	2.7	4.4	
no	6.7	2.6	12.5	13.3	7.7	
yes	21.1	29.8	37.5	38.1	30.0	
YES!	64.9	64.4	46.4	46.0	57.9	
N of Valid	194	191	112	113	610	
N of Miss	19	35	28	28	110	

Table 229: If you skipped school would you be caught by your parents?

Response	6	8	10	12	Total	
NO!	5.7	3.7	4.5	9.7	5.6	
no	4.1	11.6	20.7	20.4	12.5	
yes	17.5	26.8	29.7	31.9	25.3	
YES!	72.7	57.9	45.0	38.1	56.6	
N of Valid	194	190	111	113	608	
N of Miss	19	36	29	28	112	

Table 230: My parents ask if I've gotten my homework done.

Response	6	8	10	12	Total	
NO!	3.1	2.1	5.4	6.3	3.8	
no	5.1	11.1	22.5	26.1	14.0	
yes	21.5	30.5	44.1	33.3	30.6	
YES!	70.3	56.3	27.9	34.2	51.6	
N of Valid	195	190	111	111	607	
N of Miss	18	36	29	30	113	

Table 231: Would your parents know if you did not come home on time?

Response	6	8	10	12	Total	
NO!	5.2	2.7	5.4	5.5	4.5	
no	5.8	11.3	8.9	12.7	9.3	
yes	21.5	31.2	37.5	35.5	30.1	
YES!	67.5	54.8	48.2	46.4	56.1	
N of Valid	191	186	112	110	599	
N of Miss	22	40	28	31	121	

Table 232: Do you know how to properly dispose of leftover prescription drugs?



Response	6	8	10	12	Total	
No	71.6	73.6	65.7	68.9	70.6	
Yes	28.4	26.4	34.3	31.1	29.4	
N of Valid	176	182	108	106	572	
N of Miss	37	44	32	35	148	

Table 233: Have any of your brothers or sisters ever: drunk beer, wine or hard liquor (for example, vodka, whiskey or gin)?




Response	6	8	10	12	Total	
No	79.7	72.7	49.6	50.5	66.5	
Yes	18.2	24.6	46.9	43.2	30.2	
I don't have any brothers or sisters	2.1	2.7	3.5	6.3	3.3	
N of Valid	192	187	113	111	603	
N of Miss	21	39	27	30	117	

Table 234: Have any of your brothers or sisters ever: smoked marijuana?




Response	6	8	10	12	Total	
No	92.3	87.8	68.1	64.2	81.4	
Yes	5.6	9.6	28.3	29.4	15.3	
I don't have any brothers or sisters	2.0	2.7	3.5	6.4	3.3	
N of Valid	196	188	113	109	606	
N of Miss	17	38	27	32	114	

Table 235: Have any of your brothers or sisters ever: smoked cigarettes?




Response	6	8	10	12	Total	
No	87.4	84.7	74.3	65.1	80.0	
Yes	10.5	12.6	22.1	28.4	16.6	
I don't have any brothers or sisters	2.1	2.7	3.5	6.4	3.4	
N of Valid	191	183	113	109	596	
N of Miss	22	43	27	32	124	

Table 236: Have any of your brothers or sisters ever: taken a handgun to school?




Response	6	8	10	12	Total	
No	97.4	97.3	95.6	94.5	96.5	
Yes	0.5	0.0	0.9	0.0	0.3	
I don't have any brothers or sisters	2.0	2.7	3.5	5.5	3.2	
N of Valid	196	183	113	110	602	
N of Miss	17	43	27	31	118	

Table 237: Have any of your brothers or sisters ever: been suspended or expelled from school?




Response	6	8	10	12	Total	
No	88.6	82.6	80.5	82.7	84.2	
Yes	9.3	14.7	15.9	10.9	12.5	
I don't have any brothers or sisters	2.1	2.7	3.5	6.4	3.3	
N of Valid	193	184	113	110	600	
N of Miss	20	42	27	31	120	

Table 238: Have any of your brothers or sisters ever: used e-cigarettes, e-cigars or e-hookahs?




Response	6	8	10	12	Total	
No	91.7	91.9	78.6	74.8	86.2	
Yes	6.2	5.4	17.9	18.9	10.5	
I don't have any brothers or sisters	2.1	2.7	3.6	6.3	3.3	
N of Valid	192	185	112	111	600	
N of Miss	21	41	28	30	120	

Table 239: Have any of your brothers or sisters ever: used prescription drugs not prescribed to him/her?




Response	6	8	10	12	Total	
No	95.8	93.5	90.2	82.7	91.6	
Yes	2.1	3.8	6.2	10.9	5.0	
I don't have any brothers or sisters	2.1	2.7	3.6	6.4	3.4	
N of Valid	189	184	112	110	595	
N of Miss	24	42	28	31	125	

Table 240: Have you changed homes in the past year (the last 12 months)?



Response	6	8	10	12	Total	
No	75.6	74.9	81.1	86.7	78.5	
Yes	24.4	25.1	18.9	13.3	21.5	
N of Valid	197	187	111	113	608	
N of Miss	16	39	29	28	112	

Table 241: How many times have you changed homes since kindergarten?






Response	6	8	10	12	Total	
Never	34.8	33.2	29.1	38.1	33.9	
1 or 2 times	32.8	38.0	29.1	31.0	33.4	
3 or 4 times	23.2	16.0	27.3	15.9	20.4	
5 or 6 times	7.1	7.0	5.5	7.1	6.7	
7 or more times	2.0	5.9	9.1	8.0	5.6	
N of Valid	198	187	110	113	608	
N of Miss	15	39	30	28	112	

Table 242: Have you changed schools (including changing from elementary to middle and middle to high school) in the past year?



Response	6	8	10	12	Total	
No	67.9	64.3	55.9	85.8	68.0	
Yes	32.1	35.7	44.1	14.2	32.0	
N of Valid	190	182	111	113	596	
N of Miss	23	44	29	28	124	

Table 243: How many times have you changed schools since kindergarten (including changing from elementary to middle and middle to high school)?






Response	6	8	10	12	Total	
Never	29.4	35.7	38.7	40.5	35.1	
1 or 2 times	41.8	16.8	15.3	19.8	25.1	
3 or 4 times	19.6	36.8	27.0	17.1	25.8	
5 or 6 times	7.2	4.9	10.8	18.0	9.2	
7 or more times	2.1	5.9	8.1	4.5	4.8	
N of Valid	194	185	111	111	601	
N of Miss	19	41	29	30	119	

Table 244: Has anyone in your family ever had severe alcohol or drug problems?



Response	6	8	10	12	Total	
No	67.0	78.3	60.9	64.0	68.8	
Yes	33.0	21.7	39.1	36.0	31.2	
N of Valid	194	184	110	111	599	
N of Miss	19	42	30	30	121	

Table 245: About how many adults (over 21) have you known personally who in the past year have: used marijuana, crack, cocaine, or other drugs?






Response	6	8	10	12	Total	
0	80.5	76.1	52.3	62.4	70.6	
1	8.2	9.2	17.1	11.0	10.7	
2	5.1	8.2	7.2	11.0	7.5	
3-4	3.6	3.8	9.9	5.5	5.2	
5	2.6	2.7	13.5	10.1	6.0	
N of Valid	195	184	111	109	599	
N of Miss	18	42	29	32	121	

Table 246: About how many adults (over 21) have you known personally who in the past year have: sold or dealt drugs?






Response	6	8	10	12	Total	
0	90.7	85.6	65.8	72.5	81.2	
1	6.7	7.2	9.9	15.6	9.1	
2	1.0	2.8	9.9	5.5	4.0	
3-4	1.5	1.7	4.5	1.8	2.2	
5	0.0	2.8	9.9	4.6	3.5	
N of Valid	194	181	111	109	595	
N of Miss	19	45	29	32	125	

Table 247: About how many adults (over 21) have you known personally who in the past year have: done other things that could get them in trouble with the police, like stealing, selling stolen goods, mugging or assaulting others, etc.?






Response	6	8	10	12	Total	
0	85.1	84.4	68.5	77.1	80.3	
1	8.8	9.5	11.7	8.3	9.4	
2	3.1	2.8	4.5	5.5	3.7	
3-4	0.5	1.7	4.5	5.5	2.5	
5	2.6	1.7	10.8	3.7	4.0	
N of Valid	194	179	111	109	593	
N of Miss	19	47	29	32	127	

Table 248: About how many adults (over 21) have you known personally who in the past year have: gotten drunk or high?






Response	6	8	10	12	Total	
0	60.3	53.9	33.6	39.8	49.7	
1	18.0	19.4	17.3	20.4	18.8	
2	8.8	8.9	10.9	13.0	10.0	
3-4	5.2	9.4	16.4	7.4	9.0	
5	7.7	8.3	21.8	19.4	12.7	
N of Valid	194	180	110	108	592	
N of Miss	19	46	30	33	128	

Table 249: Have you seen or heard information about underage drinking in the past 12 months from the following sources? Radio



Response	6	8	10	12	Total	
No	72.5	73.0	73.2	67.9	71.9	
Yes	27.5	27.0	26.8	32.1	28.1	
N of Valid	200	189	112	112	613	
N of Miss	13	37	28	29	107	

Table 250: Have you seen or heard information about underage drinking in the past 12 months from the following sources? TV.



Response	6	8	10	12	Total	
No	33.8	40.2	42.3	44.1	39.3	
Yes	66.2	59.8	57.7	55.9	60.7	
N of Valid	195	189	111	111	606	
N of Miss	18	37	29	30	114	

Table 251: Have you seen or heard information about underage drinking in the past 12 months from the following sources? Print. This includes information on underage drinking you may have seen in the newspaper, on a billboard, in pamphlets, on stickers, etc.



Response	6	8	10	12	Total	
No	54.0	55.4	51.4	57.7	54.6	
Yes	46.0	44.6	48.6	42.3	45.4	
N of Valid	198	186	111	111	606	
N of Miss	15	40	29	30	114	

Table 252: Have you seen or heard information about underage drinking in the past 12 months from the following sources? Website or social media? (Facebook, Myspace, website, etc.)



Response	6	8	10	12	Total	
No	47.0	42.8	44.1	47.3	45.2	
Yes	53.0	57.2	55.9	52.7	54.8	
N of Valid	198	187	111	110	606	
N of Miss	15	39	29	31	114	

Table 253: The next questions ask about your opinions of the information you saw or heard. If you have seen or heard more than one ad, please think about your favorite ad when answering these questions. The information about underage drinking that I saw or heard was convincing.






Response	6	8	10	12	Total	
NO!	24.6	15.1	19.3	23.4	20.4	
no	4.8	16.8	20.2	17.1	13.7	
yes	18.2	30.8	29.4	31.5	26.7	
YES!	25.1	14.1	11.9	13.5	17.1	
I have not seen or heard any ads about underage drinking in the past 12 months.	27.3	23.2	19.3	14.4	22.1	
N of Valid	187	185	109	111	592	
N of Miss	26	41	31	30	128	

Table 254: The next questions ask about your opinions of the information you saw or heard. If you have seen or heard more than one ad, please think about your favorite ad when answering these questions. The information about underage drinking that I saw or heard grabbed my attention.






Response	6	8	10	12	Total	
NO!	24.3	13.0	22.2	23.6	20.3	
no	10.6	22.2	24.1	20.0	18.4	
yes	16.9	25.9	25.0	27.3	23.1	
YES!	20.1	17.3	8.3	14.5	16.0	
I have not seen or heard any ads about underage drinking in the past 12 months.	28.0	21.6	20.4	14.5	22.1	
N of Valid	189	185	108	110	592	
N of Miss	24	41	32	31	128	

Table 255: The next questions ask about your opinions of the information you saw or heard. If you have seen or heard more than one ad, please think about your favorite ad when answering these questions. The information about underage drinking that I saw or heard said something important to me.






Response	6	8	10	12	Total	
NO!	20.6	13.0	22.0	21.8	18.8	
no	10.6	19.6	22.0	25.5	18.2	
yes	17.5	26.1	26.6	24.5	23.1	
YES!	25.9	17.4	9.2	12.7	17.7	
I have not seen or heard any ads about underage drinking in the past 12 months.	25.4	23.9	20.2	15.5	22.1	
N of Valid	189	184	109	110	592	
N of Miss	24	42	31	31	128	

Table 256: The next questions ask about your opinions of the information you saw or heard. If you have seen or heard more than one ad, please think about your favorite ad when answering these questions. Seeing or hearing this information about underage drinking made me want to stop or decrease my drinking.










Response	6	8	10	12	Total	
NO!	20.1	12.1	23.8	27.3	19.7	
no	1.8	12.1	19.0	19.1	11.6	
yes	4.7	16.7	21.0	22.7	15.1	
YES!	27.2	21.8	10.5	11.8	19.4	
I have not seen or heard any ads about underage drinking in the past 12 months.	46.2	37.4	25.7	19.1	34.2	
N of Valid	169	174	105	110	558	
N of Miss	44	52	35	31	162	

Table 257: How honest were you in filling out this survey?

Response	6	8	10	12	Total	
I was very honest	89.5	78.4	73.4	70.2	79.6	
I was honest pretty much of the time	8.5	18.4	21.1	23.7	16.6	
I was honest some of the time	1.5	2.6	5.5	5.3	3.3	
I was honest once in a while	0.5	0.5	0.0	0.9	0.5	
I was not honest at all	0.0	0.0	0.0	0.0	0.0	
N of Valid	200	190	109	114	613	
N of Miss	13	36	31	27	107	