

2013 APNA

Arkansas Prevention Needs Assessment Student Survey



Johnson County Tables

Arkansas Department of Human Services
Division of Behavioral Health Services
Prevention Services

Conducted by International Survey Associates dba Pride Surveys

Contents

1	INTRODUCTION	10
2	PERCENTAGE TABLES	15

List of Tables

1	Sex	16
2	Age	16
3	Are you Hispanic or Latino?	16
4	What is your race? Black or African American	17
5	What is your race? Asian	17
6	What is your race? American Indian	17
7	What is your race? Alaska Native	17
8	What is your race? White	18
9	What is your race? Native Hawaiian or Other Pacific Islander	18
10	What is your race? Other	18
11	What is the highest level of schooling completed by your mother or father?	19
12	Think of where you live most of the time. Which of the following people live there with you? Mother	19
13	Think of where you live most of the time. Which of the following people live there with you? Stepmother	19
14	Think of where you live most of the time. Which of the following people live there with you? Foster Mother	20
15	Think of where you live most of the time. Which of the following people live there with you? Grandmother	20
16	Think of where you live most of the time. Which of the following people live there with you? Aunt	20
17	Think of where you live most of the time. Which of the following people live there with you? Father	20
18	Think of where you live most of the time. Which of the following people live there with you? Stepfather	21
19	Think of where you live most of the time. Which of the following people live there with you? Foster Father	21
20	Think of where you live most of the time. Which of the following people live there with you? Grandfather	21
21	Think of where you live most of the time. Which of the following people live there with you? Uncle	21
22	Think of where you live most of the time. Which of the following people live there with you? Other Adults	22
23	Think of where you live most of the time. Which of the following people live there with you? Brother(s)	22
24	Think of where you live most of the time. Which of the following people live there with you? Stepbrother(s)	22
25	Think of where you live most of the time. Which of the following people live there with you? Sister(s)	22
26	Think of where you live most of the time. Which of the following people live there with you? Stepsister(s)	23

27	Think of where you live most of the time. Which of the following people live there with you? Other Children	23
28	In my school, students have lots of chances to help decide things like class activities and rules.	23
29	Teachers ask me to work on special classroom projects.	23
30	My teacher(s) notices when I am doing a good job and lets me know about it.	24
31	There are lots of chances for students in my school to get involved in sports, clubs, and other school activities outside of class.	24
32	There are lots of chances for students in my school to talk with a teacher one-on-one.	24
33	I feel safe at my school.	25
34	The school lets my parents know when I have done something well.	25
35	My teachers praise me when I work hard in school.	25
36	Are your school grades better than the grades of most students in your class?	26
37	I have lots of chances to be part of class discussions or activities.	26
38	Now thinking back over the past year in school, how often did you: enjoy being in school?	26
39	Now thinking back over the past year in school, how often did you: hate being in school?	27
40	Now thinking back over the past year in school, how often did you: try to do your best work in school?	27
41	How often do you feel that the school work you are assigned is meaningful and important?	27
42	Putting them all together, what were your grades like last year?	28
43	How important do you think the things you are learning in school are going to be for your later life?	28
44	How interesting are most of your courses to you?	28
45	During the LAST FOUR WEEKS how many whole days of school have you missed because you skipped or 'cut'?	29
46	What are the chances you would be seen as cool if you: smoked cigarettes?	29
47	What are the chances you would be seen as cool if you: worked hard at school?	29
48	What are the chances you would be seen as cool if you: began drinking alcoholic beverages regularly, that is, at least once or twice a month?	30
49	What are the chances you would be seen as cool if you: defended someone who was being verbally abused at school?	30
50	What are the chances you would be seen as cool if you: smoked marijuana?	30
51	What are the chances you would be seen as cool if you: carried a handgun?	31

52	Think of your four best friends (the friends you feel closest to). In the past year (12 months), how many of your best friends have: participated in clubs, organizations or activities at school?	31
53	Think of your four best friends (the friends you feel closest to). In the past year (12 months), how many of your best friends have: smoked cigarettes?	31
54	Think of your four best friends (the friends you feel closest to). In the past year (12 months), how many of your best friends have: tried beer, wine or hard liquor (for example, vodka, whiskey, or gin) when their parents didn't know about it?	32
55	Think of your four best friends (the friends you feel closest to). In the past year (12 months), how many of your best friends have: made a commitment to stay drug-free?	32
56	Think of your four best friends (the friends you feel closest to). In the past year (12 months), how many of your best friends have: used marijuana?	32
57	Think of your four best friends (the friends you feel closest to). In the past year (12 months), how many of your best friends have: used prescription drugs or non-prescription drugs for the purposes of getting high?	33
58	Think of your four best friends (the friends you feel closest to). In the past year (12 months), how many of your best friends have: used synthetic marijuana (K2, spice) or bath salts?	33
59	Think of your four best friends (the friends you feel closest to). In the past year (12 months), how many of your best friends have: used LSD, cocaine, amphetamines, or other illegal drugs?	33
60	Think of your four best friends (the friends you feel closest to). In the past year (12 months), how many of your best friends have: tried to do well in school?	34
61	Think of your four best friends (the friends you feel closest to). In the past year (12 months), how many of your best friends have: been suspended from school?	34
62	Think of your four best friends (the friends you feel closest to). In the past year (12 months), how many of your best friends have: liked school?	34
63	Think of your four best friends (the friends you feel closest to). In the past year (12 months), how many of your best friends have: carried a handgun?	35
64	Think of your four best friends (the friends you feel closest to). In the past year (12 months), how many of your best friends have: sold illegal drugs?	35
65	Think of your four best friends (the friends you feel closest to). In the past year (12 months), how many of your best friends have: regularly attended religious services?	35

66	Think of your four best friends (the friends you feel closest to). In the past year (12 months), how many of your best friends have: stolen or tried to steal a motor vehicle such as a car or motorcycle?	36
67	Think of your four best friends (the friends you feel closest to). In the past year (12 months), how many of your best friends have: been arrested?	36
68	Think of your four best friends (the friends you feel closest to). In the past year (12 months), how many of your best friends have: dropped out of school?	36
69	Think of your four best friends (the friends you feel closest to). In the past year (12 months), how many of your best friends have: been members of a gang?	37
70	How old were you when you first: smoked marijuana?	37
71	How old were you when you first: smoked a cigarette, even just a puff?	38
72	How old were you when you first: had more than a sip or two of beer, wine or hard liquor (for example, vodka, whiskey, or gin)?	38
73	How old were you when you first: began drinking alcoholic beverages regularly, that is, at least once or twice a month?	39
74	How old were you when you first: used Daztrex?	39
75	How old were you when you first: got suspended from school?	40
76	How old were you when you first: got arrested?	40
77	How old were you when you first: carried a handgun?	41
78	How old were you when you first: attacked someone with the idea of seriously hurting them?	41
79	How old were you when you first: belonged to a gang?	42
80	How wrong do you think it is for someone your age to: take a handgun to school?	42
81	How wrong do you think it is for someone your age to: steal anything worth more than \$5?	42
82	How wrong do you think it is for someone your age to: pick a fight with someone?	43
83	How wrong do you think it is for someone your age to: attack someone with the idea of seriously hurting them?	43
84	How wrong do you think it is for someone your age to: stay away from school all day when their parents think they are at school?	43
85	How wrong do you think it is for someone your age to: drink beer, wine or hard liquor (for example, vodka, whiskey, or gin) regularly?	44
86	How wrong do you think it is for someone your age to: smoke cigarettes?	44
87	How wrong do you think it is for someone your age to: smoke marijuana?	44
88	How wrong do you think it is for someone your age to: use prescription drugs or non-prescription drugs for the purpose of getting high?	45

89	How wrong do you think it is for someone your age to: use synthetic marijuana (K2, spice) or bath salts?	45
90	How wrong do you think it is for someone your age to: use LSD, cocaine, amphetamines or another illegal drug?	45
91	At school during the past 12 months, did you receive help from the resource teacher, speech therapist or other special education teacher?	46
92	How many times in the past year (12 months) have you: been suspended from school?	46
93	How many times in the past year (12 months) have you: carried a handgun?	46
94	How many times in the past year (12 months) have you: sold illegal drugs?	47
95	How many times in the past year (12 months) have you: stolen or tried to steal a motor vehicle such as a car or motorcycle?	47
96	How many times in the past year (12 months) have you: participated in clubs, organizations or activities at school?	48
97	How many times in the past year (12 months) have you: been arrested?	48
98	How many times in the past year (12 months) have you: attacked someone with the idea of seriously hurting them?	49
99	How many times in the past year (12 months) have you: been drunk or high at school?	49
100	How many times in the past year (12 months) have you: taken a handgun to school?	50
101	Are you currently on probation, or assigned a probation officer with Juvenile Court?	50
102	Have you ever belonged to a gang?	50
103	If you have ever belonged to a gang, did that gang have a name?	51
104	You are at a party at someone's house, and one of your friends offers you a drink containing alcohol. What would you say or do?	51
105	How often do you attend religious services or activities?	51
106	I think sometimes it's okay to cheat at school.	52
107	It is important to think before you act.	52
108	Sometimes I think that life is not worth it.	52
109	At times I think I am no good at all.	53
110	All in all, I am inclined to think that I am a failure.	53
111	In the past year, have you felt depressed or sad MOST days, even if you felt okay sometimes?	53
112	It is all right to beat up people if they start the fight.	54
113	I think it is okay to take something without asking if you can get away with it.	54
114	Where do you get the most information about living a drug and alcohol free life? Parents/guardians	54
115	Where do you get the most information about living a drug and alcohol free life? Friends	55

116	Where do you get the most information about living a drug and alcohol free life? Family members	55
117	Where do you get the most information about living a drug and alcohol free life? School	55
118	Where do you get the most information about living a drug and alcohol free life? Internet	56
119	Where do you get the most information about living a drug and alcohol free life? TV	56
120	Where do you get the most information about living a drug and alcohol free life? Social media	56
121	How much do you think people risk harming themselves (physically or in other ways) if they: smoked one or more packs of cigarettes per day?	57
122	How much do you think people risk harming themselves (physically or in other ways) if they: try marijuana once or twice?	57
123	How much do you think people risk harming themselves (physically or in other ways) if they: smoke marijuana once or twice a week?	57
124	How much do you think people risk harming themselves (physically or in other ways) if they: take one or two drinks of an alcoholic beverage (beer, wine, liquor) nearly every day?	58
125	How much do you think people risk harming themselves (physically or in other ways) if they: have five or more drinks of an alcoholic beverage once or twice each weekend?	58
126	How much do you think people risk harming themselves (physically or in other ways) if they: use prescription drugs that are not prescribed to them?	58
127	How much do you think people risk harming themselves (physically or in other ways) if they: use non-prescription drugs to get high?	59
128	Have you ever used smokeless tobacco (chew, snuff, plug, dipping tobacco, or chewing tobacco)?	59
129	How often have you taken smokeless tobacco during the past 30 days?	59
130	Have you ever smoked cigarettes?	60
131	How frequently have you smoked cigarettes during the past 30 days?	60
132	Which statement best describes rules about smoking inside your home?	60
133	Which statement best describes rules about smoking in your family cars?	61
134	During this school year, were you taught in any of your classes about the dangers of tobacco use?	61
135	During the past 12 months, have you participated in any community activities to discourage people your age from using cigarettes, chewing tobacco, snuff, dip or cigars?	61
136	Think back over the last two weeks. How many times have you had five or more alcoholic drinks in a row?	62

137	During the past 30 days, how many times did you ride in a car or other vehicle driven by someone who had been drinking alcohol or using drugs to get high?	62
138	During the past 30 days, how many times did you drive a car or other vehicle when you had been drinking alcohol or using drugs to get high?	62
139	If you drank alcohol (not just a sip or taste) in the past year, how did you usually get it?	63
140	If you drank alcohol (not just a sip or taste) in the past year, where did you usually drink it?	63
141	How do you feel about someone your age having one or two drinks of an alcoholic beverage nearly every day?	64
142	On how many occasions have you had alcoholic beverages (beer, wine or hard liquor) to drink in your lifetime - more than just a few sips?	64
143	On how many occasions have you drunk one of more drinks of an alcoholic beverage during the past 30 days?	64
144	On how many occasions have you used marijuana (grass, pot) or hashish (hash, hash oil) in your lifetime?	65
145	On how many occasions have you used marijuana (grass, pot) or hashish (hash, hash oil) during the past 30 days?	65
146	On how many occasions have you used LSD or other psychedelics in your lifetime?	65
147	On how many occasions have you used LSD or other psychedelics during the past 30 days?	66
148	On how many occasions have you used cocaine or crack in your lifetime?	66
149	On how many occasions have you used cocaine or crack during the past 30 days?	66
150	On how many occasions have you sniffed glue, breathed the contents of an aerosol spray can, or inhaled other gases or sprays, in order to get high in your lifetime?	67
151	On how many occasions have you sniffed glue, breathed the contents of an aerosol spray can, or inhaled other gases or sprays, in order to get high during the past 30 days?	67
152	On how many occasions have you used Daztrex in your lifetime?	68
153	On how many occasions have you used Daztrex during the past 30 days?	68
154	On how many occasions have you used synthetic marijuana in your lifetime?	68
155	On how many occasions have you used synthetic marijuana during the past 30 days?	69
156	On how many occasions have you used methamphetamines (meth, speed, crank, crystal meth) in your lifetime?	69

157	On how many occasions have you used methamphetamines (meth, speed, crank, crystal meth) in the past 30 days?	69
158	On how many occasions have you used other chemical products (bath salts, plant food, etc.) in your lifetime?	70
159	On how many occasions have you used other chemical products (bath salts, plant food, etc.) during the past 30 days?	70
160	On how many occasions have you used heroin or other opiates in your lifetime?	70
161	On how many occasions have you used heroin or other opiates during the past 30 days?	71
162	On how many occasions have you used MDMA ('X', 'E', or ecstasy) in your lifetime?	71
163	On how many occasions have you used MDMA ('X', 'E', or ecstasy) during the past 30 days?	71
164	On how many occasions have you taken prescription drugs (such as Valium, Xanax, Ritalin, Adderall, OxyContin, Darvocet, or sleeping pills) not prescribed to you in your lifetime?	72
165	On how many occasions have you taken prescription drugs (such as Valium, Xanax, Ritalin, Adderall, OxyContin, Darvocet, or sleeping pills) not prescribed to you during the past 30 days?	72
166	On how many occasions have you taken non-prescription medicines such as diet pills (for example, Dietac, Dexatrim or Prolamine), stay-awake pills (for example No-Doz, Vivarin, or Wake), or cough or cold medicines (robos, DXM, etc.) to get high in your lifetime?	73
167	On how many occasions have you taken non-prescription medicines such as diet pills (for example, Dietac, Dexatrim or Prolamine), stay-awake pills (for example No-Doz, Vivarin, or Wake), or cough or cold medicines (robos, DXM, etc.) to get high during the past 30 days?	73
168	On how many occasions have you been drunk or very high from drinking alcoholic beverages during the past 30 days?	74
169	On how many occasions have you drunk flavored alcoholic beverages, sometimes called 'alcopops' (like Mike's Hard Lemonade, Smirnoff Ice, Bacardi Breezers, etc.) in your lifetime?	74
170	On how many occasions have you drunk flavored alcoholic beverages, sometimes called 'alcopops' (like Mike's Hard Lemonade, Smirnoff Ice, Bacardi Breezers, etc.) during the past 30 days?	75
171	If you used prescription drugs or over the counter drugs without a doctor telling you to use it or for the purpose of getting high, where did you get these drugs?	75
172	During the last month, about how many marijuana cigarettes, or the equivalent, did you smoke a day, on the average?	76
173	How wrong do your friends feel it would be for YOU to: drink alcohol?	76
174	How wrong do your friends feel it would be for YOU to: smoke tobacco?	76

175	How wrong do your friends feel it would be for YOU to: smoke marijuana?	77
176	How wrong do your friends feel it would be for YOU to: use prescription drugs not prescribed to you	77
177	How wrong would most adults (over 21) in your neighborhood think it is for kids your age: to use marijuana?	77
178	How wrong would most adults (over 21) in your neighborhood think it is for kids your age: to drink alcohol?	78
179	How wrong would most adults (over 21) in your neighborhood think it is for kids your age: to smoke cigarettes?	78
180	How much do each of the following statements describe your neighborhood? crime and/or drug selling	78
181	How much do each of the following statements describe your neighborhood? fights	79
182	How much do each of the following statements describe your neighborhood? lots of empty or abandoned buildings	79
183	How much do each of the following statements describe your neighborhood? lots of graffiti	79
184	I feel safe in my neighborhood.	80
185	If a kid smoked marijuana in your neighborhood would he or she be caught by the police?	80
186	If a kid drank some beer, wine or hard liquor (for example, vodka, whiskey, or gin) in your neighborhood would he or she be caught by the police?	80
187	If a kid carried a handgun in your neighborhood would he or she be caught by the police?	81
188	If you wanted to get some cigarettes, how easy would it be for you to get some?	81
189	If you wanted to get some beer, wine or hard liquor (for example, vodka, whiskey, or gin), how easy would it be for you to get some?	81
190	If you wanted to get a drug like cocaine, LSD, or amphetamines, how easy would it be for you to get some?	82
191	If you wanted to get a handgun, how easy would it be for you to get one?	82
192	If you wanted to get some marijuana, how easy would it be for you to get some?	82
193	If you wanted to get prescription drugs for the purpose of getting high, how easy would it be for you to get some?	83
194	If you wanted to get synthetic marijuana such as K2 or chemical products such as bath salts to get high, how easy would it be for you to get some?	83
195	If you wanted to get steroids to enhance athletic performance, how easy would it be for you to get some?	83

196	During the past 12 months, have you participated in any alcohol prevention programs or seen any alcohol prevention messages in your school or community? Yes, a school-based program focused on preventing underage drinking and/or drinking and driving. . . .	84
197	During the past 12 months, have you participated in any alcohol prevention programs or seen any alcohol prevention messages in your school or community? Yes, a community-based program focused on preventing underage drinking and/or drinking and driving (for example, through your church or temple or through youth groups like Boys and Girls Club or 4-H). . . .	84
198	During the past 12 months, have you participated in any alcohol prevention programs or seen any alcohol prevention messages in your school or community? Yes, a media campaign addressing underage drinking and/or drinking and driving (for example, newspaper ads, posters, pamphlets, radio, TV). . . .	84
199	During the past 12 months, have you participated in any alcohol prevention programs or seen any alcohol prevention messages in your school or community? No	84
200	How wrong do your parents feel it would be for YOU to: drink beer, wine or hard liquor (for example, vodka, whiskey or gin) regularly? .	85
201	How wrong do your parents feel it would be for YOU to: smoke tobacco?	85
202	How wrong do your parents feel it would be for YOU to: smoke marijuana?	85
203	How wrong do your parents feel it would be for YOU to: use prescription drugs not prescribed to you?	86
204	How wrong do your parents feel it would be for YOU to: steal something worth more than \$5?	86
205	How wrong do your parents feel it would be for YOU to: draw graffiti, write things, or draw pictures on buildings or other property (without the owner's permission)?	86
206	How wrong do your parents feel it would be for YOU to: pick a fight with someone?	87
207	During the past 12 months, have you talked with at least one of your parents about the dangers of underage drinking and/or drinking and driving? By parents, we mean either your biological parents, adoptive parents, stepparents, or adult guardians - whether or not they live with you. . . .	87
208	The rules in my family are clear. . . .	87
209	People in my family often insult or yell at each other. . . .	88
210	When I am not at home, one of my parents knows where I am and who I am with. . . .	88
211	We argue about the same things in my family over and over. . . .	88

212	If you drank some beer or wine or liquor (for example, vodka, whiskey, or gin) without your parents' permission, would you be caught by your parents?	89
213	My family has clear rules about alcohol and drug use. . . .	89
214	If you carried a handgun without your parents' permission, would you be caught by your parents?	89
215	If you skipped school would you be caught by your parents?	90
216	My parents ask if I've gotten my homework done. . . .	90
217	People in my family have serious arguments. . . .	90
218	Would your parents know if you did not come home on time?	91
219	Have any of your brothers or sisters ever: drunk beer, wine or hard liquor (for example, vodka, whiskey or gin)?	91
220	Have any of your brothers or sisters ever: smoked marijuana?	91
221	Have any of your brothers or sisters ever: smoked cigarettes?	91
222	Have any of your brothers or sisters ever: taken a handgun to school? .	92
223	Have any of your brothers or sisters ever: been suspended or expelled from school?	92
224	Have you changed homes in the past year (the last 12 months)? . . .	92
225	How many times have you changed homes since kindergarten?	92
226	Have you changed schools (including changing from elementary to middle and middle to high school) in the past year?	93
227	How many times have you changed schools since kindergarten (including changing from elementary to middle and middle to high school)?	93
228	Has anyone in your family ever had severe alcohol or drug problems? .	93
229	About how many adults (over 21) have you known personally who in the past year have: used marijuana, crack, cocaine, or other drugs? .	94
230	About how many adults (over 21) have you known personally who in the past year have: sold or dealt drugs?	94
231	About how many adults (over 21) have you known personally who in the past year have: done other things that could get them in trouble with the police, like stealing, selling stolen goods, mugging or assaulting others, etc.?	94
232	About how many adults (over 21) have you known personally who in the past year have: gotten drunk or high?	95
233	Have you seen or heard information about underage drinking in the past 12 months from the following sources? Radio	95
234	Have you seen or heard information about underage drinking in the past 12 months from the following sources? TV. . . .	95
235	Have you seen or heard information about underage drinking in the past 12 months from the following sources? Print. This includes information on underage drinking you may have seen in the newspaper, on a billboard, in pamphlets, on stickers, etc. . . .	95

236	Have you seen or heard information about underage drinking in the past 12 months from the following sources? Website or social media? (Facebook, Myspace, website, etc.)	96
237	The next questions ask about your opinions of the information you saw or heard. If you have seen or heard more than one ad, please think about your favorite ad when answering these questions. The information about underage drinking that I saw or heard was convincing.	96
238	The next questions ask about your opinions of the information you saw or heard. If you have seen or heard more than one ad, please think about your favorite ad when answering these questions. The information about underage drinking that I saw or heard grabbed my attention.	96
239	The next questions ask about your opinions of the information you saw or heard. If you have seen or heard more than one ad, please think about your favorite ad when answering these questions. The information about underage drinking that I saw or heard said something important to me.	97
240	The next questions ask about your opinions of the information you saw or heard. If you have seen or heard more than one ad, please think about your favorite ad when answering these questions. Seeing or hearing this information about underage drinking made me want to stop or decrease my drinking.	97
241	How honest were you in filling out this survey?	97

List of Figures

1	Grade Chart	11
2	Gender Chart	12
3	Age Chart	13
4	Ethnic Origin Chart	14

1 INTRODUCTION

This report was generated from data collected on the *2013 Arkansas Prevention Needs Assessment Student Survey*. This report contains basic frequency tables of all data collected and graphs on the selected demographic variables of grade, gender, age and ethnic origin. The graph on ethnic origin is represented as a bar chart rather than as a pie chart. This is because students were allowed to mark more than one response for ethnic origin as opposed to being allowed to mark only one response. The bars represent the percent of students who marked each of the ethnic categories.

Questions regarding the information found in this report can be directed to:

Pride Surveys

160 Vanderbilt Court
Bowling Green, KY 42103
1-800-279-6361
www.pridesurveys.com

Grade Chart

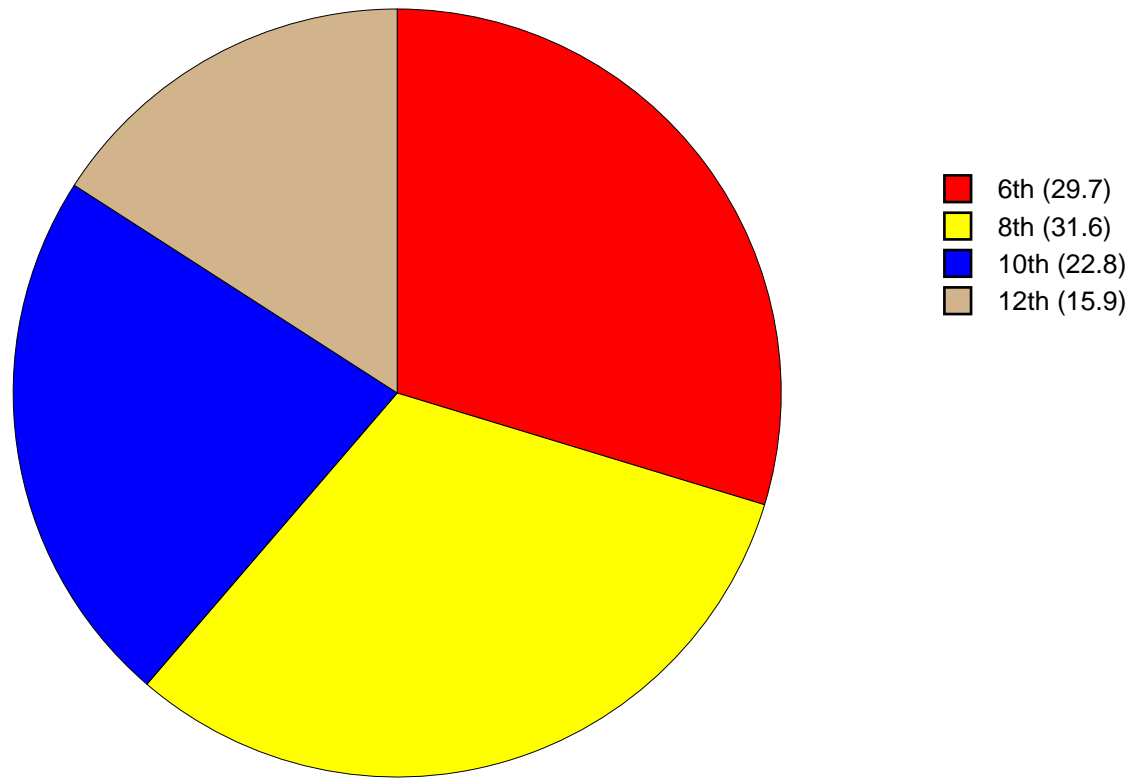


Figure 1: Grade Chart

Gender Chart

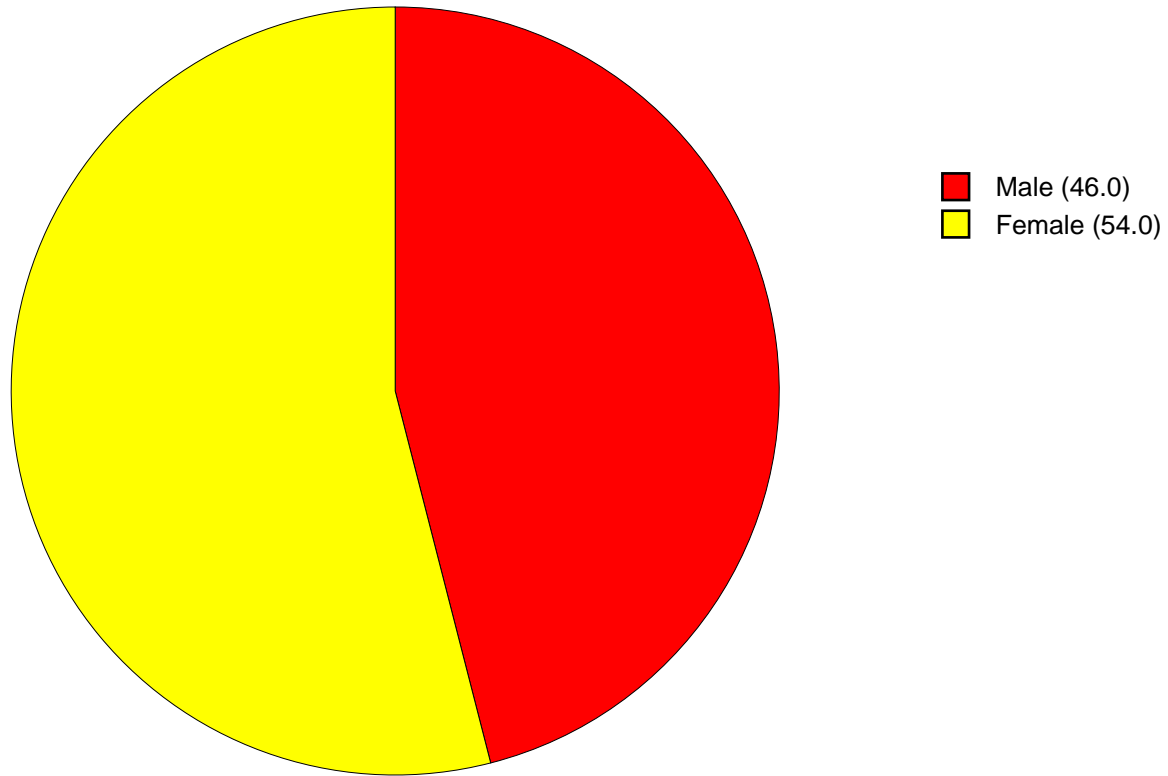


Figure 2: Gender Chart

Age Chart

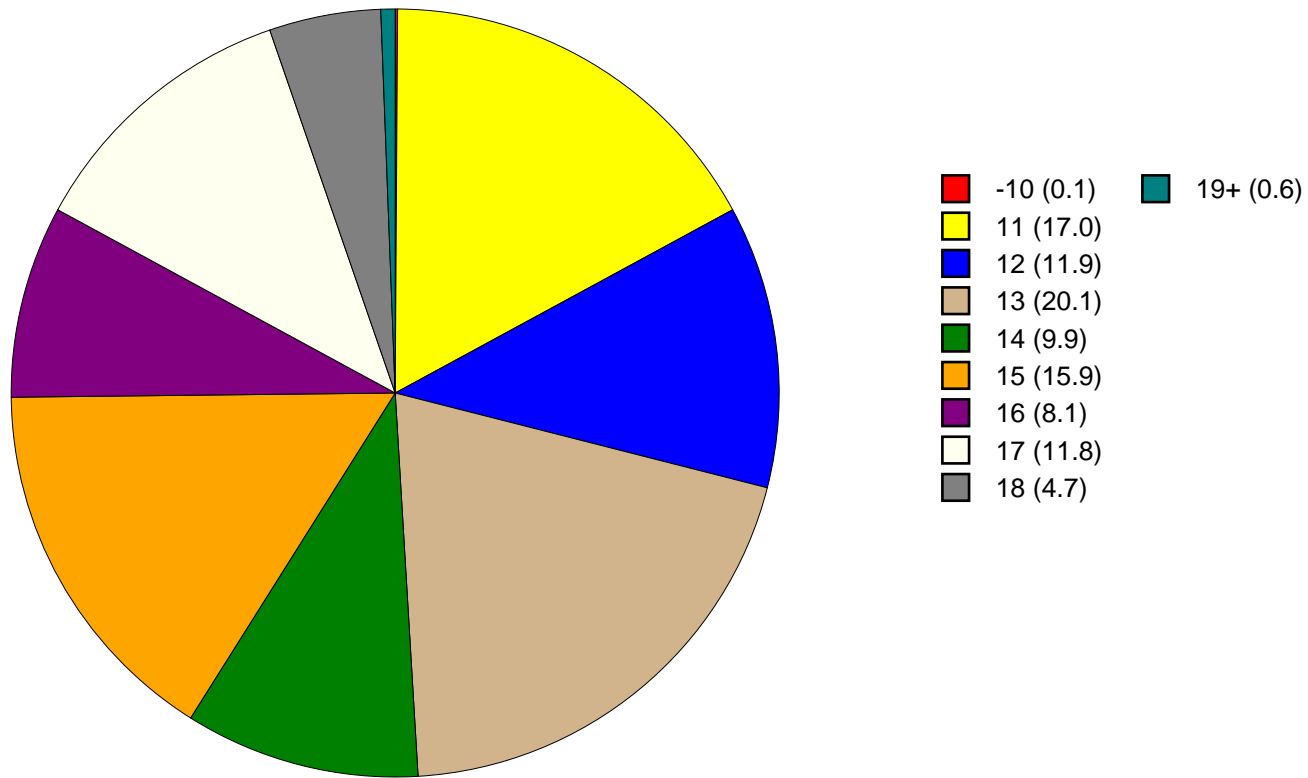


Figure 3: Age Chart

Ethnic Origin Chart

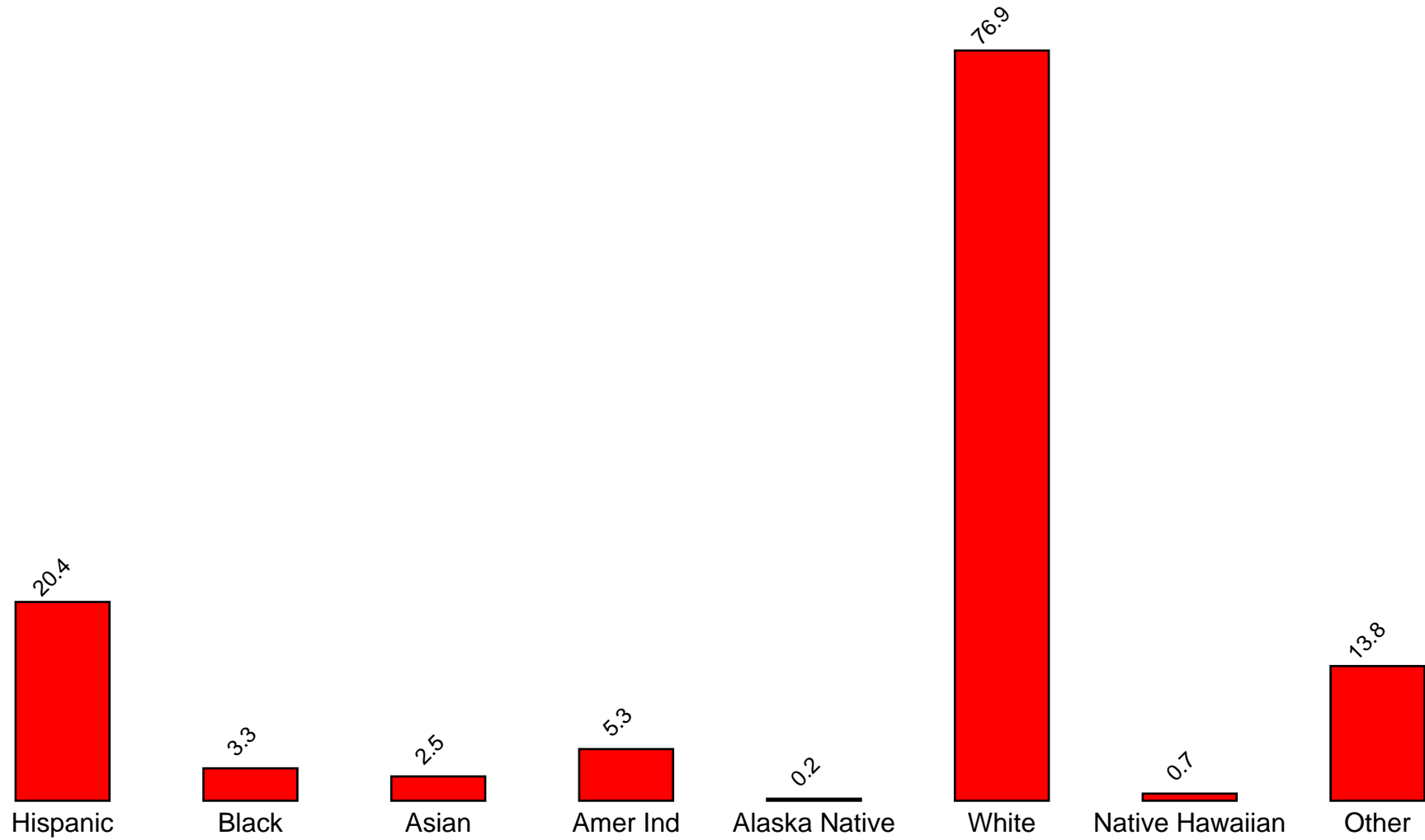


Figure 4: Ethnic Origin Chart

2 PERCENTAGE TABLES

The following tables contain frequency distribution detailing how your students responded to each question on the survey. The tables appear in the same order as the questions on the survey. The tables include breakdowns by grade level as well as overall percentages. The *N of Valid* row is a frequency count of the number of valid responses to each question for each grade and overall. The *N of Miss* row is a frequency count of the number of invalid(marked more than one response) or missing (i.e. did not respond) responses to each question for each grade and overall.

For the questions that allowed more than one response (i.e. race, live with, etc.) each response becomes a separate table. If a student did not mark the response, that was counted as a NO response, and if they did mark the response, that was counted as a YES response. Since a non response is a valid response for these questions, the *N of Miss* will always be zero for these questions.

Table 1: Sex



Response	6	8	10	12	Total	
Male	51.9	42.5	47.7	39.2	46.0	
Female	48.1	57.5	52.3	60.8	54.0	
N of Valid	285	301	218	153	957	
N of Miss	1	3	2	0	6	

Table 2: Age











Response	6	8	10	12	Total	
10 or younger	0.4	0.0	0.0	0.0	0.1	
11	57.2	0.0	0.0	0.0	17.0	
12	39.3	0.7	0.0	0.0	11.9	
13	3.2	60.5	0.0	0.0	20.1	
14	0.0	30.9	0.5	0.0	9.9	
15	0.0	7.6	59.4	0.0	15.9	
16	0.0	0.3	35.2	0.0	8.1	
17	0.0	0.0	4.6	67.3	11.8	
18	0.0	0.0	0.5	28.8	4.7	
19 or older	0.0	0.0	0.0	3.9	0.6	
N of Valid	285	304	219	153	961	
N of Miss	1	0	1	0	2	

Table 3: Are you Hispanic or Latino?



Response	6	8	10	12	Total	
No	79.7	75.3	82.8	83.4	79.6	
Yes	20.3	24.7	17.2	16.6	20.4	
N of Valid	266	300	215	151	932	
N of Miss	20	4	5	2	31	

Table 4: What is your race? Black or African American



Response	6	8	10	12	Total	
No	97.2	96.4	97.3	95.4	96.7	
Yes	2.8	3.6	2.7	4.6	3.3	
N of Valid	286	304	220	153	963	
N of Miss	0	0	0	0	0	

Table 5: What is your race? Asian



Response	6	8	10	12	Total	
No	99.3	96.4	96.8	97.4	97.5	
Yes	0.7	3.6	3.2	2.6	2.5	
N of Valid	286	304	220	153	963	
N of Miss	0	0	0	0	0	

Table 6: What is your race? American Indian



Response	6	8	10	12	Total	
No	93.0	95.7	93.6	97.4	94.7	
Yes	7.0	4.3	6.4	2.6	5.3	
N of Valid	286	304	220	153	963	
N of Miss	0	0	0	0	0	

Table 7: What is your race? Alaska Native



Response	6	8	10	12	Total	
No	100.0	100.0	99.5	99.3	99.8	
Yes	0.0	0.0	0.5	0.7	0.2	
N of Valid	286	304	220	153	963	
N of Miss	0	0	0	0	0	

Table 8: What is your race? White



Response	6	8	10	12	Total	
No	23.1	27.0	19.5	20.3	23.1	
Yes	76.9	73.0	80.5	79.7	76.9	
N of Valid	286	304	220	153	963	
N of Miss	0	0	0	0	0	

Table 9: What is your race? Native Hawaiian or Other Pacific Islander



Response	6	8	10	12	Total	
No	99.0	99.3	99.1	100.0	99.3	
Yes	1.0	0.7	0.9	0.0	0.7	
N of Valid	286	304	220	153	963	
N of Miss	0	0	0	0	0	

Table 10: What is your race? Other



Response	6	8	10	12	Total	
No	84.3	81.9	89.1	94.1	86.2	
Yes	15.7	18.1	10.9	5.9	13.8	
N of Valid	286	304	220	153	963	
N of Miss	0	0	0	0	0	

Table 11: What is the highest level of schooling completed by your mother or father?









Response	6	8	10	12	Total	
Completed grade school or less	2.6	3.7	5.1	6.0	4.1	
Some high school	4.8	7.8	8.8	13.2	8.0	
Completed high school	15.2	17.9	24.7	23.2	19.5	
Some college	11.5	16.9	17.2	19.2	15.8	
Completed college	15.6	17.2	20.5	23.2	18.5	
Graduate or professional school after college	4.1	5.4	6.5	8.6	5.8	
Don't know	43.0	27.7	14.0	6.0	25.4	
Does not apply	3.3	3.4	3.3	0.7	2.9	
N of Valid	270	296	215	151	932	
N of Miss	16	8	5	2	31	

Table 12: Think of where you live most of the time. Which of the following people live there with you? Mother



Response	6	8	10	12	Total	
No	15.4	15.8	23.6	16.3	17.5	
Yes	84.6	84.2	76.4	83.7	82.5	
N of Valid	286	304	220	153	963	
N of Miss	0	0	0	0	0	

Table 13: Think of where you live most of the time. Which of the following people live there with you? Stepmother



Response	6	8	10	12	Total	
No	95.5	95.4	91.4	98.0	94.9	
Yes	4.5	4.6	8.6	2.0	5.1	
N of Valid	286	304	220	153	963	
N of Miss	0	0	0	0	0	

Table 14: Think of where you live most of the time. Which of the following people live there with you? Foster Mother



Response	6	8	10	12	Total	
No	98.6	99.7	99.5	100.0	99.4	
Yes	1.4	0.3	0.5	0.0	0.6	
N of Valid	286	304	220	153	963	
N of Miss	0	0	0	0	0	

Table 15: Think of where you live most of the time. Which of the following people live there with you? Grandmother



Response	6	8	10	12	Total	
No	86.4	88.2	90.0	94.1	89.0	
Yes	13.6	11.8	10.0	5.9	11.0	
N of Valid	286	304	220	153	963	
N of Miss	0	0	0	0	0	

Table 16: Think of where you live most of the time. Which of the following people live there with you? Aunt



Response	6	8	10	12	Total	
No	94.8	97.4	95.5	98.0	96.3	
Yes	5.2	2.6	4.5	2.0	3.7	
N of Valid	286	304	220	153	963	
N of Miss	0	0	0	0	0	

Table 17: Think of where you live most of the time. Which of the following people live there with you? Father



Response	6	8	10	12	Total	
No	34.6	37.5	44.5	39.2	38.5	
Yes	65.4	62.5	55.5	60.8	61.5	
N of Valid	286	304	220	153	963	
N of Miss	0	0	0	0	0	

Table 18: Think of where you live most of the time. Which of the following people live there with you? Stepfather



Response	6	8	10	12	Total	
No	88.5	85.2	83.2	83.7	85.5	
Yes	11.5	14.8	16.8	16.3	14.5	
N of Valid	286	304	220	153	963	
N of Miss	0	0	0	0	0	

Table 19: Think of where you live most of the time. Which of the following people live there with you? Foster Father



Response	6	8	10	12	Total	
No	98.6	99.7	99.1	99.3	99.2	
Yes	1.4	0.3	0.9	0.7	0.8	
N of Valid	286	304	220	153	963	
N of Miss	0	0	0	0	0	

Table 20: Think of where you live most of the time. Which of the following people live there with you? Grandfather



Response	6	8	10	12	Total	
No	93.7	91.8	94.1	96.7	93.7	
Yes	6.3	8.2	5.9	3.3	6.3	
N of Valid	286	304	220	153	963	
N of Miss	0	0	0	0	0	

Table 21: Think of where you live most of the time. Which of the following people live there with you? Uncle



Response	6	8	10	12	Total	
No	94.4	96.4	95.9	98.0	96.0	
Yes	5.6	3.6	4.1	2.0	4.0	
N of Valid	286	304	220	153	963	
N of Miss	0	0	0	0	0	

Table 22: Think of where you live most of the time. Which of the following people live there with you? Other Adults



Response	6	8	10	12	Total	
No	97.9	98.7	96.8	97.4	97.8	
Yes	2.1	1.3	3.2	2.6	2.2	
N of Valid	286	304	220	153	963	
N of Miss	0	0	0	0	0	

Table 23: Think of where you live most of the time. Which of the following people live there with you? Brother(s)



Response	6	8	10	12	Total	
No	52.4	51.0	60.5	58.2	54.7	
Yes	47.6	49.0	39.5	41.8	45.3	
N of Valid	286	304	220	153	963	
N of Miss	0	0	0	0	0	

Table 24: Think of where you live most of the time. Which of the following people live there with you? Stepbrother(s)



Response	6	8	10	12	Total	
No	94.4	97.0	95.5	96.1	95.7	
Yes	5.6	3.0	4.5	3.9	4.3	
N of Valid	286	304	220	153	963	
N of Miss	0	0	0	0	0	

Table 25: Think of where you live most of the time. Which of the following people live there with you? Sister(s)



Response	6	8	10	12	Total	
No	54.2	50.0	52.7	57.5	53.1	
Yes	45.8	50.0	47.3	42.5	46.9	
N of Valid	286	304	220	153	963	
N of Miss	0	0	0	0	0	

Table 26: Think of where you live most of the time. Which of the following people live there with you? Stepsister(s)

Response	6	8	10	12	Total	
No	93.0	96.4	95.5	99.3	95.6	
Yes	7.0	3.6	4.5	0.7	4.4	
N of Valid	286	304	220	153	963	
N of Miss	0	0	0	0	0	

Table 27: Think of where you live most of the time. Which of the following people live there with you? Other Children

Response	6	8	10	12	Total	
No	96.5	96.1	92.3	90.8	94.5	
Yes	3.5	3.9	7.7	9.2	5.5	
N of Valid	286	304	220	153	963	
N of Miss	0	0	0	0	0	

Table 28: In my school, students have lots of chances to help decide things like class activities and rules.

Response	6	8	10	12	Total	
NO!	17.8	12.7	10.7	6.6	12.8	
no	35.9	40.5	38.3	19.1	35.2	
yes	40.6	40.8	42.5	60.5	44.3	
YES!	5.8	6.0	8.4	13.8	7.8	
N of Valid	276	299	214	152	941	
N of Miss	10	5	6	1	22	

Table 29: Teachers ask me to work on special classroom projects.

Response	6	8	10	12	Total	
NO!	7.9	9.4	10.7	6.7	8.8	
no	39.2	40.7	35.0	41.3	39.1	
yes	42.1	41.8	46.7	42.7	43.1	
YES!	10.8	8.1	7.5	9.3	8.9	
N of Valid	278	297	214	150	939	
N of Miss	8	7	6	3	24	

Table 30: My teacher(s) notices when I am doing a good job and lets me know about it.

Response	6	8	10	12	Total
NO!	5.0	6.7	5.6	4.6	5.6
no	15.7	23.2	25.7	14.5	20.1
yes	51.4	54.4	50.9	60.5	53.7
YES!	27.9	15.8	17.8	20.4	20.6
N of Valid	280	298	214	152	944
N of Miss	6	6	6	1	19

Table 31: There are lots of chances for students in my school to get involved in sports, clubs, and other school activities outside of class.

Response	6	8	10	12	Total
NO!	4.3	2.0	1.9	2.0	2.6
no	7.8	3.7	4.7	2.0	4.9
yes	36.5	41.1	38.8	34.4	38.2
YES!	51.4	53.2	54.7	61.6	54.3
N of Valid	282	299	214	151	946
N of Miss	4	5	6	2	17

Table 32: There are lots of chances for students in my school to talk with a teacher one-on-one.

Response	6	8	10	12	Total
NO!	2.5	5.7	8.4	2.7	4.9
no	18.9	19.6	21.9	8.0	18.0
yes	42.3	53.0	47.9	57.3	49.4
YES!	36.3	21.6	21.9	32.0	27.7
N of Valid	281	296	215	150	942
N of Miss	5	8	5	3	21

Table 33: I feel safe at my school.

Response	6	8	10	12	Total
NO!	3.6	3.0	6.0	2.6	3.8
no	6.0	6.8	12.6	7.9	8.1
yes	34.5	56.4	43.7	51.0	46.1
YES!	55.9	33.8	37.7	38.4	42.0
N of Valid	281	296	215	151	943
N of Miss	5	8	5	2	20

Table 34: The school lets my parents know when I have done something well.

Response	6	8	10	12	Total
NO!	12.3	9.5	20.9	11.8	13.3
no	30.7	40.0	45.6	44.7	39.3
yes	35.0	40.0	27.4	34.2	34.7
YES!	22.0	10.5	6.0	9.2	12.7
N of Valid	277	295	215	152	939
N of Miss	9	9	5	1	24

Table 35: My teachers praise me when I work hard in school.

Response	6	8	10	12	Total
NO!	13.7	14.6	15.3	7.2	13.3
no	33.9	43.7	36.3	33.6	37.5
yes	38.4	32.9	42.3	49.3	39.3
YES!	14.0	8.8	6.0	9.9	9.9
N of Valid	271	295	215	152	933
N of Miss	15	9	5	1	30

Table 36: Are your school grades better than the grades of most students in your class?

Response	6	8	10	12	Total	
NO!	14.0	13.9	7.4	2.0	10.5	
no	33.9	32.0	31.6	30.5	32.2	
yes	39.9	42.5	41.9	51.0	43.0	
YES!	12.2	11.6	19.1	16.6	14.3	
N of Valid	271	294	215	151	931	
N of Miss	15	10	5	2	32	

Table 37: I have lots of chances to be part of class discussions or activities.

Response	6	8	10	12	Total	
NO!	4.3	5.0	4.2	3.3	4.3	
no	13.1	14.4	13.6	9.9	13.1	
yes	47.9	59.4	61.2	61.6	56.7	
YES!	34.8	21.1	21.0	25.2	25.8	
N of Valid	282	298	214	151	945	
N of Miss	4	6	6	2	18	

Table 38: Now thinking back over the past year in school, how often did you: enjoy being in school?

Response	6	8	10	12	Total	
Never	6.4	7.9	9.8	6.6	7.7	
Seldom	6.0	7.6	11.7	9.9	8.4	
Sometimes	41.5	41.9	38.8	37.1	40.3	
Often	21.3	30.0	25.7	33.1	26.9	
Almost always	24.8	12.5	14.0	13.2	16.6	
N of Valid	282	303	214	151	950	
N of Miss	4	1	6	2	13	

Table 39: Now thinking back over the past year in school, how often did you: hate being in school?

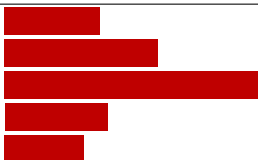
Response	6	8	10	12	Total	
Never	23.6	9.6	8.5	7.3	13.1	
Seldom	20.4	21.9	23.9	27.3	22.8	
Sometimes	35.7	43.9	36.2	40.7	39.2	
Often	11.8	14.0	16.4	17.3	14.4	
Almost always	8.6	10.6	15.0	7.3	10.5	
N of Valid	280	301	213	150	944	
N of Miss	6	3	7	3	19	

Table 40: Now thinking back over the past year in school, how often did you: try to do your best work in school?

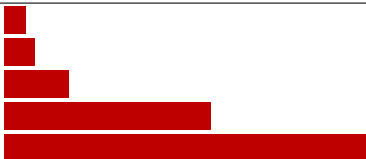
Response	6	8	10	12	Total	
Never	0.0	1.3	0.9	1.3	0.8	
Seldom	0.4	2.3	3.8	4.0	2.3	
Sometimes	3.6	7.9	12.8	9.9	8.1	
Often	18.6	36.4	37.0	37.7	31.5	
Almost always	77.5	52.0	45.5	47.0	57.3	
N of Valid	280	302	211	151	944	
N of Miss	6	2	9	2	19	

Table 41: How often do you feel that the school work you are assigned is meaningful and important?

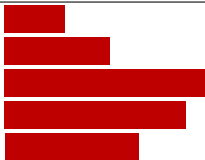
Response	6	8	10	12	Total	
Never	5.3	7.6	8.8	8.7	7.4	
Seldom	7.0	14.2	23.7	17.4	14.7	
Sometimes	22.1	33.4	36.3	35.6	31.0	
Often	31.6	26.8	21.4	28.9	27.3	
Almost always	34.0	17.9	9.8	9.4	19.6	
N of Valid	285	302	215	149	951	
N of Miss	1	2	5	4	12	

Table 42: Putting them all together, what were your grades like last year?

Response	6	8	10	12	Total	
Mostly F's	0.7	0.7	0.9	2.0	1.0	
Mostly D's	1.5	4.0	2.8	0.7	2.5	
Mostly C's	18.0	21.2	23.7	15.3	19.9	
Mostly B's	42.3	42.4	40.8	47.3	42.8	
Mostly A's	37.5	31.6	31.8	34.7	33.8	
N of Valid	267	297	211	150	925	
N of Miss	19	7	9	3	38	

Table 43: How important do you think the things you are learning in school are going to be for your later life?

Response	6	8	10	12	Total	
Very important	50.0	33.6	17.4	23.2	33.2	
Quite important	27.1	28.6	21.1	24.5	25.8	
Fairly important	16.9	23.3	36.6	27.2	25.0	
Slightly important	4.6	8.6	20.2	21.2	12.0	
Not at all important	1.4	6.0	4.7	4.0	4.0	
N of Valid	284	301	213	151	949	
N of Miss	2	3	7	2	14	

Table 44: How interesting are most of your courses to you?

Response	6	8	10	12	Total	
Very interesting and stimulating	15.7	8.7	9.3	12.0	11.4	
Quite interesting	35.4	34.2	29.0	31.3	32.9	
Fairly interesting	35.8	32.6	38.8	38.0	35.8	
Slightly dull	9.5	14.8	15.4	12.0	12.9	
Very dull	3.6	9.7	7.5	6.7	6.9	
N of Valid	274	298	214	150	936	
N of Miss	12	6	6	3	27	

Table 45: During the LAST FOUR WEEKS how many whole days of school have you missed because you skipped or 'cut'?


Response	6	8	10	12	Total	
None	75.6	78.1	79.9	69.5	76.4	
1	10.8	9.6	10.3	15.2	11.0	
2	7.2	4.6	2.3	3.3	4.7	
3	2.2	2.6	2.3	7.9	3.3	
04/05/13	3.2	3.0	3.7	3.3	3.3	
06/10/13	1.1	0.7	1.4	0.7	1.0	
11 or more	0.0	1.3	0.0	0.0	0.4	
N of Valid	279	302	214	151	946	
N of Miss	7	2	6	2	17	

Table 46: What are the chances you would be seen as cool if you: smoked cigarettes?


Response	6	8	10	12	Total	
No or very little chance	92.4	83.2	67.0	68.9	80.0	
Little chance	4.0	10.8	21.7	15.5	12.0	
Some chance	0.7	3.0	6.1	9.5	4.1	
Pretty good chance	0.7	2.0	1.9	2.7	1.7	
Very good chance	2.2	1.0	3.3	3.4	2.2	
N of Valid	277	297	212	148	934	
N of Miss	9	7	8	5	29	

Table 47: What are the chances you would be seen as cool if you: worked hard at school?

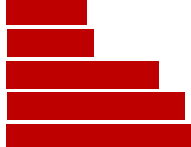
Response	6	8	10	12	Total	
No or very little chance	5.3	12.8	14.2	11.5	10.6	
Little chance	6.4	13.8	13.7	14.9	11.7	
Some chance	13.4	23.5	30.8	25.7	22.4	
Pretty good chance	27.2	28.9	21.3	29.7	26.8	
Very good chance	47.7	21.1	19.9	18.2	28.4	
N of Valid	283	298	211	148	940	
N of Miss	3	6	9	5	23	

Table 48: What are the chances you would be seen as cool if you: began drinking alcoholic beverages regularly, that is, at least once or twice a month?






Response	6	8	10	12	Total	
No or very little chance	85.9	75.7	51.4	49.3	69.0	
Little chance	7.6	11.3	18.7	14.9	12.5	
Some chance	2.2	5.7	16.8	17.6	9.1	
Pretty good chance	1.8	4.7	7.9	11.5	5.6	
Very good chance	2.5	2.7	5.1	6.8	3.8	
N of Valid	277	300	214	148	939	
N of Miss	9	4	6	5	24	

Table 49: What are the chances you would be seen as cool if you: defended someone who was being verbally abused at school?






Response	6	8	10	12	Total	
No or very little chance	19.5	11.4	13.1	14.2	14.6	
Little chance	6.5	10.0	10.7	13.5	9.7	
Some chance	15.5	20.1	20.6	21.6	19.1	
Pretty good chance	23.1	29.1	24.8	31.1	26.7	
Very good chance	35.4	29.4	30.8	19.6	30.0	
N of Valid	277	299	214	148	938	
N of Miss	9	5	6	5	25	

Table 50: What are the chances you would be seen as cool if you: smoked marijuana?






Response	6	8	10	12	Total	
No or very little chance	91.7	78.7	59.3	56.8	74.6	
Little chance	2.9	8.3	15.0	15.5	9.4	
Some chance	1.1	5.7	9.8	10.8	6.1	
Pretty good chance	1.1	3.0	5.6	12.8	4.6	
Very good chance	3.3	4.3	10.3	4.1	5.3	
N of Valid	276	300	214	148	938	
N of Miss	10	4	6	5	25	

Table 51: What are the chances you would be seen as cool if you: carried a handgun?

Response	6	8	10	12	Total	
No or very little chance	83.8	85.0	79.0	82.4	82.9	
Little chance	9.4	6.3	8.4	10.1	8.3	
Some chance	2.9	4.0	5.1	2.7	3.7	
Pretty good chance	1.1	3.0	3.3	2.7	2.4	
Very good chance	2.9	1.7	4.2	2.0	2.7	
N of Valid	278	300	214	148	940	
N of Miss	8	4	6	5	23	

Table 52: Think of your four best friends (the friends you feel closest to). In the past year (12 months), how many of your best friends have: participated in clubs, organizations or activities at school?

Response	6	8	10	12	Total	
0	17.1	10.7	10.8	8.7	12.3	
1	14.6	13.7	11.8	7.4	12.5	
2	20.4	16.7	13.7	18.8	17.4	
3	19.3	15.7	16.5	15.4	16.9	
4	28.6	43.3	47.2	49.7	40.8	
N of Valid	280	300	212	149	941	
N of Miss	6	4	8	4	22	

Table 53: Think of your four best friends (the friends you feel closest to). In the past year (12 months), how many of your best friends have: smoked cigarettes?

Response	6	8	10	12	Total	
0	95.4	81.9	62.6	53.7	77.0	
1	3.6	9.4	15.9	20.8	10.9	
2	0.4	4.7	9.8	8.7	5.2	
3	0.4	2.3	4.2	4.7	2.6	
4	0.4	1.7	7.5	12.1	4.3	
N of Valid	280	298	214	149	941	
N of Miss	6	6	6	4	22	

Table 54: Think of your four best friends (the friends you feel closest to). In the past year (12 months), how many of your best friends have: tried beer, wine or hard liquor (for example, vodka, whiskey, or gin) when their parents didn't know about it?






Response	6	8	10	12	Total	
0	88.8	74.8	48.1	37.6	67.0	
1	6.8	7.7	16.8	14.8	10.6	
2	2.5	5.7	10.7	15.4	7.5	
3	0.7	4.0	8.9	10.1	5.1	
4	1.1	7.7	15.4	22.1	9.8	
N of Valid	278	298	214	149	939	
N of Miss	8	6	6	4	24	

Table 55: Think of your four best friends (the friends you feel closest to). In the past year (12 months), how many of your best friends have: made a commitment to stay drug-free?






Response	6	8	10	12	Total	
0	8.3	24.1	28.9	33.6	22.0	
1	5.1	7.1	14.2	12.8	9.0	
2	5.1	7.8	6.6	18.1	8.4	
3	11.6	9.8	12.3	7.4	10.5	
4	70.0	51.2	37.9	28.2	50.1	
N of Valid	277	295	211	149	932	
N of Miss	9	9	9	4	31	

Table 56: Think of your four best friends (the friends you feel closest to). In the past year (12 months), how many of your best friends have: used marijuana?






Response	6	8	10	12	Total	
0	97.1	84.2	62.9	55.4	78.6	
1	0.7	7.4	15.5	15.5	8.5	
2	0.7	4.4	9.9	10.1	5.4	
3	0.4	1.3	4.2	6.8	2.6	
4	1.1	2.7	7.5	12.2	4.8	
N of Valid	278	297	213	148	936	
N of Miss	8	7	7	5	27	

Table 57: Think of your four best friends (the friends you feel closest to). In the past year (12 months), how many of your best friends have: used prescription drugs or non-prescription drugs for the purposes of getting high?






Response	6	8	10	12	Total	
0	96.1	91.3	77.9	73.2	86.8	
1	2.2	5.7	10.3	12.1	6.7	
2	1.1	2.0	4.7	4.7	2.8	
3	0.4	0.3	2.3	1.3	1.0	
4	0.4	0.7	4.7	8.7	2.8	
N of Valid	279	298	213	149	939	
N of Miss	7	6	7	4	24	

Table 58: Think of your four best friends (the friends you feel closest to). In the past year (12 months), how many of your best friends have: used synthetic marijuana (K2, spice) or bath salts?






Response	6	8	10	12	Total	
0	98.2	94.6	90.7	83.2	93.0	
1	1.1	3.7	3.7	6.0	3.3	
2	0.4	0.3	1.9	7.4	1.8	
3	0.0	0.7	1.4	1.3	0.7	
4	0.4	0.7	2.3	2.0	1.2	
N of Valid	276	298	214	149	937	
N of Miss	10	6	6	4	26	

Table 59: Think of your four best friends (the friends you feel closest to). In the past year (12 months), how many of your best friends have: used LSD, cocaine, amphetamines, or other illegal drugs?





Response	6	8	10	12	Total	
0	99.3	94.9	89.7	86.6	93.7	
1	0.0	3.0	5.2	7.4	3.3	
2	0.7	1.4	3.3	4.0	2.0	
3	0.0	0.0	0.0	0.0	0.0	
4	0.0	0.7	1.9	2.0	1.0	
N of Valid	278	296	213	149	936	
N of Miss	8	8	7	4	27	

Table 60: Think of your four best friends (the friends you feel closest to). In the past year (12 months), how many of your best friends have: tried to do well in school?






Response	6	8	10	12	Total	
0	1.1	4.4	7.1	4.7	4.0	
1	4.6	3.7	5.2	4.7	4.5	
2	3.9	10.1	13.2	15.4	9.8	
3	10.3	20.9	19.3	16.1	16.6	
4	80.1	60.9	55.2	59.1	65.1	
N of Valid	281	297	212	149	939	
N of Miss	5	7	8	4	24	

Table 61: Think of your four best friends (the friends you feel closest to). In the past year (12 months), how many of your best friends have: been suspended from school?






Response	6	8	10	12	Total	
0	79.9	70.8	74.6	75.2	75.1	
1	16.5	14.4	16.4	16.1	15.8	
2	2.5	8.1	4.7	6.0	5.3	
3	0.4	2.7	1.9	1.3	1.6	
4	0.7	4.0	2.3	1.3	2.2	
N of Valid	279	298	213	149	939	
N of Miss	7	6	7	4	24	

Table 62: Think of your four best friends (the friends you feel closest to). In the past year (12 months), how many of your best friends have: liked school?






Response	6	8	10	12	Total	
0	12.6	21.5	27.2	24.3	20.6	
1	10.1	12.1	13.1	10.1	11.4	
2	22.3	21.1	24.9	27.7	23.4	
3	24.1	19.8	12.7	18.9	19.3	
4	30.9	25.5	22.1	18.9	25.3	
N of Valid	278	298	213	148	937	
N of Miss	8	6	7	5	26	

Table 63: Think of your four best friends (the friends you feel closest to). In the past year (12 months), how many of your best friends have: carried a handgun?






Response	6	8	10	12	Total	
0	94.3	96.6	94.4	92.6	94.8	
1	3.6	1.7	4.2	0.7	2.7	
2	1.1	0.3	0.0	3.4	1.0	
3	0.7	1.0	0.0	0.0	0.5	
4	0.4	0.3	1.4	3.4	1.1	
N of Valid	280	296	214	149	939	
N of Miss	6	8	6	4	24	

Table 64: Think of your four best friends (the friends you feel closest to). In the past year (12 months), how many of your best friends have: sold illegal drugs?






Response	6	8	10	12	Total	
0	100.0	94.6	89.7	87.2	93.9	
1	0.0	2.7	5.1	7.4	3.2	
2	0.0	1.4	2.8	2.0	1.4	
3	0.0	0.0	1.4	1.4	0.5	
4	0.0	1.4	0.9	2.0	1.0	
N of Valid	278	296	214	148	936	
N of Miss	8	8	6	5	27	

Table 65: Think of your four best friends (the friends you feel closest to). In the past year (12 months), how many of your best friends have: regularly attended religious services?






Response	6	8	10	12	Total	
0	26.6	19.7	24.8	21.6	23.1	
1	12.0	11.5	14.8	19.6	13.7	
2	16.6	19.3	23.8	29.1	21.2	
3	16.2	16.9	14.3	11.5	15.2	
4	28.6	32.5	22.4	18.2	26.8	
N of Valid	259	295	210	148	912	
N of Miss	27	9	10	5	51	

Table 66: Think of your four best friends (the friends you feel closest to). In the past year (12 months), how many of your best friends have: stolen or tried to steal a motor vehicle such as a car or motorcycle?






Response	6	8	10	12	Total	
0	98.9	96.9	93.9	95.3	96.6	
1	0.7	0.7	4.7	3.4	2.0	
2	0.4	1.4	0.9	0.7	0.9	
3	0.0	0.0	0.0	0.7	0.1	
4	0.0	1.0	0.5	0.0	0.4	
N of Valid	279	295	214	149	937	
N of Miss	7	9	6	4	26	

Table 67: Think of your four best friends (the friends you feel closest to). In the past year (12 months), how many of your best friends have: been arrested?






Response	6	8	10	12	Total	
0	96.8	91.6	83.6	86.6	90.5	
1	3.2	5.1	8.9	8.7	6.0	
2	0.0	2.0	5.6	4.7	2.7	
3	0.0	0.7	0.9	0.0	0.4	
4	0.0	0.7	0.9	0.0	0.4	
N of Valid	279	296	214	149	938	
N of Miss	7	8	6	4	25	

Table 68: Think of your four best friends (the friends you feel closest to). In the past year (12 months), how many of your best friends have: dropped out of school?






Response	6	8	10	12	Total	
0	97.5	93.9	89.3	81.9	92.0	
1	2.1	3.4	8.4	13.4	5.8	
2	0.4	1.4	0.9	3.4	1.3	
3	0.0	0.7	0.5	1.3	0.5	
4	0.0	0.7	0.9	0.0	0.4	
N of Valid	280	295	214	149	938	
N of Miss	6	9	6	4	25	

Table 69: Think of your four best friends (the friends you feel closest to). In the past year (12 months), how many of your best friends have: been members of a gang?






Response	6	8	10	12	Total	
0	94.6	93.6	93.5	94.6	94.0	
1	3.9	4.4	3.3	2.7	3.7	
2	0.4	0.7	1.9	2.0	1.1	
3	0.0	0.7	0.5	0.0	0.3	
4	1.1	0.7	0.9	0.7	0.9	
N of Valid	279	296	214	149	938	
N of Miss	7	8	6	4	25	

Table 70: How old were you when you first: smoked marijuana?










Response	6	8	10	12	Total	
Never	98.9	91.5	75.5	70.7	86.8	
10 or younger	0.4	1.4	2.4	1.3	1.3	
11	0.7	0.3	0.9	3.3	1.1	
12	0.0	3.1	3.8	1.3	2.0	
13	0.0	2.7	6.1	4.7	3.0	
14	0.0	1.0	4.7	2.7	1.8	
15	0.0	0.0	6.1	6.0	2.3	
16	0.0	0.0	0.5	8.0	1.4	
17 or older	0.0	0.0	0.0	2.0	0.3	
N of Valid	282	293	212	150	937	
N of Miss	4	11	8	3	26	

Table 71: How old were you when you first: smoked a cigarette, even just a puff?










Response	6	8	10	12	Total	
Never	91.8	82.4	70.9	57.0	78.6	
10 or younger	6.0	6.8	8.5	6.0	6.8	
11	0.7	3.7	1.9	4.0	2.4	
12	1.4	3.1	6.1	4.0	3.4	
13	0.0	3.4	4.2	6.0	3.0	
14	0.0	0.3	3.3	2.7	1.3	
15	0.0	0.0	4.7	6.7	2.1	
16	0.0	0.0	0.5	5.4	1.0	
17 or older	0.0	0.3	0.0	8.1	1.4	
N of Valid	282	295	213	149	939	
N of Miss	4	9	7	4	24	

Table 72: How old were you when you first: had more than a sip or two of beer, wine or hard liquor (for example, vodka, whiskey, or gin)?










Response	6	8	10	12	Total	
Never	80.0	70.3	46.9	40.5	63.2	
10 or younger	14.3	10.8	9.4	6.1	10.8	
11	5.0	6.1	5.2	3.4	5.1	
12	0.7	6.4	6.1	4.1	4.3	
13	0.0	4.1	8.9	6.1	4.3	
14	0.0	2.0	11.7	7.4	4.5	
15	0.0	0.3	9.4	6.8	3.3	
16	0.0	0.0	2.3	16.2	3.1	
17 or older	0.0	0.0	0.0	9.5	1.5	
N of Valid	280	296	213	148	937	
N of Miss	6	8	7	5	26	

Table 73: How old were you when you first: began drinking alcoholic beverages regularly, that is, at least once or twice a month?










Response	6	8	10	12	Total	
Never	98.9	94.3	80.7	76.7	89.8	
10 or younger	0.7	1.0	1.4	1.3	1.1	
11	0.4	0.7	0.0	1.3	0.5	
12	0.0	1.0	2.4	0.7	1.0	
13	0.0	2.4	3.3	1.3	1.7	
14	0.0	0.7	4.2	2.0	1.5	
15	0.0	0.0	6.1	3.3	1.9	
16	0.0	0.0	1.9	5.3	1.3	
17 or older	0.0	0.0	0.0	8.0	1.3	
N of Valid	282	296	212	150	940	
N of Miss	4	8	8	3	23	

Table 74: How old were you when you first: used Daztrex?


Response	6	8	10	12	Total	
Never	100.0	100.0	100.0	100.0	100.0	
10 or younger	0.0	0.0	0.0	0.0	0.0	
11	0.0	0.0	0.0	0.0	0.0	
12	0.0	0.0	0.0	0.0	0.0	
13	0.0	0.0	0.0	0.0	0.0	
14	0.0	0.0	0.0	0.0	0.0	
15	0.0	0.0	0.0	0.0	0.0	
16	0.0	0.0	0.0	0.0	0.0	
17 or older	0.0	0.0	0.0	0.0	0.0	
N of Valid	273	294	212	150	929	
N of Miss	13	10	8	3	34	

Table 75: How old were you when you first: got suspended from school?










Response	6	8	10	12	Total	
Never	93.6	90.8	83.6	83.3	88.8	
10 or younger	4.3	4.4	4.2	2.0	3.9	
11	1.4	2.0	3.8	0.7	2.0	
12	0.4	1.4	2.3	1.3	1.3	
13	0.4	1.0	1.4	2.7	1.2	
14	0.0	0.3	1.9	4.0	1.2	
15	0.0	0.0	2.8	3.3	1.2	
16	0.0	0.0	0.0	2.0	0.3	
17 or older	0.0	0.0	0.0	0.7	0.1	
N of Valid	280	295	213	150	938	
N of Miss	6	9	7	3	25	

Table 76: How old were you when you first: got arrested?










Response	6	8	10	12	Total	
Never	98.9	97.3	91.5	93.3	95.8	
10 or younger	0.4	1.0	0.5	0.0	0.5	
11	0.4	0.7	1.4	0.0	0.6	
12	0.0	0.0	2.3	0.0	0.5	
13	0.4	1.0	1.4	1.3	1.0	
14	0.0	0.0	0.5	0.7	0.2	
15	0.0	0.0	0.9	2.0	0.5	
16	0.0	0.0	0.5	2.0	0.4	
17 or older	0.0	0.0	0.9	0.7	0.3	
N of Valid	281	295	213	150	939	
N of Miss	5	9	7	3	24	

Table 77: How old were you when you first: carried a handgun?










Response	6	8	10	12	Total	
Never	94.6	96.6	96.2	94.0	95.5	
10 or younger	3.6	1.7	0.5	0.0	1.7	
11	1.8	0.3	0.0	0.0	0.6	
12	0.0	0.7	0.0	0.7	0.3	
13	0.0	0.3	0.5	0.7	0.3	
14	0.0	0.0	1.4	0.7	0.4	
15	0.0	0.3	0.9	0.7	0.4	
16	0.0	0.0	0.0	2.0	0.3	
17 or older	0.0	0.0	0.5	1.3	0.3	
N of Valid	280	296	212	149	937	
N of Miss	6	8	8	4	26	

Table 78: How old were you when you first: attacked someone with the idea of seriously hurting them?










Response	6	8	10	12	Total	
Never	93.6	89.8	86.3	91.9	90.5	
10 or younger	3.2	3.4	3.3	0.0	2.8	
11	2.1	1.7	1.4	0.7	1.6	
12	1.1	2.7	0.5	2.7	1.7	
13	0.0	1.4	2.4	1.3	1.2	
14	0.0	1.0	3.3	1.3	1.3	
15	0.0	0.0	2.4	0.7	0.6	
16	0.0	0.0	0.5	0.7	0.2	
17 or older	0.0	0.0	0.0	0.7	0.1	
N of Valid	280	294	211	149	934	
N of Miss	6	10	9	4	29	

Table 79: How old were you when you first: belonged to a gang?








Response	6	8	10	12	Total	
Never	98.2	98.3	98.1	98.0	98.2	
10 or younger	0.7	0.3	0.0	0.7	0.4	
11	0.7	0.0	0.0	0.0	0.2	
12	0.4	0.3	0.5	0.0	0.3	
13	0.0	0.7	0.0	0.0	0.2	
14	0.0	0.0	0.0	0.0	0.0	
15	0.0	0.0	1.4	1.3	0.5	
16	0.0	0.0	0.0	0.0	0.0	
17 or older	0.0	0.3	0.0	0.0	0.1	
N of Valid	282	294	213	150	939	
N of Miss	4	10	7	3	24	

Table 80: How wrong do you think it is for someone your age to: take a handgun to school?





Response	6	8	10	12	Total	
Very wrong	90.1	85.6	90.7	90.7	88.9	
Wrong	6.7	9.7	6.1	7.3	7.6	
A little bit wrong	1.8	2.7	2.8	0.7	2.1	
Not wrong at all	1.4	2.0	0.5	1.3	1.4	
N of Valid	284	298	214	151	947	
N of Miss	2	6	6	2	16	

Table 81: How wrong do you think it is for someone your age to: steal anything worth more than \$5?





Response	6	8	10	12	Total	
Very wrong	71.0	63.3	60.3	68.9	65.8	
Wrong	23.0	26.3	27.1	23.8	25.1	
A little bit wrong	4.2	8.1	10.3	6.0	7.1	
Not wrong at all	1.8	2.4	2.3	1.3	2.0	
N of Valid	283	297	214	151	945	
N of Miss	3	7	6	2	18	

Table 82: How wrong do you think it is for someone your age to: pick a fight with someone?





Response	6	8	10	12	Total	
Very wrong	58.7	42.3	39.4	55.0	48.6	
Wrong	27.6	35.6	33.3	26.2	31.2	
A little bit wrong	10.6	15.1	22.1	16.1	15.5	
Not wrong at all	3.2	7.0	5.2	2.7	4.8	
N of Valid	283	298	213	149	943	
N of Miss	3	6	7	4	20	

Table 83: How wrong do you think it is for someone your age to: attack someone with the idea of seriously hurting them?





Response	6	8	10	12	Total	
Very wrong	85.6	75.8	65.9	74.8	76.4	
Wrong	11.2	14.8	22.9	19.2	16.2	
A little bit wrong	2.8	7.4	8.9	4.6	5.9	
Not wrong at all	0.4	2.0	2.3	1.3	1.5	
N of Valid	285	298	214	151	948	
N of Miss	1	6	6	2	15	

Table 84: How wrong do you think it is for someone your age to: stay away from school all day when their parents think they are at school?





Response	6	8	10	12	Total	
Very wrong	82.7	68.6	53.7	54.0	67.2	
Wrong	12.3	18.9	28.5	27.3	20.4	
A little bit wrong	3.2	9.1	13.1	14.7	9.1	
Not wrong at all	1.8	3.4	4.7	4.0	3.3	
N of Valid	284	296	214	150	944	
N of Miss	2	8	6	3	19	

Table 85: How wrong do you think it is for someone your age to: drink beer, wine or hard liquor (for example, vodka, whiskey, or gin) regularly?





Response	6	8	10	12	Total	
Very wrong	88.0	69.3	53.7	48.7	68.1	
Wrong	7.7	16.2	21.0	23.3	15.9	
A little bit wrong	2.5	10.1	16.4	19.3	10.7	
Not wrong at all	1.8	4.4	8.9	8.7	5.3	
N of Valid	284	296	214	150	944	
N of Miss	2	8	6	3	19	

Table 86: How wrong do you think it is for someone your age to: smoke cigarettes?





Response	6	8	10	12	Total	
Very wrong	90.5	76.4	63.4	52.7	73.9	
Wrong	6.0	15.5	21.1	23.3	15.1	
A little bit wrong	3.2	5.7	9.4	12.0	6.8	
Not wrong at all	0.4	2.4	6.1	12.0	4.1	
N of Valid	284	297	213	150	944	
N of Miss	2	7	7	3	19	

Table 87: How wrong do you think it is for someone your age to: smoke marijuana?





Response	6	8	10	12	Total	
Very wrong	95.4	80.8	61.5	62.3	77.8	
Wrong	2.8	10.1	16.0	17.2	10.4	
A little bit wrong	1.4	4.4	11.3	10.6	6.0	
Not wrong at all	0.4	4.7	11.3	9.9	5.7	
N of Valid	282	297	213	151	943	
N of Miss	4	7	7	2	20	

Table 88: How wrong do you think it is for someone your age to: use prescription drugs or non-prescription drugs for the purpose of getting high?





Response	6	8	10	12	Total	
Very wrong	95.0	86.9	78.5	80.8	86.4	
Wrong	3.9	10.1	14.5	15.9	10.2	
A little bit wrong	0.7	2.0	4.2	1.3	2.0	
Not wrong at all	0.4	1.0	2.8	2.0	1.4	
N of Valid	281	297	214	151	943	
N of Miss	5	7	6	2	20	

Table 89: How wrong do you think it is for someone your age to: use synthetic marijuana (K2, spice) or bath salts?





Response	6	8	10	12	Total	
Very wrong	95.0	88.2	82.2	87.4	88.7	
Wrong	4.3	7.7	11.3	7.3	7.5	
A little bit wrong	0.4	2.4	3.8	2.6	2.1	
Not wrong at all	0.4	1.7	2.8	2.6	1.7	
N of Valid	278	297	213	151	939	
N of Miss	8	7	7	2	24	

Table 90: How wrong do you think it is for someone your age to: use LSD, cocaine, amphetamines or another illegal drug?





Response	6	8	10	12	Total	
Very wrong	97.8	90.6	88.8	91.4	92.5	
Wrong	1.8	5.7	6.1	7.9	5.0	
A little bit wrong	0.4	2.0	4.7	0.0	1.8	
Not wrong at all	0.0	1.7	0.5	0.7	0.7	
N of Valid	279	297	214	151	941	
N of Miss	7	7	6	2	22	

Table 91: At school during the past 12 months, did you receive help from the resource teacher, speech therapist or other special education teacher?



Response	6	8	10	12	Total	
No	74.0	79.6	90.4	89.8	82.1	
Yes	26.0	20.4	9.6	10.2	17.9	
N of Valid	250	270	198	137	855	
N of Miss	36	34	22	16	108	

Table 92: How many times in the past year (12 months) have you: been suspended from school?






Response	6	8	10	12	Total	
Never	96.8	95.9	93.4	95.4	95.5	
1 to 2 times	3.2	3.1	6.1	4.6	4.0	
3 to 5 times	0.0	0.3	0.0	0.0	0.1	
6 to 9 times	0.0	0.0	0.0	0.0	0.0	
10 to 19 times	0.0	0.3	0.0	0.0	0.1	
20 to 29 times	0.0	0.3	0.5	0.0	0.2	
30 to 39 times	0.0	0.0	0.0	0.0	0.0	
40+ times	0.0	0.0	0.0	0.0	0.0	
N of Valid	281	295	212	151	939	
N of Miss	5	9	8	2	24	

Table 93: How many times in the past year (12 months) have you: carried a handgun?








Response	6	8	10	12	Total	
Never	96.4	95.6	96.2	94.7	95.8	
1 to 2 times	1.1	2.0	2.4	2.6	1.9	
3 to 5 times	0.7	0.7	0.9	0.7	0.7	
6 to 9 times	0.7	0.0	0.5	0.0	0.3	
10 to 19 times	0.0	0.0	0.0	0.7	0.1	
20 to 29 times	0.4	0.3	0.0	0.7	0.3	
30 to 39 times	0.0	0.0	0.0	0.0	0.0	
40+ times	0.7	1.4	0.0	0.7	0.7	
N of Valid	280	294	211	151	936	
N of Miss	6	10	9	2	27	

Table 94: How many times in the past year (12 months) have you: sold illegal drugs?








Response	6	8	10	12	Total	
Never	100.0	99.3	95.7	96.7	98.3	
1 to 2 times	0.0	0.3	1.4	0.7	0.5	
3 to 5 times	0.0	0.0	0.5	0.0	0.1	
6 to 9 times	0.0	0.3	0.5	0.7	0.3	
10 to 19 times	0.0	0.0	1.4	0.7	0.4	
20 to 29 times	0.0	0.0	0.0	0.0	0.0	
30 to 39 times	0.0	0.0	0.0	0.7	0.1	
40+ times	0.0	0.0	0.5	0.7	0.2	
N of Valid	280	294	209	151	934	
N of Miss	6	10	11	2	29	

Table 95: How many times in the past year (12 months) have you: stolen or tried to steal a motor vehicle such as a car or motorcycle?



Response	6	8	10	12	Total	
Never	99.6	99.7	99.5	100.0	99.7	
1 to 2 times	0.4	0.3	0.5	0.0	0.3	
3 to 5 times	0.0	0.0	0.0	0.0	0.0	
6 to 9 times	0.0	0.0	0.0	0.0	0.0	
10 to 19 times	0.0	0.0	0.0	0.0	0.0	
20 to 29 times	0.0	0.0	0.0	0.0	0.0	
30 to 39 times	0.0	0.0	0.0	0.0	0.0	
40+ times	0.0	0.0	0.0	0.0	0.0	
N of Valid	281	295	212	151	939	
N of Miss	5	9	8	2	24	

Table 96: How many times in the past year (12 months) have you: participated in clubs, organizations or activities at school?









Response	6	8	10	12	Total	
Never	30.9	28.3	28.8	30.2	29.5	
1 to 2 times	28.8	19.8	15.6	11.4	20.2	
3 to 5 times	19.8	17.1	16.5	15.4	17.5	
6 to 9 times	7.2	6.5	6.6	8.1	7.0	
10 to 19 times	5.0	6.8	7.5	9.4	6.9	
20 to 29 times	0.7	6.1	6.1	7.4	4.7	
30 to 39 times	0.7	2.0	1.4	0.7	1.3	
40+ times	6.8	13.3	17.5	17.4	13.0	
N of Valid	278	293	212	149	932	
N of Miss	8	11	8	4	31	

Table 97: How many times in the past year (12 months) have you: been arrested?




Response	6	8	10	12	Total	
Never	99.6	98.6	95.3	98.7	98.2	
1 to 2 times	0.4	1.4	4.3	1.3	1.7	
3 to 5 times	0.0	0.0	0.5	0.0	0.1	
6 to 9 times	0.0	0.0	0.0	0.0	0.0	
10 to 19 times	0.0	0.0	0.0	0.0	0.0	
20 to 29 times	0.0	0.0	0.0	0.0	0.0	
30 to 39 times	0.0	0.0	0.0	0.0	0.0	
40+ times	0.0	0.0	0.0	0.0	0.0	
N of Valid	279	295	211	151	936	
N of Miss	7	9	9	2	27	

Table 98: How many times in the past year (12 months) have you: attacked someone with the idea of seriously hurting them?


Response	6	8	10	12	Total	
Never	94.0	91.8	91.0	95.4	92.9	
1 to 2 times	4.6	5.5	7.1	3.3	5.2	
3 to 5 times	0.4	1.0	0.5	0.7	0.6	
6 to 9 times	0.7	0.0	0.9	0.7	0.5	
10 to 19 times	0.0	0.7	0.5	0.0	0.3	
20 to 29 times	0.0	0.3	0.0	0.0	0.1	
30 to 39 times	0.0	0.0	0.0	0.0	0.0	
40+ times	0.4	0.7	0.0	0.0	0.3	
N of Valid	282	293	212	151	938	
N of Miss	4	11	8	2	25	

Table 99: How many times in the past year (12 months) have you: been drunk or high at school?


Response	6	8	10	12	Total	
Never	98.9	95.9	91.0	92.7	95.2	
1 to 2 times	1.1	2.0	2.8	4.0	2.2	
3 to 5 times	0.0	1.0	0.9	0.7	0.6	
6 to 9 times	0.0	0.0	3.3	0.7	0.9	
10 to 19 times	0.0	0.3	0.9	0.7	0.4	
20 to 29 times	0.0	0.0	0.0	0.7	0.1	
30 to 39 times	0.0	0.0	0.9	0.0	0.2	
40+ times	0.0	0.7	0.0	0.7	0.3	
N of Valid	281	295	212	151	939	
N of Miss	5	9	8	2	24	

Table 100: How many times in the past year (12 months) have you: taken a handgun to school?



Response	6	8	10	12	Total	
Never	100.0	100.0	100.0	99.3	99.9	
1 to 2 times	0.0	0.0	0.0	0.0	0.0	
3 to 5 times	0.0	0.0	0.0	0.0	0.0	
6 to 9 times	0.0	0.0	0.0	0.0	0.0	
10 to 19 times	0.0	0.0	0.0	0.0	0.0	
20 to 29 times	0.0	0.0	0.0	0.7	0.1	
30 to 39 times	0.0	0.0	0.0	0.0	0.0	
40+ times	0.0	0.0	0.0	0.0	0.0	
N of Valid	280	295	212	151	938	
N of Miss	6	9	8	2	25	

Table 101: Are you currently on probation, or assigned a probation officer with Juvenile Court?



Response	6	8	10	12	Total	
No	97.6	98.6	97.4	97.9	97.9	
Yes	2.4	1.4	2.6	2.1	2.1	
N of Valid	245	279	193	144	861	
N of Miss	41	25	27	9	102	

Table 102: Have you ever belonged to a gang?






Response	6	8	10	12	Total	
No	94.3	95.9	97.2	96.7	95.8	
No, but would like to	1.4	1.7	0.9	0.0	1.2	
Yes, in the past	3.2	2.0	0.0	2.7	2.0	
Yes, belong now	0.7	0.3	0.9	0.7	0.6	
Yes, but would like to get out	0.4	0.0	0.9	0.0	0.3	
N of Valid	281	294	212	150	937	
N of Miss	5	10	8	3	26	

Table 103: If you have ever belonged to a gang, did that gang have a name?




Response	6	8	10	12	Total	
No	6.5	10.3	13.9	17.6	11.1	
Yes	3.2	1.7	1.9	3.4	2.5	
I have never belonged to a gang	90.3	87.9	84.2	79.1	86.4	
N of Valid	278	290	209	148	925	
N of Miss	8	14	11	5	38	

Table 104: You are at a party at someone's house, and one of your friends offers you a drink containing alcohol. What would you say or do?





Response	6	8	10	12	Total	
Drink it	4.3	15.7	26.5	35.6	17.9	
Tell your friend, 'No thanks, I don't drink' and suggest that you and your friend go and do something else	47.9	46.8	37.4	31.5	42.6	
Just say, 'No thanks' and walk away	33.7	25.3	25.6	29.5	28.6	
Make up a good excuse, tell your friend you had something else to do, and leave	14.2	12.3	10.4	3.4	11.0	
N of Valid	282	293	211	149	935	
N of Miss	4	11	9	4	28	

Table 105: How often do you attend religious services or activities?





Response	6	8	10	12	Total	
Never	20.3	11.2	18.4	10.0	15.3	
Rarely	20.7	23.5	22.6	32.7	23.9	
1-2 Times a Month	9.6	12.6	10.4	15.3	11.7	
About Once a Week or More	49.4	52.7	48.6	42.0	49.1	
N of Valid	271	294	212	150	927	
N of Miss	15	10	8	3	36	

Table 106: I think sometimes it's okay to cheat at school.





Response	6	8	10	12	Total	
NO!	74.0	34.6	20.3	17.3	40.4	
no	21.0	41.4	32.5	40.7	33.2	
yes	3.6	19.7	39.6	38.0	22.3	
YES!	1.4	4.4	7.5	4.0	4.2	
N of Valid	281	295	212	150	938	
N of Miss	5	9	8	3	25	

Table 107: It is important to think before you act.





Response	6	8	10	12	Total	
NO!	0.4	1.4	0.5	1.3	0.9	
no	2.5	3.4	2.8	1.3	2.7	
yes	18.0	37.4	46.7	36.0	33.4	
YES!	79.2	57.8	50.0	61.3	63.0	
N of Valid	283	294	212	150	939	
N of Miss	3	10	8	3	24	

Table 108: Sometimes I think that life is not worth it.





Response	6	8	10	12	Total	
NO!	59.7	41.8	46.2	44.3	48.5	
no	20.1	25.2	21.9	33.6	24.3	
yes	16.1	23.5	22.9	15.4	19.9	
YES!	4.0	9.5	9.0	6.7	7.3	
N of Valid	273	294	210	149	926	
N of Miss	13	10	10	4	37	

Table 109: At times I think I am no good at all.

Response	6	8	10	12	Total	
NO!	32.4	27.2	26.5	22.7	27.9	
no	28.1	26.5	23.2	29.3	26.7	
yes	26.6	32.7	35.5	33.3	31.6	
YES!	12.9	13.6	14.7	14.7	13.8	
N of Valid	278	294	211	150	933	
N of Miss	8	10	9	3	30	

Table 110: All in all, I am inclined to think that I am a failure.

Response	6	8	10	12	Total	
NO!	56.7	36.6	41.4	40.0	44.2	
no	24.2	38.0	32.4	40.7	33.0	
yes	14.8	18.0	18.6	13.3	16.4	
YES!	4.3	7.5	7.6	6.0	6.3	
N of Valid	277	295	210	150	932	
N of Miss	9	9	10	3	31	

Table 111: In the past year, have you felt depressed or sad MOST days, even if you felt okay sometimes?

Response	6	8	10	12	Total	
NO!	33.8	26.9	29.9	28.0	29.8	
no	25.9	24.8	21.8	30.7	25.4	
yes	22.7	31.3	29.9	30.7	28.3	
YES!	17.6	17.0	18.5	10.7	16.5	
N of Valid	278	294	211	150	933	
N of Miss	8	10	9	3	30	

Table 112: It is all right to beat up people if they start the fight.





Response	6	8	10	12	Total	
NO!	62.9	37.5	26.4	32.7	41.7	
no	19.3	28.0	21.2	24.7	23.3	
yes	9.1	21.5	26.9	22.7	19.2	
YES!	8.7	13.0	25.5	20.0	15.7	
N of Valid	275	293	212	150	930	
N of Miss	11	11	8	3	33	

Table 113: I think it is okay to take something without asking if you can get away with it.





Response	6	8	10	12	Total	
NO!	84.2	63.7	59.0	69.3	69.6	
no	14.4	31.2	35.4	26.7	26.4	
yes	0.4	4.1	4.7	3.3	3.0	
YES!	1.1	1.0	0.9	0.7	1.0	
N of Valid	278	295	212	150	935	
N of Miss	8	9	8	3	28	

Table 114: Where do you get the most information about living a drug and alcohol free life? Parents/guardians





Response	6	8	10	12	Total	
All the time	47.8	45.0	37.5	34.2	42.4	
Most	25.0	23.7	27.9	26.2	25.4	
Some	18.1	21.6	20.7	25.5	21.0	
Very little	9.1	9.6	13.9	14.1	11.1	
N of Valid	276	291	208	149	924	
N of Miss	10	13	12	4	39	

Table 115: Where do you get the most information about living a drug and alcohol free life? Friends





Response	6	8	10	12	Total	
All the time	17.5	12.8	11.2	11.4	13.6	
Most	16.4	18.1	18.9	14.8	17.2	
Some	27.9	28.8	32.0	31.5	29.7	
Very little	38.3	40.3	37.9	42.3	39.5	
N of Valid	269	288	206	149	912	
N of Miss	17	16	14	4	51	

Table 116: Where do you get the most information about living a drug and alcohol free life? Family members





Response	6	8	10	12	Total	
All the time	42.5	31.6	26.2	24.8	32.5	
Most	22.0	27.1	23.8	28.2	25.0	
Some	24.5	23.3	28.6	28.2	25.7	
Very little	11.0	18.1	21.4	18.8	16.8	
N of Valid	273	288	206	149	916	
N of Miss	13	16	14	4	47	

Table 117: Where do you get the most information about living a drug and alcohol free life? School





Response	6	8	10	12	Total	
All the time	59.0	51.5	36.2	37.6	48.1	
Most	25.2	28.5	30.0	26.2	27.5	
Some	8.6	13.4	18.4	27.5	15.4	
Very little	7.2	6.5	15.5	8.7	9.1	
N of Valid	278	291	207	149	925	
N of Miss	8	13	13	4	38	

Table 118: Where do you get the most information about living a drug and alcohol free life? Internet





Response	6	8	10	12	Total	
All the time	8.2	9.8	10.7	12.1	9.9	
Most	9.7	9.1	10.2	9.4	9.6	
Some	16.1	20.6	26.2	29.5	22.0	
Very little	65.9	60.6	52.9	49.0	58.5	
N of Valid	267	287	206	149	909	
N of Miss	19	17	14	4	54	

Table 119: Where do you get the most information about living a drug and alcohol free life? TV





Response	6	8	10	12	Total	
All the time	12.8	10.8	8.7	13.4	11.3	
Most	10.9	14.6	11.7	10.7	12.2	
Some	27.4	24.7	22.8	28.2	25.6	
Very little	48.9	50.0	56.8	47.7	50.8	
N of Valid	266	288	206	149	909	
N of Miss	20	16	14	4	54	

Table 120: Where do you get the most information about living a drug and alcohol free life? Social media





Response	6	8	10	12	Total	
All the time	12.9	9.5	6.8	10.7	10.1	
Most	11.4	8.8	9.7	8.7	9.7	
Some	15.6	23.9	25.2	28.2	22.5	
Very little	60.1	57.9	58.3	52.3	57.7	
N of Valid	263	285	206	149	903	
N of Miss	23	19	14	4	60	

Table 121: How much do you think people risk harming themselves (physically or in other ways) if they: smoked one or more packs of cigarettes per day?

Response	6	8	10	12	Total	
No risk	8.8	4.8	7.2	3.4	6.3	
Slight risk	6.2	7.6	9.6	8.8	7.8	
Moderate risk	16.1	18.6	20.1	16.3	17.8	
Great risk	69.0	69.0	63.2	71.4	68.0	
N of Valid	274	290	209	147	920	
N of Miss	12	14	11	6	43	

Table 122: How much do you think people risk harming themselves (physically or in other ways) if they: try marijuana once or twice?

Response	6	8	10	12	Total	
No risk	12.1	17.2	27.2	28.1	19.7	
Slight risk	21.7	24.8	34.5	26.7	26.4	
Moderate risk	27.2	21.4	15.5	21.9	21.9	
Great risk	39.0	36.6	22.8	23.3	32.1	
N of Valid	272	290	206	146	914	
N of Miss	14	14	14	7	49	

Table 123: How much do you think people risk harming themselves (physically or in other ways) if they: smoke marijuana once or twice a week?

Response	6	8	10	12	Total	
No risk	10.1	11.8	20.9	17.0	14.2	
Slight risk	11.6	15.6	20.4	19.0	16.1	
Moderate risk	22.8	19.4	24.3	25.9	22.6	
Great risk	55.6	53.1	34.5	38.1	47.2	
N of Valid	268	288	206	147	909	
N of Miss	18	16	14	6	54	

Table 124: How much do you think people risk harming themselves (physically or in other ways) if they: take one or two drinks of an alcoholic beverage (beer, wine, liquor) nearly every day?


Response	6	8	10	12	Total	
No risk	13.1	9.3	12.1	12.2	11.5	
Slight risk	14.2	20.6	22.2	17.7	18.6	
Moderate risk	29.6	27.1	29.5	33.3	29.4	
Great risk	43.1	43.0	36.2	36.7	40.5	
N of Valid	274	291	207	147	919	
N of Miss	12	13	13	6	44	

Table 125: How much do you think people risk harming themselves (physically or in other ways) if they: have five or more drinks of an alcoholic beverage once or twice each weekend?


Response	6	8	10	12	Total	
No risk	11.0	6.2	7.3	7.5	8.1	
Slight risk	9.2	11.8	13.6	10.3	11.2	
Moderate risk	23.9	25.3	31.1	28.8	26.8	
Great risk	55.9	56.6	48.1	53.4	53.9	
N of Valid	272	288	206	146	912	
N of Miss	14	16	14	7	51	

Table 126: How much do you think people risk harming themselves (physically or in other ways) if they: use prescription drugs that are not prescribed to them?


Response	6	8	10	12	Total	
No risk	8.9	5.5	6.8	3.4	6.5	
Slight risk	2.2	4.5	5.3	2.8	3.7	
Moderate risk	15.5	14.5	20.8	15.9	16.4	
Great risk	73.4	75.4	67.1	77.9	73.4	
N of Valid	271	289	207	145	912	
N of Miss	15	15	13	8	51	

Table 127: How much do you think people risk harming themselves (physically or in other ways) if they: use non-prescription drugs to get high?

Response	6	8	10	12	Total
No risk	10.0	5.5	6.3	2.7	6.6
Slight risk	2.6	3.8	7.7	2.7	4.2
Moderate risk	10.4	14.5	16.4	14.4	13.7
Great risk	77.0	76.1	69.6	80.1	75.5
N of Valid	270	289	207	146	912
N of Miss	16	15	13	7	51

Table 128: Have you ever used smokeless tobacco (chew, snuff, plug, dipping tobacco, or chewing tobacco)?

Response	6	8	10	12	Total
Never	93.1	88.7	83.2	72.8	86.2
Once or Twice	5.5	6.5	7.7	13.6	7.6
Once in a while but not regularly	1.1	1.7	4.3	2.7	2.3
Regularly in the past	0.0	1.0	2.9	4.8	1.7
Regularly now	0.4	2.1	1.9	6.1	2.2
N of Valid	275	292	208	147	922
N of Miss	11	12	12	6	41

Table 129: How often have you taken smokeless tobacco during the past 30 days?

Response	6	8	10	12	Total
Not at all	97.4	97.3	93.3	87.1	94.8
Once or twice	2.2	1.4	3.4	4.1	2.5
Once or twice per week	0.0	0.3	0.5	2.0	0.5
Three to five times per week	0.0	0.0	1.0	0.7	0.3
About once a day	0.0	0.0	1.0	1.4	0.4
More than once a day	0.4	1.0	1.0	4.8	1.4
N of Valid	273	292	208	147	920
N of Miss	13	12	12	6	43

Table 130: Have you ever smoked cigarettes?






Response	6	8	10	12	Total	
Never	92.0	83.8	71.6	62.3	80.1	
Once or Twice	5.8	11.7	12.0	14.4	10.4	
Once in a while but not regularly	1.5	1.7	4.3	11.6	3.8	
Regularly in the past	0.4	2.4	4.8	4.1	2.6	
Regularly now	0.4	0.3	7.2	7.5	3.0	
N of Valid	274	291	208	146	919	
N of Miss	12	13	12	7	44	

Table 131: How frequently have you smoked cigarettes during the past 30 days?








Response	6	8	10	12	Total	
Not at all	98.5	97.6	86.5	85.0	93.4	
Less than one cigarette per day	1.1	0.7	5.3	6.8	2.8	
One to five cigarettes per day	0.0	1.7	3.8	4.1	2.1	
About one-half pack per day	0.0	0.0	2.4	2.7	1.0	
About one pack per day	0.0	0.0	1.0	0.7	0.3	
About one and one-half packs per day	0.4	0.0	0.5	0.0	0.2	
Two packs or more per day	0.0	0.0	0.5	0.7	0.2	
N of Valid	275	291	208	147	921	
N of Miss	11	13	12	6	42	

Table 132: Which statement best describes rules about smoking inside your home?






Response	6	8	10	12	Total	
Smoking is not allowed anywhere inside your home	64.5	68.8	67.3	78.2	68.7	
Smoking is allowed in some places and at some times	9.9	6.2	4.8	6.8	7.1	
Smoking is allowed anywhere inside the home	3.3	3.1	6.7	2.0	3.8	
There are no rules about smoking inside the home	3.7	7.5	10.1	4.8	6.5	
I don't know	18.7	14.4	11.1	8.2	13.9	
N of Valid	273	292	208	147	920	
N of Miss	13	12	12	6	43	

Table 133: Which statement best describes rules about smoking in your family cars?







Response	6	8	10	12	Total	
Smoking is never allowed in any car	63.7	59.4	58.7	68.0	61.9	
Smoking is allowed sometimes or in some cars	12.1	11.8	11.2	16.3	12.5	
Smoking is allowed in any car anytime	3.7	6.2	8.7	4.8	5.8	
There are no rules about smoking in the car	4.8	8.3	12.1	3.4	7.3	
We do not have a family car	0.4	0.0	1.0	0.7	0.4	
I don't know	15.4	14.2	8.3	6.8	12.0	
N of Valid	273	288	206	147	914	
N of Miss	13	16	14	6	49	

Table 134: During this school year, were you taught in any of your classes about the dangers of tobacco use?






Response	6	8	10	12	Total	
Strongly agree	43.1	34.0	21.4	15.9	31.0	
Agree	31.5	33.3	32.3	33.8	32.6	
Disagree	4.1	13.5	10.0	13.8	10.0	
Strongly disagree	4.9	6.2	15.4	20.0	10.1	
I don't know	16.5	12.8	20.9	16.6	16.3	
N of Valid	267	288	201	145	901	
N of Miss	19	16	19	8	62	

Table 135: During the past 12 months, have you participated in any community activities to discourage people your age from using cigarettes, chewing tobacco, snuff, dip or cigars?






Response	6	8	10	12	Total	
Strongly agree	16.0	16.4	9.0	10.3	13.6	
Agree	16.8	13.6	12.9	15.2	14.7	
Disagree	16.8	21.0	21.4	21.4	19.9	
Strongly disagree	17.9	23.4	28.4	33.1	24.5	
I don't know	32.4	25.5	28.4	20.0	27.3	
N of Valid	262	286	201	145	894	
N of Miss	24	18	19	8	69	

Table 136: Think back over the last two weeks. How many times have you had five or more alcoholic drinks in a row?


Response	6	8	10	12	Total	
None	98.5	92.4	85.3	83.7	91.2	
Once	1.1	2.4	6.4	4.8	3.3	
Twice	0.0	1.0	4.4	7.5	2.5	
3-5 times	0.4	1.7	1.5	4.1	1.6	
6-9 times	0.0	0.7	1.0	0.0	0.4	
10 or more times	0.0	1.7	1.5	0.0	0.9	
N of Valid	271	288	204	147	910	
N of Miss	15	16	16	6	53	

Table 137: During the past 30 days, how many times did you ride in a car or other vehicle driven by someone who had been drinking alcohol or using drugs to get high?


Response	6	8	10	12	Total	
0 times	90.6	87.0	82.0	87.1	86.9	
1 time	3.4	6.3	8.3	6.8	6.0	
2 or 3 times	2.2	3.2	5.4	2.7	3.3	
4 or 5 times	0.0	1.1	2.4	1.4	1.1	
6 or more times	3.7	2.5	2.0	2.0	2.7	
N of Valid	267	285	205	147	904	
N of Miss	19	19	15	6	59	

Table 138: During the past 30 days, how many times did you drive a car or other vehicle when you had been drinking alcohol or using drugs to get high?


Response	6	8	10	12	Total	
I did not drive a car in the past 30 days	54.3	56.4	37.3	19.2	45.3	
0 times	45.7	42.5	58.8	74.0	52.4	
1 time	0.0	0.0	2.5	2.7	1.0	
2 or 3 times	0.0	0.7	1.5	1.4	0.8	
4 or 5 times	0.0	0.0	0.0	0.7	0.1	
6 or more times	0.0	0.4	0.0	2.1	0.5	
N of Valid	258	280	204	146	888	
N of Miss	28	24	16	7	75	

Table 139: If you drank alcohol (not just a sip or taste) in the past year, how did you usually get it?

Response	6	8	10	12	Total	
I did not drink alcohol in the past year	94.2	83.8	66.8	61.1	79.3	
I bought it myself with a fake ID	0.0	0.0	0.0	0.0	0.0	
I bought it myself without a fake ID	0.0	0.4	1.5	0.0	0.5	
I got it from someone I know age 21 or older	0.8	3.5	7.4	21.5	6.5	
I got it from someone I know under age 21	0.0	1.8	3.5	3.5	1.9	
I got it from my brother or sister	0.0	1.8	2.0	0.7	1.1	
I got it from home with my parents' permission	1.6	2.5	6.4	3.5	3.3	
I got it from home without my parents' permission	0.8	0.7	3.5	1.4	1.5	
I got it from another relative	0.8	2.1	1.5	0.7	1.4	
A stranger bought it for me	0.0	0.4	1.0	0.0	0.3	
I took it from a store or shop	0.0	0.0	0.0	0.0	0.0	
Other	1.9	3.2	6.4	7.6	4.3	
N of Valid	258	284	202	144	888	
N of Miss	28	20	18	9	75	

Table 140: If you drank alcohol (not just a sip or taste) in the past year, where did you usually drink it?

Response	6	8	10	12	Total	
I did not drink alcohol in the past year	95.7	85.6	67.2	59.4	80.1	
at my home	1.6	4.9	13.9	9.8	6.8	
at someone else's home	1.9	6.7	14.4	21.0	9.4	
at an open area like a park, beach, field, back road, woods, or a street corner	0.4	1.8	2.5	7.0	2.4	
at a sporting event or concert	0.0	0.7	0.0	0.0	0.2	
at a restaurant, bar, or a nightclub	0.0	0.0	0.5	0.7	0.2	
at an empty building or a construction site	0.0	0.0	0.0	0.0	0.0	
at a hotel/motel	0.0	0.4	0.5	0.7	0.3	
in a car	0.4	0.0	1.0	0.0	0.3	
at school	0.0	0.0	0.0	1.4	0.2	
N of Valid	257	284	201	143	885	
N of Miss	29	20	19	10	78	

Table 141: How do you feel about someone your age having one or two drinks of an alcoholic beverage nearly every day?





Response	6	8	10	12	Total	
Neither approve nor disapprove	15.8	24.1	28.4	28.5	23.3	
Somewhat disapprove	6.4	14.7	19.1	24.3	14.8	
Strongly disapprove	60.9	47.6	43.1	40.3	49.3	
Don't know or can't say	16.9	13.6	9.3	6.9	12.6	
N of Valid	266	286	204	144	900	
N of Miss	20	18	16	9	63	

Table 142: On how many occasions have you had alcoholic beverages (beer, wine or hard liquor) to drink in your lifetime - more than just a few sips?








Response	6	8	10	12	Total	
0	88.6	74.6	51.7	48.3	69.4	
01/02/13	7.4	11.5	15.8	11.7	11.3	
03/05/13	2.2	4.5	9.9	11.0	6.1	
06/09/13	0.0	3.5	5.9	8.3	3.8	
10/19/13	1.1	3.1	6.4	6.2	3.8	
20-39	0.7	1.0	5.4	9.0	3.2	
40	0.0	1.7	4.9	5.5	2.5	
N of Valid	271	287	203	145	906	
N of Miss	15	17	17	8	57	

Table 143: On how many occasions have you drunk one of more drinks of an alcoholic beverage during the past 30 days?







Response	6	8	10	12	Total	
0	99.6	93.7	81.0	73.8	89.4	
01/02/13	0.4	2.5	11.0	13.8	5.6	
03/05/13	0.0	2.5	4.0	8.3	3.0	
06/09/13	0.0	0.7	2.5	3.4	1.3	
10/19/13	0.0	0.7	1.0	0.7	0.6	
20-39	0.0	0.0	0.5	0.0	0.1	
40	0.0	0.0	0.0	0.0	0.0	
N of Valid	270	285	200	145	900	
N of Miss	16	19	20	8	63	

Table 144: On how many occasions have you used marijuana (grass, pot) or hashish (hash, hash oil) in your lifetime?


Response	6	8	10	12	Total	
0	98.5	91.5	75.9	74.1	87.3	
01/02/13	1.5	3.5	4.0	7.7	3.7	
03/05/13	0.0	1.4	5.5	1.4	1.9	
06/09/13	0.0	1.1	2.0	2.1	1.1	
10/19/13	0.0	0.0	3.5	2.8	1.2	
20-39	0.0	0.7	3.0	3.5	1.5	
40	0.0	1.8	6.0	8.4	3.2	
N of Valid	267	284	199	143	893	
N of Miss	19	20	21	10	70	

Table 145: On how many occasions have you used marijuana (grass, pot) or hashish (hash, hash oil) during the past 30 days?


Response	6	8	10	12	Total	
0	100.0	96.5	92.5	92.4	96.0	
01/02/13	0.0	1.1	3.5	0.7	1.2	
03/05/13	0.0	0.7	2.5	2.8	1.2	
06/09/13	0.0	0.4	0.5	2.1	0.6	
10/19/13	0.0	1.1	0.5	0.0	0.4	
20-39	0.0	0.0	0.5	0.7	0.2	
40	0.0	0.4	0.0	1.4	0.3	
N of Valid	269	284	200	144	897	
N of Miss	17	20	20	9	66	

Table 146: On how many occasions have you used LSD or other psychedelics in your lifetime?


Response	6	8	10	12	Total	
0	99.6	99.6	95.5	97.9	98.4	
01/02/13	0.0	0.4	3.0	0.7	0.9	
03/05/13	0.0	0.0	1.0	0.7	0.3	
06/09/13	0.4	0.0	0.5	0.7	0.3	
10/19/13	0.0	0.0	0.0	0.0	0.0	
20-39	0.0	0.0	0.0	0.0	0.0	
40	0.0	0.0	0.0	0.0	0.0	
N of Valid	266	284	200	144	894	
N of Miss	20	20	20	9	69	

Table 147: On how many occasions have you used LSD or other psychedelics during the past 30 days?



Response	6	8	10	12	Total	
0	100.0	100.0	99.5	100.0	99.9	
01/02/13	0.0	0.0	0.5	0.0	0.1	
03/05/13	0.0	0.0	0.0	0.0	0.0	
06/09/13	0.0	0.0	0.0	0.0	0.0	
10/19/13	0.0	0.0	0.0	0.0	0.0	
20-39	0.0	0.0	0.0	0.0	0.0	
40	0.0	0.0	0.0	0.0	0.0	
N of Valid	266	284	200	144	894	
N of Miss	20	20	20	9	69	

Table 148: On how many occasions have you used cocaine or crack in your lifetime?




Response	6	8	10	12	Total	
0	99.6	100.0	99.0	98.6	99.4	
01/02/13	0.0	0.0	0.0	0.7	0.1	
03/05/13	0.4	0.0	1.0	0.7	0.4	
06/09/13	0.0	0.0	0.0	0.0	0.0	
10/19/13	0.0	0.0	0.0	0.0	0.0	
20-39	0.0	0.0	0.0	0.0	0.0	
40	0.0	0.0	0.0	0.0	0.0	
N of Valid	269	284	200	144	897	
N of Miss	17	20	20	9	66	

Table 149: On how many occasions have you used cocaine or crack during the past 30 days?




Response	6	8	10	12	Total	
0	100.0	100.0	99.0	100.0	99.8	
01/02/13	0.0	0.0	0.5	0.0	0.1	
03/05/13	0.0	0.0	0.5	0.0	0.1	
06/09/13	0.0	0.0	0.0	0.0	0.0	
10/19/13	0.0	0.0	0.0	0.0	0.0	
20-39	0.0	0.0	0.0	0.0	0.0	
40	0.0	0.0	0.0	0.0	0.0	
N of Valid	267	284	200	144	895	
N of Miss	19	20	20	9	68	

Table 150: On how many occasions have you sniffed glue, breathed the contents of an aerosol spray can, or inhaled other gases or sprays, in order to get high in your lifetime?


Response	6	8	10	12	Total	
0	95.9	93.0	89.5	93.8	93.2	
01/02/13	2.2	3.5	5.0	4.2	3.6	
03/05/13	0.7	2.1	1.0	0.7	1.2	
06/09/13	0.7	1.1	1.5	0.0	0.9	
10/19/13	0.0	0.0	2.0	0.0	0.4	
20-39	0.0	0.0	1.0	0.0	0.2	
40	0.4	0.4	0.0	1.4	0.4	
N of Valid	269	284	200	144	897	
N of Miss	17	20	20	9	66	

Table 151: On how many occasions have you sniffed glue, breathed the contents of an aerosol spray can, or inhaled other gases or sprays, in order to get high during the past 30 days?


Response	6	8	10	12	Total	
0	98.1	98.2	97.5	100.0	98.3	
01/02/13	1.5	1.1	1.0	0.0	1.0	
03/05/13	0.4	0.7	1.5	0.0	0.7	
06/09/13	0.0	0.0	0.0	0.0	0.0	
10/19/13	0.0	0.0	0.0	0.0	0.0	
20-39	0.0	0.0	0.0	0.0	0.0	
40	0.0	0.0	0.0	0.0	0.0	
N of Valid	269	284	199	144	896	
N of Miss	17	20	21	9	67	

Table 152: On how many occasions have you used Daztrex in your lifetime?


Response	6	8	10	12	Total	
0	100.0	100.0	100.0	100.0	100.0	
01/02/13	0.0	0.0	0.0	0.0	0.0	
03/05/13	0.0	0.0	0.0	0.0	0.0	
06/09/13	0.0	0.0	0.0	0.0	0.0	
10/19/13	0.0	0.0	0.0	0.0	0.0	
20-39	0.0	0.0	0.0	0.0	0.0	
40	0.0	0.0	0.0	0.0	0.0	
N of Valid	265	283	200	144	892	
N of Miss	21	21	20	9	71	

Table 153: On how many occasions have you used Daztrex during the past 30 days?


Response	6	8	10	12	Total	
0	100.0	100.0	100.0	100.0	100.0	
01/02/13	0.0	0.0	0.0	0.0	0.0	
03/05/13	0.0	0.0	0.0	0.0	0.0	
06/09/13	0.0	0.0	0.0	0.0	0.0	
10/19/13	0.0	0.0	0.0	0.0	0.0	
20-39	0.0	0.0	0.0	0.0	0.0	
40	0.0	0.0	0.0	0.0	0.0	
N of Valid	266	281	200	144	891	
N of Miss	20	23	20	9	72	

Table 154: On how many occasions have you used synthetic marijuana in your lifetime?








Response	6	8	10	12	Total	
0	99.6	97.9	92.5	89.6	95.9	
01/02/13	0.4	0.4	2.0	4.9	1.5	
03/05/13	0.0	1.1	2.5	2.8	1.3	
06/09/13	0.0	0.4	1.0	2.1	0.7	
10/19/13	0.0	0.0	0.5	0.0	0.1	
20-39	0.0	0.4	0.5	0.0	0.2	
40	0.0	0.0	1.0	0.7	0.3	
N of Valid	269	283	200	144	896	
N of Miss	17	21	20	9	67	

Table 155: On how many occasions have you used synthetic marijuana during the past 30 days?


Response	6	8	10	12	Total	
0	100.0	99.3	98.5	98.6	99.2	
01/02/13	0.0	0.0	0.5	0.7	0.2	
03/05/13	0.0	0.4	1.0	0.0	0.3	
06/09/13	0.0	0.4	0.0	0.7	0.2	
10/19/13	0.0	0.0	0.0	0.0	0.0	
20-39	0.0	0.0	0.0	0.0	0.0	
40	0.0	0.0	0.0	0.0	0.0	
N of Valid	269	283	200	144	896	
N of Miss	17	21	20	9	67	

Table 156: On how many occasions have you used methamphetamines (meth, speed, crank, crystal meth) in your lifetime?


Response	6	8	10	12	Total	
0	99.6	99.6	98.5	97.9	99.1	
01/02/13	0.4	0.0	1.0	0.7	0.4	
03/05/13	0.0	0.4	0.5	0.7	0.3	
06/09/13	0.0	0.0	0.0	0.0	0.0	
10/19/13	0.0	0.0	0.0	0.7	0.1	
20-39	0.0	0.0	0.0	0.0	0.0	
40	0.0	0.0	0.0	0.0	0.0	
N of Valid	269	283	200	144	896	
N of Miss	17	21	20	9	67	

Table 157: On how many occasions have you used methamphetamines (meth, speed, crank, crystal meth) in the past 30 days?


Response	6	8	10	12	Total	
0	100.0	99.6	100.0	100.0	99.9	
01/02/13	0.0	0.4	0.0	0.0	0.1	
03/05/13	0.0	0.0	0.0	0.0	0.0	
06/09/13	0.0	0.0	0.0	0.0	0.0	
10/19/13	0.0	0.0	0.0	0.0	0.0	
20-39	0.0	0.0	0.0	0.0	0.0	
40	0.0	0.0	0.0	0.0	0.0	
N of Valid	269	283	200	143	895	
N of Miss	17	21	20	10	68	

Table 158: On how many occasions have you used other chemical products (bath salts, plant food, etc.) in your lifetime?

Response	6	8	10	12	Total	
0	98.5	98.9	99.0	100.0	99.0	
01/02/13	0.7	0.4	1.0	0.0	0.6	
03/05/13	0.7	0.0	0.0	0.0	0.2	
06/09/13	0.0	0.0	0.0	0.0	0.0	
10/19/13	0.0	0.4	0.0	0.0	0.1	
20-39	0.0	0.0	0.0	0.0	0.0	
40	0.0	0.4	0.0	0.0	0.1	
N of Valid	269	282	200	143	894	
N of Miss	17	22	20	10	69	

Table 159: On how many occasions have you used other chemical products (bath salts, plant food, etc.) during the past 30 days?

Response	6	8	10	12	Total	
0	98.9	99.6	100.0	100.0	99.6	
01/02/13	0.7	0.0	0.0	0.0	0.2	
03/05/13	0.4	0.0	0.0	0.0	0.1	
06/09/13	0.0	0.0	0.0	0.0	0.0	
10/19/13	0.0	0.4	0.0	0.0	0.1	
20-39	0.0	0.0	0.0	0.0	0.0	
40	0.0	0.0	0.0	0.0	0.0	
N of Valid	269	283	200	144	896	
N of Miss	17	21	20	9	67	

Table 160: On how many occasions have you used heroin or other opiates in your lifetime?

Response	6	8	10	12	Total	
0	99.6	99.6	97.5	97.9	98.9	
01/02/13	0.4	0.0	0.5	0.7	0.3	
03/05/13	0.0	0.4	1.0	0.7	0.4	
06/09/13	0.0	0.0	0.5	0.0	0.1	
10/19/13	0.0	0.0	0.0	0.0	0.0	
20-39	0.0	0.0	0.0	0.0	0.0	
40	0.0	0.0	0.5	0.7	0.2	
N of Valid	268	282	200	144	894	
N of Miss	18	22	20	9	69	

Table 161: On how many occasions have you used heroin or other opiates during the past 30 days?


Response	6	8	10	12	Total	
0	100.0	100.0	100.0	100.0	100.0	
01/02/13	0.0	0.0	0.0	0.0	0.0	
03/05/13	0.0	0.0	0.0	0.0	0.0	
06/09/13	0.0	0.0	0.0	0.0	0.0	
10/19/13	0.0	0.0	0.0	0.0	0.0	
20-39	0.0	0.0	0.0	0.0	0.0	
40	0.0	0.0	0.0	0.0	0.0	
N of Valid	268	281	200	144	893	
N of Miss	18	23	20	9	70	

Table 162: On how many occasions have you used MDMA ('X', 'E', or ecstasy) in your lifetime?






Response	6	8	10	12	Total	
0	100.0	100.0	96.0	98.6	98.9	
01/02/13	0.0	0.0	2.0	0.7	0.6	
03/05/13	0.0	0.0	1.0	0.7	0.3	
06/09/13	0.0	0.0	0.5	0.0	0.1	
10/19/13	0.0	0.0	0.5	0.0	0.1	
20-39	0.0	0.0	0.0	0.0	0.0	
40	0.0	0.0	0.0	0.0	0.0	
N of Valid	265	282	200	144	891	
N of Miss	21	22	20	9	72	

Table 163: On how many occasions have you used MDMA ('X', 'E', or ecstasy) during the past 30 days?



Response	6	8	10	12	Total	
0	100.0	100.0	99.5	100.0	99.9	
01/02/13	0.0	0.0	0.0	0.0	0.0	
03/05/13	0.0	0.0	0.0	0.0	0.0	
06/09/13	0.0	0.0	0.0	0.0	0.0	
10/19/13	0.0	0.0	0.0	0.0	0.0	
20-39	0.0	0.0	0.5	0.0	0.1	
40	0.0	0.0	0.0	0.0	0.0	
N of Valid	265	279	199	144	887	
N of Miss	21	25	21	9	76	

Table 164: On how many occasions have you taken prescription drugs (such as Valium, Xanax, Ritalin, Adderall, OxyContin, Darvocet, or sleeping pills) not prescribed to you in your lifetime?








Response	6	8	10	12	Total	
0	97.8	96.8	87.0	89.6	93.7	
01/02/13	1.1	1.1	4.0	3.5	2.1	
03/05/13	0.4	0.4	2.5	2.8	1.2	
06/09/13	0.4	0.4	0.5	0.7	0.4	
10/19/13	0.4	0.7	2.0	2.1	1.1	
20-39	0.0	0.0	1.5	0.0	0.3	
40	0.0	0.7	2.5	1.4	1.0	
N of Valid	267	282	200	144	893	
N of Miss	19	22	20	9	70	

Table 165: On how many occasions have you taken prescription drugs (such as Valium, Xanax, Ritalin, Adderall, OxyContin, Darvocet, or sleeping pills) not prescribed to you during the past 30 days?







Response	6	8	10	12	Total	
0	99.3	97.9	95.0	97.2	97.5	
01/02/13	0.0	0.7	2.5	1.4	1.0	
03/05/13	0.4	0.7	0.5	1.4	0.7	
06/09/13	0.0	0.0	2.0	0.0	0.4	
10/19/13	0.4	0.0	0.0	0.0	0.1	
20-39	0.0	0.0	0.0	0.0	0.0	
40	0.0	0.7	0.0	0.0	0.2	
N of Valid	267	281	200	144	892	
N of Miss	19	23	20	9	71	

Table 166: On how many occasions have you taken non-prescription medicines such as diet pills (for example, Dietac, Dexatrim or Prolamine), stay-awake pills (for example No-Doz, Vivarin, or Wake), or cough or cold medicines (robos, DXM, etc.) to get high in your lifetime?








Response	6	8	10	12	Total	
0	97.0	98.9	93.4	95.1	96.5	
01/02/13	2.6	0.7	0.0	1.4	1.2	
03/05/13	0.4	0.0	2.0	1.4	0.8	
06/09/13	0.0	0.0	2.0	0.0	0.5	
10/19/13	0.0	0.4	0.5	0.7	0.3	
20-39	0.0	0.0	1.0	0.7	0.3	
40	0.0	0.0	1.0	0.7	0.3	
N of Valid	266	279	198	144	887	
N of Miss	20	25	22	9	76	

Table 167: On how many occasions have you taken non-prescription medicines such as diet pills (for example, Dietac, Dexatrim or Prolamine), stay-awake pills (for example No-Doz, Vivarin, or Wake), or cough or cold medicines (robos, DXM, etc.) to get high during the past 30 days?





Response	6	8	10	12	Total	
0	99.6	99.3	98.0	100.0	99.2	
01/02/13	0.4	0.7	1.0	0.0	0.6	
03/05/13	0.0	0.0	0.0	0.0	0.0	
06/09/13	0.0	0.0	0.5	0.0	0.1	
10/19/13	0.0	0.0	0.5	0.0	0.1	
20-39	0.0	0.0	0.0	0.0	0.0	
40	0.0	0.0	0.0	0.0	0.0	
N of Valid	266	280	197	143	886	
N of Miss	20	24	23	10	77	

Table 168: On how many occasions have you been drunk or very high from drinking alcoholic beverages during the past 30 days?







Response	6	8	10	12	Total	
0	99.6	95.4	86.3	88.8	93.6	
01/02/13	0.4	1.1	8.6	7.0	3.5	
03/05/13	0.0	2.1	2.0	2.8	1.6	
06/09/13	0.0	0.7	2.0	1.4	0.9	
10/19/13	0.0	0.0	1.0	0.0	0.2	
20-39	0.0	0.0	0.0	0.0	0.0	
40	0.0	0.7	0.0	0.0	0.2	
N of Valid	266	280	197	143	886	
N of Miss	20	24	23	10	77	

Table 169: On how many occasions have you drunk flavored alcoholic beverages, sometimes called 'alcopops' (like Mike's Hard Lemonade, Smirnoff Ice, Bacardi Breezers, etc.) in your lifetime?








Response	6	8	10	12	Total	
0	95.5	86.5	68.8	69.2	82.5	
01/02/13	2.6	6.8	12.6	9.1	7.2	
03/05/13	0.7	2.1	6.5	5.6	3.3	
06/09/13	0.4	1.8	3.0	5.6	2.2	
10/19/13	0.0	1.8	4.0	4.2	2.1	
20-39	0.7	0.7	1.0	4.2	1.3	
40	0.0	0.4	4.0	2.1	1.3	
N of Valid	268	281	199	143	891	
N of Miss	18	23	21	10	72	

Table 170: On how many occasions have you drunk flavored alcoholic beverages, sometimes called 'alcopops' (like Mike's Hard Lemonade, Smirnoff Ice, Bacardi Breezers, etc.) during the past 30 days?






Response	6	8	10	12	Total	
0	100.0	94.3	87.9	84.0	92.9	
01/02/13	0.0	2.5	7.0	11.1	4.1	
03/05/13	0.0	1.4	3.5	4.2	1.9	
06/09/13	0.0	1.4	0.0	0.0	0.4	
10/19/13	0.0	0.4	1.5	0.7	0.6	
20-39	0.0	0.0	0.0	0.0	0.0	
40	0.0	0.0	0.0	0.0	0.0	
N of Valid	267	283	199	144	893	
N of Miss	19	21	21	9	70	

Table 171: If you used prescription drugs or over the counter drugs without a doctor telling you to use it or for the purpose of getting high, where did you get these drugs?










Response	6	8	10	12	Total	
I did not use prescription drugs or over the counter drugs to get high.	99.2	96.7	93.8	91.5	95.9	
I bought it or took it from a store or shop.	0.4	0.4	0.0	0.0	0.2	
I got it from my parents with permission.	0.0	1.5	0.0	0.0	0.5	
I got it from home without permission.	0.4	0.0	1.0	1.4	0.6	
I got it from a relative with permission.	0.0	0.0	0.0	0.0	0.0	
I got it from a relative without permission.	0.0	0.0	0.0	0.7	0.1	
I got it from a friends home with permission.	0.0	0.0	0.5	0.7	0.2	
I got it from a friends home without permission.	0.0	0.0	0.0	0.0	0.0	
I got it from a friend while at school.	0.0	0.0	2.1	1.4	0.7	
I got it from a friend while at a party.	0.0	0.7	1.5	2.1	0.9	
I got it from a friend, elsewhere	0.0	0.7	1.0	2.1	0.8	
N of Valid	253	275	195	141	864	
N of Miss	33	29	25	12	99	

Table 172: During the last month, about how many marijuana cigarettes, or the equivalent, did you smoke a day, on the average?


Response	6	8	10	12	Total	
None	99.2	95.7	92.3	93.7	95.7	
Less than 1 a day	0.4	1.8	3.1	1.4	1.6	
1 a day	0.0	1.8	2.0	2.8	1.5	
2-3 a day	0.0	0.4	1.5	0.7	0.6	
4-6 a day	0.0	0.0	1.0	0.0	0.2	
7-10 a day	0.4	0.4	0.0	0.7	0.3	
11 or more a day	0.0	0.0	0.0	0.7	0.1	
N of Valid	262	278	196	142	878	
N of Miss	24	26	24	11	85	

Table 173: How wrong do your friends feel it would be for YOU to: drink alcohol?


Response	6	8	10	12	Total	
Very wrong	80.5	57.5	45.6	38.0	58.5	
Wrong	9.6	20.7	27.7	25.4	19.7	
A little bit wrong	7.7	13.9	12.3	21.1	12.9	
Not wrong at all	2.3	7.9	14.4	15.5	8.9	
N of Valid	261	280	195	142	878	
N of Miss	25	24	25	11	85	

Table 174: How wrong do your friends feel it would be for YOU to: smoke tobacco?


Response	6	8	10	12	Total	
Very wrong	86.5	68.1	50.3	42.3	65.4	
Wrong	7.3	17.2	24.1	25.4	17.1	
A little bit wrong	4.2	8.2	14.4	14.1	9.4	
Not wrong at all	1.9	6.5	11.3	18.3	8.1	
N of Valid	259	279	195	142	875	
N of Miss	27	25	25	11	88	

Table 175: How wrong do your friends feel it would be for YOU to: smoke marijuana?





Response	6	8	10	12	Total	
Very wrong	90.0	68.7	53.8	49.3	68.6	
Wrong	5.7	13.7	17.9	19.7	13.2	
A little bit wrong	2.3	10.1	9.7	14.8	8.4	
Not wrong at all	1.9	7.6	18.5	16.2	9.7	
N of Valid	261	278	195	142	876	
N of Miss	25	26	25	11	87	

Table 176: How wrong do your friends feel it would be for YOU to: use prescription drugs not prescribed to you





Response	6	8	10	12	Total	
Very wrong	90.0	77.4	65.1	69.7	77.2	
Wrong	6.1	13.3	20.5	15.5	13.1	
A little bit wrong	2.7	6.1	8.7	7.7	5.9	
Not wrong at all	1.1	3.2	5.6	7.0	3.8	
N of Valid	261	279	195	142	877	
N of Miss	25	25	25	11	86	

Table 177: How wrong would most adults (over 21) in your neighborhood think it is for kids your age: to use marijuana?





Response	6	8	10	12	Total	
Very wrong	90.5	75.1	67.5	63.8	76.2	
Wrong	5.3	14.1	16.0	22.0	13.1	
A little bit wrong	2.7	6.9	9.3	8.5	6.4	
Not wrong at all	1.5	4.0	7.2	5.7	4.2	
N of Valid	263	277	194	141	875	
N of Miss	23	27	26	12	88	

Table 178: How wrong would most adults (over 21) in your neighborhood think it is for kids your age: to drink alcohol?





Response	6	8	10	12	Total	
Very wrong	82.8	67.9	54.6	52.5	66.9	
Wrong	11.1	16.2	18.6	23.4	16.4	
A little bit wrong	3.1	9.7	16.0	17.7	10.4	
Not wrong at all	3.1	6.1	10.8	6.4	6.3	
N of Valid	262	277	194	141	874	
N of Miss	24	27	26	12	89	

Table 179: How wrong would most adults (over 21) in your neighborhood think it is for kids your age: to smoke cigarettes?





Response	6	8	10	12	Total	
Very wrong	84.6	70.5	58.2	51.1	68.9	
Wrong	8.1	15.6	22.7	24.1	16.3	
A little bit wrong	5.0	9.5	6.2	13.5	8.0	
Not wrong at all	2.3	4.4	12.9	11.3	6.8	
N of Valid	260	275	194	141	870	
N of Miss	26	29	26	12	93	

Table 180: How much do each of the following statements describe your neighborhood? crime and/or drug selling





Response	6	8	10	12	Total	
NO!	81.2	68.5	63.0	63.9	70.3	
no	13.8	22.1	23.8	22.9	20.1	
yes	3.1	5.8	10.1	10.4	6.7	
YES!	1.9	3.6	3.2	2.8	2.9	
N of Valid	261	276	189	144	870	
N of Miss	25	28	31	9	93	

Table 181: How much do each of the following statements describe your neighborhood? fights





Response	6	8	10	12	Total	
NO!	69.2	61.2	61.9	68.1	64.9	
no	17.3	24.3	23.8	20.8	21.5	
yes	8.8	10.5	11.1	8.3	9.8	
YES!	4.6	4.0	3.2	2.8	3.8	
N of Valid	260	276	189	144	869	
N of Miss	26	28	31	9	94	

Table 182: How much do each of the following statements describe your neighborhood? lots of empty or abandoned buildings





Response	6	8	10	12	Total	
NO!	73.1	64.7	64.6	70.1	68.1	
no	19.2	29.1	25.9	25.0	24.8	
yes	4.6	4.4	6.3	4.2	4.8	
YES!	3.1	1.8	3.2	0.7	2.3	
N of Valid	260	275	189	144	868	
N of Miss	26	29	31	9	95	

Table 183: How much do each of the following statements describe your neighborhood? lots of graffiti





Response	6	8	10	12	Total	
NO!	84.1	70.7	73.8	76.2	76.2	
no	12.7	25.3	20.9	22.4	20.1	
yes	2.4	2.9	3.2	1.4	2.6	
YES!	0.8	1.1	2.1	0.0	1.1	
N of Valid	251	273	187	143	854	
N of Miss	35	31	33	10	109	

Table 184: I feel safe in my neighborhood.

Response	6	8	10	12	Total
NO!	8.0	6.2	7.3	8.4	7.4
no	6.5	5.1	10.4	8.4	7.2
yes	28.7	36.3	33.7	32.2	32.8
YES!	56.7	52.4	48.7	51.0	52.6
N of Valid	261	273	193	143	870
N of Miss	25	31	27	10	93

Table 185: If a kid smoked marijuana in your neighborhood would he or she be caught by the police?

Response	6	8	10	12	Total
NO!	10.7	14.2	25.0	24.5	17.3
no	16.6	32.6	43.2	42.7	31.9
yes	28.9	30.7	21.4	21.7	26.5
YES!	43.9	22.5	10.4	11.2	24.2
N of Valid	253	267	192	143	855
N of Miss	33	37	28	10	108

Table 186: If a kid drank some beer, wine or hard liquor (for example, vodka, whiskey, or gin) in your neighborhood would he or she be caught by the police?

Response	6	8	10	12	Total
NO!	13.9	17.8	30.7	28.7	21.4
no	21.0	38.6	45.8	50.3	37.0
yes	29.4	25.0	14.6	14.0	22.1
YES!	35.7	18.6	8.9	7.0	19.5
N of Valid	252	264	192	143	851
N of Miss	34	40	28	10	112

Table 187: If a kid carried a handgun in your neighborhood would he or she be caught by the police?





Response	6	8	10	12	Total	
NO!	13.0	15.2	22.4	21.0	17.2	
no	15.0	24.3	27.1	35.0	24.0	
yes	27.3	30.4	29.7	18.9	27.4	
YES!	44.7	30.0	20.8	25.2	31.5	
N of Valid	253	263	192	143	851	
N of Miss	33	41	28	10	112	

Table 188: If you wanted to get some cigarettes, how easy would it be for you to get some?





Response	6	8	10	12	Total	
Very hard	77.5	53.6	33.3	21.8	50.5	
Sort of hard	9.4	13.6	12.5	10.6	11.6	
Sort of easy	8.6	16.2	27.6	14.8	16.4	
Very easy	4.5	16.6	26.6	52.8	21.5	
N of Valid	244	265	192	142	843	
N of Miss	42	39	28	11	120	

Table 189: If you wanted to get some beer, wine or hard liquor (for example, vodka, whiskey, or gin), how easy would it be for you to get some?





Response	6	8	10	12	Total	
Very hard	77.3	50.4	31.8	19.7	48.7	
Sort of hard	9.9	14.1	9.9	14.8	12.1	
Sort of easy	8.7	19.1	27.6	28.9	19.7	
Very easy	4.1	16.4	30.7	36.6	19.6	
N of Valid	242	262	192	142	838	
N of Miss	44	42	28	11	125	

Table 190: If you wanted to get a drug like cocaine, LSD, or amphetamines, how easy would it be for you to get some?


Response	6	8	10	12	Total	
Very hard	95.0	84.7	72.4	64.8	81.5	
Sort of hard	2.9	8.0	15.6	14.1	9.3	
Sort of easy	0.8	3.4	6.8	10.6	4.7	
Very easy	1.2	3.8	5.2	10.6	4.5	
N of Valid	242	262	192	142	838	
N of Miss	44	42	28	11	125	

Table 191: If you wanted to get a handgun, how easy would it be for you to get one?


Response	6	8	10	12	Total	
Very hard	74.3	63.4	52.1	47.9	61.3	
Sort of hard	10.4	13.0	15.1	12.7	12.7	
Sort of easy	5.0	9.2	13.5	12.0	9.4	
Very easy	10.4	14.5	19.3	27.5	16.6	
N of Valid	241	262	192	142	837	
N of Miss	45	42	28	11	126	

Table 192: If you wanted to get some marijuana, how easy would it be for you to get some?


Response	6	8	10	12	Total	
Very hard	91.3	67.0	46.4	38.3	64.4	
Sort of hard	5.4	12.3	12.5	9.2	9.8	
Sort of easy	1.7	7.7	18.2	17.0	9.9	
Very easy	1.7	13.0	22.9	35.5	15.8	
N of Valid	241	261	192	141	835	
N of Miss	45	43	28	12	128	

Table 193: If you wanted to get prescription drugs for the purpose of getting high, how easy would it be for you to get some?


Response	6	8	10	12	Total	
Very hard	86.2	65.6	51.8	45.1	64.9	
Sort of hard	6.7	14.3	14.1	15.5	12.3	
Sort of easy	3.3	9.3	14.7	16.9	10.1	
Very easy	3.8	10.8	19.4	22.5	12.8	
N of Valid	239	259	191	142	831	
N of Miss	47	45	29	11	132	

Table 194: If you wanted to get synthetic marijuana such as K2 or chemical products such as bath salts to get high, how easy would it be for you to get some?


Response	6	8	10	12	Total	
Very hard	95.9	82.7	65.1	59.9	78.6	
Sort of hard	0.8	9.6	17.7	16.9	10.2	
Sort of easy	0.8	3.1	8.9	9.9	4.9	
Very easy	2.5	4.6	8.3	13.4	6.3	
N of Valid	241	260	192	142	835	
N of Miss	45	44	28	11	128	

Table 195: If you wanted to get steroids to enhance athletic performance, how easy would it be for you to get some?


Response	6	8	10	12	Total	
Very hard	91.7	79.9	69.8	66.2	78.7	
Sort of hard	2.9	11.2	12.0	14.1	9.5	
Sort of easy	2.9	4.2	10.4	8.5	6.0	
Very easy	2.5	4.6	7.8	11.3	5.9	
N of Valid	241	259	192	142	834	
N of Miss	45	45	28	11	129	

Table 196: During the past 12 months, have you participated in any alcohol prevention programs or seen any alcohol prevention messages in your school or community? Yes, a school-based program focused on preventing underage drinking and/or drinking and driving.



Response	6	8	10	12	Total	
No	56.6	76.0	82.3	80.4	72.4	
Yes	43.4	24.0	17.7	19.6	27.6	
N of Valid	286	304	220	153	963	
N of Miss	0	0	0	0	0	

Table 197: During the past 12 months, have you participated in any alcohol prevention programs or seen any alcohol prevention messages in your school or community? Yes, a community-based program focused on preventing underage drinking and/or drinking and driving (for example, through your church or temple or through youth groups like Boys and Girls Club or 4-H).



Response	6	8	10	12	Total	
No	91.6	93.8	95.5	93.5	93.5	
Yes	8.4	6.2	4.5	6.5	6.5	
N of Valid	286	304	220	153	963	
N of Miss	0	0	0	0	0	

Table 198: During the past 12 months, have you participated in any alcohol prevention programs or seen any alcohol prevention messages in your school or community? Yes, a media campaign addressing underage drinking and/or drinking and driving (for example, newspaper ads, posters, pamphlets, radio, TV).



Response	6	8	10	12	Total	
No	93.0	82.6	88.2	90.8	88.3	
Yes	7.0	17.4	11.8	9.2	11.7	
N of Valid	286	304	220	153	963	
N of Miss	0	0	0	0	0	

Table 199: During the past 12 months, have you participated in any alcohol prevention programs or seen any alcohol prevention messages in your school or community? No



Response	6	8	10	12	Total	
No	60.1	49.0	41.4	35.3	48.4	
Yes	39.9	51.0	58.6	64.7	51.6	
N of Valid	286	304	220	153	963	
N of Miss	0	0	0	0	0	

Table 200: How wrong do your parents feel it would be for YOU to: drink beer, wine or hard liquor (for example, vodka, whiskey or gin) regularly?

Response	6	8	10	12	Total	
Very wrong	90.0	82.4	66.1	69.9	79.0	
Wrong	6.6	8.0	22.2	16.8	12.2	
A little bit wrong	2.7	6.9	9.0	12.6	7.0	
Not wrong at all	0.8	2.7	2.6	0.7	1.8	
N of Valid	259	262	189	143	853	
N of Miss	27	42	31	10	110	

Table 201: How wrong do your parents feel it would be for YOU to: smoke tobacco?

Response	6	8	10	12	Total	
Very wrong	94.6	90.1	75.0	68.5	84.5	
Wrong	4.7	6.1	17.6	18.9	10.4	
A little bit wrong	0.0	2.3	3.7	8.4	2.9	
Not wrong at all	0.8	1.5	3.7	4.2	2.2	
N of Valid	257	262	188	143	850	
N of Miss	29	42	32	10	113	

Table 202: How wrong do your parents feel it would be for YOU to: smoke marijuana?

Response	6	8	10	12	Total	
Very wrong	98.8	87.4	78.1	78.3	87.3	
Wrong	1.2	7.3	12.3	12.6	7.4	
A little bit wrong	0.0	2.7	6.4	6.3	3.3	
Not wrong at all	0.0	2.7	3.2	2.8	2.0	
N of Valid	257	262	187	143	849	
N of Miss	29	42	33	10	114	

Table 203: How wrong do your parents feel it would be for YOU to: use prescription drugs not prescribed to you?





Response	6	8	10	12	Total	
Very wrong	96.9	93.2	85.6	92.3	92.5	
Wrong	2.7	4.6	9.6	4.9	5.2	
A little bit wrong	0.4	0.8	3.2	2.8	1.5	
Not wrong at all	0.0	1.5	1.6	0.0	0.8	
N of Valid	257	263	188	143	851	
N of Miss	29	41	32	10	112	

Table 204: How wrong do your parents feel it would be for YOU to: steal something worth more than \$5?





Response	6	8	10	12	Total	
Very wrong	89.8	85.1	79.8	83.2	85.0	
Wrong	8.6	10.3	16.5	11.9	11.4	
A little bit wrong	0.8	2.3	2.7	4.9	2.4	
Not wrong at all	0.8	2.3	1.1	0.0	1.2	
N of Valid	256	262	188	143	849	
N of Miss	30	42	32	10	114	

Table 205: How wrong do your parents feel it would be for YOU to: draw graffiti, write things, or draw pictures on buildings or other property (without the owner's permission)?





Response	6	8	10	12	Total	
Very wrong	92.2	86.2	78.2	86.7	86.3	
Wrong	7.0	9.2	17.0	8.4	10.1	
A little bit wrong	0.4	1.9	2.7	4.2	2.0	
Not wrong at all	0.4	2.7	2.1	0.7	1.5	
N of Valid	257	261	188	143	849	
N of Miss	29	43	32	10	114	

Table 206: How wrong do your parents feel it would be for YOU to: pick a fight with someone?





Response	6	8	10	12	Total	
Very wrong	80.4	67.0	53.7	65.7	68.0	
Wrong	11.9	19.5	25.5	18.9	18.4	
A little bit wrong	6.5	8.0	17.0	12.6	10.3	
Not wrong at all	1.2	5.4	3.7	2.8	3.3	
N of Valid	260	261	188	143	852	
N of Miss	26	43	32	10	111	

Table 207: During the past 12 months, have you talked with at least one of your parents about the dangers of underage drinking and/or drinking and driving? By parents, we mean either your biological parents, adoptive parents, stepparents, or adult guardians - whether or not they live with you.



Response	6	8	10	12	Total	
No	47.4	50.6	61.6	59.3	53.5	
Yes	52.6	49.4	38.4	40.7	46.5	
N of Valid	249	257	185	140	831	
N of Miss	37	47	35	13	132	

Table 208: The rules in my family are clear.





Response	6	8	10	12	Total	
NO!	2.0	1.9	4.8	3.5	2.8	
no	3.5	9.2	11.3	4.2	7.1	
yes	22.7	34.5	36.6	42.7	32.7	
YES!	71.9	54.4	47.3	49.7	57.3	
N of Valid	256	261	186	143	846	
N of Miss	30	43	34	10	117	

Table 209: People in my family often insult or yell at each other.

Response	6	8	10	12	Total	
NO!	38.4	23.8	23.4	23.8	28.2	
no	35.3	44.6	39.7	42.0	40.2	
yes	18.6	22.7	27.2	22.4	22.4	
YES!	7.8	8.8	9.8	11.9	9.2	
N of Valid	258	260	184	143	845	
N of Miss	28	44	36	10	118	

Table 210: When I am not at home, one of my parents knows where I am and who I am with.

Response	6	8	10	12	Total	
NO!	3.9	2.7	2.7	2.1	3.0	
no	4.6	5.4	11.4	8.6	7.0	
yes	17.8	33.7	29.9	40.0	29.0	
YES!	73.7	58.1	56.0	49.3	61.0	
N of Valid	259	258	184	140	841	
N of Miss	27	46	36	13	122	

Table 211: We argue about the same things in my family over and over.

Response	6	8	10	12	Total	
NO!	42.0	20.9	18.5	16.4	26.1	
no	33.1	43.4	33.7	41.4	37.8	
yes	14.4	22.9	31.0	24.3	22.3	
YES!	10.5	12.8	16.8	17.9	13.8	
N of Valid	257	258	184	140	839	
N of Miss	29	46	36	13	124	

Table 212: If you drank some beer or wine or liquor (for example, vodka, whiskey, or gin) without your parents' permission, would you be caught by your parents?

Response	6	8	10	12	Total	
NO!	9.8	9.8	12.9	13.6	11.1	
no	6.7	18.8	29.0	37.1	20.5	
yes	11.4	23.4	25.3	22.9	20.1	
YES!	72.0	48.0	32.8	26.4	48.3	
N of Valid	254	256	186	140	836	
N of Miss	32	48	34	13	127	

Table 213: My family has clear rules about alcohol and drug use.

Response	6	8	10	12	Total	
NO!	4.0	2.7	5.9	3.6	3.9	
no	6.7	11.6	13.4	10.0	10.3	
yes	15.8	22.5	29.0	37.9	24.5	
YES!	73.5	63.2	51.6	48.6	61.3	
N of Valid	253	258	186	140	837	
N of Miss	33	46	34	13	126	

Table 214: If you carried a handgun without your parents' permission, would you be caught by your parents?

Response	6	8	10	12	Total	
NO!	6.3	5.5	11.8	8.6	7.7	
no	2.4	9.0	14.0	15.8	9.3	
yes	13.5	20.4	24.2	25.9	20.1	
YES!	77.8	65.1	50.0	49.6	63.0	
N of Valid	252	255	186	139	832	
N of Miss	34	49	34	14	131	

Table 215: If you skipped school would you be caught by your parents?





Response	6	8	10	12	Total	
NO!	5.5	5.5	10.2	10.7	7.4	
no	3.1	9.5	18.3	21.4	11.5	
yes	13.0	24.1	26.9	29.3	22.2	
YES!	78.3	60.9	44.6	38.6	58.8	
N of Valid	254	253	186	140	833	
N of Miss	32	51	34	13	130	

Table 216: My parents ask if I've gotten my homework done.





Response	6	8	10	12	Total	
NO!	4.3	5.9	10.8	10.0	7.2	
no	0.8	11.3	21.1	19.3	11.6	
yes	17.1	28.5	31.4	40.7	27.7	
YES!	77.8	54.3	36.8	30.0	53.6	
N of Valid	257	256	185	140	838	
N of Miss	29	48	35	13	125	

Table 217: People in my family have serious arguments.





Response	6	8	10	12	Total	
NO!	44.3	29.3	25.0	28.1	32.7	
no	34.0	44.9	39.1	42.4	39.9	
yes	10.7	13.7	17.9	18.0	14.4	
YES!	11.1	12.1	17.9	11.5	13.0	
N of Valid	253	256	184	139	832	
N of Miss	33	48	36	14	131	

Table 218: Would your parents know if you did not come home on time?

Response	6	8	10	12	Total
NO!	2.0	4.7	8.2	9.3	5.4
no	4.7	7.1	13.6	13.6	8.9
yes	21.7	31.1	29.9	31.4	28.0
YES!	71.7	57.1	48.4	45.7	57.7
N of Valid	254	254	184	140	832
N of Miss	32	50	36	13	131

Table 219: Have any of your brothers or sisters ever: drunk beer, wine or hard liquor (for example, vodka, whiskey or gin)?

Response	6	8	10	12	Total
No	77.2	59.8	42.9	47.8	59.4
Yes	18.5	34.3	54.4	49.3	36.4
I don't have any brothers or sisters	4.3	6.0	2.7	2.9	4.2
N of Valid	254	251	182	138	825
N of Miss	32	53	38	15	138

Table 220: Have any of your brothers or sisters ever: smoked marijuana?

Response	6	8	10	12	Total
No	89.8	82.7	70.2	61.4	78.5
Yes	5.5	12.0	27.1	35.7	17.4
I don't have any brothers or sisters	4.7	5.2	2.8	2.9	4.1
N of Valid	254	249	181	140	824
N of Miss	32	55	39	13	139

Table 221: Have any of your brothers or sisters ever: smoked cigarettes?

Response	6	8	10	12	Total
No	79.9	67.7	58.8	53.6	67.1
Yes	15.4	27.0	38.5	43.6	28.8
I don't have any brothers or sisters	4.7	5.2	2.7	2.9	4.1
N of Valid	254	248	182	140	824
N of Miss	32	56	38	13	139

Table 222: Have any of your brothers or sisters ever: taken a handgun to school?




Response	6	8	10	12	Total	
No	95.3	94.0	96.1	91.4	94.4	
Yes	0.0	0.8	1.7	5.0	1.5	
I don't have any brothers or sisters	4.7	5.2	2.2	3.6	4.1	
N of Valid	253	249	181	140	823	
N of Miss	33	55	39	13	140	

Table 223: Have any of your brothers or sisters ever: been suspended or expelled from school?




Response	6	8	10	12	Total	
No	82.7	74.2	68.0	75.0	75.6	
Yes	12.6	20.2	28.7	22.1	20.0	
I don't have any brothers or sisters	4.7	5.6	3.3	2.9	4.4	
N of Valid	254	248	181	140	823	
N of Miss	32	56	39	13	140	

Table 224: Have you changed homes in the past year (the last 12 months)?



Response	6	8	10	12	Total	
No	73.5	74.7	78.1	78.7	75.8	
Yes	26.5	25.3	21.9	21.3	24.2	
N of Valid	257	249	183	141	830	
N of Miss	29	55	37	12	133	

Table 225: How many times have you changed homes since kindergarten?






Response	6	8	10	12	Total	
Never	42.0	32.5	22.8	30.7	33.0	
1 or 2 times	29.0	31.7	35.9	26.4	30.9	
3 or 4 times	14.9	17.1	19.0	22.1	17.7	
5 or 6 times	7.1	9.3	9.2	10.7	8.8	
7 or more times	7.1	9.3	13.0	10.0	9.6	
N of Valid	255	246	184	140	825	
N of Miss	31	58	36	13	138	

Table 226: Have you changed schools (including changing from elementary to middle and middle to high school) in the past year?



Response	6	8	10	12	Total	
No	64.8	67.9	62.5	85.7	68.8	
Yes	35.2	32.1	37.5	14.3	31.2	
N of Valid	250	243	184	140	817	
N of Miss	36	61	36	13	146	

Table 227: How many times have you changed schools since kindergarten (including changing from elementary to middle and middle to high school)?






Response	6	8	10	12	Total	
Never	31.9	29.9	26.1	30.2	29.7	
1 or 2 times	37.9	30.7	23.4	20.1	29.4	
3 or 4 times	16.9	25.7	25.0	30.9	23.8	
5 or 6 times	8.5	6.2	14.7	15.1	10.3	
7 or more times	4.8	7.5	10.9	3.6	6.8	
N of Valid	248	241	184	139	812	
N of Miss	38	63	36	14	151	

Table 228: Has anyone in your family ever had severe alcohol or drug problems?



Response	6	8	10	12	Total	
No	74.8	64.6	56.0	54.0	64.0	
Yes	25.2	35.4	44.0	46.0	36.0	
N of Valid	250	246	182	139	817	
N of Miss	36	58	38	14	146	

Table 229: About how many adults (over 21) have you known personally who in the past year have: used marijuana, crack, cocaine, or other drugs?






Response	6	8	10	12	Total	
0	79.7	69.8	52.8	42.4	64.5	
1	12.4	10.7	11.4	18.7	12.7	
2	2.0	8.3	14.2	12.2	8.3	
03/04/13	3.2	5.4	7.4	10.1	5.9	
5	2.8	5.8	14.2	16.5	8.5	
N of Valid	251	242	176	139	808	
N of Miss	35	62	44	14	155	

Table 230: About how many adults (over 21) have you known personally who in the past year have: sold or dealt drugs?






Response	6	8	10	12	Total	
0	89.2	79.8	68.0	64.7	77.5	
1	7.2	9.5	11.8	15.8	10.4	
2	2.4	4.1	7.9	7.2	4.9	
03/04/13	0.4	4.1	4.5	5.0	3.2	
5	0.8	2.5	7.9	7.2	4.0	
N of Valid	250	242	178	139	809	
N of Miss	36	62	42	14	154	

Table 231: About how many adults (over 21) have you known personally who in the past year have: done other things that could get them in trouble with the police, like stealing, selling stolen goods, mugging or assaulting others, etc.?






Response	6	8	10	12	Total	
0	84.8	76.0	68.9	62.9	74.9	
1	10.0	9.9	10.7	13.6	10.8	
2	2.0	4.5	7.3	11.4	5.6	
03/04/13	1.6	3.7	4.5	5.7	3.6	
5	1.6	5.8	8.5	6.4	5.2	
N of Valid	250	242	177	140	809	
N of Miss	36	62	43	13	154	

Table 232: About how many adults (over 21) have you known personally who in the past year have: gotten drunk or high?






Response	6	8	10	12	Total	
0	62.2	44.0	31.7	27.3	44.0	
1	20.3	17.8	20.6	19.4	19.5	
2	5.6	12.4	9.4	14.4	10.0	
03/04/13	4.4	9.5	12.8	7.9	8.4	
5	7.6	16.2	25.6	30.9	18.1	
N of Valid	251	241	180	139	811	
N of Miss	35	63	40	14	152	

Table 233: Have you seen or heard information about underage drinking in the past 12 months from the following sources? Radio



Response	6	8	10	12	Total	
No	63.9	60.0	69.3	54.0	62.2	
Yes	36.1	40.0	30.7	46.0	37.8	
N of Valid	266	245	176	139	826	
N of Miss	20	59	44	14	137	

Table 234: Have you seen or heard information about underage drinking in the past 12 months from the following sources? TV.



Response	6	8	10	12	Total	
No	37.7	37.6	39.5	33.8	37.4	
Yes	62.3	62.4	60.5	66.2	62.6	
N of Valid	268	242	177	139	826	
N of Miss	18	62	43	14	137	

Table 235: Have you seen or heard information about underage drinking in the past 12 months from the following sources? Print. This includes information on underage drinking you may have seen in the newspaper, on a billboard, in pamphlets, on stickers, etc.



Response	6	8	10	12	Total	
No	55.7	50.4	50.8	54.3	52.8	
Yes	44.3	49.6	49.2	45.7	47.2	
N of Valid	264	244	177	140	825	
N of Miss	22	60	43	13	138	

Table 236: Have you seen or heard information about underage drinking in the past 12 months from the following sources? Website or social media? (Facebook, Myspace, website, etc.)



Response	6	8	10	12	Total	
No	62.2	48.4	46.9	41.3	51.3	
Yes	37.8	51.6	53.1	58.7	48.7	
N of Valid	267	244	177	138	826	
N of Miss	19	60	43	15	137	

Table 237: The next questions ask about your opinions of the information you saw or heard. If you have seen or heard more than one ad, please think about your favorite ad when answering these questions. The information about underage drinking that I saw or heard was convincing.






Response	6	8	10	12	Total	
NO!	28.6	15.4	16.9	14.5	19.8	
no	5.8	12.9	20.9	20.3	13.6	
yes	16.2	25.8	28.5	34.1	24.7	
YES!	22.0	24.2	14.5	19.6	20.6	
I have not seen or heard any ads about underage drinking in the past 12 months.	27.4	21.7	19.2	11.6	21.3	
N of Valid	259	240	172	138	809	
N of Miss	27	64	48	15	154	

Table 238: The next questions ask about your opinions of the information you saw or heard. If you have seen or heard more than one ad, please think about your favorite ad when answering these questions. The information about underage drinking that I saw or heard grabbed my attention.






Response	6	8	10	12	Total	
NO!	24.7	16.7	18.6	14.5	19.3	
no	10.8	16.2	21.5	23.9	16.9	
yes	14.7	21.7	23.8	31.2	21.5	
YES!	22.4	23.8	16.9	18.1	20.9	
I have not seen or heard any ads about underage drinking in the past 12 months.	27.4	21.7	19.2	12.3	21.4	
N of Valid	259	240	172	138	809	
N of Miss	27	64	48	15	154	

Table 239: The next questions ask about your opinions of the information you saw or heard. If you have seen or heard more than one ad, please think about your favorite ad when answering these questions. The information about underage drinking that I saw or heard said something important to me.


Response	6	8	10	12	Total	
NO!	24.1	17.9	17.4	12.3	18.8	
no	7.8	16.2	22.1	19.6	15.4	
yes	17.5	22.9	23.8	32.6	23.0	
YES!	22.6	21.7	15.7	23.2	20.9	
I have not seen or heard any ads about underage drinking in the past 12 months.	28.0	21.2	20.9	12.3	21.8	
N of Valid	257	240	172	138	807	
N of Miss	29	64	48	15	156	

Table 240: The next questions ask about your opinions of the information you saw or heard. If you have seen or heard more than one ad, please think about your favorite ad when answering these questions. Seeing or hearing this information about underage drinking made me want to stop or decrease my drinking.

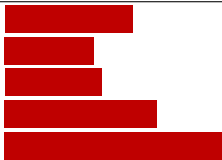

Response	6	8	10	12	Total	
NO!	20.3	16.8	21.1	15.4	18.6	
no	5.2	9.5	17.5	22.1	12.2	
yes	7.4	14.2	13.9	21.3	13.3	
YES!	19.0	26.3	20.5	24.3	22.5	
I have not seen or heard any ads about underage drinking in the past 12 months.	48.1	33.2	27.1	16.9	33.5	
N of Valid	231	232	166	136	765	
N of Miss	55	72	54	17	198	

Table 241: How honest were you in filling out this survey?

Response	6	8	10	12	Total	
I was very honest	88.1	79.8	81.7	72.1	81.6	
I was honest pretty much of the time	10.4	16.5	12.8	21.4	14.5	
I was honest some of the time	1.5	2.5	5.0	5.0	3.1	
I was honest once in a while	0.0	1.2	0.6	1.4	0.7	
I was not honest at all	0.0	0.0	0.0	0.0	0.0	
N of Valid	269	243	180	140	832	
N of Miss	17	61	40	13	131	