

# 2012 APNA

Arkansas Prevention Needs Assessment Student Survey



**Johnson County Tables**

Arkansas Department of Human Services  
**Division of Behavioral Health Services**  
**Prevention Services**

Conducted by International Survey Associates dba Pride Surveys



## Contents

1	INTRODUCTION	10
2	PERCENTAGE TABLES	15

## List of Tables

1	Sex	16
2	Age	16
3	Are you Hispanic or Latino?	16
4	What is your race? Black or African American	17
5	What is your race? Asian	17
6	What is your race? American Indian	17
7	What is your race? Alaska Native	17
8	What is your race? White	18
9	What is your race? Native Hawaiian or Other Pacific Islander	18
10	What is your race? Other	18
11	What is the highest level of schooling completed by your mother or father?	19
12	Think of where you live most of the time. Which of the following people live there with you? Mother	19
13	Think of where you live most of the time. Which of the following people live there with you? Stepmother	19
14	Think of where you live most of the time. Which of the following people live there with you? Foster Mother	20
15	Think of where you live most of the time. Which of the following people live there with you? Grandmother	20
16	Think of where you live most of the time. Which of the following people live there with you? Aunt	20
17	Think of where you live most of the time. Which of the following people live there with you? Father	20
18	Think of where you live most of the time. Which of the following people live there with you? Stepfather	21
19	Think of where you live most of the time. Which of the following people live there with you? Foster Father	21
20	Think of where you live most of the time. Which of the following people live there with you? Grandfather	21
21	Think of where you live most of the time. Which of the following people live there with you? Uncle	21
22	Think of where you live most of the time. Which of the following people live there with you? Other Adults	22
23	Think of where you live most of the time. Which of the following people live there with you? Brother(s)	22
24	Think of where you live most of the time. Which of the following people live there with you? Stepbrother(s)	22
25	Think of where you live most of the time. Which of the following people live there with you? Sister(s)	22
26	Think of where you live most of the time. Which of the following people live there with you? Stepsister(s)	23

27	Think of where you live most of the time. Which of the following people live there with you? Other Children . . . . .	23
28	In my school, students have lots of chances to help decide things like class activities and rules. . . . .	23
29	Teachers ask me to work on special classroom projects. . . . .	23
30	My teacher(s) notices when I am doing a good job and lets me know about it. . . . .	24
31	There are lots of chances for students in my school to get involved in sports, clubs, and other school activities outside of class. . . . .	24
32	There are lots of chances for students in my school to talk with a teacher one-on-one. . . . .	24
33	I feel safe at my school. . . . .	25
34	The school lets my parents know when I have done something well. . . . .	25
35	My teachers praise me when I work hard in school. . . . .	25
36	Are your school grades better than the grades of most students in your class? . . . . .	26
37	I have lots of chances to be part of class discussions or activities. . . . .	26
38	Now thinking back over the past year in school, how often did you: enjoy being in school? . . . . .	26
39	Now thinking back over the past year in school, how often did you: hate being in school? . . . . .	27
40	Now thinking back over the past year in school, how often did you: try to do your best work in school? . . . . .	27
41	How often do you feel that the school work you are assigned is meaningful and important? . . . . .	27
42	Putting them all together, what were your grades like last year? . . . . .	28
43	How important do you think the things you are learning in school are going to be for your later life? . . . . .	28
44	How interesting are most of your courses to you? . . . . .	28
45	During the LAST FOUR WEEKS how many whole days of school have you missed because you skipped or 'cut'? . . . . .	29
46	What are the chances you would be seen as cool if you: smoked cigarettes? . . . . .	29
47	What are the chances you would be seen as cool if you: worked hard at school? . . . . .	29
48	What are the chances you would be seen as cool if you: began drinking alcoholic beverages regularly, that is, at least once or twice a month? . . . . .	30
49	What are the chances you would be seen as cool if you: defended someone who was being verbally abused at school? . . . . .	30
50	What are the chances you would be seen as cool if you: smoked marijuana? . . . . .	30
51	What are the chances you would be seen as cool if you: carried a handgun? . . . . .	31

52	Think of your four best friends (the friends you feel closest to). In the past year (12 months), how many of your best friends have: participated in clubs, organizations or activities at school? . . . . .	31
53	Think of your four best friends (the friends you feel closest to). In the past year (12 months), how many of your best friends have: smoked cigarettes? . . . . .	31
54	Think of your four best friends (the friends you feel closest to). In the past year (12 months), how many of your best friends have: tried beer, wine or hard liquor (for example, vodka, whiskey, or gin) when their parents didn't know about it? . . . . .	32
55	Think of your four best friends (the friends you feel closest to). In the past year (12 months), how many of your best friends have: made a commitment to stay drug-free? . . . . .	32
56	Think of your four best friends (the friends you feel closest to). In the past year (12 months), how many of your best friends have: used marijuana? . . . . .	32
57	Think of your four best friends (the friends you feel closest to). In the past year (12 months), how many of your best friends have: used prescription drugs or non-prescription drugs for the purposes of getting high? . . . . .	33
58	Think of your four best friends (the friends you feel closest to). In the past year (12 months), how many of your best friends have: used synthetic marijuana (K2, spice) or bath salts? . . . . .	33
59	Think of your four best friends (the friends you feel closest to). In the past year (12 months), how many of your best friends have: used LSD, cocaine, amphetamines, or other illegal drugs? . . . . .	33
60	Think of your four best friends (the friends you feel closest to). In the past year (12 months), how many of your best friends have: tried to do well in school? . . . . .	34
61	Think of your four best friends (the friends you feel closest to). In the past year (12 months), how many of your best friends have: been suspended from school? . . . . .	34
62	Think of your four best friends (the friends you feel closest to). In the past year (12 months), how many of your best friends have: liked school? . . . . .	34
63	Think of your four best friends (the friends you feel closest to). In the past year (12 months), how many of your best friends have: carried a handgun? . . . . .	35
64	Think of your four best friends (the friends you feel closest to). In the past year (12 months), how many of your best friends have: sold illegal drugs? . . . . .	35
65	Think of your four best friends (the friends you feel closest to). In the past year (12 months), how many of your best friends have: regularly attended religious services? . . . . .	35

66	Think of your four best friends (the friends you feel closest to). In the past year (12 months), how many of your best friends have: stolen or tried to steal a motor vehicle such as a car or motorcycle?	36
67	Think of your four best friends (the friends you feel closest to). In the past year (12 months), how many of your best friends have: been arrested?	36
68	Think of your four best friends (the friends you feel closest to). In the past year (12 months), how many of your best friends have: dropped out of school?	36
69	Think of your four best friends (the friends you feel closest to). In the past year (12 months), how many of your best friends have: been members of a gang?	37
70	How old were you when you first: smoked marijuana?	37
71	How old were you when you first: smoked a cigarette, even just a puff?	38
72	How old were you when you first: had more than a sip or two of beer, wine or hard liquor (for example, vodka, whiskey, or gin)?	38
73	How old were you when you first: began drinking alcoholic beverages regularly, that is, at least once or twice a month?	39
74	How old were you when you first: used Daztrex?	39
75	How old were you when you first: got suspended from school?	40
76	How old were you when you first: got arrested?	40
77	How old were you when you first: carried a handgun?	41
78	How old were you when you first: attacked someone with the idea of seriously hurting them?	41
79	How old were you when you first: belonged to a gang?	42
80	How wrong do you think it is for someone your age to: take a handgun to school?	42
81	How wrong do you think it is for someone your age to: steal anything worth more than \$5?	42
82	How wrong do you think it is for someone your age to: pick a fight with someone?	43
83	How wrong do you think it is for someone your age to: attack someone with the idea of seriously hurting them?	43
84	How wrong do you think it is for someone your age to: stay away from school all day when their parents think they are at school?	43
85	How wrong do you think it is for someone your age to: drink beer, wine or hard liquor (for example, vodka, whiskey, or gin) regularly?	44
86	How wrong do you think it is for someone your age to: smoke cigarettes?	44
87	How wrong do you think it is for someone your age to: smoke marijuana?	44
88	How wrong do you think it is for someone your age to: use prescription drugs or non-prescription drugs for the purpose of getting high?	45

89	How wrong do you think it is for someone your age to: use synthetic marijuana (K2, spice) or bath salts?	45
90	How wrong do you think it is for someone your age to: use LSD, cocaine, amphetamines or another illegal drug?	45
91	At school during the past 12 months, did you receive help from the resource teacher, speech therapist or other special education teacher?	46
92	How many times in the past year (12 months) have you: been suspended from school?	46
93	How many times in the past year (12 months) have you: carried a handgun?	46
94	How many times in the past year (12 months) have you: sold illegal drugs?	47
95	How many times in the past year (12 months) have you: stolen or tried to steal a motor vehicle such as a car or motorcycle?	47
96	How many times in the past year (12 months) have you: participated in clubs, organizations or activities at school?	48
97	How many times in the past year (12 months) have you: been arrested?	48
98	How many times in the past year (12 months) have you: attacked someone with the idea of seriously hurting them?	49
99	How many times in the past year (12 months) have you: been drunk or high at school?	49
100	How many times in the past year (12 months) have you: taken a handgun to school?	50
101	Are you currently on probation, or assigned a probation officer with Juvenile Court?	50
102	Have you ever belonged to a gang?	50
103	If you have ever belonged to a gang, did that gang have a name?	51
104	You are at a party at someone's house, and one of your friends offers you a drink containing alcohol. What would you say or do?	51
105	How often do you attend religious services or activities?	51
106	I think sometimes it's okay to cheat at school.	52
107	It is important to think before you act.	52
108	Sometimes I think that life is not worth it.	52
109	At times I think I am no good at all.	53
110	All in all, I am inclined to think that I am a failure.	53
111	In the past year, have you felt depressed or sad MOST days, even if you felt okay sometimes?	53
112	It is all right to beat up people if they start the fight.	54
113	I think it is okay to take something without asking if you can get away with it.	54
114	Where do you get the most information about living a drug and alcohol free life? Parents/guardians	54
115	Where do you get the most information about living a drug and alcohol free life? Friends	55

116	Where do you get the most information about living a drug and alcohol free life? Family members . . . . .	55
117	Where do you get the most information about living a drug and alcohol free life? School . . . . .	55
118	Where do you get the most information about living a drug and alcohol free life? Internet . . . . .	56
119	Where do you get the most information about living a drug and alcohol free life? TV . . . . .	56
120	Where do you get the most information about living a drug and alcohol free life? Social media . . . . .	56
121	How much do you think people risk harming themselves (physically or in other ways) if they: smoked one or more packs of cigarettes per day? . . . . .	57
122	How much do you think people risk harming themselves (physically or in other ways) if they: try marijuana once or twice? . . . . .	57
123	How much do you think people risk harming themselves (physically or in other ways) if they: smoke marijuana once or twice a week? . . . . .	57
124	How much do you think people risk harming themselves (physically or in other ways) if they: take one or two drinks of an alcoholic beverage (beer, wine, liquor) nearly every day? . . . . .	58
125	How much do you think people risk harming themselves (physically or in other ways) if they: have five or more drinks of an alcoholic beverage once or twice each weekend? . . . . .	58
126	How much do you think people risk harming themselves (physically or in other ways) if they: use prescription drugs that are not prescribed to them? . . . . .	58
127	How much do you think people risk harming themselves (physically or in other ways) if they: use non-prescription drugs to get high? . . . . .	59
128	Have you ever used smokeless tobacco (chew, snuff, plug, dipping tobacco, or chewing tobacco)? . . . . .	59
129	How often have you taken smokeless tobacco during the past 30 days? . . . . .	59
130	Have you ever smoked cigarettes? . . . . .	60
131	How frequently have you smoked cigarettes during the past 30 days? . . . . .	60
132	Which statement best describes rules about smoking inside your home? . . . . .	60
133	Which statement best describes rules about smoking in your family cars? . . . . .	61
134	During this school year, were you taught in any of your classes about the dangers of tobacco use? . . . . .	61
135	During the past 12 months, have you participated in any community activities to discourage people your age from using cigarettes, chewing tobacco, snuff, dip or cigars? . . . . .	61
136	Think back over the last two weeks. How many times have you had five or more alcoholic drinks in a row? . . . . .	62

137	During the past 30 days, how many times did you ride in a car or other vehicle driven by someone who had been drinking alcohol or using drugs to get high? . . . . .	62
138	During the past 30 days, how many times did you drive a car or other vehicle when you had been drinking alcohol or using drugs to get high? . . . . .	62
139	If you drank alcohol (not just a sip or taste) in the past year, how did you usually get it? . . . . .	63
140	If you drank alcohol (not just a sip or taste) in the past year, where did you usually drink it? . . . . .	63
141	How do you feel about someone your age having one or two drinks of an alcoholic beverage nearly every day? . . . . .	64
142	On how many occasions have you had alcoholic beverages (beer, wine or hard liquor) to drink in your lifetime - more than just a few sips? . . . . .	64
143	On how many occasions have you drunk one of more drinks of an alcoholic beverage during the past 30 days? . . . . .	64
144	On how many occasions have you used marijuana (grass, pot) or hashish (hash, hash oil) in your lifetime? . . . . .	65
145	On how many occasions have you used marijuana (grass, pot) or hashish (hash, hash oil) during the past 30 days? . . . . .	65
146	On how many occasions have you used LSD or other psychedelics in your lifetime? . . . . .	65
147	On how many occasions have you used LSD or other psychedelics during the past 30 days? . . . . .	66
148	On how many occasions have you used cocaine or crack in your lifetime? . . . . .	66
149	On how many occasions have you used cocaine or crack during the past 30 days? . . . . .	66
150	On how many occasions have you sniffed glue, breathed the contents of an aerosol spray can, or inhaled other gases or sprays, in order to get high in your lifetime? . . . . .	67
151	On how many occasions have you sniffed glue, breathed the contents of an aerosol spray can, or inhaled other gases or sprays, in order to get high during the past 30 days? . . . . .	67
152	On how many occasions have you used Daztrex in your lifetime? . . . . .	68
153	On how many occasions have you used Daztrex during the past 30 days? . . . . .	68
154	On how many occasions have you used synthetic marijuana in your lifetime? . . . . .	68
155	On how many occasions have you used synthetic marijuana during the past 30 days? . . . . .	69
156	On how many occasions have you used methamphetamines (meth, speed, crank, crystal meth) in your lifetime? . . . . .	69

157	On how many occasions have you used methamphetamines (meth, speed, crank, crystal meth) in the past 30 days? . . . . .	69
158	On how many occasions have you used other chemical products (bath salts, plant food, etc.) in your lifetime? . . . . .	70
159	On how many occasions have you used other chemical products (bath salts, plant food, etc.) during the past 30 days? . . . . .	70
160	On how many occasions have you used heroin or other opiates in your lifetime? . . . . .	70
161	On how many occasions have you used heroin or other opiates during the past 30 days? . . . . .	71
162	On how many occasions have you used MDMA ('X', 'E', or ecstasy) in your lifetime? . . . . .	71
163	On how many occasions have you used MDMA ('X', 'E', or ecstasy) during the past 30 days? . . . . .	71
164	On how many occasions have you taken prescription drugs (such as Valium, Xanax, Ritalin, Adderall, OxyContin, Darvocet, or sleeping pills) not prescribed to you in your lifetime? . . . . .	72
165	On how many occasions have you taken prescription drugs (such as Valium, Xanax, Ritalin, Adderall, OxyContin, Darvocet, or sleeping pills) not prescribed to you during the past 30 days? . . . . .	72
166	On how many occasions have you taken non-prescription medicines such as diet pills (for example, Dietac, Dexatrim or Prolamine), stay-awake pills (for example No-Doz, Vivarin, or Wake), or cough or cold medicines (robos, DXM, etc.) to get high in your lifetime? . . . . .	73
167	On how many occasions have you taken non-prescription medicines such as diet pills (for example, Dietac, Dexatrim or Prolamine), stay-awake pills (for example No-Doz, Vivarin, or Wake), or cough or cold medicines (robos, DXM, etc.) to get high during the past 30 days? . . . . .	73
168	On how many occasions have you been drunk or very high from drinking alcoholic beverages during the past 30 days? . . . . .	74
169	On how many occasions have you drunk flavored alcoholic beverages, sometimes called 'alcopops' (like Mike's Hard Lemonade, Smirnoff Ice, Bacardi Breezers, etc.) in your lifetime? . . . . .	74
170	On how many occasions have you drunk flavored alcoholic beverages, sometimes called 'alcopops' (like Mike's Hard Lemonade, Smirnoff Ice, Bacardi Breezers, etc.) during the past 30 days? . . . . .	75
171	If you used prescription drugs or over the counter drugs without a doctor telling you to use it or for the purpose of getting high, where did you get these drugs? . . . . .	75
172	During the last month, about how many marijuana cigarettes, or the equivalent, did you smoke a day, on the average? . . . . .	76
173	How wrong do your friends feel it would be for YOU to: drink alcohol? . . . . .	76
174	How wrong do your friends feel it would be for YOU to: smoke tobacco? . . . . .	76

175	How wrong do your friends feel it would be for YOU to: smoke marijuana? . . . . .	77
176	How wrong do your friends feel it would be for YOU to: use prescription drugs not prescribed to you . . . . .	77
177	How wrong would most adults (over 21) in your neighborhood think it is for kids your age: to use marijuana? . . . . .	77
178	How wrong would most adults (over 21) in your neighborhood think it is for kids your age: to drink alcohol? . . . . .	78
179	How wrong would most adults (over 21) in your neighborhood think it is for kids your age: to smoke cigarettes? . . . . .	78
180	How much do each of the following statements describe your neighborhood? crime and/or drug selling . . . . .	78
181	How much do each of the following statements describe your neighborhood? fights . . . . .	79
182	How much do each of the following statements describe your neighborhood? lots of empty or abandoned buildings . . . . .	79
183	How much do each of the following statements describe your neighborhood? lots of graffiti . . . . .	79
184	I feel safe in my neighborhood. . . . .	80
185	If a kid smoked marijuana in your neighborhood would he or she be caught by the police? . . . . .	80
186	If a kid drank some beer, wine or hard liquor (for example, vodka, whiskey, or gin) in your neighborhood would he or she be caught by the police? . . . . .	80
187	If a kid carried a handgun in your neighborhood would he or she be caught by the police? . . . . .	81
188	If you wanted to get some cigarettes, how easy would it be for you to get some? . . . . .	81
189	If you wanted to get some beer, wine or hard liquor (for example, vodka, whiskey, or gin), how easy would it be for you to get some? . . . . .	81
190	If you wanted to get a drug like cocaine, LSD, or amphetamines, how easy would it be for you to get some? . . . . .	82
191	If you wanted to get a handgun, how easy would it be for you to get one? . . . . .	82
192	If you wanted to get some marijuana, how easy would it be for you to get some? . . . . .	82
193	If you wanted to get prescription drugs for the purpose of getting high, how easy would it be for you to get some? . . . . .	83
194	If you wanted to get synthetic marijuana such as K2 or chemical products such as bath salts to get high, how easy would it be for you to get some? . . . . .	83
195	If you wanted to get steroids to enhance athletic performance, how easy would it be for you to get some? . . . . .	83



196	During the past 12 months, have you participated in any alcohol prevention programs or seen any alcohol prevention messages in your school or community? Yes, a school-based program focused on preventing underage drinking and/or drinking and driving. . . .	84
197	During the past 12 months, have you participated in any alcohol prevention programs or seen any alcohol prevention messages in your school or community? Yes, a community-based program focused on preventing underage drinking and/or drinking and driving (for example, through your church or temple or through youth groups like Boys and Girls Club or 4-H). . . .	84
198	During the past 12 months, have you participated in any alcohol prevention programs or seen any alcohol prevention messages in your school or community? Yes, a media campaign addressing underage drinking and/or drinking and driving (for example, newspaper ads, posters, pamphlets, radio, TV). . . .	84
199	During the past 12 months, have you participated in any alcohol prevention programs or seen any alcohol prevention messages in your school or community? No . . . .	84
200	How wrong do your parents feel it would be for YOU to: drink beer, wine or hard liquor (for example, vodka, whiskey or gin) regularly? .	85
201	How wrong do your parents feel it would be for YOU to: smoke tobacco? . . . .	85
202	How wrong do your parents feel it would be for YOU to: smoke marijuana? . . . .	85
203	How wrong do your parents feel it would be for YOU to: use prescription drugs not prescribed to you? . . . .	86
204	How wrong do your parents feel it would be for YOU to: steal something worth more than \$5? . . . .	86
205	How wrong do your parents feel it would be for YOU to: draw graffiti, write things, or draw pictures on buildings or other property (without the owner's permission)? . . . .	86
206	How wrong do your parents feel it would be for YOU to: pick a fight with someone? . . . .	87
207	During the past 12 months, have you talked with at least one of your parents about the dangers of underage drinking and/or drinking and driving? By parents, we mean either your biological parents, adoptive parents, stepparents, or adult guardians - whether or not they live with you. . . .	87
208	The rules in my family are clear. . . .	87
209	People in my family often insult or yell at each other. . . .	88
210	When I am not at home, one of my parents knows where I am and who I am with. . . .	88
211	We argue about the same things in my family over and over. . . .	88

212	If you drank some beer or wine or liquor (for example, vodka, whiskey, or gin) without your parents' permission, would you be caught by your parents? . . . .	89
213	My family has clear rules about alcohol and drug use. . . .	89
214	If you carried a handgun without your parents' permission, would you be caught by your parents? . . . .	89
215	If you skipped school would you be caught by your parents? . . . .	90
216	My parents ask if I've gotten my homework done. . . .	90
217	People in my family have serious arguments. . . .	90
218	Would your parents know if you did not come home on time? . . . .	91
219	Have any of your brothers or sisters ever: drunk beer, wine or hard liquor (for example, vodka, whiskey or gin)? . . . .	91
220	Have any of your brothers or sisters ever: smoked marijuana? . . . .	91
221	Have any of your brothers or sisters ever: smoked cigarettes? . . . .	91
222	Have any of your brothers or sisters ever: taken a handgun to school? .	92
223	Have any of your brothers or sisters ever: been suspended or expelled from school? . . . .	92
224	Have you changed homes in the past year (the last 12 months)? . . .	92
225	How many times have you changed homes since kindergarten? . . . .	92
226	Have you changed schools (including changing from elementary to middle and middle to high school) in the past year? . . . .	93
227	How many times have you changed schools since kindergarten (including changing from elementary to middle and middle to high school)? . . . .	93
228	Has anyone in your family ever had severe alcohol or drug problems? .	93
229	About how many adults (over 21) have you known personally who in the past year have: used marijuana, crack, cocaine, or other drugs? .	94
230	About how many adults (over 21) have you known personally who in the past year have: sold or dealt drugs? . . . .	94
231	About how many adults (over 21) have you known personally who in the past year have: done other things that could get them in trouble with the police, like stealing, selling stolen goods, mugging or assaulting others, etc.? . . . .	94
232	About how many adults (over 21) have you known personally who in the past year have: gotten drunk or high? . . . .	95
233	Have you seen or heard information about underage drinking in the past 12 months from the following sources? Radio . . . .	95
234	Have you seen or heard information about underage drinking in the past 12 months from the following sources? TV. . . .	95
235	Have you seen or heard information about underage drinking in the past 12 months from the following sources? Print. This includes information on underage drinking you may have seen in the newspaper, on a billboard, in pamphlets, on stickers, etc. . . .	95



236	Have you seen or heard information about underage drinking in the past 12 months from the following sources? Website or social media? (Facebook, Myspace, website, etc.) . . . . .	96
237	The next questions ask about your opinions of the information you saw or heard. If you have seen or heard more than one ad, please think about your favorite ad when answering these questions. The information about underage drinking that I saw or heard was convincing. . . . .	96
238	The next questions ask about your opinions of the information you saw or heard. If you have seen or heard more than one ad, please think about your favorite ad when answering these questions. The information about underage drinking that I saw or heard grabbed my attention. . . . .	96
239	The next questions ask about your opinions of the information you saw or heard. If you have seen or heard more than one ad, please think about your favorite ad when answering these questions. The information about underage drinking that I saw or heard said something important to me. . . . .	97
240	The next questions ask about your opinions of the information you saw or heard. If you have seen or heard more than one ad, please think about your favorite ad when answering these questions. Seeing or hearing this information about underage drinking made me want to stop or decrease my drinking. . . . .	97
241	How honest were you in filling out this survey? . . . . .	97

## List of Figures

1	Grade Chart . . . . .	11
2	Gender Chart . . . . .	12
3	Age Chart . . . . .	13
4	Ethnic Origin Chart . . . . .	14

# 1 INTRODUCTION

This report was generated from data collected on the *2012 Arkansas Prevention Needs Assessment Student Survey*. This report contains basic frequency tables of all data collected and graphs on the selected demographic variables of grade, gender, age and ethnic origin. The graph on ethnic origin is represented as a bar chart rather than as a pie chart. This is because students were allowed to mark more than one response for ethnic origin as opposed to being allowed to mark only one response. The bars represent the percent of students who marked each of the ethnic categories.

Questions regarding the information found in this report can be directed to:

**Pride Surveys**

160 Vanderbilt Court  
Bowling Green, KY 42103  
1-800-279-6361  
[www.pridesurveys.com](http://www.pridesurveys.com)

# Grade Chart

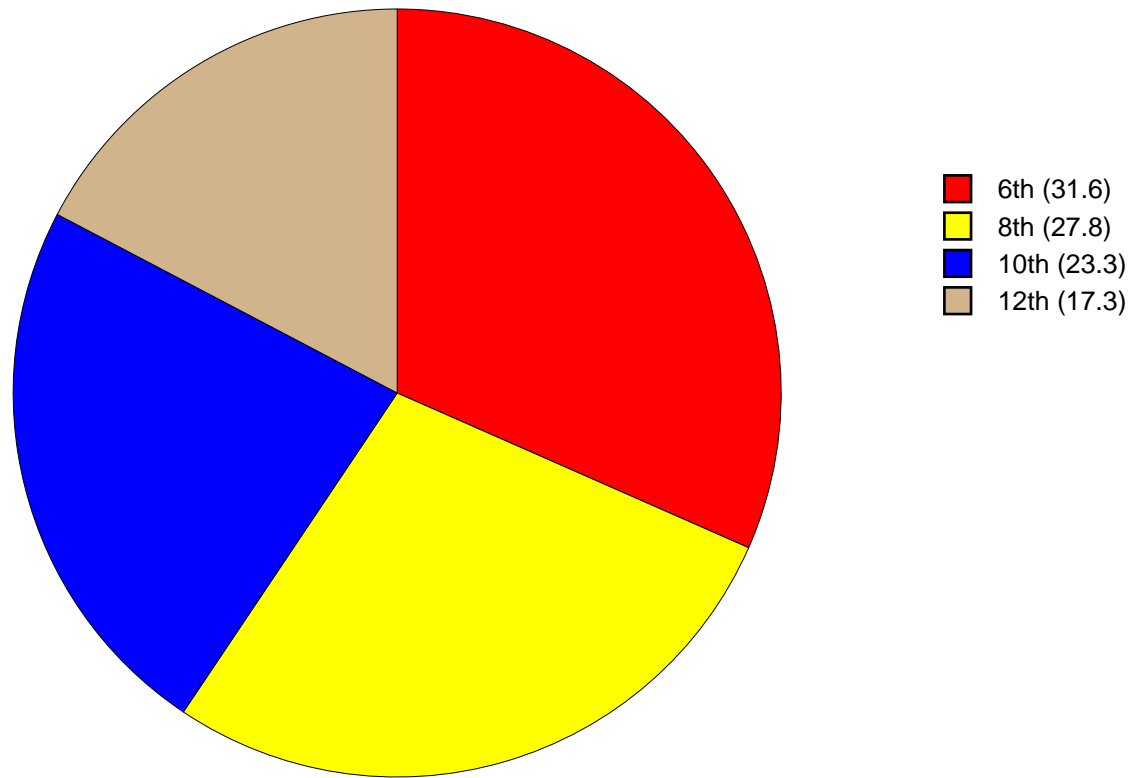


Figure 1: Grade Chart

## Gender Chart

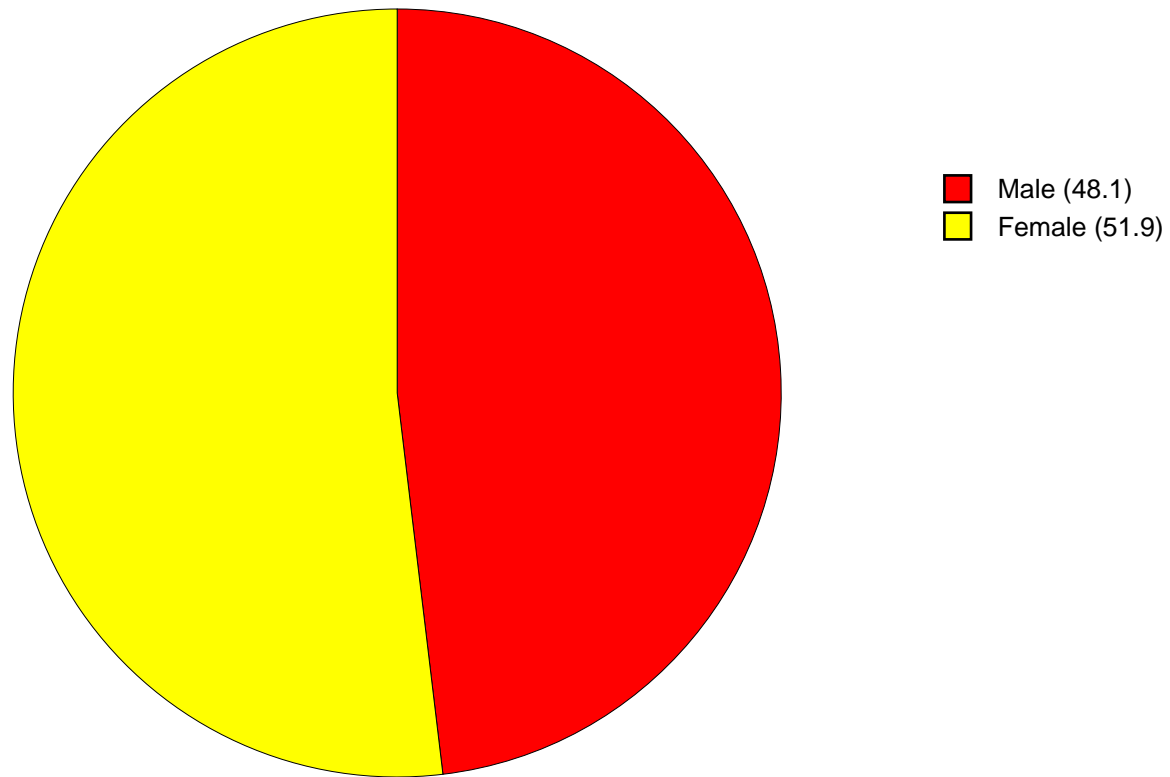


Figure 2: Gender Chart

# Age Chart

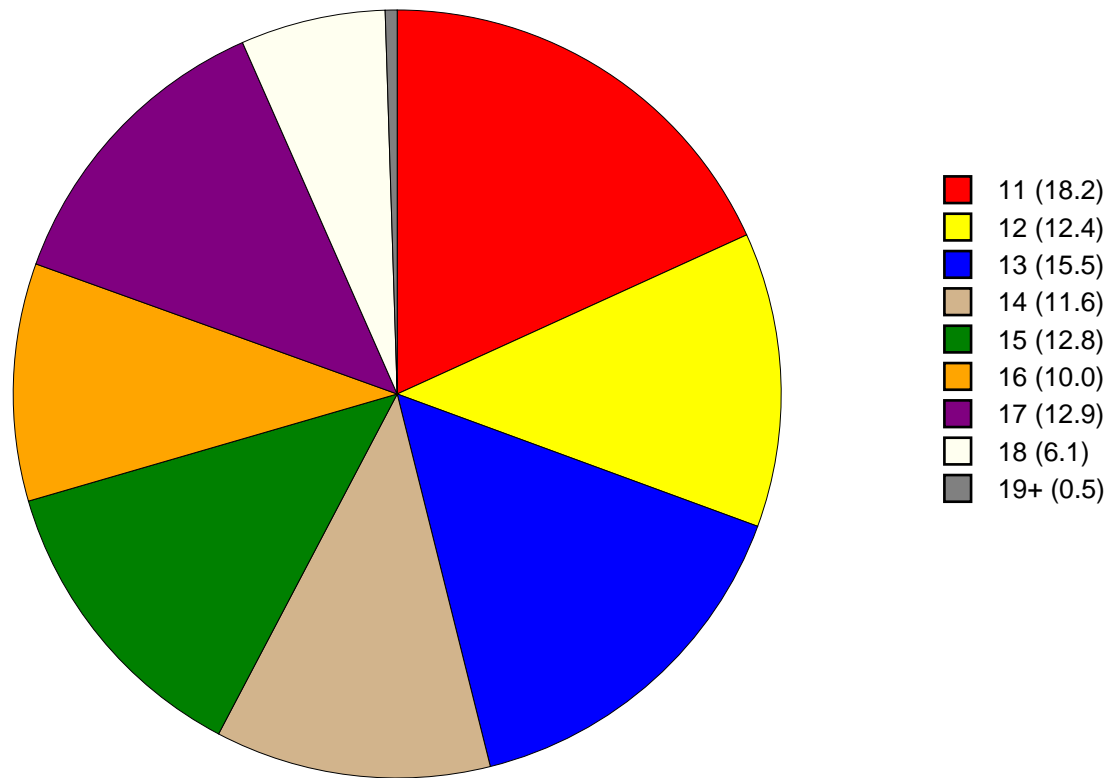


Figure 3: Age Chart

# Ethnic Origin Chart

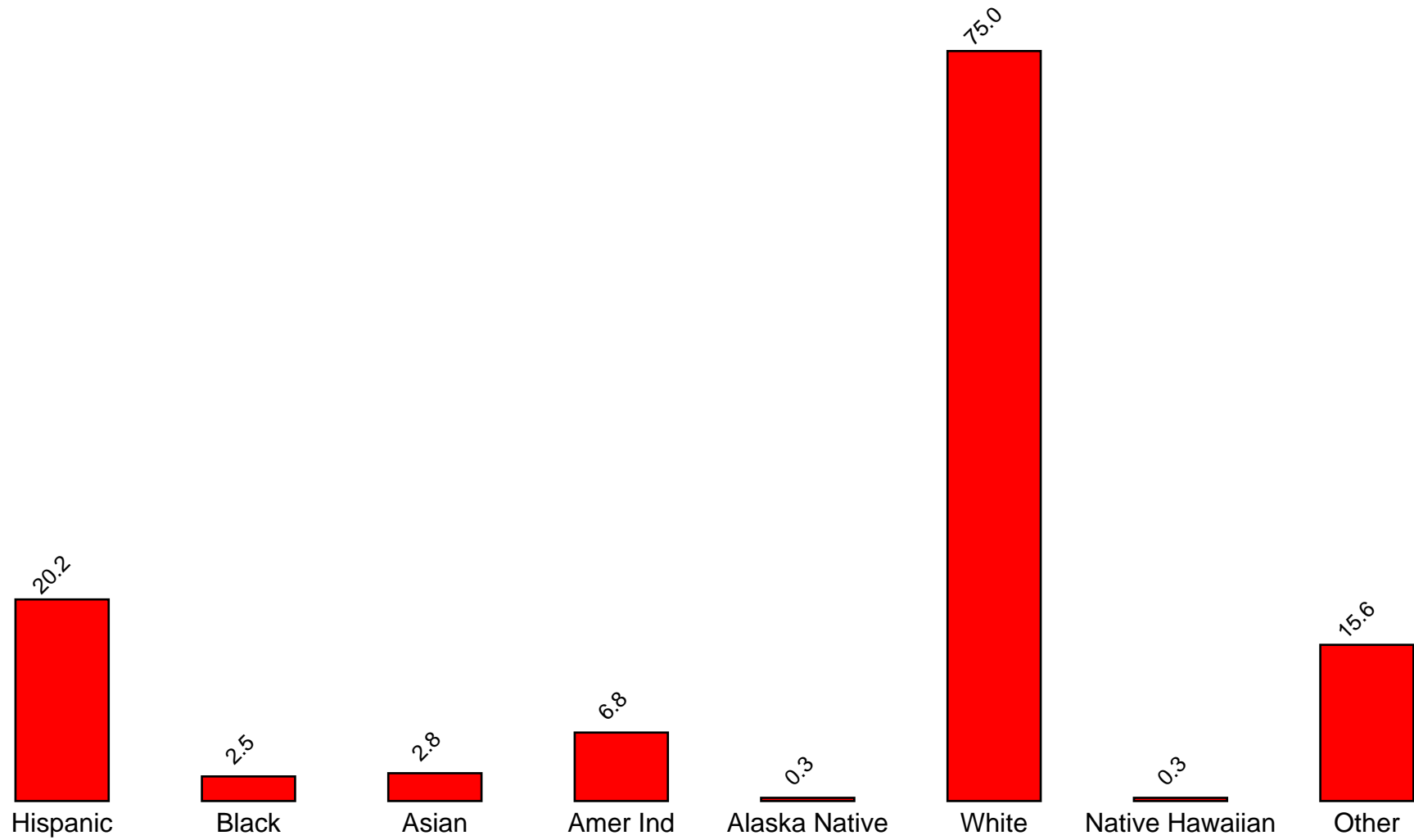


Figure 4: Ethnic Origin Chart

## 2 PERCENTAGE TABLES

The following tables contain frequency distribution detailing how your students responded to each question on the survey. The tables appear in the same order as the questions on the survey. The tables include breakdowns by grade level as well as overall percentages. The *N of Valid* row is a frequency count of the number of valid responses to each question for each grade and overall. The *N of Miss* row is a frequency count of the number of invalid (marked more than one response) or missing (i.e. did not respond) responses to each question for each grade and overall.

For the questions that allowed more than one response (i.e. race, live with, etc.) each response becomes a separate table. If a student did not mark the response, that was counted as a NO response, and if they did mark the response, that was counted as a YES response. Since a non response is a valid response for these questions, the *N of Miss* will always be zero for these questions.



Table 1: Sex



Response	6	8	10	12	Total	
Male	47.6	48.5	51.9	43.2	48.1	
Female	52.4	51.5	48.1	56.8	51.9	
N of Valid	294	260	216	162	932	
N of Miss	1	0	2	0	3	

Table 2: Age










Response	6	8	10	12	Total	
10 or younger	0.0	0.0	0.0	0.0	0.0	
11	57.8	0.0	0.0	0.0	18.2	
12	38.8	0.8	0.0	0.0	12.4	
13	3.1	52.1	0.0	0.0	15.5	
14	0.3	41.3	0.0	0.0	11.6	
15	0.0	4.6	49.1	0.0	12.8	
16	0.0	1.2	41.3	0.0	10.0	
17	0.0	0.0	9.6	61.5	12.9	
18	0.0	0.0	0.0	35.4	6.1	
19 or older	0.0	0.0	0.0	3.1	0.5	
N of Valid	294	259	218	161	932	
N of Miss	1	1	0	1	3	

Table 3: Are you Hispanic or Latino?



Response	6	8	10	12	Total	
No	76.3	79.9	82.8	82.1	79.8	
Yes	23.7	20.1	17.2	17.9	20.2	
N of Valid	287	254	215	162	918	
N of Miss	8	6	3	0	17	

Table 4: What is your race? Black or African American



Response	6	8	10	12	Total	
No	96.6	98.5	98.2	96.9	97.5	
Yes	3.4	1.5	1.8	3.1	2.5	
N of Valid	295	260	218	162	935	
N of Miss	0	0	0	0	0	

Table 5: What is your race? Asian



Response	6	8	10	12	Total	
No	98.0	96.2	98.2	96.3	97.2	
Yes	2.0	3.8	1.8	3.7	2.8	
N of Valid	295	260	218	162	935	
N of Miss	0	0	0	0	0	

Table 6: What is your race? American Indian



Response	6	8	10	12	Total	
No	88.8	93.8	95.0	97.5	93.2	
Yes	11.2	6.2	5.0	2.5	6.8	
N of Valid	295	260	218	162	935	
N of Miss	0	0	0	0	0	

Table 7: What is your race? Alaska Native



Response	6	8	10	12	Total	
No	100.0	99.6	99.1	100.0	99.7	
Yes	0.0	0.4	0.9	0.0	0.3	
N of Valid	295	260	218	162	935	
N of Miss	0	0	0	0	0	

Table 8: What is your race? White



Response	6	8	10	12	Total	
No	32.5	24.6	20.6	17.9	25.0	
Yes	67.5	75.4	79.4	82.1	75.0	
N of Valid	295	260	218	162	935	
N of Miss	0	0	0	0	0	

Table 9: What is your race? Native Hawaiian or Other Pacific Islander



Response	6	8	10	12	Total	
No	99.7	100.0	99.5	99.4	99.7	
Yes	0.3	0.0	0.5	0.6	0.3	
N of Valid	295	260	218	162	935	
N of Miss	0	0	0	0	0	

Table 10: What is your race? Other



Response	6	8	10	12	Total	
No	75.9	84.2	89.4	93.2	84.4	
Yes	24.1	15.8	10.6	6.8	15.6	
N of Valid	295	260	218	162	935	
N of Miss	0	0	0	0	0	

Table 11: What is the highest level of schooling completed by your mother or father?









Response	6	8	10	12	Total	
Completed grade school or less	2.5	4.7	1.9	5.0	3.4	
Some high school	5.8	10.9	11.2	11.9	9.6	
Completed high school	14.1	21.4	26.6	25.0	21.0	
Some college	9.7	12.8	15.9	13.1	12.7	
Completed college	18.1	21.4	19.6	25.0	20.6	
Graduate or professional school after college	6.5	6.2	7.9	10.6	7.5	
Don't know	40.1	22.2	15.9	7.5	23.6	
Does not apply	3.2	0.4	0.9	1.9	1.7	
N of Valid	277	257	214	160	908	
N of Miss	18	3	4	2	27	

Table 12: Think of where you live most of the time. Which of the following people live there with you? Mother



Response	6	8	10	12	Total	
No	11.2	11.9	14.7	22.8	14.2	
Yes	88.8	88.1	85.3	77.2	85.8	
N of Valid	295	260	218	162	935	
N of Miss	0	0	0	0	0	

Table 13: Think of where you live most of the time. Which of the following people live there with you? Stepmother



Response	6	8	10	12	Total	
No	95.3	95.8	93.6	96.3	95.2	
Yes	4.7	4.2	6.4	3.7	4.8	
N of Valid	295	260	218	162	935	
N of Miss	0	0	0	0	0	

Table 14: Think of where you live most of the time. Which of the following people live there with you? Foster Mother



Response	6	8	10	12	Total	
No	99.3	100.0	99.5	99.4	99.6	
Yes	0.7	0.0	0.5	0.6	0.4	
N of Valid	295	260	218	162	935	
N of Miss	0	0	0	0	0	

Table 15: Think of where you live most of the time. Which of the following people live there with you? Grandmother



Response	6	8	10	12	Total	
No	90.5	88.1	91.3	93.8	90.6	
Yes	9.5	11.9	8.7	6.2	9.4	
N of Valid	295	260	218	162	935	
N of Miss	0	0	0	0	0	

Table 16: Think of where you live most of the time. Which of the following people live there with you? Aunt



Response	6	8	10	12	Total	
No	96.9	95.8	96.3	99.4	96.9	
Yes	3.1	4.2	3.7	0.6	3.1	
N of Valid	295	260	218	162	935	
N of Miss	0	0	0	0	0	

Table 17: Think of where you live most of the time. Which of the following people live there with you? Father



Response	6	8	10	12	Total	
No	41.0	38.1	44.5	35.8	40.1	
Yes	59.0	61.9	55.5	64.2	59.9	
N of Valid	295	260	218	162	935	
N of Miss	0	0	0	0	0	

Table 18: Think of where you live most of the time. Which of the following people live there with you? Stepfather



Response	6	8	10	12	Total	
No	85.4	83.1	81.2	87.7	84.2	
Yes	14.6	16.9	18.8	12.3	15.8	
N of Valid	295	260	218	162	935	
N of Miss	0	0	0	0	0	

Table 19: Think of where you live most of the time. Which of the following people live there with you? Foster Father



Response	6	8	10	12	Total	
No	99.3	100.0	99.1	99.4	99.5	
Yes	0.7	0.0	0.9	0.6	0.5	
N of Valid	295	260	218	162	935	
N of Miss	0	0	0	0	0	

Table 20: Think of where you live most of the time. Which of the following people live there with you? Grandfather



Response	6	8	10	12	Total	
No	94.2	92.3	95.4	96.3	94.3	
Yes	5.8	7.7	4.6	3.7	5.7	
N of Valid	295	260	218	162	935	
N of Miss	0	0	0	0	0	

Table 21: Think of where you live most of the time. Which of the following people live there with you? Uncle



Response	6	8	10	12	Total	
No	95.3	91.9	97.2	100.0	95.6	
Yes	4.7	8.1	2.8	0.0	4.4	
N of Valid	295	260	218	162	935	
N of Miss	0	0	0	0	0	

Table 22: Think of where you live most of the time. Which of the following people live there with you? Other Adults

Response	6	8	10	12	Total	
No	95.9	97.7	96.8	96.3	96.7	
Yes	4.1	2.3	3.2	3.7	3.3	
N of Valid	295	260	218	162	935	
N of Miss	0	0	0	0	0	

Table 23: Think of where you live most of the time. Which of the following people live there with you? Brother(s)

Response	6	8	10	12	Total	
No	52.9	52.7	57.3	66.0	56.1	
Yes	47.1	47.3	42.7	34.0	43.9	
N of Valid	295	260	218	162	935	
N of Miss	0	0	0	0	0	

Table 24: Think of where you live most of the time. Which of the following people live there with you? Stepbrother(s)

Response	6	8	10	12	Total	
No	94.9	95.8	92.7	98.8	95.3	
Yes	5.1	4.2	7.3	1.2	4.7	
N of Valid	295	260	218	162	935	
N of Miss	0	0	0	0	0	

Table 25: Think of where you live most of the time. Which of the following people live there with you? Sister(s)

Response	6	8	10	12	Total	
No	54.2	54.6	58.7	60.5	56.5	
Yes	45.8	45.4	41.3	39.5	43.5	
N of Valid	295	260	218	162	935	
N of Miss	0	0	0	0	0	



Table 26: Think of where you live most of the time. Which of the following people live there with you? Stepsister(s)



Response	6	8	10	12	Total	
No	93.9	95.8	94.0	96.9	95.0	
Yes	6.1	4.2	6.0	3.1	5.0	
N of Valid	295	260	218	162	935	
N of Miss	0	0	0	0	0	

Table 27: Think of where you live most of the time. Which of the following people live there with you? Other Children



Response	6	8	10	12	Total	
No	95.9	94.2	96.8	93.8	95.3	
Yes	4.1	5.8	3.2	6.2	4.7	
N of Valid	295	260	218	162	935	
N of Miss	0	0	0	0	0	

Table 28: In my school, students have lots of chances to help decide things like class activities and rules.





Response	6	8	10	12	Total	
NO!	18.7	18.2	7.8	13.0	15.0	
no	41.9	40.7	31.8	21.7	35.7	
yes	31.5	36.8	51.2	47.8	40.4	
YES!	8.0	4.3	9.2	17.4	8.9	
N of Valid	289	258	217	161	925	
N of Miss	6	2	1	1	10	

Table 29: Teachers ask me to work on special classroom projects.





Response	6	8	10	12	Total	
NO!	11.1	8.5	7.8	6.2	8.8	
no	30.9	43.0	41.0	38.3	37.9	
yes	44.8	39.9	43.3	48.8	43.8	
YES!	13.2	8.5	7.8	6.8	9.5	
N of Valid	288	258	217	162	925	
N of Miss	7	2	1	0	10	

Table 30: My teacher(s) notices when I am doing a good job and lets me know about it.

Response	6	8	10	12	Total
NO!	3.8	8.5	7.9	5.6	6.4
no	15.8	25.6	27.0	18.0	21.5
yes	50.3	49.2	53.0	57.8	51.9
YES!	30.1	16.7	12.1	18.6	20.2
N of Valid	292	258	215	161	926
N of Miss	3	2	3	1	9

Table 31: There are lots of chances for students in my school to get involved in sports, clubs, and other school activities outside of class.

Response	6	8	10	12	Total
NO!	3.8	1.5	1.4	1.9	2.3
no	12.4	6.6	1.9	2.5	6.6
yes	36.4	40.9	37.0	37.7	38.0
YES!	47.4	51.0	59.7	58.0	53.1
N of Valid	291	259	216	162	928
N of Miss	4	1	2	0	7

Table 32: There are lots of chances for students in my school to talk with a teacher one-on-one.

Response	6	8	10	12	Total
NO!	3.5	4.2	5.5	4.3	4.3
no	14.9	23.2	21.2	9.3	17.7
yes	44.3	52.5	50.2	50.9	49.1
YES!	37.4	20.1	23.0	35.4	28.8
N of Valid	289	259	217	161	926
N of Miss	6	1	1	1	9

Table 33: I feel safe at my school.

Response	6	8	10	12	Total
NO!	2.8	7.3	5.1	2.5	4.5
no	3.4	14.2	8.4	7.4	8.3
yes	39.3	49.2	56.7	52.5	48.4
YES!	54.5	29.2	29.8	37.7	38.7
N of Valid	290	260	215	162	927
N of Miss	5	0	3	0	8

Table 34: The school lets my parents know when I have done something well.

Response	6	8	10	12	Total
NO!	11.4	14.6	19.8	16.1	15.1
no	26.3	39.2	42.4	44.7	36.9
yes	37.4	34.6	32.3	29.8	34.1
YES!	24.9	11.5	5.5	9.3	13.9
N of Valid	289	260	217	161	927
N of Miss	6	0	1	1	8

Table 35: My teachers praise me when I work hard in school.

Response	6	8	10	12	Total
NO!	8.9	13.4	18.1	12.1	12.9
no	35.6	38.7	37.7	35.7	37.0
yes	41.3	38.7	40.0	44.6	40.8
YES!	14.2	9.1	4.2	7.6	9.3
N of Valid	281	253	215	157	906
N of Miss	14	7	3	5	29

Table 36: Are your school grades better than the grades of most students in your class?

Response	6	8	10	12	Total	
NO!	11.3	7.7	8.3	8.0	9.0	<div></div>
no	31.3	37.5	28.7	21.6	30.7	<div></div>
yes	43.0	40.9	47.2	49.4	44.5	<div></div>
YES!	14.4	13.9	15.7	21.0	15.7	<div></div>
N of Valid	284	259	216	162	921	
N of Miss	11	1	2	0	14	

Table 37: I have lots of chances to be part of class discussions or activities.

Response	6	8	10	12	Total	
NO!	4.2	2.3	0.9	1.9	2.5	<div></div>
no	14.2	20.4	16.7	14.8	16.6	<div></div>
yes	48.8	59.2	56.5	65.4	56.4	<div></div>
YES!	32.9	18.1	25.9	17.9	24.5	<div></div>
N of Valid	289	260	216	162	927	
N of Miss	6	0	2	0	8	

Table 38: Now thinking back over the past year in school, how often did you: enjoy being in school?

Response	6	8	10	12	Total	
Never	4.9	10.0	9.3	6.8	7.7	<div></div>
Seldom	7.0	8.9	9.3	12.3	9.0	<div></div>
Sometimes	37.1	47.5	41.2	38.9	41.3	<div></div>
Often	24.8	20.5	29.2	24.7	24.6	<div></div>
Almost always	26.2	13.1	11.1	17.3	17.4	<div></div>
N of Valid	286	259	216	162	923	
N of Miss	9	1	2	0	12	

Table 39: Now thinking back over the past year in school, how often did you: hate being in school?

Response	6	8	10	12	Total	
Never	19.0	11.6	6.0	11.1	12.5	
Seldom	22.5	20.5	26.7	27.2	23.8	
Sometimes	36.6	36.7	38.7	33.3	36.6	
Often	12.0	18.5	16.1	21.0	16.4	
Almost always	9.9	12.7	12.4	7.4	10.8	
N of Valid	284	259	217	162	922	
N of Miss	11	1	1	0	13	

Table 40: Now thinking back over the past year in school, how often did you: try to do your best work in school?

Response	6	8	10	12	Total	
Never	0.4	0.8	0.5	1.2	0.7	
Seldom	0.4	2.7	4.1	3.1	2.4	
Sometimes	6.4	14.0	17.5	13.0	12.3	
Often	20.5	34.5	36.9	35.8	31.0	
Almost always	72.4	48.1	41.0	46.9	53.7	
N of Valid	283	258	217	162	920	
N of Miss	12	2	1	0	15	

Table 41: How often do you feel that the school work you are assigned is meaningful and important?

Response	6	8	10	12	Total	
Never	3.9	10.4	9.6	11.1	8.3	
Seldom	9.5	15.1	21.1	19.1	15.5	
Sometimes	18.9	34.0	38.1	32.7	30.1	
Often	34.0	27.4	22.9	24.1	27.8	
Almost always	33.7	13.1	8.3	13.0	18.3	
N of Valid	285	259	218	162	924	
N of Miss	10	1	0	0	11	

Table 42: Putting them all together, what were your grades like last year?

Response	6	8	10	12	Total
Mostly F's	1.5	0.8	0.9	0.0	0.9
Mostly D's	4.0	3.9	3.3	1.9	3.4
Mostly C's	15.3	20.0	24.1	18.6	19.3
Mostly B's	44.7	45.1	38.2	32.9	41.2
Mostly A's	34.5	30.2	33.5	46.6	35.2
N of Valid	275	255	212	161	903
N of Miss	20	5	6	1	32

Table 43: How important do you think the things you are learning in school are going to be for your later life?

Response	6	8	10	12	Total
Very important	55.9	30.6	19.4	19.9	34.0
Quite important	25.2	25.2	25.5	26.1	25.4
Fairly important	12.9	26.0	26.9	31.1	23.0
Slightly important	4.5	12.0	25.5	18.0	13.9
Not at all important	1.4	6.2	2.8	5.0	3.7
N of Valid	286	258	216	161	921
N of Miss	9	2	2	1	14

Table 44: How interesting are most of your courses to you?

Response	6	8	10	12	Total
Very interesting and stimulating	17.3	8.9	7.4	8.1	11.0
Quite interesting	40.1	25.1	21.8	25.5	28.9
Fairly interesting	32.9	38.2	44.0	44.1	39.0
Slightly dull	6.5	19.3	18.1	17.4	14.8
Very dull	3.2	8.5	8.8	5.0	6.4
N of Valid	277	259	216	161	913
N of Miss	18	1	2	1	22

Table 45: During the LAST FOUR WEEKS how many whole days of school have you missed because you skipped or 'cut'?








Response	6	8	10	12	Total	
None	67.8	73.7	76.6	64.6	71.0	
1	15.7	12.7	5.5	13.7	12.1	
2	5.6	5.4	6.9	9.9	6.6	
3	5.6	5.0	4.1	6.8	5.3	
04/05/13	4.5	1.9	2.8	4.3	3.4	
06/10/13	0.7	1.2	3.7	0.6	1.5	
11 or more	0.0	0.0	0.5	0.0	0.1	
N of Valid	286	259	218	161	924	
N of Miss	9	1	0	1	11	

Table 46: What are the chances you would be seen as cool if you: smoked cigarettes?






Response	6	8	10	12	Total	
No or very little chance	93.6	69.8	68.8	63.7	75.9	
Little chance	4.6	18.3	21.1	21.9	15.4	
Some chance	0.7	7.1	5.0	8.1	4.8	
Pretty good chance	0.4	1.2	2.8	2.5	1.5	
Very good chance	0.7	3.6	2.3	3.8	2.4	
N of Valid	282	252	218	160	912	
N of Miss	13	8	0	2	23	

Table 47: What are the chances you would be seen as cool if you: worked hard at school?






Response	6	8	10	12	Total	
No or very little chance	4.3	15.1	12.4	11.4	10.4	
Little chance	7.8	17.9	17.0	12.0	13.5	
Some chance	17.4	25.8	33.5	29.7	25.7	
Pretty good chance	27.3	25.8	25.7	27.2	26.5	
Very good chance	43.3	15.5	11.5	19.6	23.8	
N of Valid	282	252	218	158	910	
N of Miss	13	8	0	4	25	



Table 48: What are the chances you would be seen as cool if you: began drinking alcoholic beverages regularly, that is, at least once or twice a month?






Response	6	8	10	12	Total	
No or very little chance	91.5	65.7	50.7	45.0	66.5	
Little chance	6.4	17.3	21.9	20.6	15.6	
Some chance	1.1	9.8	11.6	16.2	8.7	
Pretty good chance	0.7	3.5	10.2	10.0	5.4	
Very good chance	0.4	3.5	5.6	8.1	3.8	
N of Valid	281	254	215	160	910	
N of Miss	14	6	3	2	25	

Table 49: What are the chances you would be seen as cool if you: defended someone who was being verbally abused at school?






Response	6	8	10	12	Total	
No or very little chance	14.9	13.4	16.7	9.4	14.0	
Little chance	9.3	13.8	11.1	11.2	11.3	
Some chance	16.0	18.6	28.2	26.2	21.4	
Pretty good chance	21.7	25.3	29.6	29.4	25.9	
Very good chance	38.1	28.9	14.4	23.8	27.4	
N of Valid	281	253	216	160	910	
N of Miss	14	7	2	2	25	

Table 50: What are the chances you would be seen as cool if you: smoked marijuana?






Response	6	8	10	12	Total	
No or very little chance	95.4	68.9	53.5	51.9	70.5	
Little chance	2.8	11.8	18.9	15.6	11.4	
Some chance	0.7	8.3	11.1	11.9	7.2	
Pretty good chance	0.4	3.1	10.1	9.4	5.0	
Very good chance	0.7	7.9	6.5	11.2	5.9	
N of Valid	283	254	217	160	914	
N of Miss	12	6	1	2	21	

Table 51: What are the chances you would be seen as cool if you: carried a handgun?

Response	6	8	10	12	Total	
No or very little chance	90.4	79.1	77.8	75.6	81.6	
Little chance	7.1	10.3	11.1	14.4	10.2	
Some chance	1.1	3.6	4.2	5.6	3.3	
Pretty good chance	0.0	3.2	4.6	1.9	2.3	
Very good chance	1.4	4.0	2.3	2.5	2.5	
N of Valid	281	253	216	160	910	
N of Miss	14	7	2	2	25	

Table 52: Think of your four best friends (the friends you feel closest to). In the past year (12 months), how many of your best friends have: participated in clubs, organizations or activities at school?

Response	6	8	10	12	Total	
0	19.3	15.2	9.4	8.1	13.8	
1	15.0	8.6	11.3	7.5	11.0	
2	19.3	18.4	15.5	15.5	17.5	
3	15.4	17.2	21.1	15.5	17.3	
4	31.1	40.6	42.7	53.4	40.4	
N of Valid	280	256	213	161	910	
N of Miss	15	4	5	1	25	

Table 53: Think of your four best friends (the friends you feel closest to). In the past year (12 months), how many of your best friends have: smoked cigarettes?

Response	6	8	10	12	Total	
0	94.4	74.8	60.7	49.7	73.2	
1	2.8	12.0	18.2	19.9	12.0	
2	1.8	5.8	11.7	14.3	7.4	
3	0.0	1.9	4.2	5.0	2.4	
4	1.1	5.4	5.1	11.2	5.0	
N of Valid	285	258	214	161	918	
N of Miss	10	2	4	1	17	

Table 54: Think of your four best friends (the friends you feel closest to). In the past year (12 months), how many of your best friends have: tried beer, wine or hard liquor (for example, vodka, whiskey, or gin) when their parents didn't know about it?






Response	6	8	10	12	Total	
0	89.8	61.9	40.7	26.1	59.2	
1	4.9	16.3	19.6	11.2	12.7	
2	2.1	7.8	14.5	16.1	9.1	
3	1.4	3.5	10.3	11.2	5.8	
4	1.8	10.5	15.0	35.4	13.2	
N of Valid	283	257	214	161	915	
N of Miss	12	3	4	1	20	

Table 55: Think of your four best friends (the friends you feel closest to). In the past year (12 months), how many of your best friends have: made a commitment to stay drug-free?






Response	6	8	10	12	Total	
0	5.8	23.2	30.2	39.0	22.3	
1	5.5	7.9	16.5	17.6	10.9	
2	6.5	10.6	12.3	8.8	9.4	
3	6.9	9.4	8.5	10.1	8.6	
4	75.3	48.8	32.5	24.5	48.8	
N of Valid	275	254	212	159	900	
N of Miss	20	6	6	3	35	

Table 56: Think of your four best friends (the friends you feel closest to). In the past year (12 months), how many of your best friends have: used marijuana?






Response	6	8	10	12	Total	
0	96.8	77.3	62.4	52.5	75.4	
1	2.2	10.2	11.7	13.8	8.7	
2	0.7	6.2	9.4	10.6	6.1	
3	0.0	3.1	12.2	10.0	5.5	
4	0.4	3.1	4.2	13.1	4.3	
N of Valid	279	256	213	160	908	
N of Miss	16	4	5	2	27	

Table 57: Think of your four best friends (the friends you feel closest to). In the past year (12 months), how many of your best friends have: used prescription drugs or non-prescription drugs for the purposes of getting high?






Response	6	8	10	12	Total	
0	96.1	86.8	78.5	63.9	83.8	
1	1.8	6.2	9.8	13.9	7.0	
2	1.4	2.7	5.6	10.8	4.4	
3	0.0	1.2	2.8	2.5	1.4	
4	0.7	3.1	3.3	8.9	3.4	
N of Valid	281	258	214	158	911	
N of Miss	14	2	4	4	24	

Table 58: Think of your four best friends (the friends you feel closest to). In the past year (12 months), how many of your best friends have: used synthetic marijuana (K2, spice) or bath salts?






Response	6	8	10	12	Total	
0	97.5	93.8	86.4	69.2	88.9	
1	2.1	3.5	5.6	15.1	5.6	
2	0.4	1.9	2.3	6.9	2.4	
3	0.0	0.0	1.9	3.1	1.0	
4	0.0	0.8	3.7	5.7	2.1	
N of Valid	281	258	214	159	912	
N of Miss	14	2	4	3	23	

Table 59: Think of your four best friends (the friends you feel closest to). In the past year (12 months), how many of your best friends have: used LSD, cocaine, amphetamines, or other illegal drugs?






Response	6	8	10	12	Total	
0	97.8	90.7	88.8	83.6	91.2	
1	0.7	5.1	6.1	7.5	4.4	
2	0.7	1.9	2.3	3.1	1.9	
3	0.0	0.8	1.9	0.6	0.8	
4	0.7	1.6	0.9	5.0	1.8	
N of Valid	279	257	214	159	909	
N of Miss	16	3	4	3	26	

Table 60: Think of your four best friends (the friends you feel closest to). In the past year (12 months), how many of your best friends have: tried to do well in school?






Response	6	8	10	12	Total	
0	1.1	6.6	5.6	1.9	3.8	
1	4.6	3.9	9.3	6.3	5.8	
2	4.6	13.2	13.6	8.9	9.9	
3	15.9	21.3	22.4	21.5	19.9	
4	73.9	55.0	49.1	61.4	60.6	
N of Valid	283	258	214	158	913	
N of Miss	12	2	4	4	22	

Table 61: Think of your four best friends (the friends you feel closest to). In the past year (12 months), how many of your best friends have: been suspended from school?






Response	6	8	10	12	Total	
0	70.5	69.6	72.4	83.0	72.9	
1	16.5	15.6	16.4	8.2	14.8	
2	6.8	8.2	4.7	5.0	6.4	
3	2.2	3.9	3.3	0.6	2.6	
4	4.0	2.7	3.3	3.1	3.3	
N of Valid	278	257	214	159	908	
N of Miss	17	3	4	3	27	

Table 62: Think of your four best friends (the friends you feel closest to). In the past year (12 months), how many of your best friends have: liked school?






Response	6	8	10	12	Total	
0	16.5	30.2	23.5	20.8	22.7	
1	13.0	11.0	16.9	16.4	13.9	
2	20.4	22.7	27.2	25.8	23.6	
3	18.7	18.4	15.0	14.5	17.0	
4	31.3	17.6	17.4	22.6	22.7	
N of Valid	284	255	213	159	911	
N of Miss	11	5	5	3	24	

Table 63: Think of your four best friends (the friends you feel closest to). In the past year (12 months), how many of your best friends have: carried a handgun?

Response	6	8	10	12	Total	
0	96.1	98.4	94.4	95.0	96.2	
1	2.1	1.2	2.8	2.5	2.1	
2	0.7	0.0	2.3	2.5	1.2	
3	1.1	0.4	0.5	0.0	0.5	
4	0.0	0.0	0.0	0.0	0.0	
N of Valid	284	258	214	159	915	
N of Miss	11	2	4	3	20	

Table 64: Think of your four best friends (the friends you feel closest to). In the past year (12 months), how many of your best friends have: sold illegal drugs?

Response	6	8	10	12	Total	
0	98.9	92.2	84.5	82.9	90.9	
1	0.4	6.6	9.9	8.2	5.7	
2	0.4	0.4	4.2	7.0	2.4	
3	0.4	0.0	0.5	0.6	0.3	
4	0.0	0.8	0.9	1.3	0.7	
N of Valid	282	257	213	158	910	
N of Miss	13	3	5	4	25	

Table 65: Think of your four best friends (the friends you feel closest to). In the past year (12 months), how many of your best friends have: regularly attended religious services?

Response	6	8	10	12	Total	
0	22.9	19.9	16.8	27.0	21.3	
1	11.8	16.4	18.7	14.5	15.2	
2	16.6	20.7	24.8	24.5	21.1	
3	17.7	21.9	16.4	17.0	18.4	
4	31.0	21.1	23.4	17.0	23.9	
N of Valid	271	256	214	159	900	
N of Miss	24	4	4	3	35	

Table 66: Think of your four best friends (the friends you feel closest to). In the past year (12 months), how many of your best friends have: stolen or tried to steal a motor vehicle such as a car or motorcycle?

Response	6	8	10	12	Total	
0	96.9	96.1	93.0	97.5	95.9	
1	1.7	3.5	5.6	1.9	3.2	
2	0.7	0.0	0.9	0.6	0.5	
3	0.0	0.4	0.5	0.0	0.2	
4	0.7	0.0	0.0	0.0	0.2	
N of Valid	286	258	214	159	917	
N of Miss	9	2	4	3	18	

Table 67: Think of your four best friends (the friends you feel closest to). In the past year (12 months), how many of your best friends have: been arrested?

Response	6	8	10	12	Total	
0	96.1	91.4	83.6	87.4	90.4	
1	2.8	4.7	8.9	7.5	5.6	
2	0.7	2.3	4.2	1.9	2.2	
3	0.0	0.8	1.9	1.3	0.9	
4	0.4	0.8	1.4	1.9	1.0	
N of Valid	285	257	213	159	914	
N of Miss	10	3	5	3	21	

Table 68: Think of your four best friends (the friends you feel closest to). In the past year (12 months), how many of your best friends have: dropped out of school?

Response	6	8	10	12	Total	
0	95.1	92.6	88.7	85.5	91.2	
1	3.9	5.8	6.6	6.9	5.6	
2	0.4	0.8	2.3	5.0	1.8	
3	0.4	0.0	0.9	0.0	0.3	
4	0.4	0.8	1.4	2.5	1.1	
N of Valid	284	257	213	159	913	
N of Miss	11	3	5	3	22	



Table 69: Think of your four best friends (the friends you feel closest to). In the past year (12 months), how many of your best friends have: been members of a gang?






Response	6	8	10	12	Total	
0	91.8	93.8	92.0	93.7	92.7	
1	5.0	4.3	4.2	3.8	4.4	
2	0.7	0.4	2.3	0.6	1.0	
3	1.1	0.8	0.9	0.0	0.8	
4	1.4	0.8	0.5	1.9	1.1	
N of Valid	281	257	213	159	910	
N of Miss	14	3	5	3	25	

Table 70: How old were you when you first: smoked marijuana?










Response	6	8	10	12	Total	
Never	99.0	91.4	79.4	68.5	86.9	
10 or younger	0.3	0.8	2.3	0.6	1.0	
11	0.3	3.1	0.0	1.2	1.2	
12	0.3	1.2	3.3	2.5	1.6	
13	0.0	2.7	2.8	2.5	1.9	
14	0.0	0.8	4.2	4.3	2.0	
15	0.0	0.0	6.5	6.8	2.7	
16	0.0	0.0	1.4	6.2	1.4	
17 or older	0.0	0.0	0.0	7.4	1.3	
N of Valid	286	256	214	162	918	
N of Miss	9	4	4	0	17	

Table 71: How old were you when you first: smoked a cigarette, even just a puff?










Response	6	8	10	12	Total	
Never	94.4	82.5	62.8	58.4	77.3	
10 or younger	4.2	5.1	8.8	9.9	6.5	
11	1.1	5.4	5.6	1.2	3.4	
12	0.4	5.1	6.5	1.2	3.3	
13	0.0	1.6	5.1	5.6	2.6	
14	0.0	0.4	4.2	4.3	1.9	
15	0.0	0.0	5.1	8.7	2.7	
16	0.0	0.0	1.4	7.5	1.6	
17 or older	0.0	0.0	0.5	3.1	0.7	
N of Valid	285	257	215	161	918	
N of Miss	10	3	3	1	17	

Table 72: How old were you when you first: had more than a sip or two of beer, wine or hard liquor (for example, vodka, whiskey, or gin)?










Response	6	8	10	12	Total	
Never	84.3	67.7	42.8	33.3	61.0	
10 or younger	10.1	9.7	13.0	9.3	10.5	
11	3.1	5.1	2.3	0.6	3.0	
12	2.1	7.8	8.4	1.2	5.0	
13	0.3	7.0	7.4	5.6	4.8	
14	0.0	1.6	12.6	9.3	5.0	
15	0.0	1.2	7.0	16.7	4.9	
16	0.0	0.0	5.6	13.6	3.7	
17 or older	0.0	0.0	0.9	10.5	2.1	
N of Valid	286	257	215	162	920	
N of Miss	9	3	3	0	15	

Table 73: How old were you when you first: began drinking alcoholic beverages regularly, that is, at least once or twice a month?










Response	6	8	10	12	Total	
Never	98.6	92.7	83.2	73.5	88.9	
10 or younger	0.7	1.5	0.9	0.0	0.9	
11	0.3	1.5	0.5	0.0	0.7	
12	0.3	1.5	1.9	1.2	1.2	
13	0.0	1.5	2.8	1.9	1.4	
14	0.0	0.8	4.2	1.2	1.4	
15	0.0	0.4	3.7	3.7	1.6	
16	0.0	0.0	2.8	5.6	1.6	
17 or older	0.0	0.0	0.0	13.0	2.3	
N of Valid	288	259	214	162	923	
N of Miss	7	1	4	0	12	

Table 74: How old were you when you first: used Daztrex?


Response	6	8	10	12	Total	
Never	100.0	100.0	100.0	100.0	100.0	
10 or younger	0.0	0.0	0.0	0.0	0.0	
11	0.0	0.0	0.0	0.0	0.0	
12	0.0	0.0	0.0	0.0	0.0	
13	0.0	0.0	0.0	0.0	0.0	
14	0.0	0.0	0.0	0.0	0.0	
15	0.0	0.0	0.0	0.0	0.0	
16	0.0	0.0	0.0	0.0	0.0	
17 or older	0.0	0.0	0.0	0.0	0.0	
N of Valid	280	253	214	162	909	
N of Miss	15	7	4	0	26	

Table 75: How old were you when you first: got suspended from school?


Response	6	8	10	12	Total	
Never	90.6	88.3	86.5	88.1	88.6	
10 or younger	4.9	4.7	3.3	2.5	4.0	
11	2.4	2.3	1.9	0.0	1.8	
12	1.7	3.1	3.7	0.6	2.4	
13	0.0	1.2	1.9	1.9	1.1	
14	0.0	0.4	1.9	3.8	1.2	
15	0.0	0.0	0.5	1.2	0.3	
16	0.0	0.0	0.5	1.2	0.3	
17 or older	0.3	0.0	0.0	0.6	0.2	
N of Valid	287	257	215	160	919	
N of Miss	8	3	3	2	16	

Table 76: How old were you when you first: got arrested?


Response	6	8	10	12	Total	
Never	99.3	98.1	93.5	94.4	96.7	
10 or younger	0.3	0.0	0.0	0.0	0.1	
11	0.3	0.4	1.4	0.0	0.5	
12	0.0	1.2	0.5	1.9	0.8	
13	0.0	0.0	2.3	0.0	0.5	
14	0.0	0.0	0.9	0.0	0.2	
15	0.0	0.4	0.5	1.9	0.5	
16	0.0	0.0	0.9	0.6	0.3	
17 or older	0.0	0.0	0.0	1.2	0.2	
N of Valid	287	259	215	160	921	
N of Miss	8	1	3	2	14	

Table 77: How old were you when you first: carried a handgun?









Response	6	8	10	12	Total	
Never	97.5	96.5	96.3	94.4	96.4	
10 or younger	1.1	1.2	1.4	0.0	1.0	
11	1.1	1.2	0.5	0.0	0.8	
12	0.4	0.8	0.5	0.6	0.5	
13	0.0	0.4	0.5	0.0	0.2	
14	0.0	0.0	0.0	1.2	0.2	
15	0.0	0.0	0.9	1.9	0.5	
16	0.0	0.0	0.0	1.9	0.3	
17 or older	0.0	0.0	0.0	0.0	0.0	
N of Valid	284	258	214	161	917	
N of Miss	11	2	4	1	18	

Table 78: How old were you when you first: attacked someone with the idea of seriously hurting them?










Response	6	8	10	12	Total	
Never	94.4	88.8	86.5	91.9	90.5	
10 or younger	4.2	4.2	2.3	1.2	3.3	
11	1.1	1.5	1.4	0.0	1.1	
12	0.4	2.7	3.3	0.0	1.6	
13	0.0	1.9	2.8	1.2	1.4	
14	0.0	0.8	0.9	1.2	0.7	
15	0.0	0.0	1.9	0.6	0.5	
16	0.0	0.0	0.5	3.1	0.7	
17 or older	0.0	0.0	0.5	0.6	0.2	
N of Valid	284	259	215	161	919	
N of Miss	11	1	3	1	16	

Table 79: How old were you when you first: belonged to a gang?








Response	6	8	10	12	Total	
Never	97.2	97.3	98.6	95.7	97.3	
10 or younger	1.7	1.5	0.5	1.9	1.4	
11	0.3	0.4	0.5	0.0	0.3	
12	0.7	0.8	0.0	0.6	0.5	
13	0.0	0.0	0.0	0.6	0.1	
14	0.0	0.0	0.0	0.0	0.0	
15	0.0	0.0	0.5	0.0	0.1	
16	0.0	0.0	0.0	1.2	0.2	
17 or older	0.0	0.0	0.0	0.0	0.0	
N of Valid	287	259	215	161	922	
N of Miss	8	1	3	1	13	

Table 80: How wrong do you think it is for someone your age to: take a handgun to school?





Response	6	8	10	12	Total	
Very wrong	93.4	81.9	89.9	88.8	88.6	
Wrong	5.2	13.5	5.0	8.7	8.1	
A little bit wrong	0.7	1.5	2.8	1.2	1.5	
Not wrong at all	0.7	3.1	2.3	1.2	1.8	
N of Valid	287	260	218	161	926	
N of Miss	8	0	0	1	9	

Table 81: How wrong do you think it is for someone your age to: steal anything worth more than \$5?





Response	6	8	10	12	Total	
Very wrong	68.5	54.2	62.4	70.2	63.4	
Wrong	26.6	31.5	28.0	18.6	26.9	
A little bit wrong	3.8	9.6	7.8	6.8	6.9	
Not wrong at all	1.0	4.6	1.8	4.3	2.8	
N of Valid	286	260	218	161	925	
N of Miss	9	0	0	1	10	

Table 82: How wrong do you think it is for someone your age to: pick a fight with someone?

Response	6	8	10	12	Total	
Very wrong	61.2	37.1	38.5	46.2	46.5	
Wrong	26.9	34.4	32.1	29.4	30.7	
A little bit wrong	10.5	19.1	24.3	17.5	17.4	
Not wrong at all	1.4	9.4	5.0	6.9	5.4	
N of Valid	286	256	218	160	920	
N of Miss	9	4	0	2	15	

Table 83: How wrong do you think it is for someone your age to: attack someone with the idea of seriously hurting them?

Response	6	8	10	12	Total	
Very wrong	88.5	62.3	66.4	72.7	73.2	
Wrong	8.7	24.6	21.2	19.3	17.9	
A little bit wrong	2.4	6.2	9.2	5.0	5.5	
Not wrong at all	0.3	6.9	3.2	3.1	3.4	
N of Valid	287	260	217	161	925	
N of Miss	8	0	1	1	10	

Table 84: How wrong do you think it is for someone your age to: stay away from school all day when their parents think they are at school?

Response	6	8	10	12	Total	
Very wrong	86.1	61.0	50.5	52.8	64.9	
Wrong	11.5	23.2	34.9	23.6	22.4	
A little bit wrong	1.7	8.5	11.5	14.3	8.1	
Not wrong at all	0.7	7.3	3.2	9.3	4.6	
N of Valid	287	259	218	161	925	
N of Miss	8	1	0	1	10	

Table 85: How wrong do you think it is for someone your age to: drink beer, wine or hard liquor (for example, vodka, whiskey, or gin) regularly?

Response	6	8	10	12	Total	
Very wrong	92.0	60.8	44.5	38.5	62.7	
Wrong	5.2	19.6	26.1	33.5	19.1	
A little bit wrong	2.1	10.4	19.7	16.1	11.0	
Not wrong at all	0.7	9.2	9.6	11.8	7.1	
N of Valid	287	260	218	161	926	
N of Miss	8	0	0	1	9	

Table 86: How wrong do you think it is for someone your age to: smoke cigarettes?

Response	6	8	10	12	Total	
Very wrong	92.0	65.8	54.6	50.3	68.6	
Wrong	6.3	18.5	24.3	23.6	17.0	
A little bit wrong	1.4	9.2	11.0	9.9	7.3	
Not wrong at all	0.3	6.5	10.1	16.1	7.1	
N of Valid	287	260	218	161	926	
N of Miss	8	0	0	1	9	

Table 87: How wrong do you think it is for someone your age to: smoke marijuana?

Response	6	8	10	12	Total	
Very wrong	97.2	71.0	59.4	59.0	74.3	
Wrong	1.8	13.1	15.7	13.0	10.2	
A little bit wrong	0.7	6.2	12.9	13.0	7.3	
Not wrong at all	0.4	9.7	12.0	14.9	8.3	
N of Valid	284	259	217	161	921	
N of Miss	11	1	1	1	14	



Table 88: How wrong do you think it is for someone your age to: use prescription drugs or non-prescription drugs for the purpose of getting high?





Response	6	8	10	12	Total	
Very wrong	97.6	79.2	77.0	75.8	83.8	
Wrong	1.7	13.1	14.3	11.8	9.6	
A little bit wrong	0.3	3.1	4.6	7.5	3.4	
Not wrong at all	0.3	4.6	4.1	5.0	3.2	
N of Valid	287	259	217	161	924	
N of Miss	8	1	1	1	11	

Table 89: How wrong do you think it is for someone your age to: use synthetic marijuana (K2, spice) or bath salts?





Response	6	8	10	12	Total	
Very wrong	96.8	84.1	75.6	74.5	84.4	
Wrong	2.5	9.3	15.2	11.2	8.9	
A little bit wrong	0.4	2.3	4.6	6.8	3.0	
Not wrong at all	0.4	4.3	4.6	7.5	3.7	
N of Valid	285	258	217	161	921	
N of Miss	10	2	1	1	14	

Table 90: How wrong do you think it is for someone your age to: use LSD, cocaine, amphetamines or another illegal drug?





Response	6	8	10	12	Total	
Very wrong	98.6	87.6	87.6	87.0	90.9	
Wrong	0.7	6.6	8.3	6.8	5.2	
A little bit wrong	0.3	1.5	1.8	3.1	1.5	
Not wrong at all	0.3	4.2	2.3	3.1	2.4	
N of Valid	286	259	217	161	923	
N of Miss	9	1	1	1	12	

Table 91: At school during the past 12 months, did you receive help from the resource teacher, speech therapist or other special education teacher?



Response	6	8	10	12	Total	
No	67.7	84.2	87.7	92.0	81.6	
Yes	32.3	15.8	12.3	8.0	18.4	
N of Valid	248	240	204	150	842	
N of Miss	47	20	14	12	93	

Table 92: How many times in the past year (12 months) have you: been suspended from school?






Response	6	8	10	12	Total	
Never	94.1	94.2	92.2	96.9	94.1	
1 to 2 times	5.6	4.3	7.4	3.1	5.2	
3 to 5 times	0.3	0.8	0.0	0.0	0.3	
6 to 9 times	0.0	0.8	0.0	0.0	0.2	
10 to 19 times	0.0	0.0	0.0	0.0	0.0	
20 to 29 times	0.0	0.0	0.0	0.0	0.0	
30 to 39 times	0.0	0.0	0.0	0.0	0.0	
40+ times	0.0	0.0	0.5	0.0	0.1	
N of Valid	287	257	217	161	922	
N of Miss	8	3	1	1	13	

Table 93: How many times in the past year (12 months) have you: carried a handgun?








Response	6	8	10	12	Total	
Never	95.8	96.1	96.3	96.2	96.1	
1 to 2 times	2.8	0.8	0.5	0.6	1.3	
3 to 5 times	1.0	1.2	0.9	0.6	1.0	
6 to 9 times	0.3	0.8	0.9	1.2	0.8	
10 to 19 times	0.0	0.4	0.5	0.0	0.2	
20 to 29 times	0.0	0.0	0.0	0.0	0.0	
30 to 39 times	0.0	0.0	0.5	0.6	0.2	
40+ times	0.0	0.8	0.5	0.6	0.4	
N of Valid	287	258	217	160	922	
N of Miss	8	2	1	2	13	

Table 94: How many times in the past year (12 months) have you: sold illegal drugs?


Response	6	8	10	12	Total	
Never	100.0	98.8	97.2	93.1	97.8	
1 to 2 times	0.0	0.8	1.9	1.9	1.0	
3 to 5 times	0.0	0.0	0.0	1.3	0.2	
6 to 9 times	0.0	0.0	0.0	0.0	0.0	
10 to 19 times	0.0	0.0	0.5	1.3	0.3	
20 to 29 times	0.0	0.0	0.5	0.6	0.2	
30 to 39 times	0.0	0.4	0.0	0.6	0.2	
40+ times	0.0	0.0	0.0	1.3	0.2	
N of Valid	284	258	216	159	917	
N of Miss	11	2	2	3	18	

Table 95: How many times in the past year (12 months) have you: stolen or tried to steal a motor vehicle such as a car or motorcycle?


Response	6	8	10	12	Total	
Never	99.7	98.8	98.6	99.4	99.1	
1 to 2 times	0.3	0.8	0.5	0.0	0.4	
3 to 5 times	0.0	0.4	0.0	0.0	0.1	
6 to 9 times	0.0	0.0	0.5	0.0	0.1	
10 to 19 times	0.0	0.0	0.0	0.0	0.0	
20 to 29 times	0.0	0.0	0.0	0.0	0.0	
30 to 39 times	0.0	0.0	0.0	0.6	0.1	
40+ times	0.0	0.0	0.5	0.0	0.1	
N of Valid	286	258	216	161	921	
N of Miss	9	2	2	1	14	

Table 96: How many times in the past year (12 months) have you: participated in clubs, organizations or activities at school?









Response	6	8	10	12	Total	
Never	33.6	30.2	18.1	23.0	27.1	
1 to 2 times	26.5	18.2	19.9	12.4	20.2	
3 to 5 times	17.7	11.6	16.2	16.1	15.4	
6 to 9 times	9.5	8.5	10.6	6.2	8.9	
10 to 19 times	4.2	5.0	9.3	8.7	6.4	
20 to 29 times	1.8	3.9	7.9	6.2	4.6	
30 to 39 times	1.4	2.3	1.4	3.7	2.1	
40+ times	5.3	20.2	16.7	23.6	15.4	
N of Valid	283	258	216	161	918	
N of Miss	12	2	2	1	17	

Table 97: How many times in the past year (12 months) have you: been arrested?






Response	6	8	10	12	Total	
Never	99.7	98.4	95.4	96.2	97.7	
1 to 2 times	0.3	1.6	2.8	2.5	1.6	
3 to 5 times	0.0	0.0	1.4	0.6	0.4	
6 to 9 times	0.0	0.0	0.0	0.0	0.0	
10 to 19 times	0.0	0.0	0.0	0.0	0.0	
20 to 29 times	0.0	0.0	0.0	0.0	0.0	
30 to 39 times	0.0	0.0	0.0	0.6	0.1	
40+ times	0.0	0.0	0.5	0.0	0.1	
N of Valid	286	257	216	159	918	
N of Miss	9	3	2	3	17	

Table 98: How many times in the past year (12 months) have you: attacked someone with the idea of seriously hurting them?


Response	6	8	10	12	Total	
Never	93.0	90.3	91.2	91.9	91.7	
1 to 2 times	5.9	5.0	6.5	6.2	5.9	
3 to 5 times	0.0	3.1	0.9	0.6	1.2	
6 to 9 times	0.7	0.4	0.5	0.0	0.4	
10 to 19 times	0.0	0.0	0.0	0.0	0.0	
20 to 29 times	0.3	0.8	0.5	0.0	0.4	
30 to 39 times	0.0	0.4	0.0	0.6	0.2	
40+ times	0.0	0.0	0.5	0.6	0.2	
N of Valid	287	258	217	161	923	
N of Miss	8	2	1	1	12	

Table 99: How many times in the past year (12 months) have you: been drunk or high at school?


Response	6	8	10	12	Total	
Never	99.7	92.6	90.7	85.7	93.2	
1 to 2 times	0.0	3.9	4.2	6.8	3.3	
3 to 5 times	0.0	0.0	1.9	2.5	0.9	
6 to 9 times	0.3	1.9	1.4	0.0	1.0	
10 to 19 times	0.0	0.4	0.9	0.6	0.4	
20 to 29 times	0.0	0.8	0.0	1.2	0.4	
30 to 39 times	0.0	0.4	0.0	0.6	0.2	
40+ times	0.0	0.0	0.9	2.5	0.7	
N of Valid	288	258	216	161	923	
N of Miss	7	2	2	1	12	

Table 100: How many times in the past year (12 months) have you: taken a handgun to school?






Response	6	8	10	12	Total	
Never	100.0	100.0	99.1	98.8	99.6	
1 to 2 times	0.0	0.0	0.0	0.6	0.1	
3 to 5 times	0.0	0.0	0.0	0.0	0.0	
6 to 9 times	0.0	0.0	0.5	0.0	0.1	
10 to 19 times	0.0	0.0	0.0	0.0	0.0	
20 to 29 times	0.0	0.0	0.0	0.0	0.0	
30 to 39 times	0.0	0.0	0.0	0.6	0.1	
40+ times	0.0	0.0	0.5	0.0	0.1	
N of Valid	287	258	217	161	923	
N of Miss	8	2	1	1	12	

Table 101: Are you currently on probation, or assigned a probation officer with Juvenile Court?



Response	6	8	10	12	Total	
No	98.8	97.5	98.0	97.3	98.0	
Yes	1.2	2.5	2.0	2.7	2.0	
N of Valid	251	237	202	150	840	
N of Miss	44	23	16	12	95	

Table 102: Have you ever belonged to a gang?






Response	6	8	10	12	Total	
No	95.1	95.0	96.8	94.3	95.3	
No, but would like to	0.7	1.9	0.9	1.3	1.2	
Yes, in the past	3.1	1.9	1.4	3.8	2.5	
Yes, belong now	1.0	0.8	0.9	0.6	0.9	
Yes, but would like to get out	0.0	0.4	0.0	0.0	0.1	
N of Valid	288	258	217	159	922	
N of Miss	7	2	1	3	13	

Table 103: If you have ever belonged to a gang, did that gang have a name?

Response	6	8	10	12	Total
No	7.1	9.4	10.6	13.9	9.7
Yes	3.5	3.1	1.8	5.1	3.3
I have never belonged to a gang	89.4	87.5	87.6	81.0	87.0
N of Valid	283	255	217	158	913
N of Miss	12	5	1	4	22

Table 104: You are at a party at someone's house, and one of your friends offers you a drink containing alcohol. What would you say or do?

Response	6	8	10	12	Total
Drink it	2.1	20.0	32.6	37.1	20.4
Tell your friend, 'No thanks, I don't drink' and suggest that you and your friend go and do something else	47.2	38.8	25.7	28.3	36.5
Just say, 'No thanks' and walk away	34.9	27.8	28.0	25.8	29.7
Make up a good excuse, tell your friend you had something else to do, and leave	15.8	13.3	13.8	8.8	13.4
N of Valid	284	255	218	159	916
N of Miss	11	5	0	3	19

Table 105: How often do you attend religious services or activities?

Response	6	8	10	12	Total
Never	15.2	12.5	13.3	17.6	14.4
Rarely	22.4	21.9	20.6	27.7	22.7
1-2 Times a Month	10.1	16.0	16.1	17.6	14.5
About Once a Week or More	52.3	49.6	50.0	37.1	48.4
N of Valid	277	256	218	159	910
N of Miss	18	4	0	3	25

Table 106: I think sometimes it's okay to cheat at school.





Response	6	8	10	12	Total	
NO!	76.0	31.1	17.9	13.5	39.0	
no	18.8	36.6	39.4	43.6	32.9	
yes	4.5	26.0	36.7	34.0	23.2	
YES!	0.7	6.3	6.0	9.0	4.9	
N of Valid	287	254	218	156	915	
N of Miss	8	6	0	6	20	

Table 107: It is important to think before you act.





Response	6	8	10	12	Total	
NO!	1.0	0.4	1.4	0.6	0.9	
no	0.7	5.1	4.6	1.9	3.1	
yes	20.9	39.4	39.0	33.1	32.4	
YES!	77.4	55.1	55.0	64.3	63.6	
N of Valid	287	254	218	157	916	
N of Miss	8	6	0	5	19	

Table 108: Sometimes I think that life is not worth it.





Response	6	8	10	12	Total	
NO!	60.2	42.9	42.4	49.4	49.2	
no	23.7	27.0	30.9	32.7	27.9	
yes	11.8	16.7	17.5	14.7	15.0	
YES!	4.3	13.5	9.2	3.2	7.9	
N of Valid	279	252	217	156	904	
N of Miss	16	8	1	6	31	



Table 109: At times I think I am no good at all.

Response	6	8	10	12	Total	
NO!	31.4	20.9	29.8	29.3	27.8	
no	25.4	28.9	29.8	34.4	29.0	
yes	31.1	32.8	30.7	31.8	31.6	
YES!	12.0	17.4	9.6	4.5	11.6	
N of Valid	283	253	218	157	911	
N of Miss	12	7	0	5	24	

Table 110: All in all, I am inclined to think that I am a failure.

Response	6	8	10	12	Total	
NO!	48.6	37.5	38.4	48.4	43.0	
no	31.6	37.1	39.8	40.1	36.5	
yes	14.9	18.7	14.8	8.3	14.8	
YES!	5.0	6.8	6.9	3.2	5.6	
N of Valid	282	251	216	157	906	
N of Miss	13	9	2	5	29	

Table 111: In the past year, have you felt depressed or sad MOST days, even if you felt okay sometimes?

Response	6	8	10	12	Total	
NO!	30.6	24.6	28.2	33.1	28.8	
no	22.8	26.6	25.5	28.7	25.5	
yes	30.2	29.4	31.5	30.6	30.4	
YES!	16.4	19.4	14.8	7.6	15.3	
N of Valid	281	252	216	157	906	
N of Miss	14	8	2	5	29	

Table 112: It is all right to beat up people if they start the fight.





Response	6	8	10	12	Total	
NO!	58.7	33.3	24.5	29.3	38.4	
no	21.4	26.6	28.7	21.7	24.6	
yes	13.5	24.2	27.3	28.7	22.4	
YES!	6.4	15.9	19.4	20.4	14.6	
N of Valid	281	252	216	157	906	
N of Miss	14	8	2	5	29	

Table 113: I think it is okay to take something without asking if you can get away with it.





Response	6	8	10	12	Total	
NO!	84.9	58.2	58.8	56.1	66.3	
no	13.0	34.5	35.2	40.1	28.9	
yes	1.1	3.6	4.2	3.2	2.9	
YES!	1.1	3.6	1.9	0.6	1.9	
N of Valid	284	249	216	157	906	
N of Miss	11	11	2	5	29	

Table 114: Where do you get the most information about living a drug and alcohol free life? Parents/guardians





Response	6	8	10	12	Total	
All the time	55.2	39.8	39.3	39.5	44.4	
Most	22.6	24.5	23.8	23.6	23.6	
Some	14.7	21.7	24.3	22.9	20.4	
Very little	7.5	14.1	12.6	14.0	11.7	
N of Valid	279	249	214	157	899	
N of Miss	16	11	4	5	36	

Table 115: Where do you get the most information about living a drug and alcohol free life? Friends





Response	6	8	10	12	Total	
All the time	24.0	16.2	13.1	11.4	17.0	
Most	16.7	14.6	15.4	13.3	15.2	
Some	28.4	30.8	31.8	32.3	30.5	
Very little	30.9	38.5	39.7	43.0	37.2	
N of Valid	275	247	214	158	894	
N of Miss	20	13	4	4	41	

Table 116: Where do you get the most information about living a drug and alcohol free life? Family members





Response	6	8	10	12	Total	
All the time	44.6	28.5	30.7	25.8	33.5	
Most	27.0	27.3	21.7	21.4	24.8	
Some	20.1	24.9	27.4	29.6	24.8	
Very little	8.3	19.3	20.3	23.3	16.8	
N of Valid	278	249	212	159	898	
N of Miss	17	11	6	3	37	

Table 117: Where do you get the most information about living a drug and alcohol free life? School





Response	6	8	10	12	Total	
All the time	67.3	52.0	41.2	34.2	51.0	
Most	21.2	33.2	26.4	28.5	27.1	
Some	7.2	10.4	19.4	22.8	13.7	
Very little	4.3	4.4	13.0	14.6	8.2	
N of Valid	278	250	216	158	902	
N of Miss	17	10	2	4	33	

Table 118: Where do you get the most information about living a drug and alcohol free life? Internet





Response	6	8	10	12	Total	
All the time	13.2	8.9	10.7	7.7	10.4	
Most	11.8	14.1	13.5	4.5	11.6	
Some	19.9	23.0	19.5	30.1	22.4	
Very little	55.1	54.0	56.3	57.7	55.6	
N of Valid	272	248	215	156	891	
N of Miss	23	12	3	6	44	

Table 119: Where do you get the most information about living a drug and alcohol free life? TV





Response	6	8	10	12	Total	
All the time	15.8	7.7	12.1	8.3	11.3	
Most	12.1	12.9	9.3	6.4	10.7	
Some	30.5	29.8	27.9	29.5	29.5	
Very little	41.5	49.6	50.7	55.8	48.5	
N of Valid	272	248	215	156	891	
N of Miss	23	12	3	6	44	

Table 120: Where do you get the most information about living a drug and alcohol free life? Social media





Response	6	8	10	12	Total	
All the time	12.6	9.7	12.1	7.1	10.7	
Most	10.3	9.3	9.3	6.4	9.1	
Some	26.0	26.7	24.8	30.1	26.6	
Very little	51.1	54.3	53.7	56.4	53.6	
N of Valid	262	247	214	156	879	
N of Miss	33	13	4	6	56	

Table 121: How much do you think people risk harming themselves (physically or in other ways) if they: smoked one or more packs of cigarettes per day?





Response	6	8	10	12	Total	
No risk	12.5	7.5	6.0	3.2	8.0	
Slight risk	4.9	8.3	10.2	7.1	7.5	
Moderate risk	17.4	17.1	21.9	17.3	18.4	
Great risk	65.2	67.1	61.9	72.4	66.2	
N of Valid	287	252	215	156	910	
N of Miss	8	8	3	6	25	

Table 122: How much do you think people risk harming themselves (physically or in other ways) if they: try marijuana once or twice?





Response	6	8	10	12	Total	
No risk	14.6	18.7	29.1	33.8	22.4	
Slight risk	16.7	26.2	31.5	21.0	23.5	
Moderate risk	25.4	22.6	18.3	14.0	21.0	
Great risk	43.2	32.5	21.1	31.2	33.0	
N of Valid	287	252	213	157	909	
N of Miss	8	8	5	5	26	

Table 123: How much do you think people risk harming themselves (physically or in other ways) if they: smoke marijuana once or twice a week?





Response	6	8	10	12	Total	
No risk	13.7	16.4	21.1	21.9	17.6	
Slight risk	7.0	12.0	19.1	18.1	13.1	
Moderate risk	20.0	22.8	23.4	17.4	21.1	
Great risk	59.3	48.8	36.4	42.6	48.2	
N of Valid	285	250	209	155	899	
N of Miss	10	10	9	7	36	

Table 124: How much do you think people risk harming themselves (physically or in other ways) if they: take one or two drinks of an alcoholic beverage (beer, wine, liquor) nearly every day?





Response	6	8	10	12	Total	
No risk	14.3	11.1	10.7	12.7	12.3	
Slight risk	16.0	23.4	30.4	19.7	22.1	
Moderate risk	20.2	29.4	23.8	16.6	23.0	
Great risk	49.5	36.1	35.0	51.0	42.6	
N of Valid	287	252	214	157	910	
N of Miss	8	8	4	5	25	

Table 125: How much do you think people risk harming themselves (physically or in other ways) if they: have five or more drinks of an alcoholic beverage once or twice each weekend?





Response	6	8	10	12	Total	
No risk	13.9	12.3	8.9	8.9	11.4	
Slight risk	7.0	15.9	14.5	18.5	13.2	
Moderate risk	22.3	22.2	31.8	21.0	24.3	
Great risk	56.8	49.6	44.9	51.6	51.1	
N of Valid	287	252	214	157	910	
N of Miss	8	8	4	5	25	

Table 126: How much do you think people risk harming themselves (physically or in other ways) if they: use prescription drugs that are not prescribed to them?





Response	6	8	10	12	Total	
No risk	11.7	5.6	4.7	3.2	6.9	
Slight risk	2.8	7.2	11.2	8.3	7.0	
Moderate risk	13.8	21.9	19.2	18.5	18.1	
Great risk	71.7	65.3	65.0	70.1	68.1	
N of Valid	283	251	214	157	905	
N of Miss	12	9	4	5	30	

Table 127: How much do you think people risk harming themselves (physically or in other ways) if they: use non-prescription drugs to get high?

Response	6	8	10	12	Total
No risk	12.2	6.8	5.6	4.5	7.8
Slight risk	3.1	6.0	7.0	5.7	5.3
Moderate risk	10.5	16.7	17.3	15.9	14.8
Great risk	74.1	70.5	70.1	73.9	72.1
N of Valid	286	251	214	157	908
N of Miss	9	9	4	5	27

Table 128: Have you ever used smokeless tobacco (chew, snuff, plug, dipping tobacco, or chewing tobacco)?

Response	6	8	10	12	Total
Never	96.9	87.4	80.5	72.8	86.3
Once or Twice	2.4	6.3	8.4	15.2	7.1
Once in a while but not regularly	0.0	2.4	3.3	3.2	2.0
Regularly in the past	0.7	1.6	4.2	2.5	2.1
Regularly now	0.0	2.4	3.7	6.3	2.6
N of Valid	291	254	215	158	918
N of Miss	4	6	3	4	17

Table 129: How often have you taken smokeless tobacco during the past 30 days?

Response	6	8	10	12	Total
Not at all	99.3	95.3	92.1	91.0	95.1
Once or twice	0.7	1.2	4.2	1.3	1.7
Once or twice per week	0.0	0.0	0.5	1.3	0.3
Three to five times per week	0.0	1.2	0.0	0.6	0.4
About once a day	0.0	0.4	0.5	0.6	0.3
More than once a day	0.0	2.0	2.8	5.1	2.1
N of Valid	291	253	215	156	915
N of Miss	4	7	3	6	20

Table 130: Have you ever smoked cigarettes?






Response	6	8	10	12	Total	
Never	93.1	78.9	63.3	57.4	76.1	
Once or Twice	5.5	9.6	20.5	18.7	12.4	
Once in a while but not regularly	0.3	4.8	7.9	14.2	5.7	
Regularly in the past	1.0	1.6	4.7	3.9	2.5	
Regularly now	0.0	5.2	3.7	5.8	3.3	
N of Valid	291	251	215	155	912	
N of Miss	4	9	3	7	23	

Table 131: How frequently have you smoked cigarettes during the past 30 days?








Response	6	8	10	12	Total	
Not at all	99.3	91.7	87.9	82.7	91.7	
Less than one cigarette per day	0.3	3.2	5.1	8.3	3.6	
One to five cigarettes per day	0.3	4.3	5.1	4.5	3.3	
About one-half pack per day	0.0	0.8	0.9	1.3	0.7	
About one pack per day	0.0	0.0	0.5	1.3	0.3	
About one and one-half packs per day	0.0	0.0	0.0	1.9	0.3	
Two packs or more per day	0.0	0.0	0.5	0.0	0.1	
N of Valid	291	253	215	156	915	
N of Miss	4	7	3	6	20	

Table 132: Which statement best describes rules about smoking inside your home?






Response	6	8	10	12	Total	
Smoking is not allowed anywhere inside your home	71.3	68.4	71.2	73.1	70.8	
Smoking is allowed in some places and at some times	8.0	3.6	5.6	7.1	6.0	
Smoking is allowed anywhere inside the home	2.1	3.2	6.0	4.5	3.7	
There are no rules about smoking inside the home	3.8	8.4	9.3	6.4	6.8	
I don't know	14.9	16.4	7.9	9.0	12.6	
N of Valid	289	250	215	156	910	
N of Miss	6	10	3	6	25	



Table 133: Which statement best describes rules about smoking in your family cars?

Response	6	8	10	12	Total	
Smoking is never allowed in any car	69.1	59.4	62.1	65.4	64.1	
Smoking is allowed sometimes or in some cars	10.8	11.6	10.3	10.9	10.9	
Smoking is allowed in any car anytime	3.1	4.4	8.4	5.8	5.2	
There are no rules about smoking in the car	4.2	10.8	11.7	10.3	8.8	
We do not have a family car	0.7	1.6	0.0	0.6	0.8	
I don't know	12.2	12.4	7.5	7.1	10.2	
N of Valid	288	251	214	156	909	
N of Miss	7	9	4	6	26	

Table 134: During this school year, were you taught in any of your classes about the dangers of tobacco use?

Response	6	8	10	12	Total	
Strongly agree	48.4	38.6	13.7	11.0	31.2	
Agree	31.7	38.2	37.4	29.0	34.4	
Disagree	4.2	5.6	16.1	18.7	9.9	
Strongly disagree	3.5	4.8	14.2	20.0	9.2	
I don't know	12.2	12.9	18.5	21.3	15.4	
N of Valid	287	249	211	155	902	
N of Miss	8	11	7	7	33	

Table 135: During the past 12 months, have you participated in any community activities to discourage people your age from using cigarettes, chewing tobacco, snuff, dip or cigars?

Response	6	8	10	12	Total	
Strongly agree	18.1	12.1	7.5	6.5	12.0	
Agree	15.3	20.6	15.1	13.0	16.3	
Disagree	14.9	20.2	24.1	27.9	20.8	
Strongly disagree	17.1	20.2	28.3	33.8	23.5	
I don't know	34.5	26.7	25.0	18.8	27.4	
N of Valid	281	247	212	154	894	
N of Miss	14	13	6	8	41	

Table 136: Think back over the last two weeks. How many times have you had five or more alcoholic drinks in a row?


Response	6	8	10	12	Total	
None	96.9	88.4	84.5	78.8	88.5	
Once	1.7	4.4	6.1	3.8	3.9	
Twice	1.0	2.4	5.2	8.3	3.6	
3-5 times	0.0	1.6	1.4	7.1	2.0	
6-9 times	0.3	0.8	0.9	1.3	0.8	
10 or more times	0.0	2.4	1.9	0.6	1.2	
N of Valid	289	250	213	156	908	
N of Miss	6	10	5	6	27	

Table 137: During the past 30 days, how many times did you ride in a car or other vehicle driven by someone who had been drinking alcohol or using drugs to get high?


Response	6	8	10	12	Total	
0 times	90.0	86.0	86.4	82.7	86.8	
1 time	5.2	6.0	6.1	8.3	6.1	
2 or 3 times	2.4	3.2	2.3	4.5	3.0	
4 or 5 times	1.4	1.6	2.3	0.6	1.5	
6 or more times	1.0	3.2	2.8	3.8	2.5	
N of Valid	291	250	214	156	911	
N of Miss	4	10	4	6	24	

Table 138: During the past 30 days, how many times did you drive a car or other vehicle when you had been drinking alcohol or using drugs to get high?


Response	6	8	10	12	Total	
I did not drive a car in the past 30 days	48.9	49.0	29.7	22.1	39.8	
0 times	48.9	47.4	67.5	70.1	56.5	
1 time	0.7	1.6	1.0	1.9	1.2	
2 or 3 times	0.7	1.2	1.9	3.2	1.6	
4 or 5 times	0.0	0.4	0.0	1.3	0.3	
6 or more times	0.7	0.4	0.0	1.3	0.6	
N of Valid	278	247	209	154	888	
N of Miss	17	13	9	8	47	

Table 139: If you drank alcohol (not just a sip or taste) in the past year, how did you usually get it?

Response	6	8	10	12	Total	
I did not drink alcohol in the past year	94.7	82.1	61.4	48.4	75.5	
I bought it myself with a fake ID	0.0	0.0	0.0	0.0	0.0	
I bought it myself without a fake ID	0.0	0.0	0.0	0.7	0.1	
I got it from someone I know age 21 or older	1.1	5.3	11.9	35.3	10.6	
I got it from someone I know under age 21	0.4	2.8	4.8	3.9	2.7	
I got it from my brother or sister	0.0	0.4	1.0	0.7	0.4	
I got it from home with my parents' permission	1.1	2.4	4.8	3.9	2.8	
I got it from home without my parents' permission	0.4	2.0	5.7	0.7	2.1	
I got it from another relative	0.7	0.8	1.9	0.7	1.0	
A stranger bought it for me	0.0	0.4	2.4	1.3	0.9	
I took it from a store or shop	0.0	0.0	0.0	0.0	0.0	
Other	1.8	3.7	6.2	4.6	3.8	
N of Valid	284	246	210	153	893	
N of Miss	11	14	8	9	42	

Table 140: If you drank alcohol (not just a sip or taste) in the past year, where did you usually drink it?

Response	6	8	10	12	Total	
I did not drink alcohol in the past year	95.1	82.4	63.6	51.4	76.9	
at my home	2.5	5.3	12.1	12.8	7.3	
at someone else's home	1.4	8.6	21.8	31.1	13.2	
at an open area like a park, beach, field, back road, woods, or a street corner	0.7	2.0	1.5	3.4	1.7	
at a sporting event or concert	0.0	0.0	0.0	0.7	0.1	
at a restaurant, bar, or a nightclub	0.4	0.8	0.0	0.7	0.5	
at an empty building or a construction site	0.0	0.0	0.0	0.0	0.0	
at a hotel/motel	0.0	0.4	0.0	0.0	0.1	
in a car	0.0	0.0	1.0	0.0	0.2	
at school	0.0	0.4	0.0	0.0	0.1	
N of Valid	283	245	206	148	882	
N of Miss	12	15	12	14	53	

Table 141: How do you feel about someone your age having one or two drinks of an alcoholic beverage nearly every day?





Response	6	8	10	12	Total	
Neither approve nor disapprove	11.5	23.3	35.8	28.6	23.4	
Somewhat disapprove	7.0	15.7	20.3	14.9	13.9	
Strongly disapprove	66.1	49.8	36.3	50.6	51.9	
Don't know or can't say	15.4	11.2	7.5	5.8	10.8	
N of Valid	286	249	212	154	901	
N of Miss	9	11	6	8	34	

Table 142: On how many occasions have you had alcoholic beverages (beer, wine or hard liquor) to drink in your lifetime - more than just a few sips?








Response	6	8	10	12	Total	
0	90.4	72.4	49.1	40.5	67.3	
01/02/13	5.5	13.2	17.3	14.4	11.9	
03/05/13	2.7	4.4	10.3	7.2	5.7	
06/09/13	0.7	3.2	6.5	7.2	3.9	
10/19/13	0.0	1.6	8.4	9.2	4.0	
20-39	0.3	2.4	4.2	7.8	3.1	
40	0.3	2.8	4.2	13.7	4.2	
N of Valid	292	250	214	153	909	
N of Miss	3	10	4	9	26	

Table 143: On how many occasions have you drunk one of more drinks of an alcoholic beverage during the past 30 days?








Response	6	8	10	12	Total	
0	97.9	90.0	81.2	72.5	87.6	
01/02/13	1.4	5.2	11.7	11.8	6.6	
03/05/13	0.3	3.2	4.2	6.5	3.1	
06/09/13	0.0	0.4	0.5	4.6	1.0	
10/19/13	0.3	0.8	1.4	2.0	1.0	
20-39	0.0	0.0	0.0	0.7	0.1	
40	0.0	0.4	0.9	2.0	0.7	
N of Valid	292	251	213	153	909	
N of Miss	3	9	5	9	26	

Table 144: On how many occasions have you used marijuana (grass, pot) or hashish (hash, hash oil) in your lifetime?


Response	6	8	10	12	Total	
0	99.3	90.4	77.4	69.7	86.7	
01/02/13	0.7	2.8	9.0	7.7	4.4	
03/05/13	0.0	1.2	3.3	3.2	1.6	
06/09/13	0.0	1.2	1.9	2.6	1.2	
10/19/13	0.0	1.6	2.4	5.2	1.9	
20-39	0.0	1.2	2.8	1.3	1.2	
40	0.0	1.6	3.3	10.3	3.0	
N of Valid	292	251	212	155	910	
N of Miss	3	9	6	7	25	

Table 145: On how many occasions have you used marijuana (grass, pot) or hashish (hash, hash oil) during the past 30 days?


Response	6	8	10	12	Total	
0	99.7	93.7	92.5	87.6	94.3	
01/02/13	0.3	2.8	4.2	2.0	2.2	
03/05/13	0.0	2.0	1.9	2.6	1.4	
06/09/13	0.0	0.0	1.4	1.3	0.5	
10/19/13	0.0	0.4	0.0	1.3	0.3	
20-39	0.0	0.4	0.0	1.3	0.3	
40	0.0	0.8	0.0	3.9	0.9	
N of Valid	292	252	214	153	911	
N of Miss	3	8	4	9	24	

Table 146: On how many occasions have you used LSD or other psychedelics in your lifetime?


Response	6	8	10	12	Total	
0	99.7	98.0	97.7	96.1	98.1	
01/02/13	0.0	0.4	2.3	0.7	0.8	
03/05/13	0.3	0.8	0.0	0.0	0.3	
06/09/13	0.0	0.0	0.0	2.0	0.3	
10/19/13	0.0	0.4	0.0	0.0	0.1	
20-39	0.0	0.4	0.0	1.3	0.3	
40	0.0	0.0	0.0	0.0	0.0	
N of Valid	289	252	213	153	907	
N of Miss	6	8	5	9	28	

Table 147: On how many occasions have you used LSD or other psychedelics during the past 30 days?


Response	6	8	10	12	Total	
0	100.0	99.2	99.5	97.4	99.2	
01/02/13	0.0	0.8	0.5	2.0	0.7	
03/05/13	0.0	0.0	0.0	0.7	0.1	
06/09/13	0.0	0.0	0.0	0.0	0.0	
10/19/13	0.0	0.0	0.0	0.0	0.0	
20-39	0.0	0.0	0.0	0.0	0.0	
40	0.0	0.0	0.0	0.0	0.0	
N of Valid	289	250	212	153	904	
N of Miss	6	10	6	9	31	

Table 148: On how many occasions have you used cocaine or crack in your lifetime?


Response	6	8	10	12	Total	
0	99.7	97.6	98.6	94.8	98.0	
01/02/13	0.3	2.0	0.5	0.6	0.9	
03/05/13	0.0	0.4	0.9	1.9	0.7	
06/09/13	0.0	0.0	0.0	0.6	0.1	
10/19/13	0.0	0.0	0.0	1.3	0.2	
20-39	0.0	0.0	0.0	0.0	0.0	
40	0.0	0.0	0.0	0.6	0.1	
N of Valid	292	252	211	154	909	
N of Miss	3	8	7	8	26	

Table 149: On how many occasions have you used cocaine or crack during the past 30 days?


Response	6	8	10	12	Total	
0	100.0	100.0	99.1	97.4	99.3	
01/02/13	0.0	0.0	0.5	0.6	0.2	
03/05/13	0.0	0.0	0.5	1.9	0.4	
06/09/13	0.0	0.0	0.0	0.0	0.0	
10/19/13	0.0	0.0	0.0	0.0	0.0	
20-39	0.0	0.0	0.0	0.0	0.0	
40	0.0	0.0	0.0	0.0	0.0	
N of Valid	291	252	211	154	908	
N of Miss	4	8	7	8	27	

Table 150: On how many occasions have you sniffed glue, breathed the contents of an aerosol spray can, or inhaled other gases or sprays, in order to get high in your lifetime?








Response	6	8	10	12	Total	
0	96.6	89.2	91.5	89.0	92.1	
01/02/13	2.7	3.2	5.2	3.9	3.6	
03/05/13	0.3	2.8	0.9	2.6	1.5	
06/09/13	0.0	1.2	0.9	1.9	0.9	
10/19/13	0.3	1.6	0.5	2.6	1.1	
20-39	0.0	0.8	0.9	0.0	0.4	
40	0.0	1.2	0.0	0.0	0.3	
N of Valid	291	250	211	154	906	
N of Miss	4	10	7	8	29	

Table 151: On how many occasions have you sniffed glue, breathed the contents of an aerosol spray can, or inhaled other gases or sprays, in order to get high during the past 30 days?







Response	6	8	10	12	Total	
0	99.0	95.2	100.0	98.1	98.0	
01/02/13	1.0	2.8	0.0	1.3	1.3	
03/05/13	0.0	1.2	0.0	0.0	0.3	
06/09/13	0.0	0.0	0.0	0.6	0.1	
10/19/13	0.0	0.4	0.0	0.0	0.1	
20-39	0.0	0.4	0.0	0.0	0.1	
40	0.0	0.0	0.0	0.0	0.0	
N of Valid	288	251	211	154	904	
N of Miss	7	9	7	8	31	

Table 152: On how many occasions have you used Daztrex in your lifetime?


Response	6	8	10	12	Total	
0	100.0	100.0	100.0	100.0	100.0	
01/02/13	0.0	0.0	0.0	0.0	0.0	
03/05/13	0.0	0.0	0.0	0.0	0.0	
06/09/13	0.0	0.0	0.0	0.0	0.0	
10/19/13	0.0	0.0	0.0	0.0	0.0	
20-39	0.0	0.0	0.0	0.0	0.0	
40	0.0	0.0	0.0	0.0	0.0	
N of Valid	284	250	212	153	899	
N of Miss	11	10	6	9	36	

Table 153: On how many occasions have you used Daztrex during the past 30 days?


Response	6	8	10	12	Total	
0	100.0	100.0	100.0	100.0	100.0	
01/02/13	0.0	0.0	0.0	0.0	0.0	
03/05/13	0.0	0.0	0.0	0.0	0.0	
06/09/13	0.0	0.0	0.0	0.0	0.0	
10/19/13	0.0	0.0	0.0	0.0	0.0	
20-39	0.0	0.0	0.0	0.0	0.0	
40	0.0	0.0	0.0	0.0	0.0	
N of Valid	283	250	211	153	897	
N of Miss	12	10	7	9	38	

Table 154: On how many occasions have you used synthetic marijuana in your lifetime?








Response	6	8	10	12	Total	
0	98.6	97.2	91.9	87.0	94.7	
01/02/13	1.4	0.4	4.7	2.6	2.1	
03/05/13	0.0	0.8	1.9	3.9	1.3	
06/09/13	0.0	0.0	0.5	2.6	0.6	
10/19/13	0.0	0.8	0.0	2.6	0.7	
20-39	0.0	0.4	0.0	0.6	0.2	
40	0.0	0.4	0.9	0.6	0.4	
N of Valid	287	251	211	154	903	
N of Miss	8	9	7	8	32	



Table 155: On how many occasions have you used synthetic marijuana during the past 30 days?


Response	6	8	10	12	Total	
0	99.7	98.4	99.1	96.8	98.7	
01/02/13	0.3	0.4	0.9	1.9	0.8	
03/05/13	0.0	0.4	0.0	0.6	0.2	
06/09/13	0.0	0.0	0.0	0.0	0.0	
10/19/13	0.0	0.0	0.0	0.0	0.0	
20-39	0.0	0.8	0.0	0.0	0.2	
40	0.0	0.0	0.0	0.6	0.1	
N of Valid	287	251	211	155	904	
N of Miss	8	9	7	7	31	

Table 156: On how many occasions have you used methamphetamines (meth, speed, crank, crystal meth) in your lifetime?


Response	6	8	10	12	Total	
0	98.9	99.2	99.1	96.1	98.6	
01/02/13	0.7	0.4	0.5	0.6	0.6	
03/05/13	0.0	0.0	0.0	2.6	0.4	
06/09/13	0.0	0.4	0.5	0.6	0.3	
10/19/13	0.0	0.0	0.0	0.0	0.0	
20-39	0.0	0.0	0.0	0.0	0.0	
40	0.4	0.0	0.0	0.0	0.1	
N of Valid	285	251	212	154	902	
N of Miss	10	9	6	8	33	

Table 157: On how many occasions have you used methamphetamines (meth, speed, crank, crystal meth) in the past 30 days?


Response	6	8	10	12	Total	
0	98.9	99.2	99.5	98.7	99.1	
01/02/13	0.7	0.4	0.5	0.6	0.6	
03/05/13	0.0	0.4	0.0	0.6	0.2	
06/09/13	0.0	0.0	0.0	0.0	0.0	
10/19/13	0.0	0.0	0.0	0.0	0.0	
20-39	0.4	0.0	0.0	0.0	0.1	
40	0.0	0.0	0.0	0.0	0.0	
N of Valid	285	251	212	155	903	
N of Miss	10	9	6	7	32	

Table 158: On how many occasions have you used other chemical products (bath salts, plant food, etc.) in your lifetime?

Response	6	8	10	12	Total	
0	99.3	98.8	99.1	98.7	99.0	
01/02/13	0.3	0.4	0.9	1.3	0.7	
03/05/13	0.3	0.8	0.0	0.0	0.3	
06/09/13	0.0	0.0	0.0	0.0	0.0	
10/19/13	0.0	0.0	0.0	0.0	0.0	
20-39	0.0	0.0	0.0	0.0	0.0	
40	0.0	0.0	0.0	0.0	0.0	
N of Valid	286	250	212	155	903	
N of Miss	9	10	6	7	32	

Table 159: On how many occasions have you used other chemical products (bath salts, plant food, etc.) during the past 30 days?

Response	6	8	10	12	Total	
0	99.7	100.0	100.0	100.0	99.9	
01/02/13	0.3	0.0	0.0	0.0	0.1	
03/05/13	0.0	0.0	0.0	0.0	0.0	
06/09/13	0.0	0.0	0.0	0.0	0.0	
10/19/13	0.0	0.0	0.0	0.0	0.0	
20-39	0.0	0.0	0.0	0.0	0.0	
40	0.0	0.0	0.0	0.0	0.0	
N of Valid	286	251	212	155	904	
N of Miss	9	9	6	7	31	

Table 160: On how many occasions have you used heroin or other opiates in your lifetime?

Response	6	8	10	12	Total	
0	99.6	99.6	98.6	99.4	99.3	
01/02/13	0.4	0.0	0.9	0.6	0.4	
03/05/13	0.0	0.0	0.0	0.0	0.0	
06/09/13	0.0	0.4	0.5	0.0	0.2	
10/19/13	0.0	0.0	0.0	0.0	0.0	
20-39	0.0	0.0	0.0	0.0	0.0	
40	0.0	0.0	0.0	0.0	0.0	
N of Valid	285	251	212	154	902	
N of Miss	10	9	6	8	33	

Table 161: On how many occasions have you used heroin or other opiates during the past 30 days?


Response	6	8	10	12	Total	
0	99.6	100.0	99.1	100.0	99.7	
01/02/13	0.4	0.0	0.9	0.0	0.3	
03/05/13	0.0	0.0	0.0	0.0	0.0	
06/09/13	0.0	0.0	0.0	0.0	0.0	
10/19/13	0.0	0.0	0.0	0.0	0.0	
20-39	0.0	0.0	0.0	0.0	0.0	
40	0.0	0.0	0.0	0.0	0.0	
N of Valid	285	251	212	155	903	
N of Miss	10	9	6	7	32	

Table 162: On how many occasions have you used MDMA ('X', 'E', or ecstasy) in your lifetime?


Response	6	8	10	12	Total	
0	99.6	98.8	97.2	96.8	98.3	
01/02/13	0.4	0.4	1.9	0.6	0.8	
03/05/13	0.0	0.4	0.0	0.6	0.2	
06/09/13	0.0	0.4	0.0	0.6	0.2	
10/19/13	0.0	0.0	0.0	1.3	0.2	
20-39	0.0	0.0	0.5	0.0	0.1	
40	0.0	0.0	0.5	0.0	0.1	
N of Valid	282	250	211	155	898	
N of Miss	13	10	7	7	37	

Table 163: On how many occasions have you used MDMA ('X', 'E', or ecstasy) during the past 30 days?


Response	6	8	10	12	Total	
0	99.6	99.2	99.5	98.7	99.3	
01/02/13	0.4	0.8	0.0	0.6	0.4	
03/05/13	0.0	0.0	0.0	0.0	0.0	
06/09/13	0.0	0.0	0.5	0.6	0.2	
10/19/13	0.0	0.0	0.0	0.0	0.0	
20-39	0.0	0.0	0.0	0.0	0.0	
40	0.0	0.0	0.0	0.0	0.0	
N of Valid	282	249	210	155	896	
N of Miss	13	11	8	7	39	

Table 164: On how many occasions have you taken prescription drugs (such as Valium, Xanax, Ritalin, Adderall, OxyContin, Darvocet, or sleeping pills) not prescribed to you in your lifetime?








Response	6	8	10	12	Total	
0	99.3	92.0	86.2	83.2	91.5	
01/02/13	0.3	3.6	5.7	4.5	3.2	
03/05/13	0.0	2.0	2.9	4.5	2.0	
06/09/13	0.3	1.2	1.0	2.6	1.1	
10/19/13	0.0	0.4	1.4	1.9	0.8	
20-39	0.0	0.4	0.0	0.6	0.2	
40	0.0	0.4	2.9	2.6	1.2	
N of Valid	286	251	210	155	902	
N of Miss	9	9	8	7	33	

Table 165: On how many occasions have you taken prescription drugs (such as Valium, Xanax, Ritalin, Adderall, OxyContin, Darvocet, or sleeping pills) not prescribed to you during the past 30 days?







Response	6	8	10	12	Total	
0	99.3	96.4	94.3	91.6	96.0	
01/02/13	0.3	2.0	3.8	4.5	2.3	
03/05/13	0.3	0.4	0.5	1.3	0.6	
06/09/13	0.0	0.4	0.0	0.6	0.2	
10/19/13	0.0	0.8	0.5	1.3	0.6	
20-39	0.0	0.0	0.0	0.0	0.0	
40	0.0	0.0	0.9	0.6	0.3	
N of Valid	286	251	211	155	903	
N of Miss	9	9	7	7	32	

Table 166: On how many occasions have you taken non-prescription medicines such as diet pills (for example, Dietac, Dexatrim or Prolamine), stay-awake pills (for example No-Doz, Vivarin, or Wake), or cough or cold medicines (robos, DXM, etc.) to get high in your lifetime?








Response	6	8	10	12	Total	
0	99.3	96.0	95.7	92.2	96.3	
01/02/13	0.4	1.6	1.0	2.6	1.2	
03/05/13	0.4	1.2	1.4	1.9	1.1	
06/09/13	0.0	0.8	0.5	0.6	0.4	
10/19/13	0.0	0.0	0.5	0.0	0.1	
20-39	0.0	0.4	0.0	1.3	0.3	
40	0.0	0.0	1.0	1.3	0.4	
N of Valid	284	251	208	154	897	
N of Miss	11	9	10	8	38	

Table 167: On how many occasions have you taken non-prescription medicines such as diet pills (for example, Dietac, Dexatrim or Prolamine), stay-awake pills (for example No-Doz, Vivarin, or Wake), or cough or cold medicines (robos, DXM, etc.) to get high during the past 30 days?






Response	6	8	10	12	Total	
0	100.0	98.4	97.6	96.1	98.3	
01/02/13	0.0	1.2	1.4	0.0	0.7	
03/05/13	0.0	0.4	0.5	1.9	0.6	
06/09/13	0.0	0.0	0.0	0.6	0.1	
10/19/13	0.0	0.0	0.5	1.3	0.3	
20-39	0.0	0.0	0.0	0.0	0.0	
40	0.0	0.0	0.0	0.0	0.0	
N of Valid	284	251	210	155	900	
N of Miss	11	9	8	7	35	

Table 168: On how many occasions have you been drunk or very high from drinking alcoholic beverages during the past 30 days?








Response	6	8	10	12	Total	
0	99.7	92.8	91.4	81.8	92.8	
01/02/13	0.0	2.4	4.8	7.8	3.1	
03/05/13	0.3	2.4	2.4	5.2	2.2	
06/09/13	0.0	0.8	1.0	0.6	0.6	
10/19/13	0.0	0.4	0.0	2.6	0.6	
20-39	0.0	0.4	0.0	0.0	0.1	
40	0.0	0.8	0.5	1.9	0.7	
N of Valid	286	251	209	154	900	
N of Miss	9	9	9	8	35	

Table 169: On how many occasions have you drunk flavored alcoholic beverages, sometimes called 'alcopops' (like Mike's Hard Lemonade, Smirnoff Ice, Bacardi Breezers, etc.) in your lifetime?








Response	6	8	10	12	Total	
0	96.9	82.8	66.2	60.6	79.6	
01/02/13	2.1	6.8	11.9	8.4	6.8	
03/05/13	0.3	4.0	5.7	11.0	4.4	
06/09/13	0.3	2.4	4.8	3.9	2.6	
10/19/13	0.0	1.2	6.7	5.8	2.9	
20-39	0.3	1.2	1.4	3.9	1.4	
40	0.0	1.6	3.3	6.5	2.3	
N of Valid	286	250	210	155	901	
N of Miss	9	10	8	7	34	

Table 170: On how many occasions have you drunk flavored alcoholic beverages, sometimes called 'alcopops' (like Mike's Hard Lemonade, Smirnoff Ice, Bacardi Breezers, etc.) during the past 30 days?








Response	6	8	10	12	Total	
0	99.3	95.6	87.2	81.2	92.4	
01/02/13	0.7	2.0	6.2	9.7	3.9	
03/05/13	0.0	1.2	3.3	4.5	1.9	
06/09/13	0.0	0.4	1.9	1.9	0.9	
10/19/13	0.0	0.4	0.9	1.3	0.6	
20-39	0.0	0.4	0.0	0.6	0.2	
40	0.0	0.0	0.5	0.6	0.2	
N of Valid	286	251	211	154	902	
N of Miss	9	9	7	8	33	

Table 171: If you used prescription drugs or over the counter drugs without a doctor telling you to use it or for the purpose of getting high, where did you get these drugs?












Response	6	8	10	12	Total	
I did not use prescription drugs or over the counter drugs to get high.	99.3	93.4	92.8	88.0	94.2	
I bought it or took it from a store or shop.	0.0	0.4	0.5	0.7	0.3	
I got it from my parents with permission.	0.4	0.4	0.5	0.0	0.3	
I got it from home without permission.	0.0	2.0	0.5	0.7	0.8	
I got it from a relative with permission.	0.0	0.4	0.0	0.7	0.2	
I got it from a relative without permission.	0.0	0.4	0.0	0.7	0.2	
I got it from a friends home with permission.	0.0	0.4	0.5	1.3	0.5	
I got it from a friends home without permission.	0.0	0.0	0.0	0.7	0.1	
I got it from a friend while at school.	0.0	0.4	2.4	1.3	0.9	
I got it from a friend while at a party.	0.0	1.2	0.0	0.7	0.5	
I got it from a friend, elsewhere	0.4	0.8	2.9	5.3	1.9	
N of Valid	274	244	208	150	876	
N of Miss	21	16	10	12	59	

Table 172: During the last month, about how many marijuana cigarettes, or the equivalent, did you smoke a day, on the average?


Response	6	8	10	12	Total	
None	99.3	91.9	90.4	88.9	93.4	
Less than 1 a day	0.4	0.8	5.7	3.9	2.4	
1 a day	0.0	3.3	1.4	0.0	1.2	
2-3 a day	0.0	1.6	1.9	2.6	1.3	
4-6 a day	0.4	0.8	0.0	2.0	0.7	
7-10 a day	0.0	1.2	0.0	2.0	0.7	
11 or more a day	0.0	0.4	0.5	0.7	0.3	
N of Valid	282	246	209	153	890	
N of Miss	13	14	9	9	45	

Table 173: How wrong do your friends feel it would be for YOU to: drink alcohol?


Response	6	8	10	12	Total	
Very wrong	82.7	55.7	43.5	36.8	58.3	
Wrong	10.9	17.9	21.7	23.7	17.5	
A little bit wrong	5.6	13.4	18.4	21.7	13.5	
Not wrong at all	0.7	13.0	16.4	17.8	10.7	
N of Valid	284	246	207	152	889	
N of Miss	11	14	11	10	46	

Table 174: How wrong do your friends feel it would be for YOU to: smoke tobacco?


Response	6	8	10	12	Total	
Very wrong	89.3	63.0	49.5	45.0	65.1	
Wrong	8.5	17.9	20.7	19.9	15.9	
A little bit wrong	1.1	7.3	15.4	13.9	8.4	
Not wrong at all	1.1	11.8	14.4	21.2	10.6	
N of Valid	281	246	208	151	886	
N of Miss	14	14	10	11	49	



Table 175: How wrong do your friends feel it would be for YOU to: smoke marijuana?





Response	6	8	10	12	Total	
Very wrong	93.6	69.2	50.5	50.0	69.3	
Wrong	4.6	12.1	16.8	11.8	10.8	
A little bit wrong	1.1	4.9	17.8	15.1	8.4	
Not wrong at all	0.7	13.8	14.9	23.0	11.5	
N of Valid	281	247	208	152	888	
N of Miss	14	13	10	10	47	

Table 176: How wrong do your friends feel it would be for YOU to: use prescription drugs not prescribed to you





Response	6	8	10	12	Total	
Very wrong	90.8	72.0	64.4	59.2	74.0	
Wrong	6.7	13.0	19.7	17.1	13.3	
A little bit wrong	1.8	6.5	10.1	13.2	7.0	
Not wrong at all	0.7	8.5	5.8	10.5	5.7	
N of Valid	282	246	208	152	888	
N of Miss	13	14	10	10	47	

Table 177: How wrong would most adults (over 21) in your neighborhood think it is for kids your age: to use marijuana?





Response	6	8	10	12	Total	
Very wrong	90.8	76.3	60.3	62.1	74.7	
Wrong	6.7	13.5	22.5	19.6	14.5	
A little bit wrong	1.4	4.9	11.5	12.4	6.6	
Not wrong at all	1.1	5.3	5.7	5.9	4.2	
N of Valid	284	245	209	153	891	
N of Miss	11	15	9	9	44	

Table 178: How wrong would most adults (over 21) in your neighborhood think it is for kids your age: to drink alcohol?


Response	6	8	10	12	Total	
Very wrong	85.5	68.6	48.8	49.7	66.1	
Wrong	8.8	15.5	26.8	19.6	16.7	
A little bit wrong	4.2	11.0	17.7	19.6	11.9	
Not wrong at all	1.4	4.9	6.7	11.1	5.3	
N of Valid	283	245	209	153	890	
N of Miss	12	15	9	9	45	

Table 179: How wrong would most adults (over 21) in your neighborhood think it is for kids your age: to smoke cigarettes?


Response	6	8	10	12	Total	
Very wrong	86.6	68.6	54.1	51.6	68.0	
Wrong	8.8	18.4	23.9	20.9	17.1	
A little bit wrong	2.5	6.9	13.9	15.7	8.7	
Not wrong at all	2.1	6.1	8.1	11.8	6.3	
N of Valid	283	245	209	153	890	
N of Miss	12	15	9	9	45	

Table 180: How much do each of the following statements describe your neighborhood? crime and/or drug selling


Response	6	8	10	12	Total	
NO!	83.8	73.9	61.8	59.2	71.7	
no	12.6	18.8	24.2	24.3	19.0	
yes	2.5	5.3	10.6	14.5	7.3	
YES!	1.1	2.0	3.4	2.0	2.0	
N of Valid	278	245	207	152	882	
N of Miss	17	15	11	10	53	

Table 181: How much do each of the following statements describe your neighborhood? fights





Response	6	8	10	12	Total	
NO!	71.5	64.1	55.8	63.8	64.5	
no	13.5	24.5	30.6	29.6	23.3	
yes	11.4	8.6	10.7	5.9	9.5	
YES!	3.6	2.9	2.9	0.7	2.7	
N of Valid	281	245	206	152	884	
N of Miss	14	15	12	10	51	

Table 182: How much do each of the following statements describe your neighborhood? lots of empty or abandoned buildings





Response	6	8	10	12	Total	
NO!	74.7	64.9	56.7	66.9	66.4	
no	17.4	30.2	35.1	27.8	26.9	
yes	6.0	4.5	6.7	4.0	5.4	
YES!	1.8	0.4	1.4	1.3	1.2	
N of Valid	281	245	208	151	885	
N of Miss	14	15	10	11	50	

Table 183: How much do each of the following statements describe your neighborhood? lots of graffiti





Response	6	8	10	12	Total	
NO!	85.0	73.4	64.4	71.1	74.5	
no	12.1	25.0	31.7	27.5	23.0	
yes	1.8	1.6	3.8	0.7	2.1	
YES!	1.1	0.0	0.0	0.7	0.5	
N of Valid	273	244	208	149	874	
N of Miss	22	16	10	13	61	

Table 184: I feel safe in my neighborhood.

Response	6	8	10	12	Total
NO!	8.9	7.0	4.3	4.0	6.5
no	5.0	7.0	8.1	6.7	6.6
yes	26.7	41.3	41.1	41.6	36.7
YES!	59.4	44.6	46.4	47.7	50.3
N of Valid	281	242	209	149	881
N of Miss	14	18	9	13	54

Table 185: If a kid smoked marijuana in your neighborhood would he or she be caught by the police?

Response	6	8	10	12	Total
NO!	9.7	18.9	23.5	18.8	17.1
no	17.7	32.9	49.5	49.7	34.8
yes	31.0	26.3	15.2	20.1	24.2
YES!	41.5	21.8	11.8	11.4	23.9
N of Valid	277	243	204	149	873
N of Miss	18	17	14	13	62

Table 186: If a kid drank some beer, wine or hard liquor (for example, vodka, whiskey, or gin) in your neighborhood would he or she be caught by the police?

Response	6	8	10	12	Total
NO!	10.5	21.4	26.8	25.3	19.9
no	22.2	41.2	52.2	53.3	39.9
yes	34.5	23.0	12.2	16.0	22.9
YES!	32.7	14.4	8.8	5.3	17.3
N of Valid	275	243	205	150	873
N of Miss	20	17	13	12	62

Table 187: If a kid carried a handgun in your neighborhood would he or she be caught by the police?





Response	6	8	10	12	Total	
NO!	9.4	14.9	19.5	17.3	14.7	
no	12.3	31.0	30.2	37.3	26.0	
yes	33.3	28.9	31.7	30.7	31.3	
YES!	44.9	25.2	18.5	14.7	28.1	
N of Valid	276	242	205	150	873	
N of Miss	19	18	13	12	62	

Table 188: If you wanted to get some cigarettes, how easy would it be for you to get some?





Response	6	8	10	12	Total	
Very hard	81.0	48.7	25.0	19.9	48.1	
Sort of hard	8.2	18.9	19.6	7.9	13.8	
Sort of easy	5.6	16.4	23.0	10.6	13.6	
Very easy	5.2	16.0	32.4	61.6	24.5	
N of Valid	269	238	204	151	862	
N of Miss	26	22	14	11	73	

Table 189: If you wanted to get some beer, wine or hard liquor (for example, vodka, whiskey, or gin), how easy would it be for you to get some?





Response	6	8	10	12	Total	
Very hard	81.0	50.6	27.9	20.0	49.4	
Sort of hard	6.3	15.2	15.2	11.3	11.7	
Sort of easy	6.7	17.3	22.5	25.3	16.6	
Very easy	5.9	16.9	34.3	43.3	22.2	
N of Valid	269	237	204	150	860	
N of Miss	26	23	14	12	75	

Table 190: If you wanted to get a drug like cocaine, LSD, or amphetamines, how easy would it be for you to get some?

Response	6	8	10	12	Total	
Very hard	94.8	81.9	67.0	44.6	75.9	
Sort of hard	3.0	11.4	19.2	28.4	13.6	
Sort of easy	0.7	5.1	9.4	11.5	5.8	
Very easy	1.5	1.7	4.4	15.5	4.7	
N of Valid	267	237	203	148	855	
N of Miss	28	23	15	14	80	

Table 191: If you wanted to get a handgun, how easy would it be for you to get one?

Response	6	8	10	12	Total	
Very hard	75.0	58.8	48.5	41.3	58.4	
Sort of hard	10.4	16.4	18.1	18.0	15.2	
Sort of easy	8.2	7.1	13.7	14.0	10.2	
Very easy	6.3	17.6	19.6	26.7	16.2	
N of Valid	268	238	204	150	860	
N of Miss	27	22	14	12	75	

Table 192: If you wanted to get some marijuana, how easy would it be for you to get some?

Response	6	8	10	12	Total	
Very hard	92.9	66.2	40.2	30.7	62.1	
Sort of hard	2.6	10.3	12.7	9.3	8.3	
Sort of easy	1.5	10.3	17.6	14.0	10.0	
Very easy	3.0	13.2	29.4	46.0	19.7	
N of Valid	266	234	204	150	854	
N of Miss	29	26	14	12	81	

Table 193: If you wanted to get prescription drugs for the purpose of getting high, how easy would it be for you to get some?





Response	6	8	10	12	Total	
Very hard	86.1	67.5	48.0	29.3	62.0	
Sort of hard	6.4	9.3	14.9	17.3	11.1	
Sort of easy	4.5	8.4	18.3	18.0	11.2	
Very easy	3.0	14.8	18.8	35.3	15.7	
N of Valid	266	237	202	150	855	
N of Miss	29	23	16	12	80	

Table 194: If you wanted to get synthetic marijuana such as K2 or chemical products such as bath salts to get high, how easy would it be for you to get some?





Response	6	8	10	12	Total	
Very hard	94.0	78.0	60.4	40.0	72.1	
Sort of hard	2.3	10.6	14.4	14.0	9.5	
Sort of easy	2.3	6.8	13.4	13.3	8.1	
Very easy	1.5	4.7	11.9	32.7	10.3	
N of Valid	266	236	202	150	854	
N of Miss	29	24	16	12	81	

Table 195: If you wanted to get steroids to enhance athletic performance, how easy would it be for you to get some?





Response	6	8	10	12	Total	
Very hard	90.3	81.8	65.7	46.6	74.5	
Sort of hard	4.9	10.2	15.2	29.7	13.1	
Sort of easy	3.0	3.8	7.4	9.5	5.4	
Very easy	1.9	4.2	11.8	14.2	7.0	
N of Valid	268	236	204	148	856	
N of Miss	27	24	14	14	79	

Table 196: During the past 12 months, have you participated in any alcohol prevention programs or seen any alcohol prevention messages in your school or community? Yes, a school-based program focused on preventing underage drinking and/or drinking and driving.



Response	6	8	10	12	Total	
No	52.2	66.2	80.3	81.5	67.7	
Yes	47.8	33.8	19.7	18.5	32.3	
N of Valid	295	260	218	162	935	
N of Miss	0	0	0	0	0	

Table 197: During the past 12 months, have you participated in any alcohol prevention programs or seen any alcohol prevention messages in your school or community? Yes, a community-based program focused on preventing underage drinking and/or drinking and driving (for example, through your church or temple or through youth groups like Boys and Girls Club or 4-H).



Response	6	8	10	12	Total	
No	84.1	91.2	95.0	96.3	90.7	
Yes	15.9	8.8	5.0	3.7	9.3	
N of Valid	295	260	218	162	935	
N of Miss	0	0	0	0	0	

Table 198: During the past 12 months, have you participated in any alcohol prevention programs or seen any alcohol prevention messages in your school or community? Yes, a media campaign addressing underage drinking and/or drinking and driving (for example, newspaper ads, posters, pamphlets, radio, TV).



Response	6	8	10	12	Total	
No	82.4	89.6	91.3	95.1	88.7	
Yes	17.6	10.4	8.7	4.9	11.3	
N of Valid	295	260	218	162	935	
N of Miss	0	0	0	0	0	

Table 199: During the past 12 months, have you participated in any alcohol prevention programs or seen any alcohol prevention messages in your school or community? No



Response	6	8	10	12	Total	
No	59.7	48.8	33.5	34.0	46.1	
Yes	40.3	51.2	66.5	66.0	53.9	
N of Valid	295	260	218	162	935	
N of Miss	0	0	0	0	0	



Table 200: How wrong do your parents feel it would be for YOU to: drink beer, wine or hard liquor (for example, vodka, whiskey or gin) regularly?


Response	6	8	10	12	Total	
Very wrong	91.5	83.0	72.7	78.9	82.6	
Wrong	5.0	8.3	16.6	12.2	9.8	
A little bit wrong	2.8	6.6	8.8	6.1	5.8	
Not wrong at all	0.7	2.1	2.0	2.7	1.7	
N of Valid	282	241	205	147	875	
N of Miss	13	19	13	15	60	

Table 201: How wrong do your parents feel it would be for YOU to: smoke tobacco?


Response	6	8	10	12	Total	
Very wrong	94.0	84.3	82.4	74.8	85.4	
Wrong	3.6	8.3	11.3	14.3	8.5	
A little bit wrong	1.8	4.1	3.4	5.4	3.4	
Not wrong at all	0.7	3.3	2.9	5.4	2.7	
N of Valid	281	242	204	147	874	
N of Miss	14	18	14	15	61	

Table 202: How wrong do your parents feel it would be for YOU to: smoke marijuana?


Response	6	8	10	12	Total	
Very wrong	97.1	88.8	84.9	81.1	89.2	
Wrong	1.8	4.6	7.3	9.5	5.2	
A little bit wrong	0.4	2.1	5.4	5.4	2.9	
Not wrong at all	0.7	4.6	2.4	4.1	2.7	
N of Valid	280	240	205	148	873	
N of Miss	15	20	13	14	62	

Table 203: How wrong do your parents feel it would be for YOU to: use prescription drugs not prescribed to you?





Response	6	8	10	12	Total	
Very wrong	96.4	91.6	91.2	88.5	92.6	
Wrong	2.1	3.8	5.4	8.8	4.5	
A little bit wrong	0.7	2.5	2.0	0.7	1.5	
Not wrong at all	0.7	2.1	1.5	2.0	1.5	
N of Valid	281	239	205	148	873	
N of Miss	14	21	13	14	62	

Table 204: How wrong do your parents feel it would be for YOU to: steal something worth more than \$5?





Response	6	8	10	12	Total	
Very wrong	88.6	80.4	84.8	85.7	85.0	
Wrong	8.9	14.2	14.2	10.9	11.9	
A little bit wrong	1.8	3.3	0.0	1.4	1.7	
Not wrong at all	0.7	2.1	1.0	2.0	1.4	
N of Valid	281	240	204	147	872	
N of Miss	14	20	14	15	63	

Table 205: How wrong do your parents feel it would be for YOU to: draw graffiti, write things, or draw pictures on buildings or other property (without the owner's permission)?





Response	6	8	10	12	Total	
Very wrong	92.1	81.7	87.8	87.8	87.5	
Wrong	5.0	12.9	10.7	7.5	9.0	
A little bit wrong	1.4	2.9	1.0	2.7	2.0	
Not wrong at all	1.4	2.5	0.5	2.0	1.6	
N of Valid	279	240	205	147	871	
N of Miss	16	20	13	15	64	

Table 206: How wrong do your parents feel it would be for YOU to: pick a fight with someone?





Response	6	8	10	12	Total	
Very wrong	73.8	60.0	62.0	68.2	66.3	
Wrong	17.0	22.1	19.5	16.9	19.0	
A little bit wrong	7.4	11.2	17.1	9.5	11.1	
Not wrong at all	1.8	6.7	1.5	5.4	3.7	
N of Valid	282	240	205	148	875	
N of Miss	13	20	13	14	60	

Table 207: During the past 12 months, have you talked with at least one of your parents about the dangers of underage drinking and/or drinking and driving? By parents, we mean either your biological parents, adoptive parents, stepparents, or adult guardians - whether or not they live with you.



Response	6	8	10	12	Total	
No	45.9	58.2	55.8	49.3	52.2	
Yes	54.1	41.8	44.2	50.7	47.8	
N of Valid	270	232	197	144	843	
N of Miss	25	28	21	18	92	

Table 208: The rules in my family are clear.





Response	6	8	10	12	Total	
NO!	4.0	1.7	1.5	2.7	2.5	
no	4.4	10.7	6.3	4.8	6.7	
yes	27.6	33.9	41.5	44.5	35.5	
YES!	64.0	53.7	50.7	47.9	55.3	
N of Valid	275	242	205	146	868	
N of Miss	20	18	13	16	67	

Table 209: People in my family often insult or yell at each other.

Response	6	8	10	12	Total	
NO!	46.2	21.2	19.2	22.2	28.9	
no	32.7	43.6	47.8	45.8	41.5	
yes	15.6	25.3	23.6	25.0	21.8	
YES!	5.5	10.0	9.4	6.9	7.9	
N of Valid	275	241	203	144	863	
N of Miss	20	19	15	18	72	

Table 210: When I am not at home, one of my parents knows where I am and who I am with.

Response	6	8	10	12	Total	
NO!	6.2	2.1	1.0	3.5	3.4	
no	3.6	8.3	4.4	10.5	6.3	
yes	20.4	34.2	45.1	42.0	33.6	
YES!	69.8	55.4	49.5	44.1	56.7	
N of Valid	275	240	204	143	862	
N of Miss	20	20	14	19	73	

Table 211: We argue about the same things in my family over and over.

Response	6	8	10	12	Total	
NO!	43.2	18.0	15.3	17.5	25.3	
no	30.0	43.1	41.6	35.7	37.3	
yes	17.2	29.3	33.2	36.4	27.5	
YES!	9.5	9.6	9.9	10.5	9.8	
N of Valid	273	239	202	143	857	
N of Miss	22	21	16	19	78	

Table 212: If you drank some beer or wine or liquor (for example, vodka, whiskey, or gin) without your parents' permission, would you be caught by your parents?

Response	6	8	10	12	Total	
NO!	9.2	9.2	9.9	14.9	10.3	
no	6.3	20.2	32.7	39.0	21.8	
yes	8.1	20.6	26.7	22.0	18.3	
YES!	76.4	50.0	30.7	24.1	49.5	
N of Valid	271	238	202	141	852	
N of Miss	24	22	16	21	83	

Table 213: My family has clear rules about alcohol and drug use.

Response	6	8	10	12	Total	
NO!	6.6	3.4	2.5	2.8	4.1	
no	6.2	14.8	11.4	12.1	10.8	
yes	14.0	25.7	36.3	36.2	26.2	
YES!	73.2	56.1	49.8	48.9	58.9	
N of Valid	272	237	201	141	851	
N of Miss	23	23	17	21	84	

Table 214: If you carried a handgun without your parents' permission, would you be caught by your parents?

Response	6	8	10	12	Total	
NO!	5.9	5.4	4.5	7.0	5.6	
no	4.4	9.6	14.0	20.4	10.8	
yes	10.7	25.9	32.0	32.4	23.6	
YES!	78.9	59.0	49.5	40.1	59.9	
N of Valid	270	239	200	142	851	
N of Miss	25	21	18	20	84	

Table 215: If you skipped school would you be caught by your parents?

Response	6	8	10	12	Total	
NO!	5.5	4.2	8.0	11.3	6.7	
no	4.0	15.5	17.5	30.5	14.8	
yes	13.5	24.7	32.0	27.7	23.3	
YES!	77.0	55.6	42.5	30.5	55.3	
N of Valid	274	239	200	141	854	
N of Miss	21	21	18	21	81	

Table 216: My parents ask if I've gotten my homework done.

Response	6	8	10	12	Total	
NO!	3.7	5.5	6.0	5.0	5.0	
no	2.6	16.5	18.1	29.3	14.6	
yes	21.6	28.7	37.7	36.4	29.8	
YES!	72.1	49.4	38.2	29.3	50.7	
N of Valid	269	237	199	140	845	
N of Miss	26	23	19	22	90	

Table 217: People in my family have serious arguments.

Response	6	8	10	12	Total	
NO!	52.0	28.6	25.4	27.1	35.1	
no	29.9	45.4	45.8	45.7	40.6	
yes	11.1	14.7	20.4	19.3	15.6	
YES!	7.0	11.3	8.5	7.9	8.7	
N of Valid	271	238	201	140	850	
N of Miss	24	22	17	22	85	

Table 218: Would your parents know if you did not come home on time?





Response	6	8	10	12	Total	
NO!	3.7	5.1	5.0	7.2	4.9	
no	4.8	12.2	10.0	14.4	9.7	
yes	14.7	31.6	36.8	35.3	28.0	
YES!	76.8	51.1	48.3	43.2	57.4	
N of Valid	272	237	201	139	849	
N of Miss	23	23	17	23	86	

Table 219: Have any of your brothers or sisters ever: drunk beer, wine or hard liquor (for example, vodka, whiskey or gin)?




Response	6	8	10	12	Total	
No	79.6	58.6	47.7	34.5	58.7	
Yes	16.4	38.5	49.7	60.0	37.6	
I don't have any brothers or sisters	4.0	2.9	2.5	5.5	3.6	
N of Valid	275	239	199	145	858	
N of Miss	20	21	19	17	77	

Table 220: Have any of your brothers or sisters ever: smoked marijuana?




Response	6	8	10	12	Total	
No	91.9	79.8	66.2	60.4	77.3	
Yes	4.0	16.8	31.3	34.0	19.0	
I don't have any brothers or sisters	4.0	3.4	2.5	5.6	3.8	
N of Valid	273	238	198	144	853	
N of Miss	22	22	20	18	82	

Table 221: Have any of your brothers or sisters ever: smoked cigarettes?




Response	6	8	10	12	Total	
No	83.6	67.4	55.0	53.5	67.3	
Yes	12.8	29.3	42.5	41.0	29.1	
I don't have any brothers or sisters	3.6	3.3	2.5	5.6	3.6	
N of Valid	274	239	200	144	857	
N of Miss	21	21	18	18	78	

Table 222: Have any of your brothers or sisters ever: taken a handgun to school?




Response	6	8	10	12	Total	
No	95.6	94.1	94.5	91.7	94.3	
Yes	0.7	2.5	2.5	2.8	2.0	
I don't have any brothers or sisters	3.6	3.3	3.0	5.5	3.7	
N of Valid	274	239	200	145	858	
N of Miss	21	21	18	17	77	

Table 223: Have any of your brothers or sisters ever: been suspended or expelled from school?




Response	6	8	10	12	Total	
No	82.5	73.5	74.5	72.9	76.5	
Yes	13.5	23.5	23.0	21.5	19.9	
I don't have any brothers or sisters	4.0	2.9	2.5	5.6	3.6	
N of Valid	274	238	200	144	856	
N of Miss	21	22	18	18	79	

Table 224: Have you changed homes in the past year (the last 12 months)?



Response	6	8	10	12	Total	
No	75.2	74.2	81.4	82.6	77.6	
Yes	24.8	25.8	18.6	17.4	22.4	
N of Valid	278	236	199	144	857	
N of Miss	17	24	19	18	78	

Table 225: How many times have you changed homes since kindergarten?






Response	6	8	10	12	Total	
Never	37.8	30.0	35.4	27.3	33.3	
1 or 2 times	31.6	34.2	20.7	33.6	30.1	
3 or 4 times	18.5	21.9	20.7	16.1	19.6	
5 or 6 times	5.1	5.9	10.6	12.6	7.9	
7 or more times	6.9	8.0	12.6	10.5	9.1	
N of Valid	275	237	198	143	853	
N of Miss	20	23	20	19	82	



Table 226: Have you changed schools (including changing from elementary to middle and middle to high school) in the past year?



Response	6	8	10	12	Total	
No	68.8	71.2	59.4	87.5	70.4	
Yes	31.2	28.8	40.6	12.5	29.6	
N of Valid	272	236	197	144	849	
N of Miss	23	24	21	18	86	

Table 227: How many times have you changed schools since kindergarten (including changing from elementary to middle and middle to high school)?






Response	6	8	10	12	Total	
Never	35.5	30.5	28.2	32.4	31.9	
1 or 2 times	33.3	22.5	26.2	18.6	26.2	
3 or 4 times	14.5	30.9	25.1	24.8	23.2	
5 or 6 times	10.5	8.1	11.8	15.9	11.0	
7 or more times	6.2	8.1	8.7	8.3	7.6	
N of Valid	276	236	195	145	852	
N of Miss	19	24	23	17	83	

Table 228: Has anyone in your family ever had severe alcohol or drug problems?



Response	6	8	10	12	Total	
No	74.9	66.7	50.8	51.7	63.1	
Yes	25.1	33.3	49.2	48.3	36.9	
N of Valid	275	237	197	145	854	
N of Miss	20	23	21	17	81	

Table 229: About how many adults (over 21) have you known personally who in the past year have: used marijuana, crack, cocaine, or other drugs?






Response	6	8	10	12	Total	
0	82.3	65.4	54.3	47.9	65.4	
1	7.9	15.2	22.3	11.8	13.9	
2	5.4	5.5	9.1	14.6	7.8	
03/04/13	1.1	4.2	5.6	7.6	4.1	
5	3.2	9.7	8.6	18.1	8.8	
N of Valid	277	237	197	144	855	
N of Miss	18	23	21	18	80	

Table 230: About how many adults (over 21) have you known personally who in the past year have: sold or dealt drugs?






Response	6	8	10	12	Total	
0	89.5	80.5	70.4	60.7	77.7	
1	6.9	8.5	18.9	12.4	11.0	
2	2.5	3.0	4.1	9.0	4.1	
03/04/13	0.7	3.0	3.6	6.9	3.0	
5	0.4	5.1	3.1	11.0	4.1	
N of Valid	276	236	196	145	853	
N of Miss	19	24	22	17	82	

Table 231: About how many adults (over 21) have you known personally who in the past year have: done other things that could get them in trouble with the police, like stealing, selling stolen goods, mugging or assaulting others, etc.?






Response	6	8	10	12	Total	
0	83.8	75.7	70.1	54.9	73.5	
1	10.8	11.5	15.2	17.4	13.1	
2	3.2	5.5	7.6	7.6	5.6	
03/04/13	1.8	0.9	1.5	9.0	2.7	
5	0.4	6.4	5.6	11.1	5.0	
N of Valid	277	235	197	144	853	
N of Miss	18	25	21	18	82	

Table 232: About how many adults (over 21) have you known personally who in the past year have: gotten drunk or high?






Response	6	8	10	12	Total	
0	62.2	46.0	29.9	24.1	43.8	
1	21.8	18.7	23.4	17.9	20.7	
2	6.2	8.5	11.7	15.2	9.6	
03/04/13	4.4	6.0	10.7	10.3	7.3	
5	5.5	20.9	24.4	32.4	18.7	
N of Valid	275	235	197	145	852	
N of Miss	20	25	21	17	83	

Table 233: Have you seen or heard information about underage drinking in the past 12 months from the following sources? Radio



Response	6	8	10	12	Total	
No	62.1	60.7	61.6	56.4	60.6	
Yes	37.9	39.3	38.4	43.6	39.4	
N of Valid	282	239	198	149	868	
N of Miss	13	21	20	13	67	

Table 234: Have you seen or heard information about underage drinking in the past 12 months from the following sources? TV.



Response	6	8	10	12	Total	
No	35.5	35.3	28.6	33.6	33.5	
Yes	64.5	64.7	71.4	66.4	66.5	
N of Valid	282	238	196	149	865	
N of Miss	13	22	22	13	70	

Table 235: Have you seen or heard information about underage drinking in the past 12 months from the following sources? Print. This includes information on underage drinking you may have seen in the newspaper, on a billboard, in pamphlets, on stickers, etc.



Response	6	8	10	12	Total	
No	47.0	46.4	46.7	45.0	46.4	
Yes	53.0	53.6	53.3	55.0	53.6	
N of Valid	279	239	197	149	864	
N of Miss	16	21	21	13	71	

Table 236: Have you seen or heard information about underage drinking in the past 12 months from the following sources? Website or social media? (Facebook, Myspace, website, etc.)



Response	6	8	10	12	Total	
No	57.4	45.6	44.2	39.2	48.0	
Yes	42.6	54.4	55.8	60.8	52.0	
N of Valid	282	239	197	148	866	
N of Miss	13	21	21	14	69	

Table 237: The next questions ask about your opinions of the information you saw or heard. If you have seen or heard more than one ad, please think about your favorite ad when answering these questions. The information about underage drinking that I saw or heard was convincing.






Response	6	8	10	12	Total	
NO!	28.6	19.0	15.4	12.3	20.1	
no	7.6	14.7	21.5	19.9	14.8	
yes	18.1	29.3	36.9	37.0	28.7	
YES!	23.6	18.5	10.3	19.2	18.4	
I have not seen or heard any ads about underage drinking in the past 12 months.	22.1	18.5	15.9	11.6	17.9	
N of Valid	276	232	195	146	849	
N of Miss	19	28	23	16	86	

Table 238: The next questions ask about your opinions of the information you saw or heard. If you have seen or heard more than one ad, please think about your favorite ad when answering these questions. The information about underage drinking that I saw or heard grabbed my attention.






Response	6	8	10	12	Total	
NO!	25.0	16.7	11.7	14.1	17.8	
no	8.7	20.2	28.6	24.2	19.1	
yes	18.8	23.6	30.1	29.5	24.6	
YES!	25.7	21.5	12.8	22.1	21.0	
I have not seen or heard any ads about underage drinking in the past 12 months.	21.7	18.0	16.8	10.1	17.6	
N of Valid	276	233	196	149	854	
N of Miss	19	27	22	13	81	

Table 239: The next questions ask about your opinions of the information you saw or heard. If you have seen or heard more than one ad, please think about your favorite ad when answering these questions. The information about underage drinking that I saw or heard said something important to me.

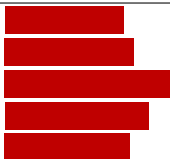
Response	6	8	10	12	Total	
NO!	21.7	17.5	11.2	15.4	17.1	
no	7.9	21.4	26.0	24.8	18.7	
yes	19.5	23.1	31.6	29.5	25.0	
YES!	26.7	20.9	14.3	20.1	21.1	
I have not seen or heard any ads about underage drinking in the past 12 months.	24.2	17.1	16.8	10.1	18.1	
N of Valid	277	234	196	149	856	
N of Miss	18	26	22	13	79	

Table 240: The next questions ask about your opinions of the information you saw or heard. If you have seen or heard more than one ad, please think about your favorite ad when answering these questions. Seeing or hearing this information about underage drinking made me want to stop or decrease my drinking.

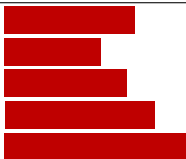

Response	6	8	10	12	Total	
NO!	22.4	21.8	14.9	13.7	18.9	
no	2.4	13.8	18.6	24.7	13.3	
yes	9.4	12.9	28.4	25.3	17.7	
YES!	24.3	25.3	14.9	22.6	22.1	
I have not seen or heard any ads about underage drinking in the past 12 months.	41.6	26.2	23.2	13.7	28.0	
N of Valid	255	225	194	146	820	
N of Miss	40	35	24	16	115	

Table 241: How honest were you in filling out this survey?

Response	6	8	10	12	Total	
I was very honest	87.9	83.7	78.7	80.4	83.3	
I was honest pretty much of the time	9.6	13.4	15.7	14.9	13.0	
I was honest some of the time	2.5	2.1	3.6	3.4	2.8	
I was honest once in a while	0.0	0.8	2.0	1.4	0.9	
I was not honest at all	0.0	0.0	0.0	0.0	0.0	
N of Valid	280	239	197	148	864	
N of Miss	15	21	21	14	71	