

# 2013 APNA



Arkansas Prevention Needs Assessment Student Survey

Jefferson County Tables

Arkansas Department of Human Services  
Division of Behavioral Health Services  
Prevention Services

Conducted by International Survey Associates dba Pride Surveys



## Contents

1	INTRODUCTION	10
2	PERCENTAGE TABLES	15

## List of Tables

1	Sex	16
2	Age	16
3	Are you Hispanic or Latino?	16
4	What is your race? Black or African American	17
5	What is your race? Asian	17
6	What is your race? American Indian	17
7	What is your race? Alaska Native	17
8	What is your race? White	18
9	What is your race? Native Hawaiian or Other Pacific Islander	18
10	What is your race? Other	18
11	What is the highest level of schooling completed by your mother or father?	19
12	Think of where you live most of the time. Which of the following people live there with you? Mother	19
13	Think of where you live most of the time. Which of the following people live there with you? Stepmother	19
14	Think of where you live most of the time. Which of the following people live there with you? Foster Mother	20
15	Think of where you live most of the time. Which of the following people live there with you? Grandmother	20
16	Think of where you live most of the time. Which of the following people live there with you? Aunt	20
17	Think of where you live most of the time. Which of the following people live there with you? Father	20
18	Think of where you live most of the time. Which of the following people live there with you? Stepfather	21
19	Think of where you live most of the time. Which of the following people live there with you? Foster Father	21
20	Think of where you live most of the time. Which of the following people live there with you? Grandfather	21
21	Think of where you live most of the time. Which of the following people live there with you? Uncle	21
22	Think of where you live most of the time. Which of the following people live there with you? Other Adults	22
23	Think of where you live most of the time. Which of the following people live there with you? Brother(s)	22
24	Think of where you live most of the time. Which of the following people live there with you? Stepbrother(s)	22
25	Think of where you live most of the time. Which of the following people live there with you? Sister(s)	22
26	Think of where you live most of the time. Which of the following people live there with you? Stepsister(s)	23

27	Think of where you live most of the time. Which of the following people live there with you? Other Children . . . . .	23
28	In my school, students have lots of chances to help decide things like class activities and rules. . . . .	23
29	Teachers ask me to work on special classroom projects. . . . .	23
30	My teacher(s) notices when I am doing a good job and lets me know about it. . . . .	24
31	There are lots of chances for students in my school to get involved in sports, clubs, and other school activities outside of class. . . . .	24
32	There are lots of chances for students in my school to talk with a teacher one-on-one. . . . .	24
33	I feel safe at my school. . . . .	25
34	The school lets my parents know when I have done something well. . . . .	25
35	My teachers praise me when I work hard in school. . . . .	25
36	Are your school grades better than the grades of most students in your class? . . . . .	26
37	I have lots of chances to be part of class discussions or activities. . . . .	26
38	Now thinking back over the past year in school, how often did you: enjoy being in school? . . . . .	26
39	Now thinking back over the past year in school, how often did you: hate being in school? . . . . .	27
40	Now thinking back over the past year in school, how often did you: try to do your best work in school? . . . . .	27
41	How often do you feel that the school work you are assigned is meaningful and important? . . . . .	27
42	Putting them all together, what were your grades like last year? . . . . .	28
43	How important do you think the things you are learning in school are going to be for your later life? . . . . .	28
44	How interesting are most of your courses to you? . . . . .	28
45	During the LAST FOUR WEEKS how many whole days of school have you missed because you skipped or 'cut'? . . . . .	29
46	What are the chances you would be seen as cool if you: smoked cigarettes? . . . . .	29
47	What are the chances you would be seen as cool if you: worked hard at school? . . . . .	29
48	What are the chances you would be seen as cool if you: began drinking alcoholic beverages regularly, that is, at least once or twice a month? . . . . .	30
49	What are the chances you would be seen as cool if you: defended someone who was being verbally abused at school? . . . . .	30
50	What are the chances you would be seen as cool if you: smoked marijuana? . . . . .	30
51	What are the chances you would be seen as cool if you: carried a handgun? . . . . .	31

52	Think of your four best friends (the friends you feel closest to). In the past year (12 months), how many of your best friends have: participated in clubs, organizations or activities at school? . . . . .	31
53	Think of your four best friends (the friends you feel closest to). In the past year (12 months), how many of your best friends have: smoked cigarettes? . . . . .	31
54	Think of your four best friends (the friends you feel closest to). In the past year (12 months), how many of your best friends have: tried beer, wine or hard liquor (for example, vodka, whiskey, or gin) when their parents didn't know about it? . . . . .	32
55	Think of your four best friends (the friends you feel closest to). In the past year (12 months), how many of your best friends have: made a commitment to stay drug-free? . . . . .	32
56	Think of your four best friends (the friends you feel closest to). In the past year (12 months), how many of your best friends have: used marijuana? . . . . .	32
57	Think of your four best friends (the friends you feel closest to). In the past year (12 months), how many of your best friends have: used prescription drugs or non-prescription drugs for the purposes of getting high? . . . . .	33
58	Think of your four best friends (the friends you feel closest to). In the past year (12 months), how many of your best friends have: used synthetic marijuana (K2, spice) or bath salts? . . . . .	33
59	Think of your four best friends (the friends you feel closest to). In the past year (12 months), how many of your best friends have: used LSD, cocaine, amphetamines, or other illegal drugs? . . . . .	33
60	Think of your four best friends (the friends you feel closest to). In the past year (12 months), how many of your best friends have: tried to do well in school? . . . . .	34
61	Think of your four best friends (the friends you feel closest to). In the past year (12 months), how many of your best friends have: been suspended from school? . . . . .	34
62	Think of your four best friends (the friends you feel closest to). In the past year (12 months), how many of your best friends have: liked school? . . . . .	34
63	Think of your four best friends (the friends you feel closest to). In the past year (12 months), how many of your best friends have: carried a handgun? . . . . .	35
64	Think of your four best friends (the friends you feel closest to). In the past year (12 months), how many of your best friends have: sold illegal drugs? . . . . .	35
65	Think of your four best friends (the friends you feel closest to). In the past year (12 months), how many of your best friends have: regularly attended religious services? . . . . .	35

66	Think of your four best friends (the friends you feel closest to). In the past year (12 months), how many of your best friends have: stolen or tried to steal a motor vehicle such as a car or motorcycle?	36
67	Think of your four best friends (the friends you feel closest to). In the past year (12 months), how many of your best friends have: been arrested?	36
68	Think of your four best friends (the friends you feel closest to). In the past year (12 months), how many of your best friends have: dropped out of school?	36
69	Think of your four best friends (the friends you feel closest to). In the past year (12 months), how many of your best friends have: been members of a gang?	37
70	How old were you when you first: smoked marijuana?	37
71	How old were you when you first: smoked a cigarette, even just a puff?	38
72	How old were you when you first: had more than a sip or two of beer, wine or hard liquor (for example, vodka, whiskey, or gin)?	38
73	How old were you when you first: began drinking alcoholic beverages regularly, that is, at least once or twice a month?	39
74	How old were you when you first: used Daztrex?	39
75	How old were you when you first: got suspended from school?	40
76	How old were you when you first: got arrested?	40
77	How old were you when you first: carried a handgun?	41
78	How old were you when you first: attacked someone with the idea of seriously hurting them?	41
79	How old were you when you first: belonged to a gang?	42
80	How wrong do you think it is for someone your age to: take a handgun to school?	42
81	How wrong do you think it is for someone your age to: steal anything worth more than \$5?	42
82	How wrong do you think it is for someone your age to: pick a fight with someone?	43
83	How wrong do you think it is for someone your age to: attack someone with the idea of seriously hurting them?	43
84	How wrong do you think it is for someone your age to: stay away from school all day when their parents think they are at school?	43
85	How wrong do you think it is for someone your age to: drink beer, wine or hard liquor (for example, vodka, whiskey, or gin) regularly?	44
86	How wrong do you think it is for someone your age to: smoke cigarettes?	44
87	How wrong do you think it is for someone your age to: smoke marijuana?	44
88	How wrong do you think it is for someone your age to: use prescription drugs or non-prescription drugs for the purpose of getting high?	45

89	How wrong do you think it is for someone your age to: use synthetic marijuana (K2, spice) or bath salts?	45
90	How wrong do you think it is for someone your age to: use LSD, cocaine, amphetamines or another illegal drug?	45
91	At school during the past 12 months, did you receive help from the resource teacher, speech therapist or other special education teacher?	46
92	How many times in the past year (12 months) have you: been suspended from school?	46
93	How many times in the past year (12 months) have you: carried a handgun?	46
94	How many times in the past year (12 months) have you: sold illegal drugs?	47
95	How many times in the past year (12 months) have you: stolen or tried to steal a motor vehicle such as a car or motorcycle?	47
96	How many times in the past year (12 months) have you: participated in clubs, organizations or activities at school?	48
97	How many times in the past year (12 months) have you: been arrested?	48
98	How many times in the past year (12 months) have you: attacked someone with the idea of seriously hurting them?	49
99	How many times in the past year (12 months) have you: been drunk or high at school?	49
100	How many times in the past year (12 months) have you: taken a handgun to school?	50
101	Are you currently on probation, or assigned a probation officer with Juvenile Court?	50
102	Have you ever belonged to a gang?	50
103	If you have ever belonged to a gang, did that gang have a name?	51
104	You are at a party at someone's house, and one of your friends offers you a drink containing alcohol. What would you say or do?	51
105	How often do you attend religious services or activities?	51
106	I think sometimes it's okay to cheat at school.	52
107	It is important to think before you act.	52
108	Sometimes I think that life is not worth it.	52
109	At times I think I am no good at all.	53
110	All in all, I am inclined to think that I am a failure.	53
111	In the past year, have you felt depressed or sad MOST days, even if you felt okay sometimes?	53
112	It is all right to beat up people if they start the fight.	54
113	I think it is okay to take something without asking if you can get away with it.	54
114	Where do you get the most information about living a drug and alcohol free life? Parents/guardians	54
115	Where do you get the most information about living a drug and alcohol free life? Friends	55

116	Where do you get the most information about living a drug and alcohol free life? Family members . . . . .	55
117	Where do you get the most information about living a drug and alcohol free life? School . . . . .	55
118	Where do you get the most information about living a drug and alcohol free life? Internet . . . . .	56
119	Where do you get the most information about living a drug and alcohol free life? TV . . . . .	56
120	Where do you get the most information about living a drug and alcohol free life? Social media . . . . .	56
121	How much do you think people risk harming themselves (physically or in other ways) if they: smoked one or more packs of cigarettes per day? . . . . .	57
122	How much do you think people risk harming themselves (physically or in other ways) if they: try marijuana once or twice? . . . . .	57
123	How much do you think people risk harming themselves (physically or in other ways) if they: smoke marijuana once or twice a week? . . . . .	57
124	How much do you think people risk harming themselves (physically or in other ways) if they: take one or two drinks of an alcoholic beverage (beer, wine, liquor) nearly every day? . . . . .	58
125	How much do you think people risk harming themselves (physically or in other ways) if they: have five or more drinks of an alcoholic beverage once or twice each weekend? . . . . .	58
126	How much do you think people risk harming themselves (physically or in other ways) if they: use prescription drugs that are not prescribed to them? . . . . .	58
127	How much do you think people risk harming themselves (physically or in other ways) if they: use non-prescription drugs to get high? . . . . .	59
128	Have you ever used smokeless tobacco (chew, snuff, plug, dipping tobacco, or chewing tobacco)? . . . . .	59
129	How often have you taken smokeless tobacco during the past 30 days? . . . . .	59
130	Have you ever smoked cigarettes? . . . . .	60
131	How frequently have you smoked cigarettes during the past 30 days? . . . . .	60
132	Which statement best describes rules about smoking inside your home? . . . . .	60
133	Which statement best describes rules about smoking in your family cars? . . . . .	61
134	During this school year, were you taught in any of your classes about the dangers of tobacco use? . . . . .	61
135	During the past 12 months, have you participated in any community activities to discourage people your age from using cigarettes, chewing tobacco, snuff, dip or cigars? . . . . .	61
136	Think back over the last two weeks. How many times have you had five or more alcoholic drinks in a row? . . . . .	62

137	During the past 30 days, how many times did you ride in a car or other vehicle driven by someone who had been drinking alcohol or using drugs to get high? . . . . .	62
138	During the past 30 days, how many times did you drive a car or other vehicle when you had been drinking alcohol or using drugs to get high? . . . . .	62
139	If you drank alcohol (not just a sip or taste) in the past year, how did you usually get it? . . . . .	63
140	If you drank alcohol (not just a sip or taste) in the past year, where did you usually drink it? . . . . .	63
141	How do you feel about someone your age having one or two drinks of an alcoholic beverage nearly every day? . . . . .	64
142	On how many occasions have you had alcoholic beverages (beer, wine or hard liquor) to drink in your lifetime - more than just a few sips? . . . . .	64
143	On how many occasions have you drunk one of more drinks of an alcoholic beverage during the past 30 days? . . . . .	64
144	On how many occasions have you used marijuana (grass, pot) or hashish (hash, hash oil) in your lifetime? . . . . .	65
145	On how many occasions have you used marijuana (grass, pot) or hashish (hash, hash oil) during the past 30 days? . . . . .	65
146	On how many occasions have you used LSD or other psychedelics in your lifetime? . . . . .	65
147	On how many occasions have you used LSD or other psychedelics during the past 30 days? . . . . .	66
148	On how many occasions have you used cocaine or crack in your lifetime? . . . . .	66
149	On how many occasions have you used cocaine or crack during the past 30 days? . . . . .	66
150	On how many occasions have you sniffed glue, breathed the contents of an aerosol spray can, or inhaled other gases or sprays, in order to get high in your lifetime? . . . . .	67
151	On how many occasions have you sniffed glue, breathed the contents of an aerosol spray can, or inhaled other gases or sprays, in order to get high during the past 30 days? . . . . .	67
152	On how many occasions have you used Daztrex in your lifetime? . . . . .	68
153	On how many occasions have you used Daztrex during the past 30 days? . . . . .	68
154	On how many occasions have you used synthetic marijuana in your lifetime? . . . . .	68
155	On how many occasions have you used synthetic marijuana during the past 30 days? . . . . .	69
156	On how many occasions have you used methamphetamines (meth, speed, crank, crystal meth) in your lifetime? . . . . .	69



157	On how many occasions have you used methamphetamines (meth, speed, crank, crystal meth) in the past 30 days? . . . . .	69
158	On how many occasions have you used other chemical products (bath salts, plant food, etc.) in your lifetime? . . . . .	70
159	On how many occasions have you used other chemical products (bath salts, plant food, etc.) during the past 30 days? . . . . .	70
160	On how many occasions have you used heroin or other opiates in your lifetime? . . . . .	70
161	On how many occasions have you used heroin or other opiates during the past 30 days? . . . . .	71
162	On how many occasions have you used MDMA ('X', 'E', or ecstasy) in your lifetime? . . . . .	71
163	On how many occasions have you used MDMA ('X', 'E', or ecstasy) during the past 30 days? . . . . .	71
164	On how many occasions have you taken prescription drugs (such as Valium, Xanax, Ritalin, Adderall, OxyContin, Darvocet, or sleeping pills) not prescribed to you in your lifetime? . . . . .	72
165	On how many occasions have you taken prescription drugs (such as Valium, Xanax, Ritalin, Adderall, OxyContin, Darvocet, or sleeping pills) not prescribed to you during the past 30 days? . . . . .	72
166	On how many occasions have you taken non-prescription medicines such as diet pills (for example, Dietac, Dexatrim or Prolamine), stay-awake pills (for example No-Doz, Vivarin, or Wake), or cough or cold medicines (robos, DXM, etc.) to get high in your lifetime? . . . . .	73
167	On how many occasions have you taken non-prescription medicines such as diet pills (for example, Dietac, Dexatrim or Prolamine), stay-awake pills (for example No-Doz, Vivarin, or Wake), or cough or cold medicines (robos, DXM, etc.) to get high during the past 30 days? . . . . .	73
168	On how many occasions have you been drunk or very high from drinking alcoholic beverages during the past 30 days? . . . . .	74
169	On how many occasions have you drunk flavored alcoholic beverages, sometimes called 'alcopops' (like Mike's Hard Lemonade, Smirnoff Ice, Bacardi Breezers, etc.) in your lifetime? . . . . .	74
170	On how many occasions have you drunk flavored alcoholic beverages, sometimes called 'alcopops' (like Mike's Hard Lemonade, Smirnoff Ice, Bacardi Breezers, etc.) during the past 30 days? . . . . .	75
171	If you used prescription drugs or over the counter drugs without a doctor telling you to use it or for the purpose of getting high, where did you get these drugs? . . . . .	75
172	During the last month, about how many marijuana cigarettes, or the equivalent, did you smoke a day, on the average? . . . . .	76
173	How wrong do your friends feel it would be for YOU to: drink alcohol? . . . . .	76
174	How wrong do your friends feel it would be for YOU to: smoke tobacco? . . . . .	76

175	How wrong do your friends feel it would be for YOU to: smoke marijuana? . . . . .	77
176	How wrong do your friends feel it would be for YOU to: use prescription drugs not prescribed to you . . . . .	77
177	How wrong would most adults (over 21) in your neighborhood think it is for kids your age: to use marijuana? . . . . .	77
178	How wrong would most adults (over 21) in your neighborhood think it is for kids your age: to drink alcohol? . . . . .	78
179	How wrong would most adults (over 21) in your neighborhood think it is for kids your age: to smoke cigarettes? . . . . .	78
180	How much do each of the following statements describe your neighborhood? crime and/or drug selling . . . . .	78
181	How much do each of the following statements describe your neighborhood? fights . . . . .	79
182	How much do each of the following statements describe your neighborhood? lots of empty or abandoned buildings . . . . .	79
183	How much do each of the following statements describe your neighborhood? lots of graffiti . . . . .	79
184	I feel safe in my neighborhood. . . . .	80
185	If a kid smoked marijuana in your neighborhood would he or she be caught by the police? . . . . .	80
186	If a kid drank some beer, wine or hard liquor (for example, vodka, whiskey, or gin) in your neighborhood would he or she be caught by the police? . . . . .	80
187	If a kid carried a handgun in your neighborhood would he or she be caught by the police? . . . . .	81
188	If you wanted to get some cigarettes, how easy would it be for you to get some? . . . . .	81
189	If you wanted to get some beer, wine or hard liquor (for example, vodka, whiskey, or gin), how easy would it be for you to get some? . . . . .	81
190	If you wanted to get a drug like cocaine, LSD, or amphetamines, how easy would it be for you to get some? . . . . .	82
191	If you wanted to get a handgun, how easy would it be for you to get one? . . . . .	82
192	If you wanted to get some marijuana, how easy would it be for you to get some? . . . . .	82
193	If you wanted to get prescription drugs for the purpose of getting high, how easy would it be for you to get some? . . . . .	83
194	If you wanted to get synthetic marijuana such as K2 or chemical products such as bath salts to get high, how easy would it be for you to get some? . . . . .	83
195	If you wanted to get steroids to enhance athletic performance, how easy would it be for you to get some? . . . . .	83

196	During the past 12 months, have you participated in any alcohol prevention programs or seen any alcohol prevention messages in your school or community? Yes, a school-based program focused on preventing underage drinking and/or drinking and driving. . . .	84
197	During the past 12 months, have you participated in any alcohol prevention programs or seen any alcohol prevention messages in your school or community? Yes, a community-based program focused on preventing underage drinking and/or drinking and driving (for example, through your church or temple or through youth groups like Boys and Girls Club or 4-H). . . .	84
198	During the past 12 months, have you participated in any alcohol prevention programs or seen any alcohol prevention messages in your school or community? Yes, a media campaign addressing underage drinking and/or drinking and driving (for example, newspaper ads, posters, pamphlets, radio, TV). . . .	84
199	During the past 12 months, have you participated in any alcohol prevention programs or seen any alcohol prevention messages in your school or community? No . . . .	84
200	How wrong do your parents feel it would be for YOU to: drink beer, wine or hard liquor (for example, vodka, whiskey or gin) regularly? .	85
201	How wrong do your parents feel it would be for YOU to: smoke tobacco? . . . .	85
202	How wrong do your parents feel it would be for YOU to: smoke marijuana? . . . .	85
203	How wrong do your parents feel it would be for YOU to: use prescription drugs not prescribed to you? . . . .	86
204	How wrong do your parents feel it would be for YOU to: steal something worth more than \$5? . . . .	86
205	How wrong do your parents feel it would be for YOU to: draw graffiti, write things, or draw pictures on buildings or other property (without the owner's permission)? . . . .	86
206	How wrong do your parents feel it would be for YOU to: pick a fight with someone? . . . .	87
207	During the past 12 months, have you talked with at least one of your parents about the dangers of underage drinking and/or drinking and driving? By parents, we mean either your biological parents, adoptive parents, stepparents, or adult guardians - whether or not they live with you. . . .	87
208	The rules in my family are clear. . . .	87
209	People in my family often insult or yell at each other. . . .	88
210	When I am not at home, one of my parents knows where I am and who I am with. . . .	88
211	We argue about the same things in my family over and over. . . .	88

212	If you drank some beer or wine or liquor (for example, vodka, whiskey, or gin) without your parents' permission, would you be caught by your parents? . . . .	89
213	My family has clear rules about alcohol and drug use. . . .	89
214	If you carried a handgun without your parents' permission, would you be caught by your parents? . . . .	89
215	If you skipped school would you be caught by your parents? . . . .	90
216	My parents ask if I've gotten my homework done. . . .	90
217	People in my family have serious arguments. . . .	90
218	Would your parents know if you did not come home on time? . . . .	91
219	Have any of your brothers or sisters ever: drunk beer, wine or hard liquor (for example, vodka, whiskey or gin)? . . . .	91
220	Have any of your brothers or sisters ever: smoked marijuana? . . . .	91
221	Have any of your brothers or sisters ever: smoked cigarettes? . . . .	91
222	Have any of your brothers or sisters ever: taken a handgun to school? .	92
223	Have any of your brothers or sisters ever: been suspended or expelled from school? . . . .	92
224	Have you changed homes in the past year (the last 12 months)? . .	92
225	How many times have you changed homes since kindergarten? . . .	92
226	Have you changed schools (including changing from elementary to middle and middle to high school) in the past year? . . . .	93
227	How many times have you changed schools since kindergarten (including changing from elementary to middle and middle to high school)? . . . .	93
228	Has anyone in your family ever had severe alcohol or drug problems? .	93
229	About how many adults (over 21) have you known personally who in the past year have: used marijuana, crack, cocaine, or other drugs? .	94
230	About how many adults (over 21) have you known personally who in the past year have: sold or dealt drugs? . . . .	94
231	About how many adults (over 21) have you known personally who in the past year have: done other things that could get them in trouble with the police, like stealing, selling stolen goods, mugging or assaulting others, etc.? . . . .	94
232	About how many adults (over 21) have you known personally who in the past year have: gotten drunk or high? . . . .	95
233	Have you seen or heard information about underage drinking in the past 12 months from the following sources? Radio . . . .	95
234	Have you seen or heard information about underage drinking in the past 12 months from the following sources? TV. . . .	95
235	Have you seen or heard information about underage drinking in the past 12 months from the following sources? Print. This includes information on underage drinking you may have seen in the newspaper, on a billboard, in pamphlets, on stickers, etc. . . .	95



236	Have you seen or heard information about underage drinking in the past 12 months from the following sources? Website or social media? (Facebook, Myspace, website, etc.) . . . . .	96
237	The next questions ask about your opinions of the information you saw or heard. If you have seen or heard more than one ad, please think about your favorite ad when answering these questions. The information about underage drinking that I saw or heard was convincing. . . . .	96
238	The next questions ask about your opinions of the information you saw or heard. If you have seen or heard more than one ad, please think about your favorite ad when answering these questions. The information about underage drinking that I saw or heard grabbed my attention. . . . .	96
239	The next questions ask about your opinions of the information you saw or heard. If you have seen or heard more than one ad, please think about your favorite ad when answering these questions. The information about underage drinking that I saw or heard said something important to me. . . . .	97
240	The next questions ask about your opinions of the information you saw or heard. If you have seen or heard more than one ad, please think about your favorite ad when answering these questions. Seeing or hearing this information about underage drinking made me want to stop or decrease my drinking. . . . .	97
241	How honest were you in filling out this survey? . . . . .	97

## List of Figures

1	Grade Chart . . . . .	11
2	Gender Chart . . . . .	12
3	Age Chart . . . . .	13
4	Ethnic Origin Chart . . . . .	14

# 1 INTRODUCTION

This report was generated from data collected on the *2013 Arkansas Prevention Needs Assessment Student Survey*. This report contains basic frequency tables of all data collected and graphs on the selected demographic variables of grade, gender, age and ethnic origin. The graph on ethnic origin is represented as a bar chart rather than as a pie chart. This is because students were allowed to mark more than one response for ethnic origin as opposed to being allowed to mark only one response. The bars represent the percent of students who marked each of the ethnic categories.

Questions regarding the information found in this report can be directed to:

**Pride Surveys**

160 Vanderbilt Court  
Bowling Green, KY 42103  
1-800-279-6361  
[www.pridesurveys.com](http://www.pridesurveys.com)

# Grade Chart

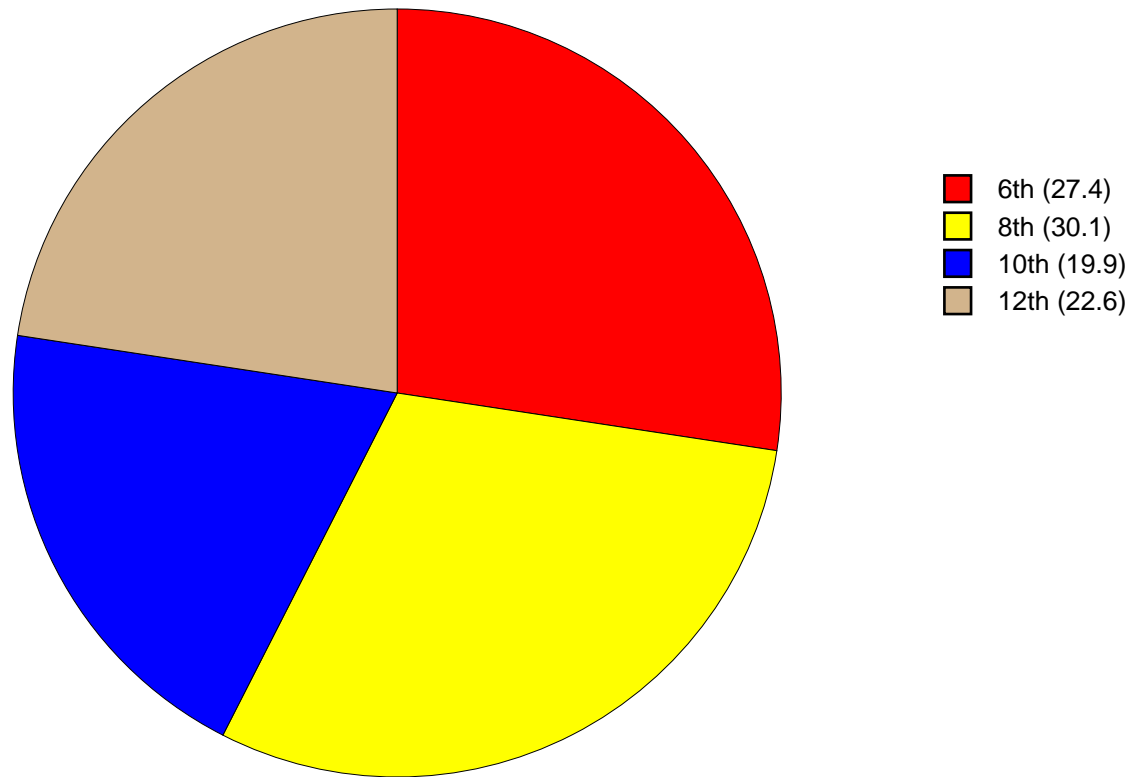


Figure 1: Grade Chart

## Gender Chart

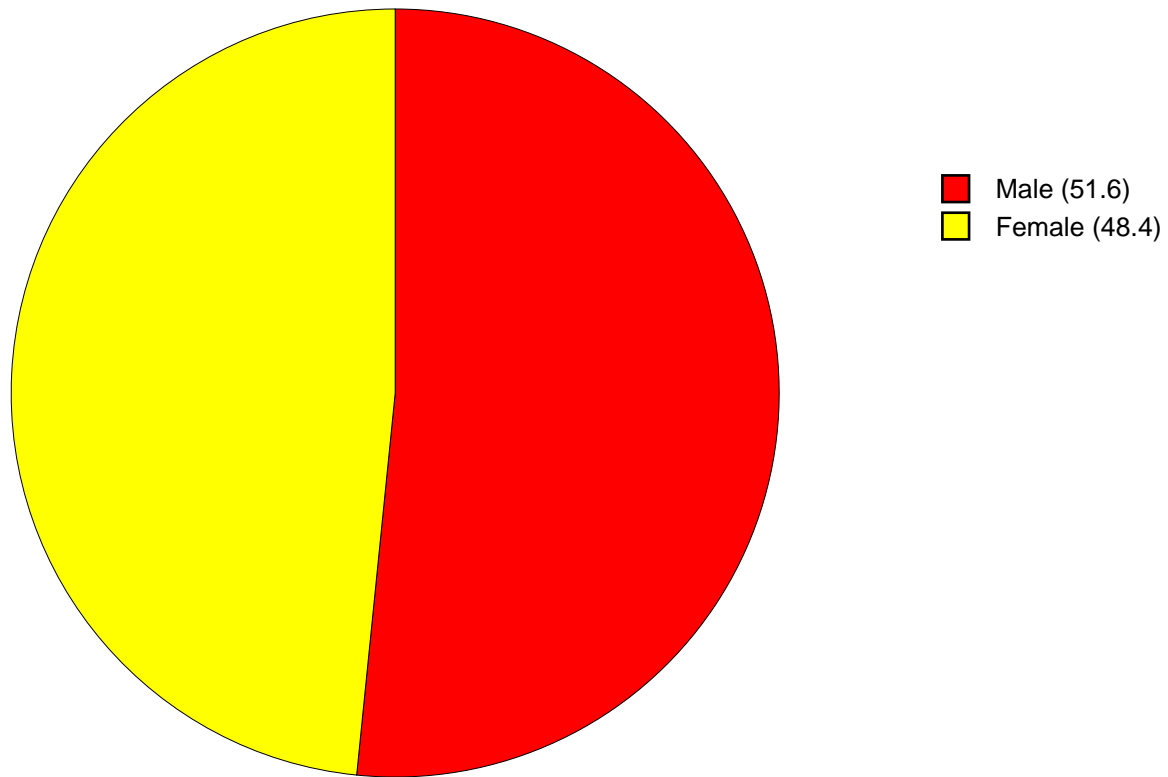


Figure 2: Gender Chart

# Age Chart

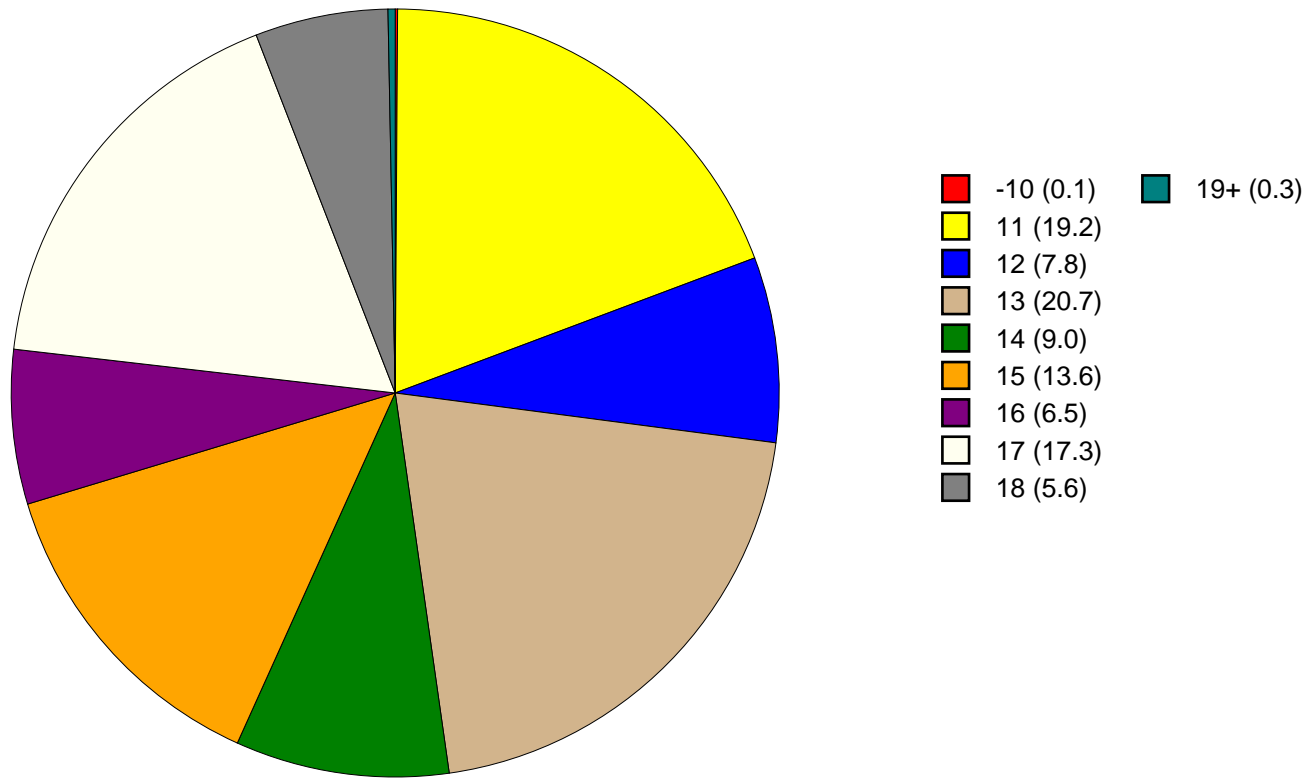


Figure 3: Age Chart

# Ethnic Origin Chart

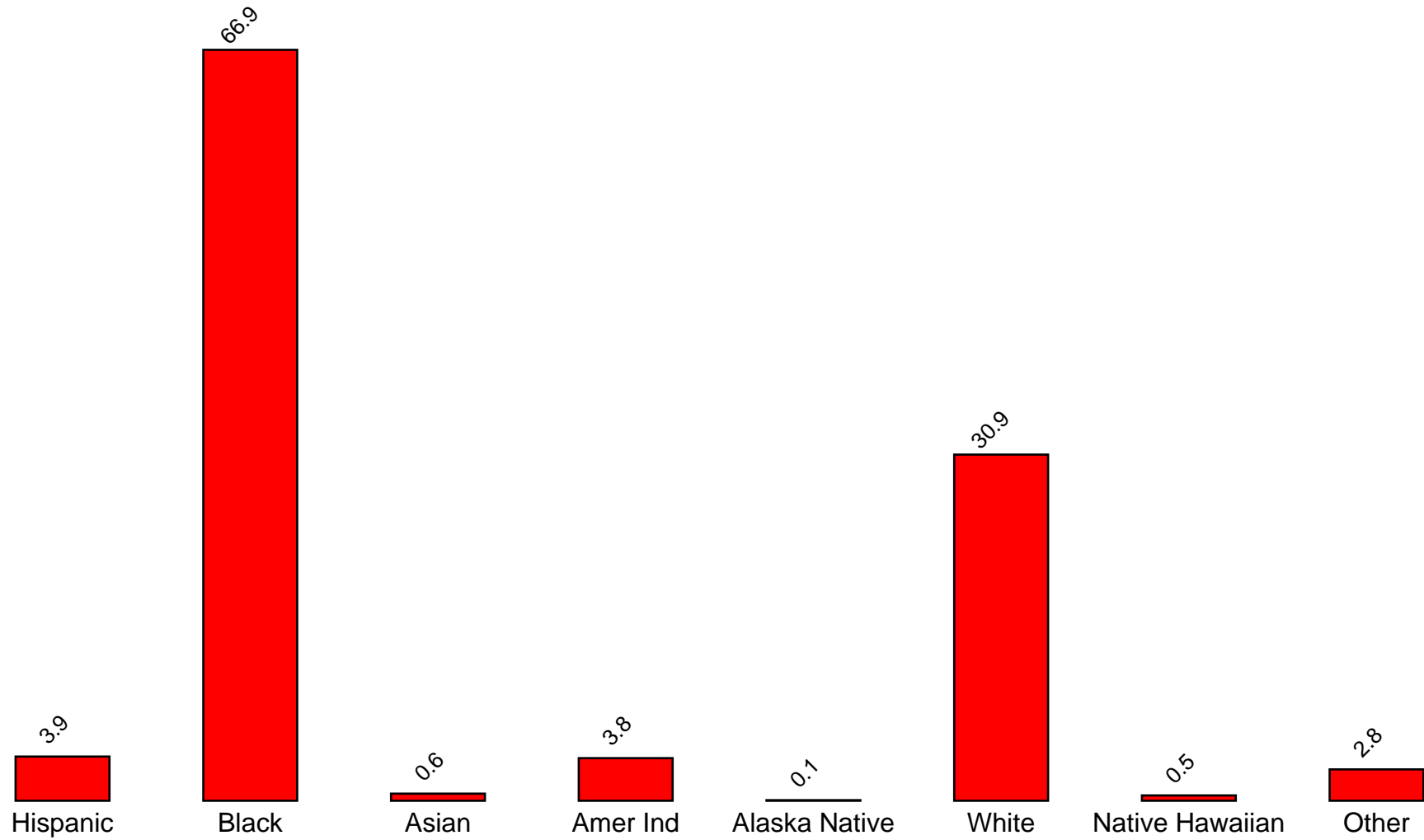


Figure 4: Ethnic Origin Chart



## 2 PERCENTAGE TABLES

The following tables contain frequency distribution detailing how your students responded to each question on the survey. The tables appear in the same order as the questions on the survey. The tables include breakdowns by grade level as well as overall percentages. The *N of Valid* row is a frequency count of the number of valid responses to each question for each grade and overall. The *N of Miss* row is a frequency count of the number of invalid(marked more than one response) or missing (i.e. did not respond) responses to each question for each grade and overall.

For the questions that allowed more than one response (i.e. race, live with, etc.) each response becomes a separate table. If a student did not mark the response, that was counted as a NO response, and if they did mark the response, that was counted as a YES response. Since a non response is a valid response for these questions, the *N of Miss* will always be zero for these questions.

Table 1: Sex



Response	6	8	10	12	Total	
Male	55.6	53.3	48.4	47.2	51.6	
Female	44.4	46.7	51.6	52.8	48.4	
N of Valid	520	569	376	428	1893	
N of Miss	0	2	1	0	3	

Table 2: Age











Response	6	8	10	12	Total	
10 or younger	0.4	0.0	0.0	0.0	0.1	
11	69.8	0.0	0.0	0.0	19.2	
12	28.3	0.0	0.0	0.0	7.8	
13	1.5	67.5	0.0	0.0	20.7	
14	0.0	29.6	0.5	0.0	9.0	
15	0.0	2.5	64.9	0.0	13.6	
16	0.0	0.4	31.6	0.2	6.5	
17	0.0	0.0	2.9	73.8	17.3	
18	0.0	0.0	0.0	24.8	5.6	
19 or older	0.0	0.0	0.0	1.2	0.3	
N of Valid	520	567	376	428	1891	
N of Miss	0	4	1	0	5	

Table 3: Are you Hispanic or Latino?



Response	6	8	10	12	Total	
No	95.1	97.3	95.4	96.2	96.1	
Yes	4.9	2.7	4.6	3.8	3.9	
N of Valid	487	546	369	426	1828	
N of Miss	33	25	8	2	68	

Table 4: What is your race? Black or African American



Response	6	8	10	12	Total	
No	35.8	34.0	27.6	33.4	33.1	
Yes	64.2	66.0	72.4	66.6	66.9	
N of Valid	520	571	377	428	1896	
N of Miss	0	0	0	0	0	

Table 5: What is your race? Asian



Response	6	8	10	12	Total	
No	99.6	99.3	99.2	99.3	99.4	
Yes	0.4	0.7	0.8	0.7	0.6	
N of Valid	520	571	377	428	1896	
N of Miss	0	0	0	0	0	

Table 6: What is your race? American Indian



Response	6	8	10	12	Total	
No	95.0	96.3	97.1	96.7	96.2	
Yes	5.0	3.7	2.9	3.3	3.8	
N of Valid	520	571	377	428	1896	
N of Miss	0	0	0	0	0	

Table 7: What is your race? Alaska Native



Response	6	8	10	12	Total	
No	99.8	100.0	100.0	100.0	99.9	
Yes	0.2	0.0	0.0	0.0	0.1	
N of Valid	520	571	377	428	1896	
N of Miss	0	0	0	0	0	

Table 8: What is your race? White



Response	6	8	10	12	Total	
No	68.7	66.7	74.0	68.7	69.1	
Yes	31.3	33.3	26.0	31.3	30.9	
N of Valid	520	571	377	428	1896	
N of Miss	0	0	0	0	0	

Table 9: What is your race? Native Hawaiian or Other Pacific Islander



Response	6	8	10	12	Total	
No	99.6	99.8	99.5	99.1	99.5	
Yes	0.4	0.2	0.5	0.9	0.5	
N of Valid	520	571	377	428	1896	
N of Miss	0	0	0	0	0	

Table 10: What is your race? Other



Response	6	8	10	12	Total	
No	96.0	97.9	96.8	98.1	97.2	
Yes	4.0	2.1	3.2	1.9	2.8	
N of Valid	520	571	377	428	1896	
N of Miss	0	0	0	0	0	

Table 11: What is the highest level of schooling completed by your mother or father?









Response	6	8	10	12	Total	
Completed grade school or less	6.0	2.7	1.6	1.4	3.1	
Some high school	2.6	2.7	7.5	10.3	5.4	
Completed high school	14.5	16.1	18.6	23.9	17.9	
Some college	9.6	16.1	18.3	20.8	15.8	
Completed college	26.5	25.9	22.1	23.4	24.8	
Graduate or professional school after college	10.2	12.9	13.5	9.6	11.5	
Don't know	27.3	22.4	16.7	9.6	19.7	
Does not apply	3.4	1.3	1.6	1.0	1.8	
N of Valid	502	559	371	418	1850	
N of Miss	18	12	6	10	46	

Table 12: Think of where you live most of the time. Which of the following people live there with you? Mother



Response	6	8	10	12	Total	
No	15.6	17.0	20.2	18.9	17.7	
Yes	84.4	83.0	79.8	81.1	82.3	
N of Valid	520	571	377	428	1896	
N of Miss	0	0	0	0	0	

Table 13: Think of where you live most of the time. Which of the following people live there with you? Stepmother



Response	6	8	10	12	Total	
No	95.0	94.7	95.5	97.4	95.6	
Yes	5.0	5.3	4.5	2.6	4.4	
N of Valid	520	571	377	428	1896	
N of Miss	0	0	0	0	0	

Table 14: Think of where you live most of the time. Which of the following people live there with you? Foster Mother



Response	6	8	10	12	Total	
No	99.0	99.3	99.2	99.8	99.3	
Yes	1.0	0.7	0.8	0.2	0.7	
N of Valid	520	571	377	428	1896	
N of Miss	0	0	0	0	0	

Table 15: Think of where you live most of the time. Which of the following people live there with you? Grandmother



Response	6	8	10	12	Total	
No	81.5	80.9	81.4	85.0	82.1	
Yes	18.5	19.1	18.6	15.0	17.9	
N of Valid	520	571	377	428	1896	
N of Miss	0	0	0	0	0	

Table 16: Think of where you live most of the time. Which of the following people live there with you? Aunt



Response	6	8	10	12	Total	
No	93.3	90.0	92.3	93.0	92.0	
Yes	6.7	10.0	7.7	7.0	8.0	
N of Valid	520	571	377	428	1896	
N of Miss	0	0	0	0	0	

Table 17: Think of where you live most of the time. Which of the following people live there with you? Father



Response	6	8	10	12	Total	
No	53.3	58.3	62.1	66.1	59.4	
Yes	46.7	41.7	37.9	33.9	40.6	
N of Valid	520	571	377	428	1896	
N of Miss	0	0	0	0	0	



Table 18: Think of where you live most of the time. Which of the following people live there with you? Stepfather



Response	6	8	10	12	Total	
No	86.0	82.1	87.5	85.0	84.9	
Yes	14.0	17.9	12.5	15.0	15.1	
N of Valid	520	571	377	428	1896	
N of Miss	0	0	0	0	0	

Table 19: Think of where you live most of the time. Which of the following people live there with you? Foster Father



Response	6	8	10	12	Total	
No	99.2	99.5	99.5	99.8	99.5	
Yes	0.8	0.5	0.5	0.2	0.5	
N of Valid	520	571	377	428	1896	
N of Miss	0	0	0	0	0	

Table 20: Think of where you live most of the time. Which of the following people live there with you? Grandfather



Response	6	8	10	12	Total	
No	92.1	90.7	89.7	94.4	91.7	
Yes	7.9	9.3	10.3	5.6	8.3	
N of Valid	520	571	377	428	1896	
N of Miss	0	0	0	0	0	

Table 21: Think of where you live most of the time. Which of the following people live there with you? Uncle



Response	6	8	10	12	Total	
No	94.4	93.9	94.4	96.7	94.8	
Yes	5.6	6.1	5.6	3.3	5.2	
N of Valid	520	571	377	428	1896	
N of Miss	0	0	0	0	0	

Table 22: Think of where you live most of the time. Which of the following people live there with you? Other Adults



Response	6	8	10	12	Total	
No	97.3	96.5	98.7	98.1	97.5	
Yes	2.7	3.5	1.3	1.9	2.5	
N of Valid	520	571	377	428	1896	
N of Miss	0	0	0	0	0	

Table 23: Think of where you live most of the time. Which of the following people live there with you? Brother(s)



Response	6	8	10	12	Total	
No	56.0	55.2	59.2	59.3	57.1	
Yes	44.0	44.8	40.8	40.7	42.9	
N of Valid	520	571	377	428	1896	
N of Miss	0	0	0	0	0	

Table 24: Think of where you live most of the time. Which of the following people live there with you? Stepbrother(s)



Response	6	8	10	12	Total	
No	96.0	96.3	95.8	96.5	96.1	
Yes	4.0	3.7	4.2	3.5	3.9	
N of Valid	520	571	377	428	1896	
N of Miss	0	0	0	0	0	

Table 25: Think of where you live most of the time. Which of the following people live there with you? Sister(s)



Response	6	8	10	12	Total	
No	54.4	59.5	61.0	65.2	59.7	
Yes	45.6	40.5	39.0	34.8	40.3	
N of Valid	520	571	377	428	1896	
N of Miss	0	0	0	0	0	

Table 26: Think of where you live most of the time. Which of the following people live there with you? Stepsister(s)

Response	6	8	10	12	Total	
No	95.6	96.7	96.6	97.4	96.5	
Yes	4.4	3.3	3.4	2.6	3.5	
N of Valid	520	571	377	428	1896	
N of Miss	0	0	0	0	0	

Table 27: Think of where you live most of the time. Which of the following people live there with you? Other Children

Response	6	8	10	12	Total	
No	95.0	94.4	93.6	90.4	93.5	
Yes	5.0	5.6	6.4	9.6	6.5	
N of Valid	520	571	377	428	1896	
N of Miss	0	0	0	0	0	

Table 28: In my school, students have lots of chances to help decide things like class activities and rules.

Response	6	8	10	12	Total	
NO!	13.0	19.7	17.9	27.5	19.3	
no	32.2	35.3	37.9	37.6	35.5	
yes	40.9	37.5	39.2	28.5	36.7	
YES!	13.8	7.5	5.1	6.5	8.5	
N of Valid	506	558	375	418	1857	
N of Miss	14	13	2	10	39	

Table 29: Teachers ask me to work on special classroom projects.

Response	6	8	10	12	Total	
NO!	9.7	12.9	15.2	14.4	12.8	
no	33.7	37.1	35.4	36.6	35.7	
yes	40.9	40.5	41.8	40.4	40.8	
YES!	15.7	9.5	7.7	8.6	10.6	
N of Valid	504	558	376	418	1856	
N of Miss	16	13	1	10	40	

Table 30: My teacher(s) notices when I am doing a good job and lets me know about it.


Response	6	8	10	12	Total	
NO!	4.7	7.3	9.9	9.9	7.7	
no	9.2	15.2	20.4	20.7	15.8	
yes	43.8	45.2	51.2	49.6	47.0	
YES!	42.3	32.3	18.5	19.8	29.5	
N of Valid	511	558	373	415	1857	
N of Miss	9	13	4	13	39	

Table 31: There are lots of chances for students in my school to get involved in sports, clubs, and other school activities outside of class.


Response	6	8	10	12	Total	
NO!	6.6	4.0	5.1	4.5	5.0	
no	11.9	10.3	7.7	7.9	9.7	
yes	42.2	41.3	43.2	42.1	42.1	
YES!	39.3	44.5	44.0	45.5	43.2	
N of Valid	514	555	375	420	1864	
N of Miss	6	16	2	8	32	

Table 32: There are lots of chances for students in my school to talk with a teacher one-on-one.

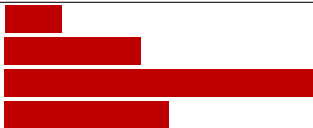
Response	6	8	10	12	Total	
NO!	4.5	6.6	8.2	8.4	6.8	
no	15.5	21.1	19.1	24.2	19.9	
yes	44.2	49.3	54.0	49.3	48.8	
YES!	35.8	22.9	18.6	18.2	24.5	
N of Valid	509	558	376	418	1861	
N of Miss	11	13	1	10	35	

Table 33: I feel safe at my school.





Response	6	8	10	12	Total	
NO!	7.6	10.9	18.4	14.5	12.3	
no	8.2	18.4	25.5	18.8	17.1	
yes	37.4	47.9	46.8	54.9	46.4	
YES!	46.8	22.7	9.3	11.8	24.2	
N of Valid	511	559	376	415	1861	
N of Miss	9	12	1	13	35	

Table 34: The school lets my parents know when I have done something well.





Response	6	8	10	12	Total	
NO!	11.3	19.8	30.8	37.0	23.6	
no	32.8	42.2	40.8	42.3	39.4	
yes	33.2	26.5	22.8	15.9	25.2	
YES!	22.7	11.5	5.6	4.8	11.9	
N of Valid	506	555	373	416	1850	
N of Miss	14	16	4	12	46	

Table 35: My teachers praise me when I work hard in school.





Response	6	8	10	12	Total	
NO!	15.0	17.7	16.4	18.1	16.8	
no	26.8	33.1	41.8	39.1	34.5	
yes	37.0	36.0	35.1	34.3	35.7	
YES!	21.3	13.2	6.7	8.5	13.1	
N of Valid	508	559	373	414	1854	
N of Miss	12	12	4	14	42	

Table 36: Are your school grades better than the grades of most students in your class?

Response	6	8	10	12	Total
NO!	4.9	3.1	4.0	3.9	3.9
no	18.1	25.9	31.2	22.5	24.1
yes	45.5	48.8	49.3	52.4	48.8
YES!	31.5	22.2	15.5	21.3	23.2
N of Valid	508	555	375	414	1852
N of Miss	12	16	2	14	44

Table 37: I have lots of chances to be part of class discussions or activities.

Response	6	8	10	12	Total
NO!	4.1	4.7	3.2	4.6	4.2
no	14.5	18.3	18.9	13.7	16.3
yes	45.2	51.8	59.7	57.1	52.8
YES!	36.2	25.3	18.1	24.7	26.7
N of Valid	511	558	375	417	1861
N of Miss	9	13	2	11	35

Table 38: Now thinking back over the past year in school, how often did you: enjoy being in school?

Response	6	8	10	12	Total
Never	8.4	8.9	9.4	8.4	8.7
Seldom	2.5	8.0	12.9	13.9	8.8
Sometimes	35.6	45.8	48.0	44.7	43.2
Often	22.6	23.5	20.1	25.0	22.9
Almost always	30.9	13.7	9.7	7.9	16.4
N of Valid	514	561	373	416	1864
N of Miss	6	10	4	12	32



Table 39: Now thinking back over the past year in school, how often did you: hate being in school?

Response	6	8	10	12	Total	
Never	27.0	11.3	10.3	5.3	14.0	
Seldom	14.8	21.7	16.8	24.5	19.4	
Sometimes	35.8	40.0	38.6	36.3	37.7	
Often	12.2	14.7	23.0	22.1	17.3	
Almost always	10.2	12.4	11.4	11.8	11.4	
N of Valid	508	558	370	416	1852	
N of Miss	12	13	7	12	44	

Table 40: Now thinking back over the past year in school, how often did you: try to do your best work in school?

Response	6	8	10	12	Total	
Never	0.6	0.4	0.3	0.5	0.4	
Seldom	1.0	0.7	1.9	1.4	1.2	
Sometimes	5.7	8.0	15.9	15.5	10.6	
Often	15.3	26.0	31.3	31.2	25.2	
Almost always	77.4	65.0	50.5	51.4	62.5	
N of Valid	509	551	364	414	1838	
N of Miss	11	20	13	14	58	

Table 41: How often do you feel that the school work you are assigned is meaningful and important?

Response	6	8	10	12	Total	
Never	6.2	4.8	7.0	5.8	5.9	
Seldom	4.5	9.9	16.7	19.6	11.9	
Sometimes	19.6	30.0	33.6	35.0	29.0	
Often	31.1	35.0	27.2	29.0	31.0	
Almost always	38.5	20.3	15.6	10.6	22.2	
N of Valid	514	557	372	414	1857	
N of Miss	6	14	5	14	39	

Table 42: Putting them all together, what were your grades like last year?

Response	6	8	10	12	Total	
Mostly F's	1.4	0.8	0.9	1.7	1.2	
Mostly D's	2.6	1.9	5.3	4.4	3.3	
Mostly C's	9.2	16.5	23.8	28.6	18.6	
Mostly B's	30.3	37.3	44.1	33.7	35.8	
Mostly A's	56.6	43.6	25.9	31.5	41.1	
N of Valid	502	528	340	409	1779	
N of Miss	18	43	37	19	117	

Table 43: How important do you think the things you are learning in school are going to be for your later life?

Response	6	8	10	12	Total	
Very important	70.4	47.4	36.1	24.0	46.3	
Quite important	17.4	26.2	20.3	21.9	21.6	
Fairly important	7.5	16.1	26.5	30.8	19.1	
Slightly important	3.5	8.3	14.2	17.5	10.2	
Not at all important	1.2	1.9	2.9	5.8	2.8	
N of Valid	517	565	374	416	1872	
N of Miss	3	6	3	12	24	

Table 44: How interesting are most of your courses to you?

Response	6	8	10	12	Total	
Very interesting and stimulating	33.9	14.3	13.5	7.9	18.1	
Quite interesting	36.3	32.3	28.0	29.3	31.8	
Fairly interesting	22.8	34.2	38.3	38.6	32.9	
Slightly dull	2.9	12.5	13.7	17.5	11.2	
Very dull	4.1	6.8	6.5	6.7	6.0	
N of Valid	513	561	371	417	1862	
N of Miss	7	10	6	11	34	

Table 45: During the LAST FOUR WEEKS how many whole days of school have you missed because you skipped or 'cut'?


Response	6	8	10	12	Total	
None	77.9	78.6	74.3	70.8	75.8	
1	10.1	6.9	8.6	13.2	9.5	
2	5.4	6.0	4.6	5.5	5.4	
3	2.5	5.4	4.8	3.8	4.2	
04/05/13	2.9	2.1	5.4	2.6	3.1	
06/10/13	1.0	0.5	1.6	2.4	1.3	
11 or more	0.2	0.5	0.8	1.7	0.7	
N of Valid	516	569	373	418	1876	
N of Miss	4	2	4	10	20	

Table 46: What are the chances you would be seen as cool if you: smoked cigarettes?


Response	6	8	10	12	Total	
No or very little chance	90.0	77.4	63.2	59.2	73.9	
Little chance	5.2	9.0	14.2	16.9	10.8	
Some chance	1.8	6.9	12.9	11.8	7.8	
Pretty good chance	1.4	3.4	6.5	7.7	4.5	
Very good chance	1.6	3.3	3.2	4.3	3.0	
N of Valid	502	553	372	414	1841	
N of Miss	18	18	5	14	55	

Table 47: What are the chances you would be seen as cool if you: worked hard at school?

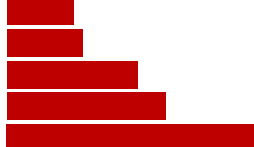
Response	6	8	10	12	Total	
No or very little chance	5.3	7.3	12.9	9.4	8.3	
Little chance	4.1	11.8	9.1	15.1	9.9	
Some chance	12.0	19.5	22.0	24.5	19.0	
Pretty good chance	19.0	23.0	26.3	27.6	23.6	
Very good chance	59.6	38.4	29.6	23.5	39.1	
N of Valid	510	560	372	417	1859	
N of Miss	10	11	5	11	37	

Table 48: What are the chances you would be seen as cool if you: began drinking alcoholic beverages regularly, that is, at least once or twice a month?






Response	6	8	10	12	Total	
No or very little chance	89.3	70.1	51.1	38.5	64.4	
Little chance	4.6	13.0	12.4	15.6	11.2	
Some chance	2.0	9.2	18.6	19.0	11.3	
Pretty good chance	2.4	3.4	12.2	16.6	7.9	
Very good chance	1.8	4.2	5.7	10.3	5.2	
N of Valid	504	552	370	416	1842	
N of Miss	16	19	7	12	54	

Table 49: What are the chances you would be seen as cool if you: defended someone who was being verbally abused at school?






Response	6	8	10	12	Total	
No or very little chance	20.1	15.3	19.8	19.3	18.4	
Little chance	8.1	11.4	13.9	14.5	11.7	
Some chance	17.3	18.8	20.4	25.8	20.3	
Pretty good chance	18.7	25.1	24.5	22.2	22.5	
Very good chance	35.8	29.4	21.5	18.3	27.1	
N of Valid	508	554	368	415	1845	
N of Miss	12	17	9	13	51	

Table 50: What are the chances you would be seen as cool if you: smoked marijuana?






Response	6	8	10	12	Total	
No or very little chance	90.4	69.5	48.0	35.8	63.3	
Little chance	3.2	9.9	6.7	11.3	7.8	
Some chance	1.4	5.4	12.1	17.3	8.4	
Pretty good chance	1.8	7.0	11.3	13.9	8.0	
Very good chance	3.2	8.1	21.8	21.6	12.6	
N of Valid	501	555	371	416	1843	
N of Miss	19	16	6	12	53	

Table 51: What are the chances you would be seen as cool if you: carried a handgun?






Response	6	8	10	12	Total	
No or very little chance	84.9	73.3	67.0	65.7	73.5	
Little chance	5.8	9.7	7.3	12.6	8.8	
Some chance	3.4	7.0	11.4	8.2	7.2	
Pretty good chance	2.2	3.6	6.5	5.6	4.2	
Very good chance	3.8	6.3	7.8	8.0	6.3	
N of Valid	503	554	370	414	1841	
N of Miss	17	17	7	14	55	

Table 52: Think of your four best friends (the friends you feel closest to). In the past year (12 months), how many of your best friends have: participated in clubs, organizations or activities at school?






Response	6	8	10	12	Total	
0	17.3	13.6	15.2	15.2	15.3	
1	12.4	11.3	13.6	12.5	12.3	
2	17.5	15.6	20.7	17.1	17.4	
3	17.3	14.0	13.9	13.4	14.7	
4	35.7	45.6	36.7	41.8	40.2	
N of Valid	510	559	368	409	1846	
N of Miss	10	12	9	19	50	

Table 53: Think of your four best friends (the friends you feel closest to). In the past year (12 months), how many of your best friends have: smoked cigarettes?






Response	6	8	10	12	Total	
0	90.3	79.5	62.3	56.7	74.0	
1	3.7	11.9	14.6	17.4	11.4	
2	2.7	4.1	8.7	10.2	6.0	
3	2.3	1.6	4.6	7.0	3.6	
4	1.0	2.9	9.8	8.7	5.0	
N of Valid	516	561	369	413	1859	
N of Miss	4	10	8	15	37	

Table 54: Think of your four best friends (the friends you feel closest to). In the past year (12 months), how many of your best friends have: tried beer, wine or hard liquor (for example, vodka, whiskey, or gin) when their parents didn't know about it?






Response	6	8	10	12	Total	
0	85.3	68.2	37.6	26.3	57.6	
1	7.4	12.2	13.4	13.6	11.4	
2	3.5	7.9	14.7	12.7	9.1	
3	1.4	4.5	11.2	14.4	7.1	
4	2.5	7.3	23.2	33.1	14.8	
N of Valid	516	559	367	411	1853	
N of Miss	4	12	10	17	43	

Table 55: Think of your four best friends (the friends you feel closest to). In the past year (12 months), how many of your best friends have: made a commitment to stay drug-free?






Response	6	8	10	12	Total	
0	13.6	14.7	30.5	32.1	21.4	
1	3.7	8.1	14.2	21.2	11.0	
2	4.7	9.9	11.4	9.4	8.6	
3	7.2	11.1	12.3	12.1	10.5	
4	70.8	56.3	31.6	25.2	48.6	
N of Valid	513	558	367	405	1843	
N of Miss	7	13	10	23	53	

Table 56: Think of your four best friends (the friends you feel closest to). In the past year (12 months), how many of your best friends have: used marijuana?






Response	6	8	10	12	Total	
0	94.3	75.9	47.0	40.1	67.4	
1	1.9	10.0	13.6	14.9	9.6	
2	0.8	5.7	9.8	12.5	6.6	
3	1.4	3.9	8.7	11.0	5.7	
4	1.6	4.5	20.9	21.5	10.7	
N of Valid	513	561	368	409	1851	
N of Miss	7	10	9	19	45	



Table 57: Think of your four best friends (the friends you feel closest to). In the past year (12 months), how many of your best friends have: used prescription drugs or non-prescription drugs for the purposes of getting high?






Response	6	8	10	12	Total	
0	92.0	84.0	68.5	70.1	80.1	
1	3.9	8.3	10.4	12.2	8.3	
2	1.4	2.5	7.7	6.8	4.2	
3	0.8	2.0	4.4	4.4	2.7	
4	1.9	3.2	9.0	6.6	4.8	
N of Valid	513	557	365	411	1846	
N of Miss	7	14	12	17	50	

Table 58: Think of your four best friends (the friends you feel closest to). In the past year (12 months), how many of your best friends have: used synthetic marijuana (K2, spice) or bath salts?






Response	6	8	10	12	Total	
0	95.5	88.7	74.7	77.6	85.3	
1	2.2	5.0	7.9	9.5	5.8	
2	1.0	1.8	6.2	5.4	3.2	
3	0.8	1.4	4.1	2.7	2.1	
4	0.6	3.0	7.1	4.9	3.6	
N of Valid	511	559	368	410	1848	
N of Miss	9	12	9	18	48	

Table 59: Think of your four best friends (the friends you feel closest to). In the past year (12 months), how many of your best friends have: used LSD, cocaine, amphetamines, or other illegal drugs?






Response	6	8	10	12	Total	
0	96.9	94.6	83.7	87.9	91.5	
1	2.0	2.5	5.7	4.9	3.5	
2	0.6	1.1	4.1	2.7	1.9	
3	0.2	0.5	3.3	1.2	1.1	
4	0.4	1.3	3.3	3.4	1.9	
N of Valid	508	557	367	412	1844	
N of Miss	12	14	10	16	52	

Table 60: Think of your four best friends (the friends you feel closest to). In the past year (12 months), how many of your best friends have: tried to do well in school?






Response	6	8	10	12	Total	
0	3.7	3.4	6.0	2.9	3.9	
1	2.0	3.1	8.2	5.6	4.3	
2	6.5	7.4	13.3	13.1	9.6	
3	13.4	14.1	16.3	15.3	14.6	
4	74.4	72.1	56.2	63.0	67.5	
N of Valid	508	555	368	411	1842	
N of Miss	12	16	9	17	54	

Table 61: Think of your four best friends (the friends you feel closest to). In the past year (12 months), how many of your best friends have: been suspended from school?






Response	6	8	10	12	Total	
0	44.7	40.9	39.2	58.6	45.6	
1	27.0	18.3	20.3	17.5	20.9	
2	9.4	17.1	17.5	8.5	13.1	
3	6.3	9.2	8.5	6.6	7.7	
4	12.6	14.5	14.5	8.8	12.7	
N of Valid	508	557	365	411	1841	
N of Miss	12	14	12	17	55	

Table 62: Think of your four best friends (the friends you feel closest to). In the past year (12 months), how many of your best friends have: liked school?






Response	6	8	10	12	Total	
0	18.8	25.5	31.4	33.5	26.6	
1	7.9	13.1	11.1	9.5	10.5	
2	15.9	16.2	21.7	21.8	18.4	
3	20.7	20.1	14.4	13.2	17.6	
4	36.8	25.1	21.4	22.0	26.9	
N of Valid	517	557	369	409	1852	
N of Miss	3	14	8	19	44	

Table 63: Think of your four best friends (the friends you feel closest to). In the past year (12 months), how many of your best friends have: carried a handgun?






Response	6	8	10	12	Total	
0	89.9	88.3	84.5	87.0	87.7	
1	6.2	4.1	8.4	4.6	5.7	
2	1.6	3.4	4.4	2.9	3.0	
3	1.0	1.6	0.8	2.0	1.3	
4	1.4	2.7	1.9	3.4	2.3	
N of Valid	515	562	367	409	1853	
N of Miss	5	9	10	19	43	

Table 64: Think of your four best friends (the friends you feel closest to). In the past year (12 months), how many of your best friends have: sold illegal drugs?






Response	6	8	10	12	Total	
0	95.9	91.9	80.6	79.8	88.1	
1	2.3	4.0	6.6	10.2	5.4	
2	0.6	1.8	5.5	3.4	2.5	
3	0.8	0.7	4.1	3.6	2.1	
4	0.4	1.6	3.3	2.9	1.9	
N of Valid	511	556	366	411	1844	
N of Miss	9	15	11	17	52	

Table 65: Think of your four best friends (the friends you feel closest to). In the past year (12 months), how many of your best friends have: regularly attended religious services?






Response	6	8	10	12	Total	
0	46.5	30.3	24.3	19.9	31.2	
1	5.9	9.0	13.1	12.5	9.8	
2	8.6	11.5	18.9	18.4	13.7	
3	10.8	15.3	15.8	19.4	15.1	
4	28.2	33.9	27.9	29.7	30.2	
N of Valid	490	557	366	407	1820	
N of Miss	30	14	11	21	76	

Table 66: Think of your four best friends (the friends you feel closest to). In the past year (12 months), how many of your best friends have: stolen or tried to steal a motor vehicle such as a car or motorcycle?

Response	6	8	10	12	Total	
0	93.0	94.1	89.1	93.6	92.7	
1	3.5	3.9	6.6	2.5	4.0	
2	2.1	0.9	1.1	1.7	1.5	
3	0.6	0.2	1.1	0.7	0.6	
4	0.8	0.9	2.2	1.5	1.2	
N of Valid	515	560	366	407	1848	
N of Miss	5	11	11	21	48	

Table 67: Think of your four best friends (the friends you feel closest to). In the past year (12 months), how many of your best friends have: been arrested?

Response	6	8	10	12	Total	
0	82.5	71.4	65.8	79.0	75.0	
1	9.7	14.8	11.7	9.3	11.6	
2	2.9	7.0	11.7	4.9	6.3	
3	2.1	2.5	3.8	2.7	2.7	
4	2.7	4.3	7.1	4.1	4.4	
N of Valid	513	559	368	410	1850	
N of Miss	7	12	9	18	46	

Table 68: Think of your four best friends (the friends you feel closest to). In the past year (12 months), how many of your best friends have: dropped out of school?

Response	6	8	10	12	Total	
0	91.7	95.0	88.9	88.5	91.4	
1	4.5	3.4	6.2	7.6	5.2	
2	2.1	0.4	2.2	2.0	1.6	
3	0.6	0.4	1.9	1.2	0.9	
4	1.2	0.9	0.8	0.7	0.9	
N of Valid	515	561	368	410	1854	
N of Miss	5	10	9	18	42	

Table 69: Think of your four best friends (the friends you feel closest to). In the past year (12 months), how many of your best friends have: been members of a gang?






Response	6	8	10	12	Total	
0	83.7	77.9	77.8	78.0	79.5	
1	6.8	7.8	8.7	7.8	7.7	
2	2.9	5.5	4.3	3.9	4.2	
3	1.9	2.1	3.3	2.7	2.4	
4	4.7	6.6	6.0	7.6	6.1	
N of Valid	514	561	369	410	1854	
N of Miss	6	10	8	18	42	

Table 70: How old were you when you first: smoked marijuana?










Response	6	8	10	12	Total	
Never	98.1	89.2	63.2	52.9	78.5	
10 or younger	0.8	2.0	2.2	2.7	1.8	
11	0.6	0.9	1.9	1.2	1.1	
12	0.2	3.8	4.4	4.4	3.0	
13	0.2	3.4	4.6	6.1	3.4	
14	0.0	0.7	10.1	6.1	3.6	
15	0.0	0.0	11.7	7.8	4.1	
16	0.0	0.0	1.6	9.8	2.5	
17 or older	0.2	0.0	0.3	8.8	2.1	
N of Valid	514	556	367	408	1845	
N of Miss	6	15	10	20	51	

Table 71: How old were you when you first: smoked a cigarette, even just a puff?










Response	6	8	10	12	Total	
Never	92.2	77.1	65.4	57.9	74.7	
10 or younger	4.8	8.4	9.5	8.0	7.5	
11	1.9	4.1	5.7	3.4	3.7	
12	0.8	3.8	4.1	4.4	3.1	
13	0.2	5.0	4.3	6.5	3.9	
14	0.0	1.6	5.4	4.8	2.6	
15	0.0	0.0	5.4	6.3	2.5	
16	0.0	0.0	0.3	3.9	0.9	
17 or older	0.0	0.0	0.0	4.8	1.1	
N of Valid	516	558	370	413	1857	
N of Miss	4	13	7	15	39	

Table 72: How old were you when you first: had more than a sip or two of beer, wine or hard liquor (for example, vodka, whiskey, or gin)?










Response	6	8	10	12	Total	
Never	83.9	63.8	41.9	30.4	57.6	
10 or younger	9.5	10.1	12.7	7.3	9.8	
11	5.6	8.5	2.4	2.9	5.2	
12	0.8	8.5	6.8	5.8	5.4	
13	0.2	7.2	9.2	7.5	5.7	
14	0.0	1.8	11.1	7.5	4.4	
15	0.0	0.0	13.0	9.0	4.6	
16	0.0	0.0	3.0	18.5	4.7	
17 or older	0.0	0.2	0.0	10.9	2.5	
N of Valid	516	555	370	411	1852	
N of Miss	4	16	7	17	44	

Table 73: How old were you when you first: began drinking alcoholic beverages regularly, that is, at least once or twice a month?










Response	6	8	10	12	Total	
Never	97.9	93.9	79.9	68.2	86.6	
10 or younger	0.8	1.1	1.1	1.0	1.0	
11	0.8	0.7	0.8	0.7	0.8	
12	0.4	1.6	1.4	1.5	1.2	
13	0.2	2.0	3.0	2.4	1.8	
14	0.0	0.5	6.2	3.2	2.1	
15	0.0	0.0	6.8	3.4	2.1	
16	0.0	0.0	0.8	8.6	2.0	
17 or older	0.0	0.2	0.0	11.0	2.5	
N of Valid	518	559	369	409	1855	
N of Miss	2	12	8	19	41	

Table 74: How old were you when you first: used Daztrex?


Response	6	8	10	12	Total	
Never	100.0	100.0	100.0	100.0	100.0	
10 or younger	0.0	0.0	0.0	0.0	0.0	
11	0.0	0.0	0.0	0.0	0.0	
12	0.0	0.0	0.0	0.0	0.0	
13	0.0	0.0	0.0	0.0	0.0	
14	0.0	0.0	0.0	0.0	0.0	
15	0.0	0.0	0.0	0.0	0.0	
16	0.0	0.0	0.0	0.0	0.0	
17 or older	0.0	0.0	0.0	0.0	0.0	
N of Valid	506	551	365	411	1833	
N of Miss	14	20	12	17	63	

Table 75: How old were you when you first: got suspended from school?










Response	6	8	10	12	Total	
Never	71.9	65.0	55.4	55.9	63.0	
10 or younger	18.0	12.6	11.0	9.3	13.0	
11	7.8	6.4	5.8	4.9	6.3	
12	2.3	6.6	6.6	7.8	5.7	
13	0.0	7.5	7.4	6.1	5.1	
14	0.0	2.0	7.2	6.3	3.4	
15	0.0	0.0	5.0	5.1	2.1	
16	0.0	0.0	1.7	3.2	1.0	
17 or older	0.0	0.0	0.0	1.5	0.3	
N of Valid	512	548	363	410	1833	
N of Miss	8	23	14	18	63	

Table 76: How old were you when you first: got arrested?










Response	6	8	10	12	Total	
Never	96.3	93.3	86.2	88.2	91.6	
10 or younger	1.8	0.7	1.4	0.0	1.0	
11	1.8	0.5	0.8	0.0	0.8	
12	0.2	1.3	1.4	1.0	0.9	
13	0.0	2.9	2.7	2.5	2.0	
14	0.0	1.3	3.8	1.7	1.5	
15	0.0	0.0	3.5	3.2	1.4	
16	0.0	0.0	0.3	2.0	0.5	
17 or older	0.0	0.0	0.0	1.5	0.3	
N of Valid	512	556	370	407	1845	
N of Miss	8	15	7	21	51	



Table 77: How old were you when you first: carried a handgun?










Response	6	8	10	12	Total	
Never	95.9	92.6	91.6	91.4	93.1	
10 or younger	1.7	2.2	1.4	1.0	1.6	
11	2.1	1.3	1.1	1.2	1.5	
12	0.2	2.0	1.1	1.2	1.1	
13	0.0	1.4	0.5	0.7	0.7	
14	0.0	0.5	2.2	0.5	0.7	
15	0.0	0.0	1.6	0.7	0.5	
16	0.0	0.0	0.5	1.7	0.5	
17 or older	0.0	0.0	0.0	1.5	0.3	
N of Valid	515	557	370	406	1848	
N of Miss	5	14	7	22	48	

Table 78: How old were you when you first: attacked someone with the idea of seriously hurting them?










Response	6	8	10	12	Total	
Never	81.0	75.3	74.7	75.0	76.7	
10 or younger	10.3	7.2	5.2	5.4	7.3	
11	7.0	4.7	1.4	2.0	4.1	
12	1.6	4.2	4.6	2.2	3.1	
13	0.2	6.9	5.7	2.5	3.8	
14	0.0	1.4	3.0	3.4	1.8	
15	0.0	0.4	4.1	3.9	1.8	
16	0.0	0.0	1.4	3.2	1.0	
17 or older	0.0	0.0	0.0	2.5	0.5	
N of Valid	516	554	368	408	1846	
N of Miss	4	17	9	20	50	

Table 79: How old were you when you first: belonged to a gang?










Response	6	8	10	12	Total	
Never	96.5	93.9	94.1	91.4	94.1	
10 or younger	1.7	1.6	1.6	2.4	1.8	
11	0.6	1.1	0.8	1.2	0.9	
12	1.0	1.1	0.5	1.0	0.9	
13	0.2	1.6	1.3	1.5	1.1	
14	0.0	0.7	0.0	1.2	0.5	
15	0.0	0.0	1.1	0.7	0.4	
16	0.0	0.0	0.5	0.2	0.2	
17 or older	0.0	0.0	0.0	0.2	0.1	
N of Valid	516	557	371	409	1853	
N of Miss	4	14	6	19	43	

Table 80: How wrong do you think it is for someone your age to: take a handgun to school?





Response	6	8	10	12	Total	
Very wrong	90.2	85.4	84.2	88.8	87.2	
Wrong	8.5	9.3	10.6	6.3	8.7	
A little bit wrong	0.4	4.3	3.3	2.9	2.7	
Not wrong at all	1.0	1.1	1.9	1.9	1.4	
N of Valid	519	560	368	411	1858	
N of Miss	1	11	9	17	38	

Table 81: How wrong do you think it is for someone your age to: steal anything worth more than \$5?





Response	6	8	10	12	Total	
Very wrong	69.6	63.3	57.6	67.1	64.8	
Wrong	21.9	26.7	31.0	24.9	25.8	
A little bit wrong	7.7	8.1	9.5	6.8	8.0	
Not wrong at all	0.8	2.0	1.9	1.2	1.5	
N of Valid	517	558	368	410	1853	
N of Miss	3	13	9	18	43	

Table 82: How wrong do you think it is for someone your age to: pick a fight with someone?





Response	6	8	10	12	Total	
Very wrong	57.0	49.1	52.5	60.3	54.5	
Wrong	26.8	29.4	27.5	26.5	27.6	
A little bit wrong	13.1	17.0	15.4	11.3	14.3	
Not wrong at all	3.1	4.5	4.7	2.0	3.6	
N of Valid	519	558	364	408	1849	
N of Miss	1	13	13	20	47	

Table 83: How wrong do you think it is for someone your age to: attack someone with the idea of seriously hurting them?





Response	6	8	10	12	Total	
Very wrong	79.5	64.2	63.3	68.1	69.2	
Wrong	11.2	19.9	17.9	17.9	16.6	
A little bit wrong	6.9	11.8	13.0	11.3	10.6	
Not wrong at all	2.3	4.1	5.7	2.7	3.6	
N of Valid	518	558	368	408	1852	
N of Miss	2	13	9	20	44	

Table 84: How wrong do you think it is for someone your age to: stay away from school all day when their parents think they are at school?





Response	6	8	10	12	Total	
Very wrong	83.4	70.1	62.1	58.5	69.7	
Wrong	12.1	20.8	22.6	23.7	19.4	
A little bit wrong	3.1	6.1	11.2	13.7	7.9	
Not wrong at all	1.3	3.0	4.1	4.1	3.0	
N of Valid	519	558	367	410	1854	
N of Miss	1	13	10	18	42	

Table 85: How wrong do you think it is for someone your age to: drink beer, wine or hard liquor (for example, vodka, whiskey, or gin) regularly?





Response	6	8	10	12	Total	
Very wrong	88.0	68.3	47.8	44.6	64.5	
Wrong	8.7	19.3	22.3	21.5	17.4	
A little bit wrong	1.9	10.0	20.7	22.4	12.6	
Not wrong at all	1.4	2.5	9.2	11.5	5.5	
N of Valid	518	561	368	410	1857	
N of Miss	2	10	9	18	39	

Table 86: How wrong do you think it is for someone your age to: smoke cigarettes?





Response	6	8	10	12	Total	
Very wrong	86.9	77.5	62.1	58.1	72.8	
Wrong	9.6	15.9	18.3	16.7	14.8	
A little bit wrong	2.7	3.4	13.1	14.2	7.5	
Not wrong at all	0.8	3.2	6.5	11.0	4.9	
N of Valid	519	561	367	408	1855	
N of Miss	1	10	10	20	41	

Table 87: How wrong do you think it is for someone your age to: smoke marijuana?





Response	6	8	10	12	Total	
Very wrong	90.9	76.2	51.2	48.3	69.2	
Wrong	6.6	11.8	18.9	14.9	12.4	
A little bit wrong	1.3	6.3	17.3	17.8	9.6	
Not wrong at all	1.2	5.7	12.6	19.0	8.7	
N of Valid	519	558	365	410	1852	
N of Miss	1	13	12	18	44	

Table 88: How wrong do you think it is for someone your age to: use prescription drugs or non-prescription drugs for the purpose of getting high?

Response	6	8	10	12	Total	
Very wrong	90.5	84.2	69.9	73.4	80.8	
Wrong	7.3	10.2	16.7	12.2	11.1	
A little bit wrong	1.4	2.9	8.2	8.5	4.8	
Not wrong at all	0.8	2.7	5.2	5.9	3.3	
N of Valid	518	558	366	410	1852	
N of Miss	2	13	11	18	44	

Table 89: How wrong do you think it is for someone your age to: use synthetic marijuana (K2, spice) or bath salts?

Response	6	8	10	12	Total	
Very wrong	93.2	84.7	74.8	84.1	85.0	
Wrong	5.0	9.6	12.6	7.6	8.5	
A little bit wrong	1.0	3.0	7.4	3.4	3.4	
Not wrong at all	0.8	2.7	5.2	4.9	3.1	
N of Valid	518	561	365	409	1853	
N of Miss	2	10	12	19	43	

Table 90: How wrong do you think it is for someone your age to: use LSD, cocaine, amphetamines or another illegal drug?

Response	6	8	10	12	Total	
Very wrong	95.0	90.3	87.1	89.0	90.7	
Wrong	4.0	7.0	7.1	6.1	6.0	
A little bit wrong	0.4	1.6	3.6	2.4	1.8	
Not wrong at all	0.6	1.1	2.2	2.4	1.5	
N of Valid	519	558	365	410	1852	
N of Miss	1	13	12	18	44	

Table 91: At school during the past 12 months, did you receive help from the resource teacher, speech therapist or other special education teacher?



Response	6	8	10	12	Total	
No	81.8	87.4	93.1	92.9	88.1	
Yes	18.2	12.6	6.9	7.1	11.9	
N of Valid	478	492	331	365	1666	
N of Miss	42	79	46	63	230	

Table 92: How many times in the past year (12 months) have you: been suspended from school?








Response	6	8	10	12	Total	
Never	76.8	72.8	72.2	79.5	75.3	
1 to 2 times	15.5	18.8	16.6	14.8	16.6	
3 to 5 times	5.2	5.0	4.9	3.5	4.7	
6 to 9 times	1.2	2.2	4.1	1.0	2.0	
10 to 19 times	0.8	0.5	1.4	1.0	0.9	
20 to 29 times	0.2	0.7	0.5	0.2	0.4	
30 to 39 times	0.0	0.0	0.0	0.0	0.0	
40+ times	0.4	0.0	0.3	0.0	0.2	
N of Valid	517	558	367	405	1847	
N of Miss	3	13	10	23	49	

Table 93: How many times in the past year (12 months) have you: carried a handgun?









Response	6	8	10	12	Total	
Never	95.7	94.5	93.7	93.1	94.4	
1 to 2 times	1.7	2.1	1.6	2.2	2.0	
3 to 5 times	1.2	1.3	1.4	0.5	1.1	
6 to 9 times	0.8	1.1	1.4	1.0	1.0	
10 to 19 times	0.0	0.4	0.3	1.0	0.4	
20 to 29 times	0.2	0.2	0.0	0.5	0.2	
30 to 39 times	0.2	0.2	0.3	0.2	0.2	
40+ times	0.2	0.4	1.4	1.5	0.8	
N of Valid	515	559	366	403	1843	
N of Miss	5	12	11	25	53	

Table 94: How many times in the past year (12 months) have you: sold illegal drugs?









Response	6	8	10	12	Total	
Never	99.2	97.8	93.7	92.3	96.2	
1 to 2 times	0.2	1.3	1.9	3.2	1.5	
3 to 5 times	0.0	0.5	2.2	0.5	0.7	
6 to 9 times	0.4	0.0	0.5	1.2	0.5	
10 to 19 times	0.0	0.2	0.3	0.2	0.2	
20 to 29 times	0.0	0.0	0.0	0.2	0.1	
30 to 39 times	0.0	0.0	0.3	0.2	0.1	
40+ times	0.2	0.2	1.1	2.0	0.8	
N of Valid	517	551	366	404	1838	
N of Miss	3	20	11	24	58	

Table 95: How many times in the past year (12 months) have you: stolen or tried to steal a motor vehicle such as a car or motorcycle?






Response	6	8	10	12	Total	
Never	98.6	98.0	97.3	98.3	98.1	
1 to 2 times	1.0	1.4	1.6	1.2	1.3	
3 to 5 times	0.2	0.2	0.8	0.2	0.3	
6 to 9 times	0.2	0.4	0.0	0.2	0.2	
10 to 19 times	0.0	0.0	0.3	0.0	0.1	
20 to 29 times	0.0	0.0	0.0	0.0	0.0	
30 to 39 times	0.0	0.0	0.0	0.0	0.0	
40+ times	0.0	0.0	0.0	0.0	0.0	
N of Valid	517	558	364	404	1843	
N of Miss	3	13	13	24	53	

Table 96: How many times in the past year (12 months) have you: participated in clubs, organizations or activities at school?









Response	6	8	10	12	Total	
Never	29.8	28.9	32.5	23.2	28.6	
1 to 2 times	27.3	24.1	19.0	18.8	22.8	
3 to 5 times	18.4	18.7	15.2	13.6	16.8	
6 to 9 times	8.1	7.5	9.6	8.4	8.3	
10 to 19 times	5.6	7.2	6.1	11.4	7.4	
20 to 29 times	1.9	1.8	3.6	4.7	2.8	
30 to 39 times	0.8	0.9	1.7	2.7	1.4	
40+ times	7.9	11.0	12.4	17.3	11.8	
N of Valid	516	557	363	405	1841	
N of Miss	4	14	14	23	55	

Table 97: How many times in the past year (12 months) have you: been arrested?









Response	6	8	10	12	Total	
Never	96.3	93.9	89.8	93.0	93.6	
1 to 2 times	2.9	3.6	8.0	5.0	4.6	
3 to 5 times	0.4	1.8	1.6	1.2	1.3	
6 to 9 times	0.4	0.2	0.3	0.0	0.2	
10 to 19 times	0.0	0.2	0.3	0.2	0.2	
20 to 29 times	0.0	0.2	0.0	0.0	0.1	
30 to 39 times	0.0	0.0	0.0	0.2	0.1	
40+ times	0.0	0.2	0.0	0.2	0.1	
N of Valid	513	557	364	401	1835	
N of Miss	7	14	13	27	61	



Table 98: How many times in the past year (12 months) have you: attacked someone with the idea of seriously hurting them?


Response	6	8	10	12	Total	
Never	84.0	80.7	81.6	83.2	82.3	
1 to 2 times	11.0	11.6	11.5	10.6	11.2	
3 to 5 times	2.1	3.6	3.8	3.5	3.2	
6 to 9 times	1.3	1.8	1.9	1.2	1.6	
10 to 19 times	0.8	0.5	0.0	0.0	0.4	
20 to 29 times	0.2	0.0	0.5	0.5	0.3	
30 to 39 times	0.0	0.4	0.0	0.7	0.3	
40+ times	0.6	1.4	0.5	0.2	0.8	
N of Valid	519	559	365	404	1847	
N of Miss	1	12	12	24	49	

Table 99: How many times in the past year (12 months) have you: been drunk or high at school?


Response	6	8	10	12	Total	
Never	98.7	93.4	82.9	79.6	89.8	
1 to 2 times	0.8	3.6	7.2	7.4	4.3	
3 to 5 times	0.2	1.1	3.0	3.7	1.8	
6 to 9 times	0.4	1.1	2.5	2.0	1.4	
10 to 19 times	0.0	0.2	1.4	1.2	0.6	
20 to 29 times	0.0	0.0	0.3	2.5	0.6	
30 to 39 times	0.0	0.0	0.8	0.2	0.2	
40+ times	0.0	0.7	1.9	3.4	1.4	
N of Valid	519	557	363	407	1846	
N of Miss	1	14	14	21	50	

Table 100: How many times in the past year (12 months) have you: taken a handgun to school?








Response	6	8	10	12	Total	
Never	99.8	99.3	98.6	98.3	99.1	
1 to 2 times	0.2	0.4	0.8	0.5	0.4	
3 to 5 times	0.0	0.4	0.3	0.0	0.2	
6 to 9 times	0.0	0.0	0.3	0.2	0.1	
10 to 19 times	0.0	0.0	0.0	0.5	0.1	
20 to 29 times	0.0	0.0	0.0	0.0	0.0	
30 to 39 times	0.0	0.0	0.0	0.2	0.1	
40+ times	0.0	0.0	0.0	0.2	0.1	
N of Valid	518	555	365	404	1842	
N of Miss	2	16	12	24	54	

Table 101: Are you currently on probation, or assigned a probation officer with Juvenile Court?



Response	6	8	10	12	Total	
No	96.7	95.0	93.7	94.1	95.1	
Yes	3.3	5.0	6.3	5.9	4.9	
N of Valid	488	484	333	373	1678	
N of Miss	32	87	44	55	218	

Table 102: Have you ever belonged to a gang?






Response	6	8	10	12	Total	
No	93.4	89.5	89.8	88.7	90.5	
No, but would like to	0.8	1.8	3.0	1.0	1.6	
Yes, in the past	3.7	4.2	3.9	4.4	4.0	
Yes, belong now	1.7	4.2	2.2	5.2	3.3	
Yes, but would like to get out	0.4	0.4	1.1	0.7	0.6	
N of Valid	517	553	362	407	1839	
N of Miss	3	18	15	21	57	

Table 103: If you have ever belonged to a gang, did that gang have a name?

Response	6	8	10	12	Total
No	7.4	7.7	17.5	8.5	9.7
Yes	6.3	8.6	6.9	10.2	8.0
I have never belonged to a gang	86.3	83.7	75.6	81.3	82.3
N of Valid	511	546	360	402	1819
N of Miss	9	25	17	26	77

Table 104: You are at a party at someone's house, and one of your friends offers you a drink containing alcohol. What would you say or do?

Response	6	8	10	12	Total
Drink it	2.5	17.2	28.1	38.5	19.9
Tell your friend, 'No thanks, I don't drink' and suggest that you and your friend go and do something else	40.0	37.9	30.3	24.0	33.9
Just say, 'No thanks' and walk away	40.8	30.8	31.1	33.5	34.3
Make up a good excuse, tell your friend you had something else to do, and leave	16.7	14.1	10.5	4.0	11.9
N of Valid	515	546	363	400	1824
N of Miss	5	25	14	28	72

Table 105: How often do you attend religious services or activities?

Response	6	8	10	12	Total
Never	33.2	15.2	13.5	8.2	18.4
Rarely	20.0	19.3	24.6	25.5	21.9
1-2 Times a Month	9.4	12.1	13.8	14.4	12.2
About Once a Week or More	37.3	53.4	48.1	52.0	47.5
N of Valid	509	545	362	404	1820
N of Miss	11	26	15	24	76

Table 106: I think sometimes it's okay to cheat at school.





Response	6	8	10	12	Total	
NO!	66.0	33.2	19.3	13.8	35.4	
no	26.1	37.7	28.5	33.6	31.7	
yes	6.4	23.6	40.6	40.5	25.8	
YES!	1.5	5.4	11.6	12.1	7.0	
N of Valid	517	551	362	405	1835	
N of Miss	3	20	15	23	61	

Table 107: It is important to think before you act.





Response	6	8	10	12	Total	
NO!	2.1	2.6	3.3	1.0	2.2	
no	2.9	3.5	3.9	0.7	2.8	
yes	26.1	29.9	29.6	27.0	28.1	
YES!	68.9	64.1	63.3	71.3	66.8	
N of Valid	514	548	362	407	1831	
N of Miss	6	23	15	21	65	

Table 108: Sometimes I think that life is not worth it.





Response	6	8	10	12	Total	
NO!	56.4	53.0	45.0	51.0	51.9	
no	20.0	22.0	19.2	24.1	21.4	
yes	12.4	15.9	23.9	18.2	17.0	
YES!	11.2	9.1	11.9	6.7	9.7	
N of Valid	509	541	360	402	1812	
N of Miss	11	30	17	26	84	

Table 109: At times I think I am no good at all.

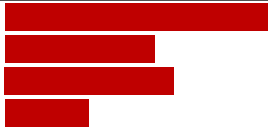
Response	6	8	10	12	Total	
NO!	46.8	40.2	36.1	40.0	41.2	
no	20.0	21.7	23.1	24.8	22.2	
yes	22.6	24.6	29.2	26.6	25.4	
YES!	10.6	13.5	11.7	8.7	11.3	
N of Valid	509	540	360	403	1812	
N of Miss	11	31	17	25	84	

Table 110: All in all, I am inclined to think that I am a failure.


Response	6	8	10	12	Total	
NO!	63.5	56.6	49.9	57.6	57.4	
no	23.6	26.1	30.5	30.3	27.2	
yes	9.8	11.6	13.4	7.7	10.6	
YES!	3.1	5.7	6.2	4.5	4.8	
N of Valid	509	541	357	403	1810	
N of Miss	11	30	20	25	86	

Table 111: In the past year, have you felt depressed or sad MOST days, even if you felt okay sometimes?


Response	6	8	10	12	Total	
NO!	29.6	29.2	23.9	27.6	27.9	
no	21.8	22.7	19.2	21.1	21.4	
yes	31.1	24.5	31.4	31.6	29.3	
YES!	17.5	23.6	25.6	19.7	21.4	
N of Valid	514	542	360	402	1818	
N of Miss	6	29	17	26	78	

Table 112: It is all right to beat up people if they start the fight.

Response	6	8	10	12	Total	
NO!	44.0	24.6	21.5	21.9	28.9	
no	15.7	20.1	18.2	16.2	17.6	
yes	18.6	22.5	25.7	21.4	21.8	
YES!	21.7	32.8	34.6	40.5	31.7	
N of Valid	516	537	358	402	1813	
N of Miss	4	34	19	26	83	

Table 113: I think it is okay to take something without asking if you can get away with it.

Response	6	8	10	12	Total	
NO!	80.9	66.3	60.4	62.9	68.5	
no	15.9	25.1	35.7	29.4	25.5	
yes	2.5	7.1	3.1	4.2	4.4	
YES!	0.8	1.5	0.8	3.5	1.6	
N of Valid	517	537	359	402	1815	
N of Miss	3	34	18	26	81	

Table 114: Where do you get the most information about living a drug and alcohol free life? Parents/guardians

Response	6	8	10	12	Total	
All the time	56.8	58.3	52.7	44.9	53.8	
Most	16.3	21.7	24.4	24.2	21.3	
Some	11.8	12.1	12.9	17.0	13.2	
Very little	15.1	7.9	10.1	14.0	11.7	
N of Valid	509	530	357	401	1797	
N of Miss	11	41	20	27	99	

Table 115: Where do you get the most information about living a drug and alcohol free life? Friends





Response	6	8	10	12	Total	
All the time	17.7	18.0	15.6	8.7	15.4	
Most	20.1	18.8	17.0	18.5	18.7	
Some	23.7	29.9	28.9	29.7	27.9	
Very little	38.6	33.2	38.5	43.1	38.0	
N of Valid	498	521	353	390	1762	
N of Miss	22	50	24	38	134	

Table 116: Where do you get the most information about living a drug and alcohol free life? Family members





Response	6	8	10	12	Total	
All the time	48.6	45.7	37.3	27.7	40.9	
Most	19.2	25.9	21.5	25.9	23.1	
Some	13.7	15.8	28.8	26.6	20.2	
Very little	18.5	12.6	12.4	19.8	15.8	
N of Valid	504	525	354	394	1777	
N of Miss	16	46	23	34	119	

Table 117: Where do you get the most information about living a drug and alcohol free life? School





Response	6	8	10	12	Total	
All the time	57.1	52.8	35.0	29.6	45.3	
Most	19.3	25.6	24.0	23.3	23.0	
Some	8.2	13.3	24.9	28.4	17.5	
Very little	15.5	8.3	16.1	18.7	14.2	
N of Valid	503	528	354	395	1780	
N of Miss	17	43	23	33	116	

Table 118: Where do you get the most information about living a drug and alcohol free life? Internet





Response	6	8	10	12	Total	
All the time	18.3	16.0	18.1	9.0	15.5	
Most	12.1	12.9	13.0	11.3	12.4	
Some	20.2	24.7	23.8	30.0	24.4	
Very little	49.4	46.3	45.0	49.7	47.7	
N of Valid	496	518	353	390	1757	
N of Miss	24	53	24	38	139	

Table 119: Where do you get the most information about living a drug and alcohol free life? TV





Response	6	8	10	12	Total	
All the time	18.9	17.6	21.1	13.9	17.8	
Most	17.5	14.1	16.8	14.4	15.7	
Some	25.9	30.6	26.5	35.1	29.5	
Very little	37.8	37.7	35.6	36.6	37.0	
N of Valid	498	523	351	396	1768	
N of Miss	22	48	26	32	128	

Table 120: Where do you get the most information about living a drug and alcohol free life? Social media





Response	6	8	10	12	Total	
All the time	18.4	16.7	17.9	7.9	15.4	
Most	13.2	13.8	15.3	10.7	13.2	
Some	18.2	24.1	22.4	29.4	23.3	
Very little	50.2	45.4	44.3	52.0	48.0	
N of Valid	494	515	352	394	1755	
N of Miss	26	56	25	34	141	



Table 121: How much do you think people risk harming themselves (physically or in other ways) if they: smoked one or more packs of cigarettes per day?

Response	6	8	10	12	Total	
No risk	27.0	17.0	17.8	8.2	18.1	
Slight risk	8.1	7.9	10.6	5.6	8.0	
Moderate risk	14.8	17.4	14.4	22.2	17.1	
Great risk	50.2	57.7	57.2	64.0	56.9	
N of Valid	508	530	348	392	1778	
N of Miss	12	41	29	36	118	

Table 122: How much do you think people risk harming themselves (physically or in other ways) if they: try marijuana once or twice?

Response	6	8	10	12	Total	
No risk	30.5	22.7	37.0	39.7	31.5	
Slight risk	16.7	24.6	30.9	28.2	24.4	
Moderate risk	21.1	22.3	15.0	13.5	18.6	
Great risk	31.7	30.3	17.1	18.6	25.5	
N of Valid	508	528	346	393	1775	
N of Miss	12	43	31	35	121	

Table 123: How much do you think people risk harming themselves (physically or in other ways) if they: smoke marijuana once or twice a week?

Response	6	8	10	12	Total	
No risk	29.4	21.0	25.7	27.0	25.6	
Slight risk	10.9	12.8	26.8	23.2	17.3	
Moderate risk	18.7	22.7	21.0	25.0	21.7	
Great risk	41.1	43.6	26.5	24.7	35.4	
N of Valid	504	525	343	392	1764	
N of Miss	16	46	34	36	132	

Table 124: How much do you think people risk harming themselves (physically or in other ways) if they: take one or two drinks of an alcoholic beverage (beer, wine, liquor) nearly every day?





Response	6	8	10	12	Total	
No risk	28.7	18.3	21.1	12.0	20.4	
Slight risk	12.8	18.3	16.7	16.3	15.9	
Moderate risk	20.2	23.4	27.2	31.8	25.1	
Great risk	38.3	40.1	35.1	39.9	38.6	
N of Valid	509	526	342	393	1770	
N of Miss	11	45	35	35	126	

Table 125: How much do you think people risk harming themselves (physically or in other ways) if they: have five or more drinks of an alcoholic beverage once or twice each weekend?





Response	6	8	10	12	Total	
No risk	29.4	16.3	19.2	10.2	19.3	
Slight risk	9.5	12.9	12.8	12.8	11.9	
Moderate risk	15.8	20.9	24.4	26.3	21.3	
Great risk	45.4	49.8	43.6	50.8	47.5	
N of Valid	507	526	344	392	1769	
N of Miss	13	45	33	36	127	

Table 126: How much do you think people risk harming themselves (physically or in other ways) if they: use prescription drugs that are not prescribed to them?





Response	6	8	10	12	Total	
No risk	28.8	17.2	18.0	8.7	18.8	
Slight risk	6.1	5.3	9.0	9.3	7.1	
Moderate risk	13.1	15.5	19.2	17.7	16.0	
Great risk	52.1	62.0	53.8	64.3	58.0	
N of Valid	511	524	344	389	1768	
N of Miss	9	47	33	39	128	

Table 127: How much do you think people risk harming themselves (physically or in other ways) if they: use non-prescription drugs to get high?





Response	6	8	10	12	Total	
No risk	28.7	18.7	17.8	9.2	19.3	
Slight risk	6.1	5.7	9.3	5.4	6.5	
Moderate risk	12.4	12.6	17.5	18.5	14.8	
Great risk	52.8	63.0	55.4	66.9	59.4	
N of Valid	508	524	343	390	1765	
N of Miss	12	47	34	38	131	

Table 128: Have you ever used smokeless tobacco (chew, snuff, plug, dipping tobacco, or chewing tobacco)?






Response	6	8	10	12	Total	
Never	93.8	90.9	88.2	85.2	90.0	
Once or Twice	3.9	4.7	6.6	7.1	5.4	
Once in a while but not regularly	1.0	2.3	2.0	1.5	1.7	
Regularly in the past	0.6	0.8	1.1	2.8	1.2	
Regularly now	0.8	1.3	2.0	3.3	1.7	
N of Valid	513	530	348	393	1784	
N of Miss	7	41	29	35	112	

Table 129: How often have you taken smokeless tobacco during the past 30 days?







Response	6	8	10	12	Total	
Not at all	98.1	96.0	93.7	93.9	95.7	
Once or twice	1.0	2.1	3.4	2.0	2.0	
Once or twice per week	0.4	0.8	0.9	0.8	0.7	
Three to five times per week	0.0	0.6	0.6	0.3	0.3	
About once a day	0.4	0.4	0.3	0.0	0.3	
More than once a day	0.2	0.2	1.1	3.1	1.0	
N of Valid	513	528	348	391	1780	
N of Miss	7	43	29	37	116	

Table 130: Have you ever smoked cigarettes?






Response	6	8	10	12	Total	
Never	91.2	78.9	67.2	61.0	76.2	
Once or Twice	5.7	16.0	17.8	18.4	13.9	
Once in a while but not regularly	1.4	2.1	7.8	8.7	4.4	
Regularly in the past	1.4	1.9	3.2	3.8	2.4	
Regularly now	0.4	1.1	4.0	8.2	3.0	
N of Valid	513	525	348	392	1778	
N of Miss	7	46	29	36	118	

Table 131: How frequently have you smoked cigarettes during the past 30 days?








Response	6	8	10	12	Total	
Not at all	97.4	95.8	88.8	83.4	92.2	
Less than one cigarette per day	1.8	2.5	4.6	6.4	3.5	
One to five cigarettes per day	0.6	1.1	4.6	7.2	3.0	
About one-half pack per day	0.0	0.4	1.7	1.8	0.8	
About one pack per day	0.2	0.2	0.0	0.8	0.3	
About one and one-half packs per day	0.0	0.0	0.3	0.0	0.1	
Two packs or more per day	0.0	0.0	0.0	0.5	0.1	
N of Valid	509	526	349	391	1775	
N of Miss	11	45	28	37	121	

Table 132: Which statement best describes rules about smoking inside your home?






Response	6	8	10	12	Total	
Smoking is not allowed anywhere inside your home	72.3	64.2	69.5	71.5	69.2	
Smoking is allowed in some places and at some times	6.1	8.8	7.2	7.2	7.4	
Smoking is allowed anywhere inside the home	2.2	1.9	3.4	3.3	2.6	
There are no rules about smoking inside the home	3.6	5.8	6.0	7.7	5.6	
I don't know	15.8	19.2	13.8	10.3	15.2	
N of Valid	506	520	348	389	1763	
N of Miss	14	51	29	39	133	

Table 133: Which statement best describes rules about smoking in your family cars?







Response	6	8	10	12	Total	
Smoking is never allowed in any car	67.1	59.2	61.1	64.2	62.9	
Smoking is allowed sometimes or in some cars	12.8	12.3	12.4	13.4	12.7	
Smoking is allowed in any car anytime	1.8	1.9	4.6	3.4	2.7	
There are no rules about smoking in the car	2.6	8.3	7.2	8.8	6.5	
We do not have a family car	1.2	1.0	0.9	1.5	1.1	
I don't know	14.6	17.3	13.8	8.8	14.0	
N of Valid	507	520	347	388	1762	
N of Miss	13	51	30	40	134	

Table 134: During this school year, were you taught in any of your classes about the dangers of tobacco use?






Response	6	8	10	12	Total	
Strongly agree	55.1	37.3	20.7	14.9	34.3	
Agree	22.8	30.7	25.2	19.4	24.8	
Disagree	3.8	8.6	14.7	17.8	10.4	
Strongly disagree	4.6	7.0	20.7	30.9	14.2	
I don't know	13.8	16.5	18.6	17.0	16.2	
N of Valid	501	502	333	376	1712	
N of Miss	19	69	44	52	184	

Table 135: During the past 12 months, have you participated in any community activities to discourage people your age from using cigarettes, chewing tobacco, snuff, dip or cigars?






Response	6	8	10	12	Total	
Strongly agree	30.8	19.6	14.5	7.8	19.3	
Agree	17.5	15.5	13.0	14.2	15.3	
Disagree	10.9	17.5	20.2	25.5	17.9	
Strongly disagree	17.5	22.4	27.7	38.2	25.5	
I don't know	23.2	25.0	24.7	14.2	22.1	
N of Valid	496	496	332	372	1696	
N of Miss	24	75	45	56	200	

Table 136: Think back over the last two weeks. How many times have you had five or more alcoholic drinks in a row?







Response	6	8	10	12	Total	
None	97.6	95.5	85.2	79.2	90.5	
Once	1.2	2.4	6.8	10.0	4.6	
Twice	0.6	1.4	3.9	5.0	2.4	
3-5 times	0.0	0.8	2.4	4.2	1.6	
6-9 times	0.0	0.0	0.9	0.8	0.3	
10 or more times	0.6	0.0	0.9	0.8	0.5	
N of Valid	507	510	337	380	1734	
N of Miss	13	61	40	48	162	

Table 137: During the past 30 days, how many times did you ride in a car or other vehicle driven by someone who had been drinking alcohol or using drugs to get high?






Response	6	8	10	12	Total	
0 times	83.8	82.3	75.4	72.3	79.2	
1 time	8.1	7.4	7.2	7.6	7.6	
2 or 3 times	4.6	4.0	7.2	9.9	6.1	
4 or 5 times	1.0	1.2	2.1	2.9	1.7	
6 or more times	2.6	5.2	8.1	7.3	5.5	
N of Valid	505	503	333	382	1723	
N of Miss	15	68	44	46	173	

Table 138: During the past 30 days, how many times did you drive a car or other vehicle when you had been drinking alcohol or using drugs to get high?







Response	6	8	10	12	Total	
I did not drive a car in the past 30 days	39.5	55.8	40.4	22.3	40.5	
0 times	58.3	41.0	52.3	64.3	53.4	
1 time	0.6	1.2	2.7	6.0	2.4	
2 or 3 times	0.6	0.6	1.8	2.9	1.4	
4 or 5 times	0.6	0.6	1.8	1.0	0.9	
6 or more times	0.4	0.8	0.9	3.4	1.3	
N of Valid	489	493	329	381	1692	
N of Miss	31	78	48	47	204	

Table 139: If you drank alcohol (not just a sip or taste) in the past year, how did you usually get it?













Response	6	8	10	12	Total	
I did not drink alcohol in the past year	89.1	82.2	61.9	48.9	73.1	
I bought it myself with a fake ID	0.0	0.0	0.3	0.5	0.2	
I bought it myself without a fake ID	0.0	0.0	0.9	3.8	1.0	
I got it from someone I know age 21 or older	1.2	3.6	12.2	20.5	8.2	
I got it from someone I know under age 21	1.0	1.2	4.9	11.1	4.0	
I got it from my brother or sister	0.8	1.2	1.2	2.4	1.3	
I got it from home with my parents' permission	1.6	2.6	2.7	1.9	2.2	
I got it from home without my parents' permission	1.0	1.8	1.8	1.4	1.5	
I got it from another relative	0.0	2.6	4.9	1.9	2.1	
A stranger bought it for me	0.4	0.2	0.3	1.4	0.5	
I took it from a store or shop	0.0	0.0	0.0	0.3	0.1	
Other	5.0	4.6	8.8	5.9	5.8	
N of Valid	505	501	328	370	1704	
N of Miss	15	70	49	58	192	

Table 140: If you drank alcohol (not just a sip or taste) in the past year, where did you usually drink it?











Response	6	8	10	12	Total	
I did not drink alcohol in the past year	93.6	83.9	66.8	48.6	75.8	
at my home	2.4	6.9	8.1	7.9	6.0	
at someone else's home	2.0	6.2	15.8	27.3	11.4	
at an open area like a park, beach, field, back road, woods, or a street corner	1.0	1.4	4.0	4.6	2.5	
at a sporting event or concert	0.2	0.2	0.3	1.1	0.4	
at a restaurant, bar, or a nightclub	0.6	0.6	0.9	1.1	0.8	
at an empty building or a construction site	0.0	0.0	0.0	0.3	0.1	
at a hotel/motel	0.0	0.6	0.9	4.4	1.3	
in a car	0.2	0.2	1.9	4.1	1.4	
at school	0.0	0.0	1.2	0.5	0.4	
N of Valid	498	496	322	366	1682	
N of Miss	22	75	55	62	214	

Table 141: How do you feel about someone your age having one or two drinks of an alcoholic beverage nearly every day?





Response	6	8	10	12	Total	
Neither approve nor disapprove	24.9	31.3	35.6	29.4	29.8	
Somewhat disapprove	4.2	10.4	17.4	21.0	12.3	
Strongly disapprove	48.3	41.6	30.2	35.5	40.0	
Don't know or can't say	22.7	16.7	16.8	14.1	17.9	
N of Valid	503	498	334	377	1712	
N of Miss	17	73	43	51	184	

Table 142: On how many occasions have you had alcoholic beverages (beer, wine or hard liquor) to drink in your lifetime - more than just a few sips?








Response	6	8	10	12	Total	
0	91.9	75.8	60.3	39.0	69.5	
01/02/13	4.8	11.6	13.1	16.3	10.9	
03/05/13	1.6	5.9	9.0	13.9	7.0	
06/09/13	0.6	2.6	6.0	9.4	4.1	
10/19/13	0.8	2.4	4.2	6.1	3.1	
20-39	0.2	1.0	2.7	5.3	2.0	
40	0.2	0.8	4.8	9.9	3.4	
N of Valid	504	508	335	374	1721	
N of Miss	16	63	42	54	175	

Table 143: On how many occasions have you drunk one of more drinks of an alcoholic beverage during the past 30 days?








Response	6	8	10	12	Total	
0	98.2	93.7	84.2	69.2	87.8	
01/02/13	1.4	4.3	9.3	16.6	7.1	
03/05/13	0.2	1.6	3.6	7.5	2.9	
06/09/13	0.0	0.2	1.8	3.5	1.2	
10/19/13	0.2	0.2	0.9	1.6	0.6	
20-39	0.0	0.0	0.0	0.8	0.2	
40	0.0	0.0	0.3	0.8	0.2	
N of Valid	501	508	335	373	1717	
N of Miss	19	63	42	55	179	



Table 144: On how many occasions have you used marijuana (grass, pot) or hashish (hash, hash oil) in your lifetime?








Response	6	8	10	12	Total	
0	97.8	93.4	73.3	58.4	83.2	
01/02/13	1.0	2.4	9.1	9.4	4.8	
03/05/13	0.8	1.0	1.8	5.9	2.2	
06/09/13	0.2	0.6	3.3	4.3	1.8	
10/19/13	0.0	0.6	3.6	4.6	1.9	
20-39	0.0	0.6	2.1	3.2	1.3	
40	0.2	1.4	6.7	14.2	4.9	
N of Valid	502	502	330	373	1707	
N of Miss	18	69	47	55	189	

Table 145: On how many occasions have you used marijuana (grass, pot) or hashish (hash, hash oil) during the past 30 days?








Response	6	8	10	12	Total	
0	99.2	95.8	85.3	76.8	90.6	
01/02/13	0.4	1.8	4.8	8.0	3.3	
03/05/13	0.2	0.6	2.1	3.5	1.4	
06/09/13	0.0	0.6	1.5	1.3	0.8	
10/19/13	0.0	0.4	3.0	3.5	1.5	
20-39	0.0	0.4	1.2	2.1	0.8	
40	0.2	0.4	2.1	4.8	1.6	
N of Valid	502	502	333	375	1712	
N of Miss	18	69	44	53	184	

Table 146: On how many occasions have you used LSD or other psychedelics in your lifetime?







Response	6	8	10	12	Total	
0	100.0	99.8	98.5	97.9	99.2	
01/02/13	0.0	0.2	0.9	1.3	0.5	
03/05/13	0.0	0.0	0.3	0.3	0.1	
06/09/13	0.0	0.0	0.3	0.0	0.1	
10/19/13	0.0	0.0	0.0	0.3	0.1	
20-39	0.0	0.0	0.0	0.0	0.0	
40	0.0	0.0	0.0	0.3	0.1	
N of Valid	502	504	332	374	1712	
N of Miss	18	67	45	54	184	

Table 147: On how many occasions have you used LSD or other psychedelics during the past 30 days?





Response	6	8	10	12	Total	
0	100.0	99.8	99.4	98.9	99.6	
01/02/13	0.0	0.0	0.6	0.8	0.3	
03/05/13	0.0	0.0	0.0	0.0	0.0	
06/09/13	0.0	0.2	0.0	0.0	0.1	
10/19/13	0.0	0.0	0.0	0.0	0.0	
20-39	0.0	0.0	0.0	0.3	0.1	
40	0.0	0.0	0.0	0.0	0.0	
N of Valid	503	504	332	373	1712	
N of Miss	17	67	45	55	184	

Table 148: On how many occasions have you used cocaine or crack in your lifetime?







Response	6	8	10	12	Total	
0	99.4	99.6	98.5	98.1	99.0	
01/02/13	0.4	0.4	1.2	0.8	0.6	
03/05/13	0.0	0.0	0.0	0.0	0.0	
06/09/13	0.2	0.0	0.3	0.0	0.1	
10/19/13	0.0	0.0	0.0	0.5	0.1	
20-39	0.0	0.0	0.0	0.3	0.1	
40	0.0	0.0	0.0	0.3	0.1	
N of Valid	503	505	332	374	1714	
N of Miss	17	66	45	54	182	

Table 149: On how many occasions have you used cocaine or crack during the past 30 days?




Response	6	8	10	12	Total	
0	99.6	99.6	99.4	98.9	99.4	
01/02/13	0.4	0.2	0.6	0.5	0.4	
03/05/13	0.0	0.0	0.0	0.0	0.0	
06/09/13	0.0	0.0	0.0	0.0	0.0	
10/19/13	0.0	0.0	0.0	0.0	0.0	
20-39	0.0	0.0	0.0	0.0	0.0	
40	0.0	0.2	0.0	0.5	0.2	
N of Valid	500	502	333	372	1707	
N of Miss	20	69	44	56	189	

Table 150: On how many occasions have you sniffed glue, breathed the contents of an aerosol spray can, or inhaled other gases or sprays, in order to get high in your lifetime?


Response	6	8	10	12	Total	
0	97.0	92.1	94.6	94.3	94.5	
01/02/13	2.0	4.6	3.0	1.9	2.9	
03/05/13	0.4	2.2	0.6	1.6	1.2	
06/09/13	0.4	0.2	0.9	0.5	0.5	
10/19/13	0.0	0.6	0.6	0.5	0.4	
20-39	0.0	0.0	0.0	0.5	0.1	
40	0.2	0.4	0.3	0.5	0.4	
N of Valid	500	504	331	371	1706	
N of Miss	20	67	46	57	190	

Table 151: On how many occasions have you sniffed glue, breathed the contents of an aerosol spray can, or inhaled other gases or sprays, in order to get high during the past 30 days?


Response	6	8	10	12	Total	
0	98.0	97.4	98.2	98.4	97.9	
01/02/13	1.2	1.4	0.9	0.8	1.1	
03/05/13	0.8	0.8	0.3	0.3	0.6	
06/09/13	0.0	0.0	0.0	0.3	0.1	
10/19/13	0.0	0.4	0.3	0.3	0.2	
20-39	0.0	0.0	0.0	0.0	0.0	
40	0.0	0.0	0.3	0.0	0.1	
N of Valid	498	504	331	371	1704	
N of Miss	22	67	46	57	192	

Table 152: On how many occasions have you used Daztrex in your lifetime?


Response	6	8	10	12	Total	
0	100.0	100.0	100.0	100.0	100.0	
01/02/13	0.0	0.0	0.0	0.0	0.0	
03/05/13	0.0	0.0	0.0	0.0	0.0	
06/09/13	0.0	0.0	0.0	0.0	0.0	
10/19/13	0.0	0.0	0.0	0.0	0.0	
20-39	0.0	0.0	0.0	0.0	0.0	
40	0.0	0.0	0.0	0.0	0.0	
N of Valid	499	499	332	372	1702	
N of Miss	21	72	45	56	194	

Table 153: On how many occasions have you used Daztrex during the past 30 days?


Response	6	8	10	12	Total	
0	100.0	100.0	100.0	100.0	100.0	
01/02/13	0.0	0.0	0.0	0.0	0.0	
03/05/13	0.0	0.0	0.0	0.0	0.0	
06/09/13	0.0	0.0	0.0	0.0	0.0	
10/19/13	0.0	0.0	0.0	0.0	0.0	
20-39	0.0	0.0	0.0	0.0	0.0	
40	0.0	0.0	0.0	0.0	0.0	
N of Valid	499	497	332	369	1697	
N of Miss	21	74	45	59	199	

Table 154: On how many occasions have you used synthetic marijuana in your lifetime?








Response	6	8	10	12	Total	
0	98.6	97.2	91.3	90.9	95.1	
01/02/13	1.2	1.4	4.8	5.9	3.0	
03/05/13	0.2	0.6	2.1	1.6	1.0	
06/09/13	0.0	0.2	0.9	0.5	0.4	
10/19/13	0.0	0.2	0.3	0.8	0.3	
20-39	0.0	0.0	0.6	0.0	0.1	
40	0.0	0.4	0.0	0.3	0.2	
N of Valid	499	498	332	373	1702	
N of Miss	21	73	45	55	194	

Table 155: On how many occasions have you used synthetic marijuana during the past 30 days?


Response	6	8	10	12	Total	
0	99.6	98.4	95.2	97.6	97.9	
01/02/13	0.4	0.6	3.0	1.3	1.2	
03/05/13	0.0	0.2	0.6	0.5	0.3	
06/09/13	0.0	0.2	1.2	0.3	0.4	
10/19/13	0.0	0.2	0.0	0.0	0.1	
20-39	0.0	0.0	0.0	0.0	0.0	
40	0.0	0.4	0.0	0.3	0.2	
N of Valid	498	498	333	372	1701	
N of Miss	22	73	44	56	195	

Table 156: On how many occasions have you used methamphetamines (meth, speed, crank, crystal meth) in your lifetime?


Response	6	8	10	12	Total	
0	99.8	99.6	99.4	98.1	99.3	
01/02/13	0.0	0.4	0.3	0.5	0.3	
03/05/13	0.2	0.0	0.0	0.5	0.2	
06/09/13	0.0	0.0	0.3	0.3	0.1	
10/19/13	0.0	0.0	0.0	0.0	0.0	
20-39	0.0	0.0	0.0	0.0	0.0	
40	0.0	0.0	0.0	0.5	0.1	
N of Valid	497	499	332	371	1699	
N of Miss	23	72	45	57	197	

Table 157: On how many occasions have you used methamphetamines (meth, speed, crank, crystal meth) in the past 30 days?


Response	6	8	10	12	Total	
0	100.0	99.6	99.4	99.5	99.6	
01/02/13	0.0	0.4	0.6	0.3	0.3	
03/05/13	0.0	0.0	0.0	0.0	0.0	
06/09/13	0.0	0.0	0.0	0.0	0.0	
10/19/13	0.0	0.0	0.0	0.0	0.0	
20-39	0.0	0.0	0.0	0.3	0.1	
40	0.0	0.0	0.0	0.0	0.0	
N of Valid	497	497	330	371	1695	
N of Miss	23	74	47	57	201	

Table 158: On how many occasions have you used other chemical products (bath salts, plant food, etc.) in your lifetime?


Response	6	8	10	12	Total	
0	99.8	99.2	99.1	99.5	99.4	
01/02/13	0.0	0.2	0.6	0.0	0.2	
03/05/13	0.0	0.6	0.0	0.0	0.2	
06/09/13	0.0	0.0	0.0	0.0	0.0	
10/19/13	0.0	0.0	0.0	0.0	0.0	
20-39	0.0	0.0	0.3	0.3	0.1	
40	0.2	0.0	0.0	0.3	0.1	
N of Valid	496	499	333	373	1701	
N of Miss	24	72	44	55	195	

Table 159: On how many occasions have you used other chemical products (bath salts, plant food, etc.) during the past 30 days?


Response	6	8	10	12	Total	
0	99.6	99.8	99.7	99.7	99.7	
01/02/13	0.2	0.0	0.0	0.0	0.1	
03/05/13	0.0	0.2	0.3	0.3	0.2	
06/09/13	0.2	0.0	0.0	0.0	0.1	
10/19/13	0.0	0.0	0.0	0.0	0.0	
20-39	0.0	0.0	0.0	0.0	0.0	
40	0.0	0.0	0.0	0.0	0.0	
N of Valid	495	498	330	371	1694	
N of Miss	25	73	47	57	202	

Table 160: On how many occasions have you used heroin or other opiates in your lifetime?


Response	6	8	10	12	Total	
0	99.6	99.8	99.7	99.2	99.6	
01/02/13	0.4	0.0	0.0	0.0	0.1	
03/05/13	0.0	0.2	0.3	0.3	0.2	
06/09/13	0.0	0.0	0.0	0.0	0.0	
10/19/13	0.0	0.0	0.0	0.0	0.0	
20-39	0.0	0.0	0.0	0.0	0.0	
40	0.0	0.0	0.0	0.5	0.1	
N of Valid	495	498	328	372	1693	
N of Miss	25	73	49	56	203	

Table 161: On how many occasions have you used heroin or other opiates during the past 30 days?

Response	6	8	10	12	Total	
0	100.0	99.8	100.0	99.5	99.8	
01/02/13	0.0	0.2	0.0	0.3	0.1	
03/05/13	0.0	0.0	0.0	0.3	0.1	
06/09/13	0.0	0.0	0.0	0.0	0.0	
10/19/13	0.0	0.0	0.0	0.0	0.0	
20-39	0.0	0.0	0.0	0.0	0.0	
40	0.0	0.0	0.0	0.0	0.0	
N of Valid	495	496	329	371	1691	
N of Miss	25	75	48	57	205	

Table 162: On how many occasions have you used MDMA ('X', 'E', or ecstasy) in your lifetime?

Response	6	8	10	12	Total	
0	99.8	99.4	98.8	97.3	98.9	
01/02/13	0.0	0.2	0.9	1.1	0.5	
03/05/13	0.0	0.2	0.0	1.3	0.4	
06/09/13	0.2	0.0	0.3	0.3	0.2	
10/19/13	0.0	0.2	0.0	0.0	0.1	
20-39	0.0	0.0	0.0	0.0	0.0	
40	0.0	0.0	0.0	0.0	0.0	
N of Valid	494	495	329	372	1690	
N of Miss	26	76	48	56	206	

Table 163: On how many occasions have you used MDMA ('X', 'E', or ecstasy) during the past 30 days?

Response	6	8	10	12	Total	
0	100.0	99.6	99.4	99.2	99.6	
01/02/13	0.0	0.2	0.0	0.8	0.2	
03/05/13	0.0	0.2	0.3	0.0	0.1	
06/09/13	0.0	0.0	0.0	0.0	0.0	
10/19/13	0.0	0.0	0.0	0.0	0.0	
20-39	0.0	0.0	0.3	0.0	0.1	
40	0.0	0.0	0.0	0.0	0.0	
N of Valid	494	494	331	369	1688	
N of Miss	26	77	46	59	208	

Table 164: On how many occasions have you taken prescription drugs (such as Valium, Xanax, Ritalin, Adderall, OxyContin, Darvocet, or sleeping pills) not prescribed to you in your lifetime?


Response	6	8	10	12	Total	
0	98.0	96.8	91.8	88.6	94.4	
01/02/13	0.8	1.2	2.4	3.3	1.8	
03/05/13	0.0	0.4	1.2	2.2	0.8	
06/09/13	0.6	0.6	0.9	1.6	0.9	
10/19/13	0.0	0.6	1.2	0.8	0.6	
20-39	0.2	0.2	0.9	0.8	0.5	
40	0.4	0.2	1.5	2.7	1.1	
N of Valid	496	496	330	368	1690	
N of Miss	24	75	47	60	206	

Table 165: On how many occasions have you taken prescription drugs (such as Valium, Xanax, Ritalin, Adderall, OxyContin, Darvocet, or sleeping pills) not prescribed to you during the past 30 days?


Response	6	8	10	12	Total	
0	98.8	98.2	94.8	93.8	96.8	
01/02/13	0.6	0.8	1.2	3.0	1.3	
03/05/13	0.4	0.6	0.6	1.6	0.8	
06/09/13	0.0	0.2	1.5	0.5	0.5	
10/19/13	0.0	0.0	0.9	0.5	0.3	
20-39	0.0	0.0	0.6	0.0	0.1	
40	0.2	0.2	0.3	0.5	0.3	
N of Valid	496	495	330	372	1693	
N of Miss	24	76	47	56	203	



Table 166: On how many occasions have you taken non-prescription medicines such as diet pills (for example, Dietac, Dexatrim or Prolamine), stay-awake pills (for example No-Doz, Vivarin, or Wake), or cough or cold medicines (robos, DXM, etc.) to get high in your lifetime?








Response	6	8	10	12	Total	
0	99.6	98.4	94.2	94.6	97.1	
01/02/13	0.2	0.6	1.5	1.9	0.9	
03/05/13	0.2	0.2	0.9	1.1	0.5	
06/09/13	0.0	0.2	1.5	0.8	0.5	
10/19/13	0.0	0.0	0.9	0.5	0.3	
20-39	0.0	0.0	0.6	0.3	0.2	
40	0.0	0.6	0.3	0.8	0.4	
N of Valid	494	496	330	372	1692	
N of Miss	26	75	47	56	204	

Table 167: On how many occasions have you taken non-prescription medicines such as diet pills (for example, Dietac, Dexatrim or Prolamine), stay-awake pills (for example No-Doz, Vivarin, or Wake), or cough or cold medicines (robos, DXM, etc.) to get high during the past 30 days?






Response	6	8	10	12	Total	
0	99.8	98.8	96.6	96.5	98.2	
01/02/13	0.0	0.6	1.8	1.9	0.9	
03/05/13	0.2	0.2	0.6	1.1	0.5	
06/09/13	0.0	0.0	0.6	0.0	0.1	
10/19/13	0.0	0.0	0.0	0.0	0.0	
20-39	0.0	0.0	0.0	0.0	0.0	
40	0.0	0.4	0.3	0.5	0.3	
N of Valid	497	496	327	370	1690	
N of Miss	23	75	50	58	206	

Table 168: On how many occasions have you been drunk or very high from drinking alcoholic beverages during the past 30 days?








Response	6	8	10	12	Total	
0	99.0	96.2	90.0	78.3	91.9	
01/02/13	0.8	2.2	4.5	9.8	3.9	
03/05/13	0.0	1.0	2.1	6.0	2.0	
06/09/13	0.2	0.4	1.8	2.7	1.1	
10/19/13	0.0	0.2	0.6	1.4	0.5	
20-39	0.0	0.0	0.0	0.5	0.1	
40	0.0	0.0	0.9	1.4	0.5	
N of Valid	496	496	330	368	1690	
N of Miss	24	75	47	60	206	

Table 169: On how many occasions have you drunk flavored alcoholic beverages, sometimes called 'alcopops' (like Mike's Hard Lemonade, Smirnoff Ice, Bacardi Breezers, etc.) in your lifetime?








Response	6	8	10	12	Total	
0	94.3	85.6	77.6	58.9	80.7	
01/02/13	2.8	6.6	7.9	12.6	7.1	
03/05/13	1.6	3.4	5.5	8.3	4.4	
06/09/13	1.0	2.2	2.4	7.8	3.1	
10/19/13	0.2	1.2	3.6	5.6	2.4	
20-39	0.0	0.4	0.6	3.0	0.9	
40	0.0	0.6	2.4	3.8	1.5	
N of Valid	495	499	330	372	1696	
N of Miss	25	72	47	56	200	

Table 170: On how many occasions have you drunk flavored alcoholic beverages, sometimes called 'alcopops' (like Mike's Hard Lemonade, Smirnoff Ice, Bacardi Breezers, etc.) during the past 30 days?








Response	6	8	10	12	Total	
0	98.4	95.2	88.7	82.6	92.1	
01/02/13	1.2	2.8	5.8	9.4	4.4	
03/05/13	0.4	1.0	2.7	5.1	2.1	
06/09/13	0.0	0.8	1.5	1.6	0.9	
10/19/13	0.0	0.0	0.3	0.5	0.2	
20-39	0.0	0.2	0.3	0.0	0.1	
40	0.0	0.0	0.6	0.8	0.3	
N of Valid	497	498	328	373	1696	
N of Miss	23	73	49	55	200	

Table 171: If you used prescription drugs or over the counter drugs without a doctor telling you to use it or for the purpose of getting high, where did you get these drugs?












Response	6	8	10	12	Total	
I did not use prescription drugs or over the counter drugs to get high.	99.6	96.4	88.7	87.2	93.8	
I bought it or took it from a store or shop.	0.2	0.4	0.3	1.7	0.6	
I got it from my parents with permission.	0.0	0.6	0.9	1.7	0.7	
I got it from home without permission.	0.2	0.2	2.5	0.3	0.7	
I got it from a relative with permission.	0.0	0.8	0.3	0.8	0.5	
I got it from a relative without permission.	0.0	0.0	0.6	0.3	0.2	
I got it from a friends home with permission.	0.0	0.2	0.3	0.8	0.3	
I got it from a friends home without permission.	0.0	0.0	0.0	0.3	0.1	
I got it from a friend while at school.	0.0	0.0	1.6	1.1	0.5	
I got it from a friend while at a party.	0.0	0.0	0.3	0.3	0.1	
I got it from a friend, elsewhere	0.0	1.3	4.4	5.6	2.4	
N of Valid	482	477	319	359	1637	
N of Miss	38	94	58	69	259	

Table 172: During the last month, about how many marijuana cigarettes, or the equivalent, did you smoke a day, on the average?








Response	6	8	10	12	Total	
None	97.3	94.6	81.8	81.2	90.0	
Less than 1 a day	1.7	1.4	7.1	6.4	3.7	
1 a day	0.4	0.6	3.1	1.9	1.3	
2-3 a day	0.4	1.9	3.4	4.4	2.3	
4-6 a day	0.2	0.4	3.1	2.2	1.3	
7-10 a day	0.0	0.0	0.6	1.9	0.5	
11 or more a day	0.0	1.0	0.9	1.9	0.9	
N of Valid	483	484	324	361	1652	
N of Miss	37	87	53	67	244	

Table 173: How wrong do your friends feel it would be for YOU to: drink alcohol?





Response	6	8	10	12	Total	
Very wrong	85.0	65.2	49.4	41.9	62.8	
Wrong	9.1	15.3	17.5	22.9	15.6	
A little bit wrong	4.2	12.0	17.5	15.9	11.7	
Not wrong at all	1.7	7.5	15.6	19.3	10.0	
N of Valid	481	483	326	358	1648	
N of Miss	39	88	51	70	248	

Table 174: How wrong do your friends feel it would be for YOU to: smoke tobacco?





Response	6	8	10	12	Total	
Very wrong	86.0	73.0	59.0	50.8	69.2	
Wrong	8.8	14.6	16.0	19.0	14.1	
A little bit wrong	3.8	6.9	10.5	10.6	7.5	
Not wrong at all	1.5	5.6	14.5	19.6	9.2	
N of Valid	479	481	324	358	1642	
N of Miss	41	90	53	70	254	

Table 175: How wrong do your friends feel it would be for YOU to: smoke marijuana?





Response	6	8	10	12	Total	
Very wrong	88.5	71.5	48.9	34.2	63.8	
Wrong	7.5	11.9	11.7	16.9	11.7	
A little bit wrong	2.3	7.1	12.9	18.1	9.2	
Not wrong at all	1.7	9.6	26.5	30.8	15.3	
N of Valid	479	481	325	360	1645	
N of Miss	41	90	52	68	251	

Table 176: How wrong do your friends feel it would be for YOU to: use prescription drugs not prescribed to you





Response	6	8	10	12	Total	
Very wrong	88.8	78.8	65.5	60.6	75.1	
Wrong	7.7	11.9	13.7	20.9	13.0	
A little bit wrong	1.9	5.0	9.6	8.7	5.8	
Not wrong at all	1.7	4.4	11.2	9.8	6.1	
N of Valid	480	481	322	358	1641	
N of Miss	40	90	55	70	255	

Table 177: How wrong would most adults (over 21) in your neighborhood think it is for kids your age: to use marijuana?





Response	6	8	10	12	Total	
Very wrong	91.2	76.2	65.3	51.8	73.1	
Wrong	5.6	12.8	13.9	21.6	12.9	
A little bit wrong	1.9	6.3	12.4	16.3	8.4	
Not wrong at all	1.3	4.8	8.4	10.2	5.7	
N of Valid	479	478	323	361	1641	
N of Miss	41	93	54	67	255	

Table 178: How wrong would most adults (over 21) in your neighborhood think it is for kids your age: to drink alcohol?





Response	6	8	10	12	Total	
Very wrong	87.3	69.8	62.7	47.9	68.7	
Wrong	7.1	16.1	13.4	21.7	14.1	
A little bit wrong	3.3	8.7	16.1	20.1	11.1	
Not wrong at all	2.3	5.5	7.8	10.3	6.1	
N of Valid	481	473	322	359	1635	
N of Miss	39	98	55	69	261	

Table 179: How wrong would most adults (over 21) in your neighborhood think it is for kids your age: to smoke cigarettes?





Response	6	8	10	12	Total	
Very wrong	86.0	73.3	63.9	51.9	70.5	
Wrong	8.8	15.0	15.6	20.0	14.4	
A little bit wrong	2.9	6.4	12.1	15.0	8.4	
Not wrong at all	2.3	5.3	8.4	13.1	6.7	
N of Valid	480	472	321	360	1633	
N of Miss	40	99	56	68	263	

Table 180: How much do each of the following statements describe your neighborhood? crime and/or drug selling





Response	6	8	10	12	Total	
NO!	73.6	62.4	58.5	54.7	63.2	
no	15.2	21.4	22.3	21.9	19.9	
yes	6.5	10.6	13.2	15.3	11.0	
YES!	4.6	5.7	6.0	8.1	6.0	
N of Valid	474	473	318	360	1625	
N of Miss	46	98	59	68	271	

Table 181: How much do each of the following statements describe your neighborhood? fights





Response	6	8	10	12	Total	
NO!	53.6	54.4	52.5	51.8	53.2	
no	21.3	17.6	21.4	24.5	20.9	
yes	14.1	20.3	17.3	15.0	16.8	
YES!	11.0	7.6	8.8	8.6	9.1	
N of Valid	474	472	318	359	1623	
N of Miss	46	99	59	69	273	

Table 182: How much do each of the following statements describe your neighborhood? lots of empty or abandoned buildings





Response	6	8	10	12	Total	
NO!	67.5	62.7	56.9	59.8	62.3	
no	18.0	24.4	28.0	26.0	23.6	
yes	10.0	8.1	9.1	9.5	9.1	
YES!	4.5	4.9	6.0	4.7	4.9	
N of Valid	471	472	318	358	1619	
N of Miss	49	99	59	70	277	

Table 183: How much do each of the following statements describe your neighborhood? lots of graffiti





Response	6	8	10	12	Total	
NO!	75.5	71.9	68.4	66.8	71.1	
no	20.5	20.2	24.7	27.3	22.8	
yes	2.4	4.7	4.4	3.7	3.8	
YES!	1.5	3.2	2.5	2.3	2.4	
N of Valid	458	470	316	355	1599	
N of Miss	62	101	61	73	297	

Table 184: I feel safe in my neighborhood.

Response	6	8	10	12	Total	
NO!	11.8	12.5	12.8	8.5	11.5	
no	7.1	11.5	15.0	11.0	10.8	
yes	25.6	29.7	27.7	37.7	29.9	
YES!	55.5	46.3	44.5	42.8	47.8	
N of Valid	465	471	321	355	1612	
N of Miss	55	100	56	73	284	

Table 185: If a kid smoked marijuana in your neighborhood would he or she be caught by the police?

Response	6	8	10	12	Total	
NO!	13.5	20.4	26.7	26.5	21.0	
no	14.1	31.7	38.4	47.3	31.3	
yes	25.9	23.2	20.3	16.2	21.9	
YES!	46.5	24.7	14.6	10.0	25.8	
N of Valid	467	461	315	351	1594	
N of Miss	53	110	62	77	302	

Table 186: If a kid drank some beer, wine or hard liquor (for example, vodka, whiskey, or gin) in your neighborhood would he or she be caught by the police?

Response	6	8	10	12	Total	
NO!	14.1	22.9	27.0	28.5	22.4	
no	16.9	35.6	46.3	52.4	36.0	
yes	27.2	22.1	16.2	12.3	20.2	
YES!	41.8	19.4	10.5	6.8	21.4	
N of Valid	467	458	315	351	1591	
N of Miss	53	113	62	77	305	



Table 187: If a kid carried a handgun in your neighborhood would he or she be caught by the police?





Response	6	8	10	12	Total	
NO!	11.4	16.9	25.1	21.7	18.0	
no	13.4	25.9	31.1	35.1	25.3	
yes	23.5	24.3	24.4	25.4	24.4	
YES!	51.6	32.9	19.4	17.7	32.3	
N of Valid	463	456	315	350	1584	
N of Miss	57	115	62	78	312	

Table 188: If you wanted to get some cigarettes, how easy would it be for you to get some?





Response	6	8	10	12	Total	
Very hard	80.3	56.8	43.9	20.7	53.1	
Sort of hard	7.9	14.0	13.2	8.9	11.0	
Sort of easy	3.9	14.3	18.7	21.0	13.6	
Very easy	7.9	14.9	24.2	49.3	22.3	
N of Valid	457	456	310	347	1570	
N of Miss	63	115	67	81	326	

Table 189: If you wanted to get some beer, wine or hard liquor (for example, vodka, whiskey, or gin), how easy would it be for you to get some?





Response	6	8	10	12	Total	
Very hard	82.5	52.7	40.5	21.1	52.0	
Sort of hard	7.2	17.1	16.3	9.2	12.3	
Sort of easy	5.7	12.9	17.0	26.3	14.6	
Very easy	4.6	17.3	26.1	43.4	21.1	
N of Valid	456	450	306	346	1558	
N of Miss	64	121	71	82	338	

Table 190: If you wanted to get a drug like cocaine, LSD, or amphetamines, how easy would it be for you to get some?

Response	6	8	10	12	Total	
Very hard	90.5	82.3	70.0	60.1	77.4	
Sort of hard	4.4	7.5	10.7	16.5	9.2	
Sort of easy	3.3	5.1	11.4	11.6	7.2	
Very easy	1.8	5.1	7.8	11.8	6.2	
N of Valid	454	453	307	346	1560	
N of Miss	66	118	70	82	336	

Table 191: If you wanted to get a handgun, how easy would it be for you to get one?

Response	6	8	10	12	Total	
Very hard	80.3	67.4	59.0	48.8	65.4	
Sort of hard	7.8	13.1	14.8	14.7	12.2	
Sort of easy	4.7	9.1	9.5	15.6	9.3	
Very easy	7.3	10.4	16.7	20.8	13.1	
N of Valid	451	451	305	346	1553	
N of Miss	69	120	72	82	343	

Table 192: If you wanted to get some marijuana, how easy would it be for you to get some?

Response	6	8	10	12	Total	
Very hard	87.0	67.0	44.5	23.5	58.8	
Sort of hard	4.2	8.5	8.4	7.2	6.9	
Sort of easy	3.5	11.1	17.9	17.7	11.7	
Very easy	5.3	13.4	29.2	51.6	22.6	
N of Valid	455	449	308	345	1557	
N of Miss	65	122	69	83	339	

Table 193: If you wanted to get prescription drugs for the purpose of getting high, how easy would it be for you to get some?





Response	6	8	10	12	Total	
Very hard	82.6	68.7	58.6	43.0	65.1	
Sort of hard	8.4	9.8	10.4	14.9	10.6	
Sort of easy	4.6	10.4	13.0	14.6	10.2	
Very easy	4.4	11.1	17.9	27.5	14.1	
N of Valid	455	450	307	342	1554	
N of Miss	65	121	70	86	342	

Table 194: If you wanted to get synthetic marijuana such as K2 or chemical products such as bath salts to get high, how easy would it be for you to get some?





Response	6	8	10	12	Total	
Very hard	90.1	78.2	64.2	51.7	73.1	
Sort of hard	2.6	9.4	8.8	13.4	8.2	
Sort of easy	3.7	5.8	13.4	9.9	7.6	
Very easy	3.5	6.7	13.7	25.0	11.2	
N of Valid	456	449	307	344	1556	
N of Miss	64	122	70	84	340	

Table 195: If you wanted to get steroids to enhance athletic performance, how easy would it be for you to get some?





Response	6	8	10	12	Total	
Very hard	86.8	79.4	70.6	62.8	76.2	
Sort of hard	5.0	10.8	13.1	14.2	10.3	
Sort of easy	5.0	4.3	7.2	11.3	6.6	
Very easy	3.1	5.6	9.2	11.6	6.9	
N of Valid	456	446	306	344	1552	
N of Miss	64	125	71	84	344	

Table 196: During the past 12 months, have you participated in any alcohol prevention programs or seen any alcohol prevention messages in your school or community? Yes, a school-based program focused on preventing underage drinking and/or drinking and driving.



Response	6	8	10	12	Total	
No	63.3	72.7	89.1	92.3	77.8	
Yes	36.7	27.3	10.9	7.7	22.2	
N of Valid	520	571	377	428	1896	
N of Miss	0	0	0	0	0	

Table 197: During the past 12 months, have you participated in any alcohol prevention programs or seen any alcohol prevention messages in your school or community? Yes, a community-based program focused on preventing underage drinking and/or drinking and driving (for example, through your church or temple or through youth groups like Boys and Girls Club or 4-H).



Response	6	8	10	12	Total	
No	83.8	89.0	94.2	97.0	90.4	
Yes	16.2	11.0	5.8	3.0	9.6	
N of Valid	520	571	377	428	1896	
N of Miss	0	0	0	0	0	

Table 198: During the past 12 months, have you participated in any alcohol prevention programs or seen any alcohol prevention messages in your school or community? Yes, a media campaign addressing underage drinking and/or drinking and driving (for example, newspaper ads, posters, pamphlets, radio, TV).



Response	6	8	10	12	Total	
No	86.9	91.2	94.7	90.2	90.5	
Yes	13.1	8.8	5.3	9.8	9.5	
N of Valid	520	571	377	428	1896	
N of Miss	0	0	0	0	0	

Table 199: During the past 12 months, have you participated in any alcohol prevention programs or seen any alcohol prevention messages in your school or community? No



Response	6	8	10	12	Total	
No	58.8	58.8	36.9	37.1	49.6	
Yes	41.2	41.2	63.1	62.9	50.4	
N of Valid	520	571	377	428	1896	
N of Miss	0	0	0	0	0	

Table 200: How wrong do your parents feel it would be for YOU to: drink beer, wine or hard liquor (for example, vodka, whiskey or gin) regularly?

Response	6	8	10	12	Total	
Very wrong	93.5	86.0	79.2	77.7	85.0	
Wrong	5.0	6.9	14.0	14.9	9.5	
A little bit wrong	1.3	4.7	3.6	4.3	3.4	
Not wrong at all	0.2	2.4	3.3	3.2	2.1	
N of Valid	459	449	307	349	1564	
N of Miss	61	122	70	79	332	

Table 201: How wrong do your parents feel it would be for YOU to: smoke tobacco?

Response	6	8	10	12	Total	
Very wrong	96.5	92.2	83.0	77.5	88.4	
Wrong	1.7	4.5	10.5	12.1	6.5	
A little bit wrong	1.3	1.1	2.3	5.8	2.4	
Not wrong at all	0.4	2.2	4.2	4.6	2.6	
N of Valid	459	447	306	347	1559	
N of Miss	61	124	71	81	337	

Table 202: How wrong do your parents feel it would be for YOU to: smoke marijuana?

Response	6	8	10	12	Total	
Very wrong	96.3	91.9	83.5	77.6	88.4	
Wrong	2.0	4.0	9.2	11.2	6.0	
A little bit wrong	1.1	1.6	4.3	6.3	3.0	
Not wrong at all	0.7	2.5	3.0	4.9	2.6	
N of Valid	456	447	303	348	1554	
N of Miss	64	124	74	80	342	

Table 203: How wrong do your parents feel it would be for YOU to: use prescription drugs not prescribed to you?





Response	6	8	10	12	Total	
Very wrong	96.7	93.5	87.9	86.3	91.7	
Wrong	2.2	3.4	6.8	7.8	4.7	
A little bit wrong	0.9	1.6	2.0	3.5	1.9	
Not wrong at all	0.2	1.6	3.3	2.3	1.7	
N of Valid	455	444	307	344	1550	
N of Miss	65	127	70	84	346	

Table 204: How wrong do your parents feel it would be for YOU to: steal something worth more than \$5?





Response	6	8	10	12	Total	
Very wrong	88.0	89.6	84.8	86.5	87.5	
Wrong	9.0	6.3	10.2	10.1	8.7	
A little bit wrong	2.4	1.8	2.0	2.3	2.1	
Not wrong at all	0.7	2.3	3.0	1.2	1.7	
N of Valid	457	443	303	347	1550	
N of Miss	63	128	74	81	346	

Table 205: How wrong do your parents feel it would be for YOU to: draw graffiti, write things, or draw pictures on buildings or other property (without the owner's permission)?





Response	6	8	10	12	Total	
Very wrong	91.0	89.9	80.7	82.7	86.8	
Wrong	5.5	6.3	12.7	12.1	8.6	
A little bit wrong	1.8	1.6	2.9	3.2	2.3	
Not wrong at all	1.8	2.2	3.6	2.0	2.3	
N of Valid	456	446	306	347	1555	
N of Miss	64	125	71	81	341	

Table 206: How wrong do your parents feel it would be for YOU to: pick a fight with someone?





Response	6	8	10	12	Total	
Very wrong	75.5	72.4	71.1	70.7	72.7	
Wrong	15.5	16.9	16.7	18.1	16.7	
A little bit wrong	6.1	7.4	7.9	8.6	7.4	
Not wrong at all	2.8	3.4	4.3	2.6	3.2	
N of Valid	457	445	305	348	1555	
N of Miss	63	126	72	80	341	

Table 207: During the past 12 months, have you talked with at least one of your parents about the dangers of underage drinking and/or drinking and driving? By parents, we mean either your biological parents, adoptive parents, stepparents, or adult guardians - whether or not they live with you.



Response	6	8	10	12	Total	
No	45.9	60.4	59.6	54.3	54.6	
Yes	54.1	39.6	40.4	45.7	45.4	
N of Valid	440	417	280	335	1472	
N of Miss	80	154	97	93	424	

Table 208: The rules in my family are clear.





Response	6	8	10	12	Total	
NO!	8.3	5.1	7.9	4.9	6.5	
no	4.7	4.8	9.5	5.2	5.8	
yes	25.5	31.2	38.2	41.0	33.1	
YES!	61.5	58.9	44.4	48.8	54.5	
N of Valid	447	433	304	346	1530	
N of Miss	73	138	73	82	366	

Table 209: People in my family often insult or yell at each other.

Response	6	8	10	12	Total	
NO!	35.9	28.2	19.1	20.8	27.0	
no	33.0	38.5	40.6	45.1	38.8	
yes	19.0	22.0	28.1	26.0	23.2	
YES!	12.2	11.2	12.2	8.1	11.0	
N of Valid	443	436	303	346	1528	
N of Miss	77	135	74	82	368	

Table 210: When I am not at home, one of my parents knows where I am and who I am with.

Response	6	8	10	12	Total	
NO!	6.3	5.6	8.9	4.1	6.1	
no	6.1	5.4	7.3	8.5	6.6	
yes	27.1	28.2	34.1	37.6	31.2	
YES!	60.5	60.8	49.7	49.9	56.1	
N of Valid	446	429	302	343	1520	
N of Miss	74	142	75	85	376	

Table 211: We argue about the same things in my family over and over.

Response	6	8	10	12	Total	
NO!	42.3	32.7	17.9	15.2	28.6	
no	31.9	35.5	38.4	41.9	36.5	
yes	15.8	19.2	30.8	29.3	22.8	
YES!	10.0	12.6	12.9	13.5	12.1	
N of Valid	442	428	302	341	1513	
N of Miss	78	143	75	87	383	



Table 212: If you drank some beer or wine or liquor (for example, vodka, whiskey, or gin) without your parents' permission, would you be caught by your parents?





Response	6	8	10	12	Total	
NO!	10.3	14.7	17.3	17.8	14.6	
no	6.3	13.8	32.0	42.7	21.7	
yes	13.0	20.8	22.3	19.6	18.5	
YES!	70.4	50.7	28.3	19.9	45.1	
N of Valid	446	428	300	342	1516	
N of Miss	74	143	77	86	380	

Table 213: My family has clear rules about alcohol and drug use.





Response	6	8	10	12	Total	
NO!	6.1	7.3	12.6	5.0	7.5	
no	4.7	7.0	13.2	12.0	8.7	
yes	18.1	21.8	29.5	34.1	25.0	
YES!	71.1	63.8	44.7	49.0	58.8	
N of Valid	443	426	302	343	1514	
N of Miss	77	145	75	85	382	

Table 214: If you carried a handgun without your parents' permission, would you be caught by your parents?





Response	6	8	10	12	Total	
NO!	6.2	10.9	14.3	10.4	10.1	
no	5.0	7.1	13.0	18.9	10.3	
yes	13.9	17.7	21.9	23.7	18.8	
YES!	74.9	64.3	50.8	47.0	60.8	
N of Valid	439	423	301	338	1501	
N of Miss	81	148	76	90	395	

Table 215: If you skipped school would you be caught by your parents?

Response	6	8	10	12	Total	
NO!	8.2	11.6	12.4	15.1	11.5	
no	6.8	12.6	22.4	30.0	16.8	
yes	20.0	20.2	24.7	23.7	21.8	
YES!	65.1	55.6	40.5	31.2	49.9	
N of Valid	441	421	299	337	1498	
N of Miss	79	150	78	91	398	

Table 216: My parents ask if I've gotten my homework done.

Response	6	8	10	12	Total	
NO!	4.1	9.5	13.0	10.3	8.8	
no	3.9	8.1	10.0	20.9	10.1	
yes	23.4	27.9	34.8	35.4	29.6	
YES!	68.7	54.5	42.1	33.3	51.4	
N of Valid	441	420	299	339	1499	
N of Miss	79	151	78	89	397	

Table 217: People in my family have serious arguments.

Response	6	8	10	12	Total	
NO!	43.3	36.9	22.9	23.4	32.9	
no	27.0	35.7	43.2	49.1	37.7	
yes	15.2	14.2	18.9	18.6	16.4	
YES!	14.5	13.2	15.0	8.9	13.0	
N of Valid	441	423	301	338	1503	
N of Miss	79	148	76	90	393	

Table 218: Would your parents know if you did not come home on time?





Response	6	8	10	12	Total	
NO!	10.7	8.2	11.5	4.7	8.8	
no	7.3	7.0	11.5	17.6	10.4	
yes	24.3	28.4	33.1	34.1	29.4	
YES!	57.8	56.5	43.9	43.5	51.4	
N of Valid	441	416	296	340	1493	
N of Miss	79	155	81	88	403	

Table 219: Have any of your brothers or sisters ever: drunk beer, wine or hard liquor (for example, vodka, whiskey or gin)?




Response	6	8	10	12	Total	
No	79.1	63.6	49.0	39.9	59.9	
Yes	19.3	32.6	45.3	56.2	36.5	
I don't have any brothers or sisters	1.6	3.8	5.7	3.9	3.5	
N of Valid	440	426	298	336	1500	
N of Miss	80	145	79	92	396	

Table 220: Have any of your brothers or sisters ever: smoked marijuana?




Response	6	8	10	12	Total	
No	91.8	79.4	60.7	52.2	73.3	
Yes	6.6	17.0	33.6	43.6	23.2	
I don't have any brothers or sisters	1.6	3.5	5.7	4.2	3.5	
N of Valid	440	423	298	335	1496	
N of Miss	80	148	79	93	400	

Table 221: Have any of your brothers or sisters ever: smoked cigarettes?




Response	6	8	10	12	Total	
No	81.8	74.2	60.1	58.0	70.0	
Yes	16.6	22.0	34.2	37.8	26.4	
I don't have any brothers or sisters	1.6	3.8	5.7	4.2	3.6	
N of Valid	440	422	298	331	1491	
N of Miss	80	149	79	97	405	

Table 222: Have any of your brothers or sisters ever: taken a handgun to school?




Response	6	8	10	12	Total	
No	96.1	94.1	87.9	94.0	93.4	
Yes	2.3	2.4	5.4	1.8	2.8	
I don't have any brothers or sisters	1.6	3.5	6.7	4.2	3.8	
N of Valid	438	424	297	333	1492	
N of Miss	82	147	80	95	404	

Table 223: Have any of your brothers or sisters ever: been suspended or expelled from school?




Response	6	8	10	12	Total	
No	71.5	62.6	59.1	58.0	63.5	
Yes	26.7	33.6	34.5	37.8	32.7	
I don't have any brothers or sisters	1.8	3.8	6.4	4.2	3.8	
N of Valid	439	422	296	333	1490	
N of Miss	81	149	81	95	406	

Table 224: Have you changed homes in the past year (the last 12 months)?



Response	6	8	10	12	Total	
No	70.9	70.8	76.7	77.7	73.6	
Yes	29.1	29.2	23.3	22.3	26.4	
N of Valid	437	421	296	341	1495	
N of Miss	83	150	81	87	401	

Table 225: How many times have you changed homes since kindergarten?






Response	6	8	10	12	Total	
Never	41.1	34.5	30.6	24.9	33.5	
1 or 2 times	33.3	27.4	27.2	31.3	30.0	
3 or 4 times	13.3	21.4	22.8	21.9	19.5	
5 or 6 times	6.7	9.3	10.9	10.2	9.1	
7 or more times	5.5	7.4	8.5	11.7	8.0	
N of Valid	435	420	294	342	1491	
N of Miss	85	151	83	86	405	

Table 226: Have you changed schools (including changing from elementary to middle and middle to high school) in the past year?



Response	6	8	10	12	Total	
No	42.9	49.8	56.5	73.1	54.5	
Yes	57.1	50.2	43.5	26.9	45.5	
N of Valid	431	416	292	342	1481	
N of Miss	89	155	85	86	415	

Table 227: How many times have you changed schools since kindergarten (including changing from elementary to middle and middle to high school)?






Response	6	8	10	12	Total	
Never	42.4	22.4	26.4	18.7	28.2	
1 or 2 times	39.6	38.8	23.3	27.4	33.3	
3 or 4 times	10.6	22.4	29.7	31.5	22.5	
5 or 6 times	4.1	8.4	13.5	15.2	9.7	
7 or more times	3.2	8.0	7.1	7.3	6.2	
N of Valid	434	415	296	343	1488	
N of Miss	86	156	81	85	408	

Table 228: Has anyone in your family ever had severe alcohol or drug problems?



Response	6	8	10	12	Total	
No	81.7	68.6	58.6	55.9	67.5	
Yes	18.3	31.4	41.4	44.1	32.5	
N of Valid	426	417	295	340	1478	
N of Miss	94	154	82	88	418	

Table 229: About how many adults (over 21) have you known personally who in the past year have: used marijuana, crack, cocaine, or other drugs?






Response	6	8	10	12	Total	
0	80.5	67.5	49.8	38.9	61.3	
1	10.2	11.8	14.5	12.7	12.1	
2	2.8	8.2	9.4	13.9	8.1	
03/04/13	2.1	3.8	9.4	14.8	6.9	
5	4.4	8.7	16.8	19.9	11.6	
N of Valid	431	416	297	332	1476	
N of Miss	89	155	80	96	420	

Table 230: About how many adults (over 21) have you known personally who in the past year have: sold or dealt drugs?






Response	6	8	10	12	Total	
0	86.9	76.7	60.5	56.1	71.7	
1	7.0	8.2	14.2	10.9	9.7	
2	1.6	5.0	9.8	11.2	6.4	
03/04/13	1.4	4.1	5.7	9.4	4.8	
5	3.0	6.0	9.8	12.4	7.4	
N of Valid	427	416	296	330	1469	
N of Miss	93	155	81	98	427	

Table 231: About how many adults (over 21) have you known personally who in the past year have: done other things that could get them in trouble with the police, like stealing, selling stolen goods, mugging or assaulting others, etc.?






Response	6	8	10	12	Total	
0	81.8	71.3	54.1	54.8	67.2	
1	9.8	12.8	16.2	9.9	12.0	
2	3.3	4.8	10.1	9.6	6.5	
03/04/13	1.4	3.6	7.1	9.3	5.0	
5	3.7	7.5	12.5	16.3	9.4	
N of Valid	429	415	296	332	1472	
N of Miss	91	156	81	96	424	

Table 232: About how many adults (over 21) have you known personally who in the past year have: gotten drunk or high?






Response	6	8	10	12	Total	
0	66.7	47.0	29.8	23.4	44.0	
1	15.5	15.7	18.2	12.3	15.4	
2	5.3	9.2	12.0	13.2	9.5	
03/04/13	3.5	8.2	12.7	12.9	8.8	
5	9.0	20.0	27.4	38.1	22.4	
N of Valid	432	415	292	333	1472	
N of Miss	88	156	85	95	424	

Table 233: Have you seen or heard information about underage drinking in the past 12 months from the following sources? Radio



Response	6	8	10	12	Total	
No	48.5	48.9	44.1	42.1	46.3	
Yes	51.5	51.1	55.9	57.9	53.7	
N of Valid	437	421	299	337	1494	
N of Miss	83	150	78	91	402	

Table 234: Have you seen or heard information about underage drinking in the past 12 months from the following sources? TV.



Response	6	8	10	12	Total	
No	33.3	34.5	27.9	24.9	30.7	
Yes	66.7	65.5	72.1	75.1	69.3	
N of Valid	436	423	298	337	1494	
N of Miss	84	148	79	91	402	

Table 235: Have you seen or heard information about underage drinking in the past 12 months from the following sources? Print. This includes information on underage drinking you may have seen in the newspaper, on a billboard, in pamphlets, on stickers, etc.



Response	6	8	10	12	Total	
No	50.8	47.9	43.1	53.0	48.9	
Yes	49.2	52.1	56.9	47.0	51.1	
N of Valid	433	422	297	336	1488	
N of Miss	87	149	80	92	408	

Table 236: Have you seen or heard information about underage drinking in the past 12 months from the following sources? Website or social media? (Facebook, Myspace, website, etc.)



Response	6	8	10	12	Total	
No	54.7	43.9	42.2	41.2	46.1	
Yes	45.3	56.1	57.8	58.8	53.9	
N of Valid	437	421	296	337	1491	
N of Miss	83	150	81	91	405	

Table 237: The next questions ask about your opinions of the information you saw or heard. If you have seen or heard more than one ad, please think about your favorite ad when answering these questions. The information about underage drinking that I saw or heard was convincing.






Response	6	8	10	12	Total	
NO!	32.0	24.6	23.2	15.9	24.5	
no	8.9	9.4	16.0	23.8	13.8	
yes	17.9	23.4	28.0	31.1	24.4	
YES!	26.1	21.7	18.1	15.9	20.9	
I have not seen or heard any ads about underage drinking in the past 12 months.	15.1	21.0	14.7	13.4	16.3	
N of Valid	425	415	293	328	1461	
N of Miss	95	156	84	100	435	

Table 238: The next questions ask about your opinions of the information you saw or heard. If you have seen or heard more than one ad, please think about your favorite ad when answering these questions. The information about underage drinking that I saw or heard grabbed my attention.






Response	6	8	10	12	Total	
NO!	23.9	21.1	18.8	15.2	20.2	
no	8.5	14.3	16.1	21.6	14.6	
yes	20.9	19.4	27.7	32.6	24.5	
YES!	29.3	25.2	22.3	18.0	24.2	
I have not seen or heard any ads about underage drinking in the past 12 months.	17.4	20.1	15.1	12.5	16.6	
N of Valid	426	413	292	328	1459	
N of Miss	94	158	85	100	437	



Table 239: The next questions ask about your opinions of the information you saw or heard. If you have seen or heard more than one ad, please think about your favorite ad when answering these questions. The information about underage drinking that I saw or heard said something important to me.

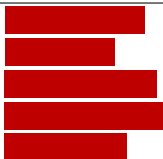
Response	6	8	10	12	Total	
NO!	24.6	21.4	18.6	15.8	20.5	
no	9.7	12.9	18.9	23.4	15.5	
yes	17.5	20.4	25.1	29.2	22.5	
YES!	29.8	25.0	21.3	17.0	23.8	
I have not seen or heard any ads about underage drinking in the past 12 months.	18.4	20.4	16.2	14.6	17.7	
N of Valid	423	412	291	329	1455	
N of Miss	97	159	86	99	441	

Table 240: The next questions ask about your opinions of the information you saw or heard. If you have seen or heard more than one ad, please think about your favorite ad when answering these questions. Seeing or hearing this information about underage drinking made me want to stop or decrease my drinking.



Response	6	8	10	12	Total	
NO!	24.9	23.6	20.0	19.1	22.2	
no	6.9	9.5	15.2	20.4	12.4	
yes	10.9	10.5	19.7	25.1	15.8	
YES!	28.4	23.6	24.1	18.5	23.9	
I have not seen or heard any ads about underage drinking in the past 12 months.	28.9	32.8	21.0	16.9	25.6	
N of Valid	405	390	290	319	1404	
N of Miss	115	181	87	109	492	

Table 241: How honest were you in filling out this survey?

Response	6	8	10	12	Total	
I was very honest	88.5	80.0	78.3	83.2	82.9	
I was honest pretty much of the time	9.0	15.3	14.9	14.7	13.3	
I was honest some of the time	2.1	4.5	4.4	0.6	2.9	
I was honest once in a while	0.5	0.2	2.4	1.5	1.0	
I was not honest at all	0.0	0.0	0.0	0.0	0.0	
N of Valid	433	426	295	339	1493	
N of Miss	87	145	82	89	403	