

2012 APNA

Arkansas Prevention Needs Assessment Student Survey



Jefferson County Tables

Arkansas Department of Human Services
Division of Behavioral Health Services
Prevention Services

Conducted by International Survey Associates dba Pride Surveys

Contents

1	INTRODUCTION	10
2	PERCENTAGE TABLES	15

List of Tables

1	Sex	16
2	Age	16
3	Are you Hispanic or Latino?	16
4	What is your race? Black or African American	17
5	What is your race? Asian	17
6	What is your race? American Indian	17
7	What is your race? Alaska Native	17
8	What is your race? White	18
9	What is your race? Native Hawaiian or Other Pacific Islander	18
10	What is your race? Other	18
11	What is the highest level of schooling completed by your mother or father?	19
12	Think of where you live most of the time. Which of the following people live there with you? Mother	19
13	Think of where you live most of the time. Which of the following people live there with you? Stepmother	19
14	Think of where you live most of the time. Which of the following people live there with you? Foster Mother	20
15	Think of where you live most of the time. Which of the following people live there with you? Grandmother	20
16	Think of where you live most of the time. Which of the following people live there with you? Aunt	20
17	Think of where you live most of the time. Which of the following people live there with you? Father	20
18	Think of where you live most of the time. Which of the following people live there with you? Stepfather	21
19	Think of where you live most of the time. Which of the following people live there with you? Foster Father	21
20	Think of where you live most of the time. Which of the following people live there with you? Grandfather	21
21	Think of where you live most of the time. Which of the following people live there with you? Uncle	21
22	Think of where you live most of the time. Which of the following people live there with you? Other Adults	22
23	Think of where you live most of the time. Which of the following people live there with you? Brother(s)	22
24	Think of where you live most of the time. Which of the following people live there with you? Stepbrother(s)	22
25	Think of where you live most of the time. Which of the following people live there with you? Sister(s)	22
26	Think of where you live most of the time. Which of the following people live there with you? Stepsister(s)	23

27	Think of where you live most of the time. Which of the following people live there with you? Other Children	23
28	In my school, students have lots of chances to help decide things like class activities and rules.	23
29	Teachers ask me to work on special classroom projects.	23
30	My teacher(s) notices when I am doing a good job and lets me know about it.	24
31	There are lots of chances for students in my school to get involved in sports, clubs, and other school activities outside of class.	24
32	There are lots of chances for students in my school to talk with a teacher one-on-one.	24
33	I feel safe at my school.	25
34	The school lets my parents know when I have done something well.	25
35	My teachers praise me when I work hard in school.	25
36	Are your school grades better than the grades of most students in your class?	26
37	I have lots of chances to be part of class discussions or activities.	26
38	Now thinking back over the past year in school, how often did you: enjoy being in school?	26
39	Now thinking back over the past year in school, how often did you: hate being in school?	27
40	Now thinking back over the past year in school, how often did you: try to do your best work in school?	27
41	How often do you feel that the school work you are assigned is meaningful and important?	27
42	Putting them all together, what were your grades like last year?	28
43	How important do you think the things you are learning in school are going to be for your later life?	28
44	How interesting are most of your courses to you?	28
45	During the LAST FOUR WEEKS how many whole days of school have you missed because you skipped or 'cut'?	29
46	What are the chances you would be seen as cool if you: smoked cigarettes?	29
47	What are the chances you would be seen as cool if you: worked hard at school?	29
48	What are the chances you would be seen as cool if you: began drinking alcoholic beverages regularly, that is, at least once or twice a month?	30
49	What are the chances you would be seen as cool if you: defended someone who was being verbally abused at school?	30
50	What are the chances you would be seen as cool if you: smoked marijuana?	30
51	What are the chances you would be seen as cool if you: carried a handgun?	31

52	Think of your four best friends (the friends you feel closest to). In the past year (12 months), how many of your best friends have: participated in clubs, organizations or activities at school?	31
53	Think of your four best friends (the friends you feel closest to). In the past year (12 months), how many of your best friends have: smoked cigarettes?	31
54	Think of your four best friends (the friends you feel closest to). In the past year (12 months), how many of your best friends have: tried beer, wine or hard liquor (for example, vodka, whiskey, or gin) when their parents didn't know about it?	32
55	Think of your four best friends (the friends you feel closest to). In the past year (12 months), how many of your best friends have: made a commitment to stay drug-free?	32
56	Think of your four best friends (the friends you feel closest to). In the past year (12 months), how many of your best friends have: used marijuana?	32
57	Think of your four best friends (the friends you feel closest to). In the past year (12 months), how many of your best friends have: used prescription drugs or non-prescription drugs for the purposes of getting high?	33
58	Think of your four best friends (the friends you feel closest to). In the past year (12 months), how many of your best friends have: used synthetic marijuana (K2, spice) or bath salts?	33
59	Think of your four best friends (the friends you feel closest to). In the past year (12 months), how many of your best friends have: used LSD, cocaine, amphetamines, or other illegal drugs?	33
60	Think of your four best friends (the friends you feel closest to). In the past year (12 months), how many of your best friends have: tried to do well in school?	34
61	Think of your four best friends (the friends you feel closest to). In the past year (12 months), how many of your best friends have: been suspended from school?	34
62	Think of your four best friends (the friends you feel closest to). In the past year (12 months), how many of your best friends have: liked school?	34
63	Think of your four best friends (the friends you feel closest to). In the past year (12 months), how many of your best friends have: carried a handgun?	35
64	Think of your four best friends (the friends you feel closest to). In the past year (12 months), how many of your best friends have: sold illegal drugs?	35
65	Think of your four best friends (the friends you feel closest to). In the past year (12 months), how many of your best friends have: regularly attended religious services?	35

66	Think of your four best friends (the friends you feel closest to). In the past year (12 months), how many of your best friends have: stolen or tried to steal a motor vehicle such as a car or motorcycle?	36
67	Think of your four best friends (the friends you feel closest to). In the past year (12 months), how many of your best friends have: been arrested?	36
68	Think of your four best friends (the friends you feel closest to). In the past year (12 months), how many of your best friends have: dropped out of school?	36
69	Think of your four best friends (the friends you feel closest to). In the past year (12 months), how many of your best friends have: been members of a gang?	37
70	How old were you when you first: smoked marijuana?	37
71	How old were you when you first: smoked a cigarette, even just a puff?	38
72	How old were you when you first: had more than a sip or two of beer, wine or hard liquor (for example, vodka, whiskey, or gin)?	38
73	How old were you when you first: began drinking alcoholic beverages regularly, that is, at least once or twice a month?	39
74	How old were you when you first: used Daztrex?	39
75	How old were you when you first: got suspended from school?	40
76	How old were you when you first: got arrested?	40
77	How old were you when you first: carried a handgun?	41
78	How old were you when you first: attacked someone with the idea of seriously hurting them?	41
79	How old were you when you first: belonged to a gang?	42
80	How wrong do you think it is for someone your age to: take a handgun to school?	42
81	How wrong do you think it is for someone your age to: steal anything worth more than \$5?	42
82	How wrong do you think it is for someone your age to: pick a fight with someone?	43
83	How wrong do you think it is for someone your age to: attack someone with the idea of seriously hurting them?	43
84	How wrong do you think it is for someone your age to: stay away from school all day when their parents think they are at school?	43
85	How wrong do you think it is for someone your age to: drink beer, wine or hard liquor (for example, vodka, whiskey, or gin) regularly?	44
86	How wrong do you think it is for someone your age to: smoke cigarettes?	44
87	How wrong do you think it is for someone your age to: smoke marijuana?	44
88	How wrong do you think it is for someone your age to: use prescription drugs or non-prescription drugs for the purpose of getting high?	45

89	How wrong do you think it is for someone your age to: use synthetic marijuana (K2, spice) or bath salts?	45
90	How wrong do you think it is for someone your age to: use LSD, cocaine, amphetamines or another illegal drug?	45
91	At school during the past 12 months, did you receive help from the resource teacher, speech therapist or other special education teacher?	46
92	How many times in the past year (12 months) have you: been suspended from school?	46
93	How many times in the past year (12 months) have you: carried a handgun?	46
94	How many times in the past year (12 months) have you: sold illegal drugs?	47
95	How many times in the past year (12 months) have you: stolen or tried to steal a motor vehicle such as a car or motorcycle?	47
96	How many times in the past year (12 months) have you: participated in clubs, organizations or activities at school?	48
97	How many times in the past year (12 months) have you: been arrested?	48
98	How many times in the past year (12 months) have you: attacked someone with the idea of seriously hurting them?	49
99	How many times in the past year (12 months) have you: been drunk or high at school?	49
100	How many times in the past year (12 months) have you: taken a handgun to school?	50
101	Are you currently on probation, or assigned a probation officer with Juvenile Court?	50
102	Have you ever belonged to a gang?	50
103	If you have ever belonged to a gang, did that gang have a name?	51
104	You are at a party at someone's house, and one of your friends offers you a drink containing alcohol. What would you say or do?	51
105	How often do you attend religious services or activities?	51
106	I think sometimes it's okay to cheat at school.	52
107	It is important to think before you act.	52
108	Sometimes I think that life is not worth it.	52
109	At times I think I am no good at all.	53
110	All in all, I am inclined to think that I am a failure.	53
111	In the past year, have you felt depressed or sad MOST days, even if you felt okay sometimes?	53
112	It is all right to beat up people if they start the fight.	54
113	I think it is okay to take something without asking if you can get away with it.	54
114	Where do you get the most information about living a drug and alcohol free life? Parents/guardians	54
115	Where do you get the most information about living a drug and alcohol free life? Friends	55

116	Where do you get the most information about living a drug and alcohol free life? Family members	55
117	Where do you get the most information about living a drug and alcohol free life? School	55
118	Where do you get the most information about living a drug and alcohol free life? Internet	56
119	Where do you get the most information about living a drug and alcohol free life? TV	56
120	Where do you get the most information about living a drug and alcohol free life? Social media	56
121	How much do you think people risk harming themselves (physically or in other ways) if they: smoked one or more packs of cigarettes per day?	57
122	How much do you think people risk harming themselves (physically or in other ways) if they: try marijuana once or twice?	57
123	How much do you think people risk harming themselves (physically or in other ways) if they: smoke marijuana once or twice a week?	57
124	How much do you think people risk harming themselves (physically or in other ways) if they: take one or two drinks of an alcoholic beverage (beer, wine, liquor) nearly every day?	58
125	How much do you think people risk harming themselves (physically or in other ways) if they: have five or more drinks of an alcoholic beverage once or twice each weekend?	58
126	How much do you think people risk harming themselves (physically or in other ways) if they: use prescription drugs that are not prescribed to them?	58
127	How much do you think people risk harming themselves (physically or in other ways) if they: use non-prescription drugs to get high?	59
128	Have you ever used smokeless tobacco (chew, snuff, plug, dipping tobacco, or chewing tobacco)?	59
129	How often have you taken smokeless tobacco during the past 30 days?	59
130	Have you ever smoked cigarettes?	60
131	How frequently have you smoked cigarettes during the past 30 days?	60
132	Which statement best describes rules about smoking inside your home?	60
133	Which statement best describes rules about smoking in your family cars?	61
134	During this school year, were you taught in any of your classes about the dangers of tobacco use?	61
135	During the past 12 months, have you participated in any community activities to discourage people your age from using cigarettes, chewing tobacco, snuff, dip or cigars?	61
136	Think back over the last two weeks. How many times have you had five or more alcoholic drinks in a row?	62

137	During the past 30 days, how many times did you ride in a car or other vehicle driven by someone who had been drinking alcohol or using drugs to get high?	62
138	During the past 30 days, how many times did you drive a car or other vehicle when you had been drinking alcohol or using drugs to get high?	62
139	If you drank alcohol (not just a sip or taste) in the past year, how did you usually get it?	63
140	If you drank alcohol (not just a sip or taste) in the past year, where did you usually drink it?	63
141	How do you feel about someone your age having one or two drinks of an alcoholic beverage nearly every day?	64
142	On how many occasions have you had alcoholic beverages (beer, wine or hard liquor) to drink in your lifetime - more than just a few sips?	64
143	On how many occasions have you drunk one of more drinks of an alcoholic beverage during the past 30 days?	64
144	On how many occasions have you used marijuana (grass, pot) or hashish (hash, hash oil) in your lifetime?	65
145	On how many occasions have you used marijuana (grass, pot) or hashish (hash, hash oil) during the past 30 days?	65
146	On how many occasions have you used LSD or other psychedelics in your lifetime?	65
147	On how many occasions have you used LSD or other psychedelics during the past 30 days?	66
148	On how many occasions have you used cocaine or crack in your lifetime?	66
149	On how many occasions have you used cocaine or crack during the past 30 days?	66
150	On how many occasions have you sniffed glue, breathed the contents of an aerosol spray can, or inhaled other gases or sprays, in order to get high in your lifetime?	67
151	On how many occasions have you sniffed glue, breathed the contents of an aerosol spray can, or inhaled other gases or sprays, in order to get high during the past 30 days?	67
152	On how many occasions have you used Daztrex in your lifetime?	68
153	On how many occasions have you used Daztrex during the past 30 days?	68
154	On how many occasions have you used synthetic marijuana in your lifetime?	68
155	On how many occasions have you used synthetic marijuana during the past 30 days?	69
156	On how many occasions have you used methamphetamines (meth, speed, crank, crystal meth) in your lifetime?	69

157	On how many occasions have you used methamphetamines (meth, speed, crank, crystal meth) in the past 30 days?	69
158	On how many occasions have you used other chemical products (bath salts, plant food, etc.) in your lifetime?	70
159	On how many occasions have you used other chemical products (bath salts, plant food, etc.) during the past 30 days?	70
160	On how many occasions have you used heroin or other opiates in your lifetime?	70
161	On how many occasions have you used heroin or other opiates during the past 30 days?	71
162	On how many occasions have you used MDMA ('X', 'E', or ecstasy) in your lifetime?	71
163	On how many occasions have you used MDMA ('X', 'E', or ecstasy) during the past 30 days?	71
164	On how many occasions have you taken prescription drugs (such as Valium, Xanax, Ritalin, Adderall, OxyContin, Darvocet, or sleeping pills) not prescribed to you in your lifetime?	72
165	On how many occasions have you taken prescription drugs (such as Valium, Xanax, Ritalin, Adderall, OxyContin, Darvocet, or sleeping pills) not prescribed to you during the past 30 days?	72
166	On how many occasions have you taken non-prescription medicines such as diet pills (for example, Dietac, Dexatrim or Prolamine), stay-awake pills (for example No-Doz, Vivarin, or Wake), or cough or cold medicines (robos, DXM, etc.) to get high in your lifetime?	73
167	On how many occasions have you taken non-prescription medicines such as diet pills (for example, Dietac, Dexatrim or Prolamine), stay-awake pills (for example No-Doz, Vivarin, or Wake), or cough or cold medicines (robos, DXM, etc.) to get high during the past 30 days?	73
168	On how many occasions have you been drunk or very high from drinking alcoholic beverages during the past 30 days?	74
169	On how many occasions have you drunk flavored alcoholic beverages, sometimes called 'alcopops' (like Mike's Hard Lemonade, Smirnoff Ice, Bacardi Breezers, etc.) in your lifetime?	74
170	On how many occasions have you drunk flavored alcoholic beverages, sometimes called 'alcopops' (like Mike's Hard Lemonade, Smirnoff Ice, Bacardi Breezers, etc.) during the past 30 days?	75
171	If you used prescription drugs or over the counter drugs without a doctor telling you to use it or for the purpose of getting high, where did you get these drugs?	75
172	During the last month, about how many marijuana cigarettes, or the equivalent, did you smoke a day, on the average?	76
173	How wrong do your friends feel it would be for YOU to: drink alcohol?	76
174	How wrong do your friends feel it would be for YOU to: smoke tobacco?	76

175	How wrong do your friends feel it would be for YOU to: smoke marijuana?	77
176	How wrong do your friends feel it would be for YOU to: use prescription drugs not prescribed to you	77
177	How wrong would most adults (over 21) in your neighborhood think it is for kids your age: to use marijuana?	77
178	How wrong would most adults (over 21) in your neighborhood think it is for kids your age: to drink alcohol?	78
179	How wrong would most adults (over 21) in your neighborhood think it is for kids your age: to smoke cigarettes?	78
180	How much do each of the following statements describe your neighborhood? crime and/or drug selling	78
181	How much do each of the following statements describe your neighborhood? fights	79
182	How much do each of the following statements describe your neighborhood? lots of empty or abandoned buildings	79
183	How much do each of the following statements describe your neighborhood? lots of graffiti	79
184	I feel safe in my neighborhood.	80
185	If a kid smoked marijuana in your neighborhood would he or she be caught by the police?	80
186	If a kid drank some beer, wine or hard liquor (for example, vodka, whiskey, or gin) in your neighborhood would he or she be caught by the police?	80
187	If a kid carried a handgun in your neighborhood would he or she be caught by the police?	81
188	If you wanted to get some cigarettes, how easy would it be for you to get some?	81
189	If you wanted to get some beer, wine or hard liquor (for example, vodka, whiskey, or gin), how easy would it be for you to get some?	81
190	If you wanted to get a drug like cocaine, LSD, or amphetamines, how easy would it be for you to get some?	82
191	If you wanted to get a handgun, how easy would it be for you to get one?	82
192	If you wanted to get some marijuana, how easy would it be for you to get some?	82
193	If you wanted to get prescription drugs for the purpose of getting high, how easy would it be for you to get some?	83
194	If you wanted to get synthetic marijuana such as K2 or chemical products such as bath salts to get high, how easy would it be for you to get some?	83
195	If you wanted to get steroids to enhance athletic performance, how easy would it be for you to get some?	83

196	During the past 12 months, have you participated in any alcohol prevention programs or seen any alcohol prevention messages in your school or community? Yes, a school-based program focused on preventing underage drinking and/or drinking and driving. . . .	84
197	During the past 12 months, have you participated in any alcohol prevention programs or seen any alcohol prevention messages in your school or community? Yes, a community-based program focused on preventing underage drinking and/or drinking and driving (for example, through your church or temple or through youth groups like Boys and Girls Club or 4-H). . . .	84
198	During the past 12 months, have you participated in any alcohol prevention programs or seen any alcohol prevention messages in your school or community? Yes, a media campaign addressing underage drinking and/or drinking and driving (for example, newspaper ads, posters, pamphlets, radio, TV). . . .	84
199	During the past 12 months, have you participated in any alcohol prevention programs or seen any alcohol prevention messages in your school or community? No	84
200	How wrong do your parents feel it would be for YOU to: drink beer, wine or hard liquor (for example, vodka, whiskey or gin) regularly? .	85
201	How wrong do your parents feel it would be for YOU to: smoke tobacco?	85
202	How wrong do your parents feel it would be for YOU to: smoke marijuana?	85
203	How wrong do your parents feel it would be for YOU to: use prescription drugs not prescribed to you?	86
204	How wrong do your parents feel it would be for YOU to: steal something worth more than \$5?	86
205	How wrong do your parents feel it would be for YOU to: draw graffiti, write things, or draw pictures on buildings or other property (without the owner's permission)?	86
206	How wrong do your parents feel it would be for YOU to: pick a fight with someone?	87
207	During the past 12 months, have you talked with at least one of your parents about the dangers of underage drinking and/or drinking and driving? By parents, we mean either your biological parents, adoptive parents, stepparents, or adult guardians - whether or not they live with you. . . .	87
208	The rules in my family are clear. . . .	87
209	People in my family often insult or yell at each other. . . .	88
210	When I am not at home, one of my parents knows where I am and who I am with. . . .	88
211	We argue about the same things in my family over and over. . . .	88

212	If you drank some beer or wine or liquor (for example, vodka, whiskey, or gin) without your parents' permission, would you be caught by your parents?	89
213	My family has clear rules about alcohol and drug use. . . .	89
214	If you carried a handgun without your parents' permission, would you be caught by your parents?	89
215	If you skipped school would you be caught by your parents?	90
216	My parents ask if I've gotten my homework done. . . .	90
217	People in my family have serious arguments. . . .	90
218	Would your parents know if you did not come home on time?	91
219	Have any of your brothers or sisters ever: drunk beer, wine or hard liquor (for example, vodka, whiskey or gin)?	91
220	Have any of your brothers or sisters ever: smoked marijuana?	91
221	Have any of your brothers or sisters ever: smoked cigarettes?	91
222	Have any of your brothers or sisters ever: taken a handgun to school? .	92
223	Have any of your brothers or sisters ever: been suspended or expelled from school?	92
224	Have you changed homes in the past year (the last 12 months)? . . .	92
225	How many times have you changed homes since kindergarten?	92
226	Have you changed schools (including changing from elementary to middle and middle to high school) in the past year?	93
227	How many times have you changed schools since kindergarten (including changing from elementary to middle and middle to high school)?	93
228	Has anyone in your family ever had severe alcohol or drug problems? .	93
229	About how many adults (over 21) have you known personally who in the past year have: used marijuana, crack, cocaine, or other drugs? .	94
230	About how many adults (over 21) have you known personally who in the past year have: sold or dealt drugs?	94
231	About how many adults (over 21) have you known personally who in the past year have: done other things that could get them in trouble with the police, like stealing, selling stolen goods, mugging or assaulting others, etc.?	94
232	About how many adults (over 21) have you known personally who in the past year have: gotten drunk or high?	95
233	Have you seen or heard information about underage drinking in the past 12 months from the following sources? Radio	95
234	Have you seen or heard information about underage drinking in the past 12 months from the following sources? TV. . . .	95
235	Have you seen or heard information about underage drinking in the past 12 months from the following sources? Print. This includes information on underage drinking you may have seen in the newspaper, on a billboard, in pamphlets, on stickers, etc. . . .	95

236	Have you seen or heard information about underage drinking in the past 12 months from the following sources? Website or social media? (Facebook, Myspace, website, etc.)	96
237	The next questions ask about your opinions of the information you saw or heard. If you have seen or heard more than one ad, please think about your favorite ad when answering these questions. The information about underage drinking that I saw or heard was convincing.	96
238	The next questions ask about your opinions of the information you saw or heard. If you have seen or heard more than one ad, please think about your favorite ad when answering these questions. The information about underage drinking that I saw or heard grabbed my attention.	96
239	The next questions ask about your opinions of the information you saw or heard. If you have seen or heard more than one ad, please think about your favorite ad when answering these questions. The information about underage drinking that I saw or heard said something important to me.	97
240	The next questions ask about your opinions of the information you saw or heard. If you have seen or heard more than one ad, please think about your favorite ad when answering these questions. Seeing or hearing this information about underage drinking made me want to stop or decrease my drinking.	97
241	How honest were you in filling out this survey?	97

List of Figures

1	Grade Chart	11
2	Gender Chart	12
3	Age Chart	13
4	Ethnic Origin Chart	14

1 INTRODUCTION

This report was generated from data collected on the *2012 Arkansas Prevention Needs Assessment Student Survey*. This report contains basic frequency tables of all data collected and graphs on the selected demographic variables of grade, gender, age and ethnic origin. The graph on ethnic origin is represented as a bar chart rather than as a pie chart. This is because students were allowed to mark more than one response for ethnic origin as opposed to being allowed to mark only one response. The bars represent the percent of students who marked each of the ethnic categories.

Questions regarding the information found in this report can be directed to:

Pride Surveys

160 Vanderbilt Court
Bowling Green, KY 42103
1-800-279-6361
www.pridesurveys.com

Grade Chart

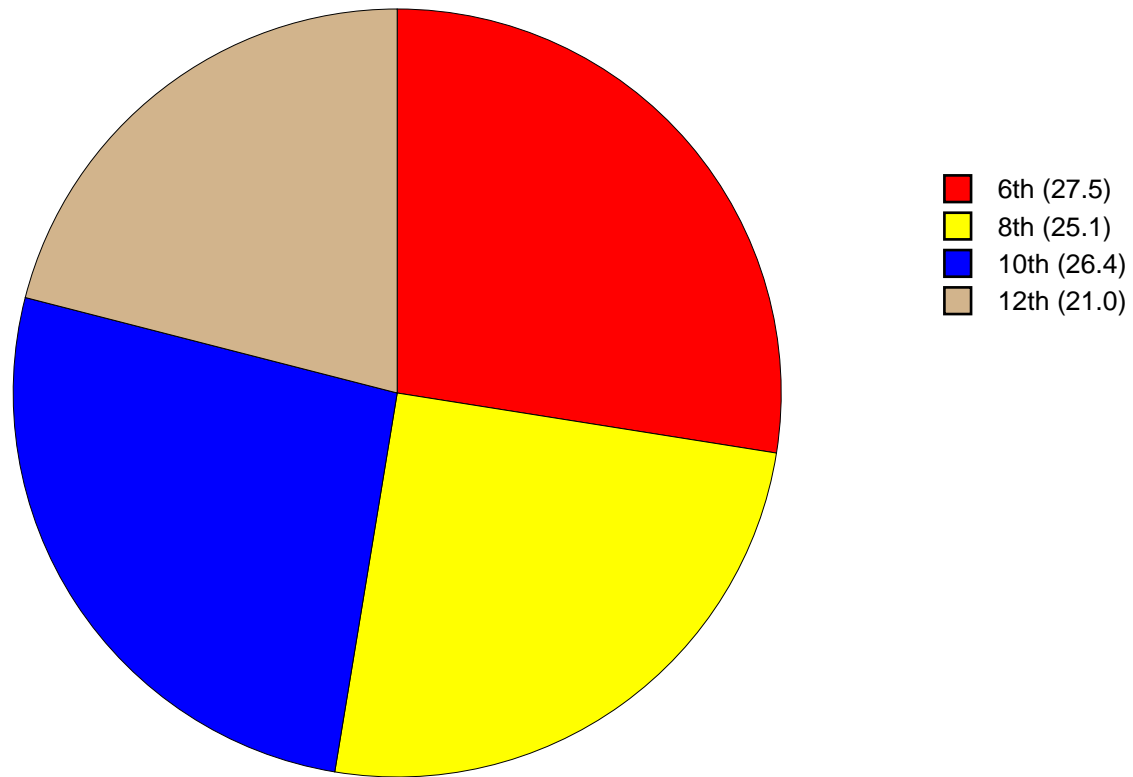


Figure 1: Grade Chart

Gender Chart

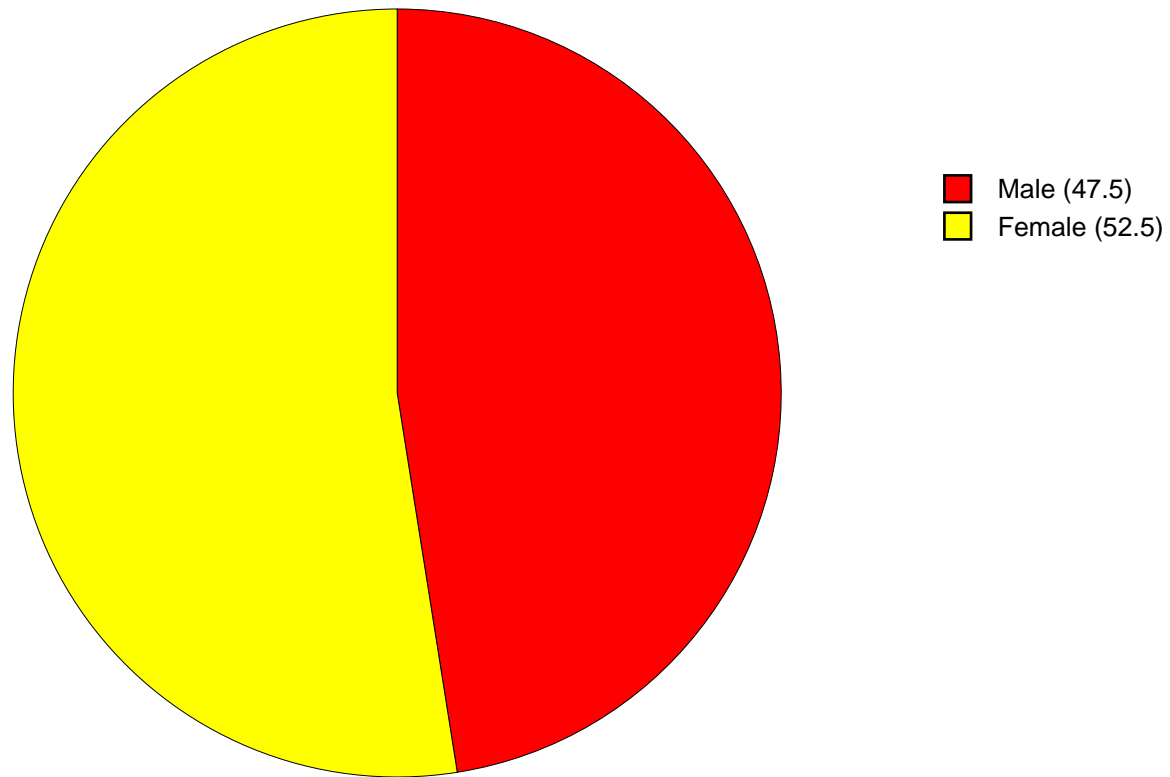


Figure 2: Gender Chart

Age Chart

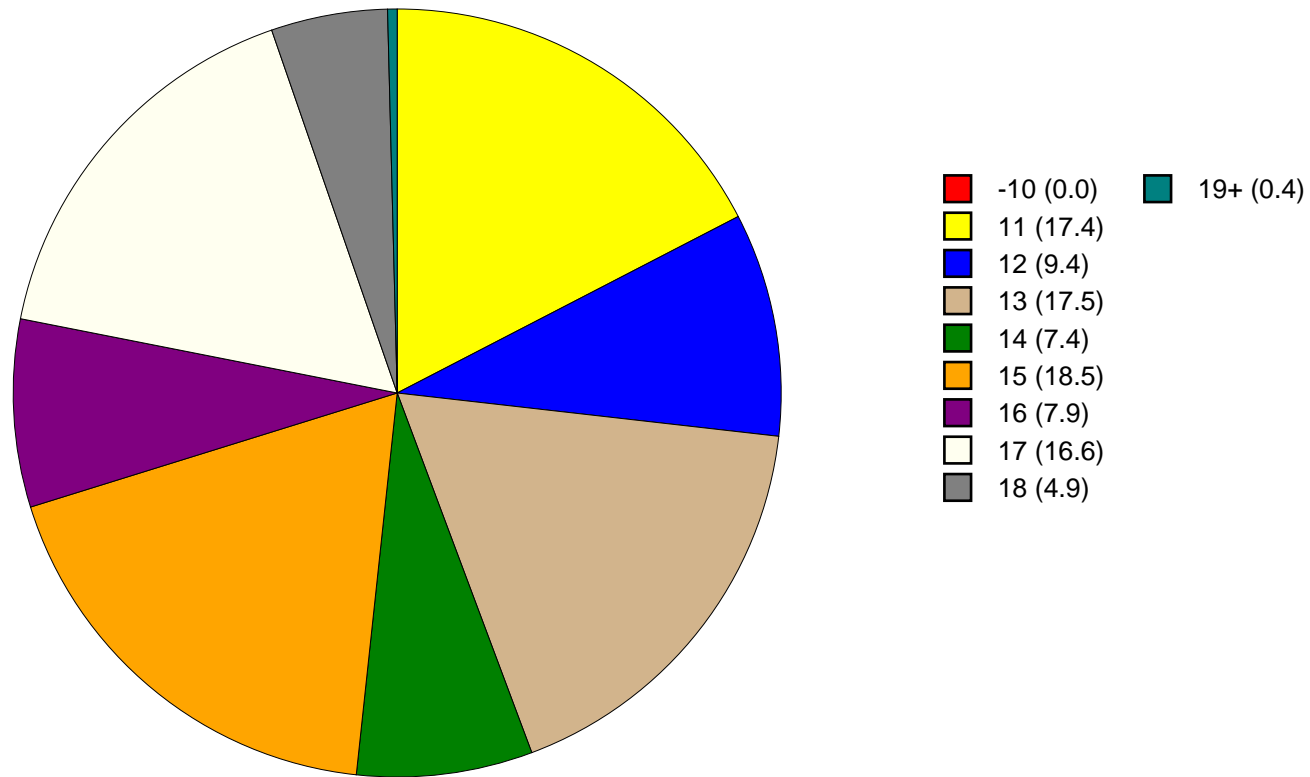


Figure 3: Age Chart

Ethnic Origin Chart

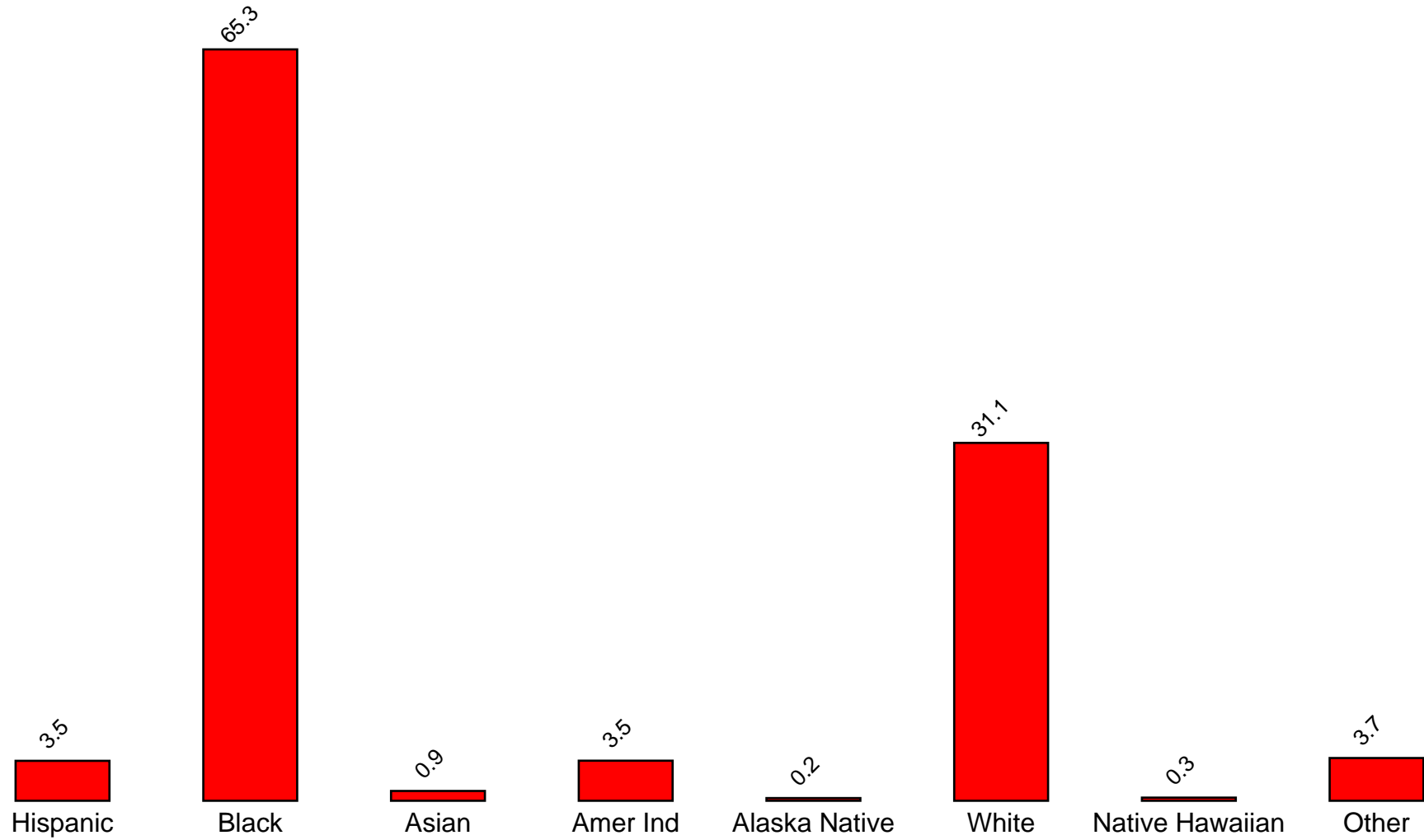


Figure 4: Ethnic Origin Chart

2 PERCENTAGE TABLES

The following tables contain frequency distribution detailing how your students responded to each question on the survey. The tables appear in the same order as the questions on the survey. The tables include breakdowns by grade level as well as overall percentages. The *N of Valid* row is a frequency count of the number of valid responses to each question for each grade and overall. The *N of Miss* row is a frequency count of the number of invalid (marked more than one response) or missing (i.e. did not respond) responses to each question for each grade and overall.

For the questions that allowed more than one response (i.e. race, live with, etc.) each response becomes a separate table. If a student did not mark the response, that was counted as a NO response, and if they did mark the response, that was counted as a YES response. Since a non response is a valid response for these questions, the *N of Miss* will always be zero for these questions.

Table 1: Sex



Response	6	8	10	12	Total	
Male	49.0	48.2	48.2	43.9	47.5	
Female	51.0	51.8	51.8	56.1	52.5	
N of Valid	708	645	679	540	2572	
N of Miss	4	3	4	3	14	

Table 2: Age











Response	6	8	10	12	Total	
10 or younger	0.1	0.0	0.0	0.0	0.0	
11	63.4	0.0	0.0	0.0	17.4	
12	33.9	0.3	0.0	0.0	9.4	
13	2.4	67.2	0.0	0.0	17.5	
14	0.1	29.2	0.1	0.0	7.4	
15	0.0	3.3	66.7	0.0	18.5	
16	0.0	0.0	29.9	0.2	7.9	
17	0.0	0.0	3.1	74.9	16.6	
18	0.0	0.0	0.1	23.3	4.9	
19 or older	0.0	0.0	0.0	1.7	0.4	
N of Valid	705	644	679	541	2569	
N of Miss	7	4	4	2	17	

Table 3: Are you Hispanic or Latino?



Response	6	8	10	12	Total	
No	97.0	96.3	97.6	94.8	96.5	
Yes	3.0	3.7	2.4	5.2	3.5	
N of Valid	669	626	673	540	2508	
N of Miss	43	22	10	3	78	

Table 4: What is your race? Black or African American



Response	6	8	10	12	Total	
No	30.6	36.1	36.6	36.1	34.7	
Yes	69.4	63.9	63.4	63.9	65.3	
N of Valid	712	648	683	543	2586	
N of Miss	0	0	0	0	0	

Table 5: What is your race? Asian



Response	6	8	10	12	Total	
No	99.6	99.2	98.7	99.1	99.1	
Yes	0.4	0.8	1.3	0.9	0.9	
N of Valid	712	648	683	543	2586	
N of Miss	0	0	0	0	0	

Table 6: What is your race? American Indian



Response	6	8	10	12	Total	
No	97.1	95.1	96.8	97.2	96.5	
Yes	2.9	4.9	3.2	2.8	3.5	
N of Valid	712	648	683	543	2586	
N of Miss	0	0	0	0	0	

Table 7: What is your race? Alaska Native



Response	6	8	10	12	Total	
No	100.0	99.7	99.9	99.4	99.8	
Yes	0.0	0.3	0.1	0.6	0.2	
N of Valid	712	648	683	543	2586	
N of Miss	0	0	0	0	0	

Table 8: What is your race? White



Response	6	8	10	12	Total	
No	74.4	67.1	66.5	66.9	68.9	
Yes	25.6	32.9	33.5	33.1	31.1	
N of Valid	712	648	683	543	2586	
N of Miss	0	0	0	0	0	

Table 9: What is your race? Native Hawaiian or Other Pacific Islander



Response	6	8	10	12	Total	
No	99.9	99.7	99.9	99.4	99.7	
Yes	0.1	0.3	0.1	0.6	0.3	
N of Valid	712	648	683	543	2586	
N of Miss	0	0	0	0	0	

Table 10: What is your race? Other



Response	6	8	10	12	Total	
No	96.8	95.8	95.9	96.7	96.3	
Yes	3.2	4.2	4.1	3.3	3.7	
N of Valid	712	648	683	543	2586	
N of Miss	0	0	0	0	0	

Table 11: What is the highest level of schooling completed by your mother or father?









Response	6	8	10	12	Total	
Completed grade school or less	2.9	2.5	1.5	0.7	2.0	
Some high school	3.5	4.6	8.2	13.0	7.1	
Completed high school	14.7	16.7	20.8	23.0	18.6	
Some college	12.0	14.6	17.1	16.9	15.1	
Completed college	26.3	23.4	26.8	32.5	27.0	
Graduate or professional school after college	9.9	12.3	11.4	10.8	11.1	
Don't know	29.2	24.2	12.7	2.8	17.9	
Does not apply	1.5	1.7	1.5	0.2	1.3	
N of Valid	665	636	668	538	2507	
N of Miss	47	12	15	5	79	

Table 12: Think of where you live most of the time. Which of the following people live there with you? Mother



Response	6	8	10	12	Total	
No	13.6	17.7	13.0	15.7	14.9	
Yes	86.4	82.3	87.0	84.3	85.1	
N of Valid	712	648	683	543	2586	
N of Miss	0	0	0	0	0	

Table 13: Think of where you live most of the time. Which of the following people live there with you? Stepmother



Response	6	8	10	12	Total	
No	96.2	96.3	95.0	95.0	95.7	
Yes	3.8	3.7	5.0	5.0	4.3	
N of Valid	712	648	683	543	2586	
N of Miss	0	0	0	0	0	

Table 14: Think of where you live most of the time. Which of the following people live there with you? Foster Mother



Response	6	8	10	12	Total	
No	99.6	99.4	100.0	99.8	99.7	
Yes	0.4	0.6	0.0	0.2	0.3	
N of Valid	712	648	683	543	2586	
N of Miss	0	0	0	0	0	

Table 15: Think of where you live most of the time. Which of the following people live there with you? Grandmother



Response	6	8	10	12	Total	
No	85.0	83.0	90.8	87.7	86.6	
Yes	15.0	17.0	9.2	12.3	13.4	
N of Valid	712	648	683	543	2586	
N of Miss	0	0	0	0	0	

Table 16: Think of where you live most of the time. Which of the following people live there with you? Aunt



Response	6	8	10	12	Total	
No	95.2	93.1	96.0	95.8	95.0	
Yes	4.8	6.9	4.0	4.2	5.0	
N of Valid	712	648	683	543	2586	
N of Miss	0	0	0	0	0	

Table 17: Think of where you live most of the time. Which of the following people live there with you? Father



Response	6	8	10	12	Total	
No	58.8	58.8	58.1	55.6	58.0	
Yes	41.2	41.2	41.9	44.4	42.0	
N of Valid	712	648	683	543	2586	
N of Miss	0	0	0	0	0	

Table 18: Think of where you live most of the time. Which of the following people live there with you? Stepfather



Response	6	8	10	12	Total	
No	85.4	81.5	83.5	86.0	84.0	
Yes	14.6	18.5	16.5	14.0	16.0	
N of Valid	712	648	683	543	2586	
N of Miss	0	0	0	0	0	

Table 19: Think of where you live most of the time. Which of the following people live there with you? Foster Father



Response	6	8	10	12	Total	
No	99.7	99.7	99.9	99.6	99.7	
Yes	0.3	0.3	0.1	0.4	0.3	
N of Valid	712	648	683	543	2586	
N of Miss	0	0	0	0	0	

Table 20: Think of where you live most of the time. Which of the following people live there with you? Grandfather



Response	6	8	10	12	Total	
No	95.2	90.4	94.6	92.8	93.3	
Yes	4.8	9.6	5.4	7.2	6.7	
N of Valid	712	648	683	543	2586	
N of Miss	0	0	0	0	0	

Table 21: Think of where you live most of the time. Which of the following people live there with you? Uncle



Response	6	8	10	12	Total	
No	94.4	94.8	96.9	98.2	95.9	
Yes	5.6	5.2	3.1	1.8	4.1	
N of Valid	712	648	683	543	2586	
N of Miss	0	0	0	0	0	

Table 22: Think of where you live most of the time. Which of the following people live there with you? Other Adults



Response	6	8	10	12	Total	
No	98.0	96.6	98.5	98.7	98.0	
Yes	2.0	3.4	1.5	1.3	2.0	
N of Valid	712	648	683	543	2586	
N of Miss	0	0	0	0	0	

Table 23: Think of where you live most of the time. Which of the following people live there with you? Brother(s)



Response	6	8	10	12	Total	
No	60.5	49.1	62.5	63.2	58.7	
Yes	39.5	50.9	37.5	36.8	41.3	
N of Valid	712	648	683	543	2586	
N of Miss	0	0	0	0	0	

Table 24: Think of where you live most of the time. Which of the following people live there with you? Stepbrother(s)



Response	6	8	10	12	Total	
No	95.6	97.4	97.2	97.8	96.9	
Yes	4.4	2.6	2.8	2.2	3.1	
N of Valid	712	648	683	543	2586	
N of Miss	0	0	0	0	0	

Table 25: Think of where you live most of the time. Which of the following people live there with you? Sister(s)



Response	6	8	10	12	Total	
No	57.3	56.8	61.6	65.0	59.9	
Yes	42.7	43.2	38.4	35.0	40.1	
N of Valid	712	648	683	543	2586	
N of Miss	0	0	0	0	0	

Table 26: Think of where you live most of the time. Which of the following people live there with you? Stepsister(s)

Response	6	8	10	12	Total	
No	97.1	95.5	97.4	97.4	96.8	
Yes	2.9	4.5	2.6	2.6	3.2	
N of Valid	712	648	683	543	2586	
N of Miss	0	0	0	0	0	

Table 27: Think of where you live most of the time. Which of the following people live there with you? Other Children

Response	6	8	10	12	Total	
No	97.5	94.6	95.8	94.7	95.7	
Yes	2.5	5.4	4.2	5.3	4.3	
N of Valid	712	648	683	543	2586	
N of Miss	0	0	0	0	0	

Table 28: In my school, students have lots of chances to help decide things like class activities and rules.

Response	6	8	10	12	Total	
NO!	18.5	21.9	23.5	29.5	23.0	
no	33.6	35.6	33.4	33.0	33.9	
yes	32.1	35.9	37.1	31.1	34.2	
YES!	15.8	6.5	5.9	6.4	8.9	
N of Valid	697	643	673	533	2546	
N of Miss	15	5	10	10	40	

Table 29: Teachers ask me to work on special classroom projects.

Response	6	8	10	12	Total	
NO!	9.7	10.1	11.9	8.3	10.1	
no	22.5	32.9	40.7	39.7	33.6	
yes	41.8	42.9	40.4	42.7	41.9	
YES!	26.0	14.0	7.0	9.3	14.4	
N of Valid	689	641	673	539	2542	
N of Miss	23	7	10	4	44	

Table 30: My teacher(s) notices when I am doing a good job and lets me know about it.

Response	6	8	10	12	Total
NO!	4.8	5.5	9.5	8.4	7.0
no	10.0	17.1	21.6	26.1	18.3
yes	37.6	43.9	48.5	47.4	44.2
YES!	47.6	33.5	20.4	18.1	30.6
N of Valid	691	642	672	536	2541
N of Miss	21	6	11	7	45

Table 31: There are lots of chances for students in my school to get involved in sports, clubs, and other school activities outside of class.

Response	6	8	10	12	Total
NO!	9.1	3.0	3.6	4.3	5.1
no	16.5	9.5	7.7	7.7	10.5
yes	37.8	45.1	44.2	46.2	43.1
YES!	36.6	42.5	44.5	41.9	41.3
N of Valid	691	643	672	535	2541
N of Miss	21	5	11	8	45

Table 32: There are lots of chances for students in my school to talk with a teacher one-on-one.

Response	6	8	10	12	Total
NO!	6.2	5.3	6.1	8.8	6.5
no	10.6	18.2	24.4	22.1	18.6
yes	44.1	44.8	50.1	50.1	47.1
YES!	39.1	31.7	19.4	18.9	27.8
N of Valid	696	638	669	533	2536
N of Miss	16	10	14	10	50

Table 33: I feel safe at my school.





Response	6	8	10	12	Total	
NO!	7.3	10.3	15.2	16.6	12.1	
no	8.8	19.3	20.6	19.6	16.8	
yes	37.3	45.9	49.9	52.0	45.9	
YES!	46.6	24.5	14.3	11.9	25.2	
N of Valid	695	638	670	537	2540	
N of Miss	17	10	13	6	46	

Table 34: The school lets my parents know when I have done something well.





Response	6	8	10	12	Total	
NO!	12.3	20.2	29.3	35.0	23.6	
no	22.6	40.8	43.7	42.1	36.9	
yes	36.8	27.1	22.9	18.7	26.8	
YES!	28.3	11.9	4.2	4.1	12.6	
N of Valid	685	639	673	534	2531	
N of Miss	27	9	10	9	55	

Table 35: My teachers praise me when I work hard in school.





Response	6	8	10	12	Total	
NO!	13.4	15.3	21.3	19.1	17.2	
no	24.4	37.1	40.7	39.0	35.0	
yes	36.6	35.3	30.8	35.6	34.6	
YES!	25.5	12.3	7.2	6.2	13.3	
N of Valid	685	634	663	533	2515	
N of Miss	27	14	20	10	71	

Table 36: Are your school grades better than the grades of most students in your class?

Response	6	8	10	12	Total
NO!	6.4	5.0	5.0	3.6	5.1
no	21.2	23.3	23.9	19.0	22.0
yes	45.3	49.2	51.7	56.5	50.3
YES!	27.2	22.5	19.5	20.9	22.6
N of Valid	685	640	666	531	2522
N of Miss	27	8	17	12	64

Table 37: I have lots of chances to be part of class discussions or activities.

Response	6	8	10	12	Total
NO!	6.6	5.0	3.4	4.9	5.0
no	14.4	16.6	17.3	13.3	15.5
yes	43.6	51.8	59.3	60.3	53.3
YES!	35.3	26.6	20.0	21.5	26.2
N of Valid	699	643	670	534	2546
N of Miss	13	5	13	9	40

Table 38: Now thinking back over the past year in school, how often did you: enjoy being in school?

Response	6	8	10	12	Total
Never	8.2	5.4	7.1	11.0	7.8
Seldom	4.6	6.8	11.6	11.0	8.3
Sometimes	36.7	43.0	44.2	44.0	41.8
Often	20.7	23.3	26.6	25.7	24.0
Almost always	29.8	21.4	10.5	8.3	18.1
N of Valid	692	644	665	529	2530
N of Miss	20	4	18	14	56

Table 39: Now thinking back over the past year in school, how often did you: hate being in school?






Response	6	8	10	12	Total	
Never	31.5	16.7	8.4	5.7	16.2	
Seldom	15.7	21.0	26.0	23.0	21.3	
Sometimes	33.0	40.5	35.0	38.4	36.6	
Often	10.1	14.0	19.7	21.3	16.0	
Almost always	9.8	7.8	10.8	11.6	9.9	
N of Valid	676	642	665	526	2509	
N of Miss	36	6	18	17	77	

Table 40: Now thinking back over the past year in school, how often did you: try to do your best work in school?






Response	6	8	10	12	Total	
Never	0.3	0.6	0.6	1.0	0.6	
Seldom	0.4	0.8	1.8	2.5	1.3	
Sometimes	8.5	7.0	10.7	11.8	9.4	
Often	13.2	26.2	31.9	28.6	24.6	
Almost always	77.6	65.3	55.0	56.2	64.1	
N of Valid	684	640	656	525	2505	
N of Miss	28	8	27	18	81	

Table 41: How often do you feel that the school work you are assigned is meaningful and important?






Response	6	8	10	12	Total	
Never	4.9	5.1	6.4	5.7	5.5	
Seldom	5.4	13.7	12.9	21.0	12.8	
Sometimes	17.6	22.7	32.4	35.8	26.6	
Often	27.1	31.4	29.8	26.9	28.9	
Almost always	45.0	27.2	18.5	10.6	26.2	
N of Valid	680	644	660	528	2512	
N of Miss	32	4	23	15	74	

Table 42: Putting them all together, what were your grades like last year?

Response	6	8	10	12	Total	
Mostly F's	1.1	0.8	0.3	1.5	0.9	
Mostly D's	2.1	1.6	4.9	2.9	2.9	
Mostly C's	13.5	15.4	26.4	23.2	19.5	
Mostly B's	32.4	39.9	42.1	39.8	38.4	
Mostly A's	50.9	42.2	26.3	32.6	38.3	
N of Valid	652	609	632	525	2418	
N of Miss	60	39	51	18	168	

Table 43: How important do you think the things you are learning in school are going to be for your later life?

Response	6	8	10	12	Total	
Very important	73.1	51.9	36.9	24.0	48.1	
Quite important	15.4	22.6	23.1	22.1	20.6	
Fairly important	7.2	16.2	25.9	33.1	19.7	
Slightly important	3.3	6.2	12.4	15.6	9.0	
Not at all important	1.0	3.1	1.7	5.3	2.6	
N of Valid	706	642	661	526	2535	
N of Miss	6	6	22	17	51	

Table 44: How interesting are most of your courses to you?

Response	6	8	10	12	Total	
Very interesting and stimulating	38.2	18.3	12.7	7.4	20.0	
Quite interesting	30.8	32.6	31.9	26.1	30.6	
Fairly interesting	20.8	31.5	36.6	44.0	32.5	
Slightly dull	4.8	12.9	13.5	16.4	11.6	
Very dull	5.5	4.7	5.3	6.0	5.4	
N of Valid	692	641	661	529	2523	
N of Miss	20	7	22	14	63	

Table 45: During the LAST FOUR WEEKS how many whole days of school have you missed because you skipped or 'cut'?


Response	6	8	10	12	Total	
None	79.3	82.3	72.0	72.1	76.7	
1	7.8	5.6	12.6	11.5	9.2	
2	4.5	3.4	5.0	6.4	4.8	
3	4.1	4.2	5.0	5.1	4.6	
04/05/13	2.7	3.1	3.6	3.4	3.2	
06/10/13	0.9	0.8	1.1	0.8	0.9	
11 or more	0.7	0.6	0.8	0.8	0.7	
N of Valid	705	645	661	530	2541	
N of Miss	7	3	22	13	45	

Table 46: What are the chances you would be seen as cool if you: smoked cigarettes?


Response	6	8	10	12	Total	
No or very little chance	88.4	75.9	63.8	72.4	75.3	
Little chance	5.4	12.3	17.9	13.0	12.0	
Some chance	2.5	6.6	11.3	9.0	7.3	
Pretty good chance	1.5	3.6	4.2	3.2	3.1	
Very good chance	2.2	1.6	2.7	2.5	2.2	
N of Valid	670	634	661	525	2490	
N of Miss	42	14	22	18	96	

Table 47: What are the chances you would be seen as cool if you: worked hard at school?

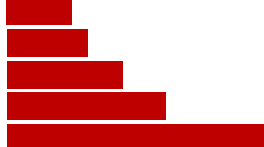
Response	6	8	10	12	Total	
No or very little chance	4.9	10.2	7.3	10.9	8.1	
Little chance	6.5	9.0	16.1	11.9	10.8	
Some chance	9.0	15.7	21.0	21.9	16.5	
Pretty good chance	18.9	25.0	24.8	26.7	23.6	
Very good chance	60.7	40.0	30.9	28.6	40.9	
N of Valid	692	635	658	521	2506	
N of Miss	20	13	25	22	80	

Table 48: What are the chances you would be seen as cool if you: began drinking alcoholic beverages regularly, that is, at least once or twice a month?






Response	6	8	10	12	Total	
No or very little chance	89.3	70.1	49.1	48.9	65.3	
Little chance	5.8	11.7	17.3	14.2	12.1	
Some chance	2.1	7.3	13.6	14.8	9.1	
Pretty good chance	1.6	6.6	14.7	13.4	8.8	
Very good chance	1.2	4.3	5.3	8.6	4.6	
N of Valid	672	633	660	521	2486	
N of Miss	40	15	23	22	100	

Table 49: What are the chances you would be seen as cool if you: defended someone who was being verbally abused at school?






Response	6	8	10	12	Total	
No or very little chance	20.0	14.9	14.5	17.2	16.7	
Little chance	8.7	13.0	15.9	12.6	12.5	
Some chance	11.6	16.7	23.0	23.9	18.5	
Pretty good chance	18.3	24.9	23.9	26.4	23.2	
Very good chance	41.4	30.5	22.6	19.7	29.1	
N of Valid	679	630	660	522	2491	
N of Miss	33	18	23	21	95	

Table 50: What are the chances you would be seen as cool if you: smoked marijuana?






Response	6	8	10	12	Total	
No or very little chance	90.6	74.2	51.4	49.2	67.4	
Little chance	3.4	7.9	11.1	14.0	8.8	
Some chance	1.9	7.1	12.6	11.7	8.1	
Pretty good chance	1.3	4.9	10.0	9.0	6.2	
Very good chance	2.7	5.8	14.9	16.1	9.5	
N of Valid	671	633	658	522	2484	
N of Miss	41	15	25	21	102	

Table 51: What are the chances you would be seen as cool if you: carried a handgun?






Response	6	8	10	12	Total	
No or very little chance	86.2	76.4	67.7	75.1	76.5	
Little chance	5.9	8.0	11.4	9.4	8.6	
Some chance	3.0	5.4	9.8	7.5	6.3	
Pretty good chance	1.3	4.4	3.5	2.1	2.8	
Very good chance	3.6	5.8	7.6	5.9	5.7	
N of Valid	675	635	660	522	2492	
N of Miss	37	13	23	21	94	

Table 52: Think of your four best friends (the friends you feel closest to). In the past year (12 months), how many of your best friends have: participated in clubs, organizations or activities at school?






Response	6	8	10	12	Total	
0	16.9	13.6	13.4	11.7	14.1	
1	15.8	10.8	13.9	9.6	12.7	
2	15.6	17.1	22.2	14.5	17.5	
3	13.0	16.9	14.5	18.4	15.5	
4	38.6	41.5	36.1	45.9	40.2	
N of Valid	691	638	657	523	2509	
N of Miss	21	10	26	20	77	

Table 53: Think of your four best friends (the friends you feel closest to). In the past year (12 months), how many of your best friends have: smoked cigarettes?






Response	6	8	10	12	Total	
0	90.4	78.5	65.2	62.1	74.9	
1	5.1	10.7	14.9	15.1	11.2	
2	1.9	4.9	7.8	9.6	5.8	
3	0.6	2.5	4.4	4.8	3.0	
4	2.0	3.4	7.8	8.4	5.2	
N of Valid	687	638	658	522	2505	
N of Miss	25	10	25	21	81	

Table 54: Think of your four best friends (the friends you feel closest to). In the past year (12 months), how many of your best friends have: tried beer, wine or hard liquor (for example, vodka, whiskey, or gin) when their parents didn't know about it?






Response	6	8	10	12	Total	
0	87.1	63.8	32.3	29.9	54.8	
1	5.3	13.7	15.8	13.1	11.8	
2	2.9	6.6	14.0	13.5	9.0	
3	0.9	6.6	11.8	11.8	7.5	
4	3.8	9.4	26.1	31.8	16.9	
N of Valid	682	641	659	519	2501	
N of Miss	30	7	24	24	85	

Table 55: Think of your four best friends (the friends you feel closest to). In the past year (12 months), how many of your best friends have: made a commitment to stay drug-free?






Response	6	8	10	12	Total	
0	8.6	18.2	31.4	33.8	22.3	
1	4.7	5.8	13.9	15.0	9.6	
2	5.6	6.6	11.4	12.7	8.9	
3	5.5	11.3	13.1	10.0	9.9	
4	75.6	58.2	30.2	28.5	49.3	
N of Valid	677	638	656	520	2491	
N of Miss	35	10	27	23	95	

Table 56: Think of your four best friends (the friends you feel closest to). In the past year (12 months), how many of your best friends have: used marijuana?






Response	6	8	10	12	Total	
0	94.7	81.4	52.7	45.5	70.0	
1	1.9	9.1	15.2	15.2	10.0	
2	1.2	3.6	10.2	11.7	6.4	
3	0.7	2.7	7.6	8.4	4.6	
4	1.5	3.3	14.3	19.2	9.0	
N of Valid	683	640	658	521	2502	
N of Miss	29	8	25	22	84	

Table 57: Think of your four best friends (the friends you feel closest to). In the past year (12 months), how many of your best friends have: used prescription drugs or non-prescription drugs for the purposes of getting high?






Response	6	8	10	12	Total	
0	94.0	88.6	76.0	75.6	84.0	
1	2.9	5.0	11.6	8.1	6.8	
2	1.5	2.7	5.3	7.3	4.0	
3	0.3	1.7	2.6	3.1	1.8	
4	1.3	2.0	4.6	6.0	3.3	
N of Valid	681	640	658	521	2500	
N of Miss	31	8	25	22	86	

Table 58: Think of your four best friends (the friends you feel closest to). In the past year (12 months), how many of your best friends have: used synthetic marijuana (K2, spice) or bath salts?






Response	6	8	10	12	Total	
0	96.1	88.6	81.6	81.2	87.3	
1	1.5	6.1	6.7	6.5	5.1	
2	0.6	1.4	4.7	4.4	2.7	
3	0.3	1.2	2.3	2.9	1.6	
4	1.6	2.6	4.7	5.0	3.4	
N of Valid	686	642	658	521	2507	
N of Miss	26	6	25	22	79	

Table 59: Think of your four best friends (the friends you feel closest to). In the past year (12 months), how many of your best friends have: used LSD, cocaine, amphetamines, or other illegal drugs?






Response	6	8	10	12	Total	
0	97.2	95.1	90.2	89.4	93.2	
1	1.0	2.8	4.0	3.7	2.8	
2	0.1	1.1	2.3	3.3	1.6	
3	0.4	0.2	1.5	1.5	0.9	
4	1.2	0.8	2.0	2.1	1.5	
N of Valid	685	638	654	519	2496	
N of Miss	27	10	29	24	90	

Table 60: Think of your four best friends (the friends you feel closest to). In the past year (12 months), how many of your best friends have: tried to do well in school?






Response	6	8	10	12	Total	
0	2.4	2.8	3.8	4.7	3.3	
1	2.7	3.5	4.4	5.0	3.8	
2	5.7	8.2	12.7	12.2	9.5	
3	10.3	14.2	19.8	15.0	14.8	
4	78.9	71.3	59.3	63.1	68.5	
N of Valid	679	635	656	515	2485	
N of Miss	33	13	27	28	101	

Table 61: Think of your four best friends (the friends you feel closest to). In the past year (12 months), how many of your best friends have: been suspended from school?






Response	6	8	10	12	Total	
0	53.6	44.4	45.8	60.4	50.6	
1	20.2	21.0	21.4	17.9	20.2	
2	10.2	14.1	11.9	11.2	11.8	
3	5.0	9.5	8.7	3.8	6.9	
4	11.0	11.0	12.2	6.7	10.4	
N of Valid	679	639	655	520	2493	
N of Miss	33	9	28	23	93	

Table 62: Think of your four best friends (the friends you feel closest to). In the past year (12 months), how many of your best friends have: liked school?






Response	6	8	10	12	Total	
0	18.6	23.2	28.0	27.8	24.2	
1	8.0	9.4	11.6	11.7	10.1	
2	14.2	18.0	21.9	19.4	18.3	
3	18.4	14.7	16.3	16.7	16.6	
4	40.8	34.7	22.2	24.4	30.9	
N of Valid	684	639	657	521	2501	
N of Miss	28	9	26	22	85	

Table 63: Think of your four best friends (the friends you feel closest to). In the past year (12 months), how many of your best friends have: carried a handgun?






Response	6	8	10	12	Total	
0	93.3	91.3	87.3	88.7	90.3	
1	2.9	4.4	5.5	4.8	4.4	
2	0.7	1.6	2.6	2.1	1.7	
3	1.0	0.9	1.7	1.7	1.3	
4	2.0	1.9	2.9	2.7	2.4	
N of Valid	687	642	655	521	2505	
N of Miss	25	6	28	22	81	

Table 64: Think of your four best friends (the friends you feel closest to). In the past year (12 months), how many of your best friends have: sold illegal drugs?






Response	6	8	10	12	Total	
0	96.8	93.1	83.0	81.1	88.9	
1	1.3	3.0	7.8	7.9	4.8	
2	0.1	1.6	4.7	4.8	2.7	
3	0.3	0.9	2.0	2.9	1.4	
4	1.5	1.4	2.6	3.3	2.1	
N of Valid	681	640	657	518	2496	
N of Miss	31	8	26	25	90	

Table 65: Think of your four best friends (the friends you feel closest to). In the past year (12 months), how many of your best friends have: regularly attended religious services?






Response	6	8	10	12	Total	
0	30.5	26.6	22.3	15.0	24.1	
1	6.9	10.6	10.7	11.6	9.8	
2	7.4	12.4	20.3	18.1	14.4	
3	12.8	15.9	16.2	18.5	15.7	
4	42.3	34.5	30.5	36.8	36.0	
N of Valid	662	635	655	519	2471	
N of Miss	50	13	28	24	115	

Table 66: Think of your four best friends (the friends you feel closest to). In the past year (12 months), how many of your best friends have: stolen or tried to steal a motor vehicle such as a car or motorcycle?

Response	6	8	10	12	Total	
0	95.9	93.9	89.8	92.5	93.1	
1	2.6	3.6	5.3	3.7	3.8	
2	0.3	1.1	2.3	1.9	1.4	
3	0.3	0.5	0.9	0.6	0.6	
4	0.9	0.9	1.7	1.3	1.2	
N of Valid	687	643	658	519	2507	
N of Miss	25	5	25	24	79	

Table 67: Think of your four best friends (the friends you feel closest to). In the past year (12 months), how many of your best friends have: been arrested?

Response	6	8	10	12	Total	
0	85.3	77.0	68.0	77.5	77.0	
1	8.7	12.2	14.3	10.6	11.5	
2	2.9	5.6	7.6	6.7	5.6	
3	1.2	1.2	3.8	1.9	2.0	
4	1.9	3.9	6.4	3.3	3.9	
N of Valid	688	640	659	519	2506	
N of Miss	24	8	24	24	80	

Table 68: Think of your four best friends (the friends you feel closest to). In the past year (12 months), how many of your best friends have: dropped out of school?

Response	6	8	10	12	Total	
0	91.8	95.6	90.1	86.2	91.2	
1	5.7	3.0	6.1	8.5	5.7	
2	0.9	0.5	2.0	3.3	1.6	
3	0.4	0.5	0.9	0.8	0.6	
4	1.2	0.5	0.9	1.3	1.0	
N of Valid	686	635	657	520	2498	
N of Miss	26	13	26	23	88	

Table 69: Think of your four best friends (the friends you feel closest to). In the past year (12 months), how many of your best friends have: been members of a gang?






Response	6	8	10	12	Total	
0	86.2	77.6	73.1	80.4	79.4	
1	5.1	7.2	8.4	6.2	6.7	
2	2.6	5.8	6.7	4.2	4.8	
3	1.6	2.2	3.8	1.9	2.4	
4	4.5	7.2	8.1	7.3	6.7	
N of Valid	689	639	657	520	2505	
N of Miss	23	9	26	23	81	

Table 70: How old were you when you first: smoked marijuana?










Response	6	8	10	12	Total	
Never	97.7	92.3	73.1	63.6	82.9	
10 or younger	0.6	1.6	1.7	1.7	1.4	
11	0.9	1.1	2.6	1.1	1.4	
12	0.4	2.0	3.6	1.5	1.9	
13	0.3	2.5	4.0	2.9	2.4	
14	0.0	0.5	6.6	5.2	2.9	
15	0.0	0.0	7.6	6.1	3.2	
16	0.0	0.0	0.6	10.0	2.2	
17 or older	0.1	0.0	0.2	7.9	1.7	
N of Valid	700	636	647	522	2505	
N of Miss	12	12	36	21	81	

Table 71: How old were you when you first: smoked a cigarette, even just a puff?










Response	6	8	10	12	Total	
Never	90.8	75.9	62.1	67.8	74.8	
10 or younger	5.3	10.1	9.4	5.5	7.6	
11	2.7	4.7	4.0	2.9	3.6	
12	1.0	4.8	6.0	2.9	3.7	
13	0.0	3.6	5.4	3.0	2.9	
14	0.0	0.6	7.2	3.0	2.7	
15	0.0	0.3	4.9	4.2	2.2	
16	0.0	0.0	0.6	6.1	1.4	
17 or older	0.1	0.0	0.3	4.6	1.1	
N of Valid	698	642	649	525	2514	
N of Miss	14	6	34	18	72	

Table 72: How old were you when you first: had more than a sip or two of beer, wine or hard liquor (for example, vodka, whiskey, or gin)?










Response	6	8	10	12	Total	
Never	83.1	60.5	37.3	33.2	55.1	
10 or younger	10.2	10.8	12.1	9.7	10.7	
11	5.6	5.6	4.8	3.1	4.9	
12	1.0	10.6	7.5	4.4	5.8	
13	0.0	9.4	7.1	5.5	5.4	
14	0.0	2.7	12.9	8.4	5.8	
15	0.0	0.5	15.5	9.5	6.1	
16	0.0	0.0	2.5	13.4	3.4	
17 or older	0.1	0.0	0.5	12.8	2.8	
N of Valid	698	641	652	524	2515	
N of Miss	14	7	31	19	71	

Table 73: How old were you when you first: began drinking alcoholic beverages regularly, that is, at least once or twice a month?










Response	6	8	10	12	Total	
Never	98.1	91.9	80.1	69.6	86.0	
10 or younger	0.4	0.9	1.7	1.0	1.0	
11	0.9	0.8	0.6	0.0	0.6	
12	0.3	1.4	2.0	1.5	1.3	
13	0.1	4.2	3.2	1.7	2.3	
14	0.0	0.8	4.9	3.1	2.1	
15	0.0	0.0	6.1	3.5	2.3	
16	0.0	0.0	1.2	9.6	2.3	
17 or older	0.1	0.0	0.2	10.0	2.1	
N of Valid	699	641	653	520	2513	
N of Miss	13	7	30	23	73	

Table 74: How old were you when you first: used Daztrex?


Response	6	8	10	12	Total	
Never	100.0	100.0	100.0	100.0	100.0	
10 or younger	0.0	0.0	0.0	0.0	0.0	
11	0.0	0.0	0.0	0.0	0.0	
12	0.0	0.0	0.0	0.0	0.0	
13	0.0	0.0	0.0	0.0	0.0	
14	0.0	0.0	0.0	0.0	0.0	
15	0.0	0.0	0.0	0.0	0.0	
16	0.0	0.0	0.0	0.0	0.0	
17 or older	0.0	0.0	0.0	0.0	0.0	
N of Valid	678	638	645	518	2479	
N of Miss	34	10	38	25	107	

Table 75: How old were you when you first: got suspended from school?










Response	6	8	10	12	Total	
Never	75.5	63.8	61.3	62.6	66.2	
10 or younger	15.0	10.9	12.1	6.3	11.4	
11	8.1	8.5	4.1	3.6	6.2	
12	1.2	8.7	6.1	3.6	4.9	
13	0.0	6.3	6.4	5.9	4.5	
14	0.0	1.6	6.9	5.9	3.4	
15	0.1	0.0	2.8	5.6	1.9	
16	0.1	0.2	0.3	5.0	1.2	
17 or older	0.0	0.0	0.0	1.3	0.3	
N of Valid	695	633	638	522	2488	
N of Miss	17	15	45	21	98	

Table 76: How old were you when you first: got arrested?










Response	6	8	10	12	Total	
Never	96.7	92.2	87.8	90.6	92.0	
10 or younger	1.7	1.2	0.6	0.6	1.1	
11	1.2	0.6	0.6	0.6	0.8	
12	0.3	2.2	1.5	0.2	1.1	
13	0.1	2.8	2.2	1.0	1.5	
14	0.0	0.9	3.4	1.3	1.4	
15	0.0	0.0	3.2	1.7	1.2	
16	0.0	0.0	0.6	2.5	0.7	
17 or older	0.0	0.0	0.0	1.5	0.3	
N of Valid	695	640	649	523	2507	
N of Miss	17	8	34	20	79	

Table 77: How old were you when you first: carried a handgun?










Response	6	8	10	12	Total	
Never	96.3	95.3	92.4	92.4	94.2	
10 or younger	1.3	1.1	1.7	1.1	1.3	
11	1.7	0.9	0.8	0.0	0.9	
12	0.6	0.8	0.8	0.0	0.6	
13	0.1	1.6	1.5	1.1	1.1	
14	0.0	0.3	1.4	1.0	0.6	
15	0.0	0.0	0.9	1.5	0.6	
16	0.0	0.0	0.5	1.1	0.4	
17 or older	0.0	0.0	0.0	1.7	0.4	
N of Valid	695	637	646	523	2501	
N of Miss	17	11	37	20	85	

Table 78: How old were you when you first: attacked someone with the idea of seriously hurting them?










Response	6	8	10	12	Total	
Never	85.1	77.8	71.3	76.6	77.9	
10 or younger	6.5	6.9	6.0	5.0	6.2	
11	6.9	2.8	2.9	1.9	3.8	
12	1.3	5.5	3.7	1.5	3.0	
13	0.1	5.5	4.3	4.0	3.4	
14	0.0	1.4	5.7	2.3	2.3	
15	0.0	0.2	4.8	3.3	2.0	
16	0.0	0.0	1.2	3.1	1.0	
17 or older	0.0	0.0	0.0	2.3	0.5	
N of Valid	691	641	648	522	2502	
N of Miss	21	7	35	21	84	

Table 79: How old were you when you first: belonged to a gang?










Response	6	8	10	12	Total	
Never	95.1	93.0	92.6	92.9	93.5	
10 or younger	1.7	1.4	1.8	0.8	1.5	
11	2.0	2.2	1.7	0.4	1.6	
12	0.9	0.6	0.6	0.6	0.7	
13	0.1	2.3	1.1	0.6	1.0	
14	0.0	0.5	1.1	2.3	0.9	
15	0.0	0.0	0.9	0.4	0.3	
16	0.0	0.0	0.2	1.5	0.4	
17 or older	0.1	0.0	0.0	0.6	0.2	
N of Valid	698	641	649	523	2511	
N of Miss	14	7	34	20	75	

Table 80: How wrong do you think it is for someone your age to: take a handgun to school?





Response	6	8	10	12	Total	
Very wrong	92.7	89.3	84.4	88.0	88.7	
Wrong	5.3	6.1	10.2	7.8	7.3	
A little bit wrong	1.1	4.0	3.4	2.9	2.8	
Not wrong at all	0.9	0.6	2.0	1.3	1.2	
N of Valid	703	643	654	524	2524	
N of Miss	9	5	29	19	62	

Table 81: How wrong do you think it is for someone your age to: steal anything worth more than \$5?





Response	6	8	10	12	Total	
Very wrong	73.1	65.7	61.3	69.8	67.5	
Wrong	19.6	27.4	26.9	20.8	23.7	
A little bit wrong	6.2	6.1	8.9	7.3	7.1	
Not wrong at all	1.2	0.8	2.9	2.1	1.7	
N of Valid	695	638	651	524	2508	
N of Miss	17	10	32	19	78	

Table 82: How wrong do you think it is for someone your age to: pick a fight with someone?

Response	6	8	10	12	Total	
Very wrong	64.4	54.5	50.2	61.7	57.6	
Wrong	22.1	27.9	27.5	22.9	25.2	
A little bit wrong	9.7	13.5	17.5	11.3	13.0	
Not wrong at all	3.8	4.1	4.8	4.0	4.2	
N of Valid	691	638	644	520	2493	
N of Miss	21	10	39	23	93	

Table 83: How wrong do you think it is for someone your age to: attack someone with the idea of seriously hurting them?

Response	6	8	10	12	Total	
Very wrong	82.1	69.0	62.8	70.8	71.4	
Wrong	9.7	16.1	19.4	15.3	15.0	
A little bit wrong	5.8	10.0	12.9	10.4	9.7	
Not wrong at all	2.4	4.9	4.9	3.5	3.9	
N of Valid	702	639	650	518	2509	
N of Miss	10	9	33	25	77	

Table 84: How wrong do you think it is for someone your age to: stay away from school all day when their parents think they are at school?

Response	6	8	10	12	Total	
Very wrong	85.1	74.3	59.0	61.2	70.6	
Wrong	11.0	17.7	25.7	20.7	18.5	
A little bit wrong	2.4	6.6	11.7	14.2	8.3	
Not wrong at all	1.4	1.4	3.7	3.8	2.5	
N of Valid	697	639	651	521	2508	
N of Miss	15	9	32	22	78	

Table 85: How wrong do you think it is for someone your age to: drink beer, wine or hard liquor (for example, vodka, whiskey, or gin) regularly?

Response	6	8	10	12	Total	
Very wrong	87.6	74.2	47.4	48.1	65.6	
Wrong	7.3	12.5	22.0	17.8	14.6	
A little bit wrong	3.0	8.5	21.8	20.3	12.9	
Not wrong at all	2.1	4.9	8.8	13.8	7.0	
N of Valid	702	639	650	522	2513	
N of Miss	10	9	33	21	73	

Table 86: How wrong do you think it is for someone your age to: smoke cigarettes?

Response	6	8	10	12	Total	
Very wrong	88.2	77.3	62.4	61.8	73.3	
Wrong	6.9	14.7	19.0	16.9	14.1	
A little bit wrong	2.9	5.3	12.5	12.3	7.9	
Not wrong at all	2.0	2.7	6.0	9.0	4.7	
N of Valid	697	640	647	521	2505	
N of Miss	15	8	36	22	81	

Table 87: How wrong do you think it is for someone your age to: smoke marijuana?

Response	6	8	10	12	Total	
Very wrong	93.4	82.4	59.0	55.2	73.8	
Wrong	3.9	8.9	15.8	16.3	10.8	
A little bit wrong	1.0	4.7	11.6	13.5	7.3	
Not wrong at all	1.7	4.1	13.6	15.0	8.1	
N of Valid	701	641	646	520	2508	
N of Miss	11	7	37	23	78	

Table 88: How wrong do you think it is for someone your age to: use prescription drugs or non-prescription drugs for the purpose of getting high?





Response	6	8	10	12	Total	
Very wrong	90.6	88.7	77.3	77.5	84.0	
Wrong	6.4	7.8	13.9	12.9	10.1	
A little bit wrong	1.6	2.0	5.4	5.6	3.5	
Not wrong at all	1.4	1.4	3.4	4.0	2.5	
N of Valid	700	639	647	521	2507	
N of Miss	12	9	36	22	79	

Table 89: How wrong do you think it is for someone your age to: use synthetic marijuana (K2, spice) or bath salts?





Response	6	8	10	12	Total	
Very wrong	93.0	90.0	78.5	80.8	85.9	
Wrong	4.7	6.1	11.6	10.9	8.2	
A little bit wrong	1.1	2.3	4.5	3.8	2.9	
Not wrong at all	1.1	1.6	5.4	4.4	3.0	
N of Valid	696	639	646	521	2502	
N of Miss	16	9	37	22	84	

Table 90: How wrong do you think it is for someone your age to: use LSD, cocaine, amphetamines or another illegal drug?





Response	6	8	10	12	Total	
Very wrong	95.7	94.4	87.6	89.0	91.9	
Wrong	3.1	3.9	8.2	7.1	5.5	
A little bit wrong	0.3	0.9	2.2	1.9	1.3	
Not wrong at all	0.9	0.8	2.0	1.9	1.4	
N of Valid	700	638	646	520	2504	
N of Miss	12	10	37	23	82	

Table 91: At school during the past 12 months, did you receive help from the resource teacher, speech therapist or other special education teacher?



Response	6	8	10	12	Total	
No	79.7	86.9	90.7	93.3	87.2	
Yes	20.3	13.1	9.3	6.7	12.8	
N of Valid	630	588	580	480	2278	
N of Miss	82	60	103	63	308	

Table 92: How many times in the past year (12 months) have you: been suspended from school?









Response	6	8	10	12	Total	
Never	78.4	75.4	77.4	83.5	78.5	
1 to 2 times	15.9	18.0	17.6	12.5	16.2	
3 to 5 times	3.0	4.4	2.5	2.7	3.2	
6 to 9 times	1.4	1.1	0.8	0.6	1.0	
10 to 19 times	0.6	0.8	0.8	0.0	0.6	
20 to 29 times	0.3	0.0	0.5	0.2	0.2	
30 to 39 times	0.1	0.0	0.0	0.0	0.0	
40+ times	0.1	0.3	0.5	0.6	0.4	
N of Valid	691	639	642	522	2494	
N of Miss	21	9	41	21	92	

Table 93: How many times in the past year (12 months) have you: carried a handgun?









Response	6	8	10	12	Total	
Never	96.1	95.0	93.0	93.7	94.5	
1 to 2 times	2.3	2.2	3.4	2.9	2.7	
3 to 5 times	1.0	1.3	0.9	1.2	1.1	
6 to 9 times	0.1	0.6	0.9	0.2	0.5	
10 to 19 times	0.1	0.2	0.2	0.6	0.2	
20 to 29 times	0.0	0.2	0.3	0.4	0.2	
30 to 39 times	0.0	0.0	0.0	0.2	0.0	
40+ times	0.3	0.6	1.2	1.0	0.8	
N of Valid	691	638	644	521	2494	
N of Miss	21	10	39	22	92	

Table 94: How many times in the past year (12 months) have you: sold illegal drugs?









Response	6	8	10	12	Total	
Never	99.6	98.3	94.6	94.2	96.8	
1 to 2 times	0.3	0.8	1.9	1.5	1.1	
3 to 5 times	0.0	0.3	0.9	1.2	0.6	
6 to 9 times	0.0	0.3	0.9	1.2	0.6	
10 to 19 times	0.0	0.0	0.8	1.0	0.4	
20 to 29 times	0.0	0.2	0.0	0.0	0.0	
30 to 39 times	0.0	0.0	0.3	0.0	0.1	
40+ times	0.1	0.2	0.6	1.0	0.4	
N of Valid	685	635	644	521	2485	
N of Miss	27	13	39	22	101	

Table 95: How many times in the past year (12 months) have you: stolen or tried to steal a motor vehicle such as a car or motorcycle?







Response	6	8	10	12	Total	
Never	99.3	97.8	97.2	98.1	98.1	
1 to 2 times	0.7	1.4	1.9	1.2	1.3	
3 to 5 times	0.0	0.5	0.5	0.0	0.2	
6 to 9 times	0.0	0.2	0.3	0.2	0.2	
10 to 19 times	0.0	0.0	0.2	0.4	0.1	
20 to 29 times	0.0	0.0	0.0	0.0	0.0	
30 to 39 times	0.0	0.0	0.0	0.0	0.0	
40+ times	0.0	0.2	0.0	0.2	0.1	
N of Valid	678	638	643	519	2478	
N of Miss	34	10	40	24	108	

Table 96: How many times in the past year (12 months) have you: participated in clubs, organizations or activities at school?









Response	6	8	10	12	Total	
Never	32.2	25.4	25.4	27.7	27.8	
1 to 2 times	26.9	23.0	22.3	12.7	21.8	
3 to 5 times	12.7	17.8	17.0	12.1	15.0	
6 to 9 times	9.8	10.4	8.4	8.3	9.3	
10 to 19 times	5.7	9.3	7.6	9.4	7.9	
20 to 29 times	2.2	3.5	3.9	8.7	4.3	
30 to 39 times	2.2	0.8	1.7	3.5	2.0	
40+ times	8.3	9.8	13.6	17.5	12.0	
N of Valid	684	634	641	519	2478	
N of Miss	28	14	42	24	108	

Table 97: How many times in the past year (12 months) have you: been arrested?









Response	6	8	10	12	Total	
Never	95.5	94.0	90.2	94.4	93.5	
1 to 2 times	3.2	5.1	6.6	4.2	4.8	
3 to 5 times	0.6	0.6	1.6	0.4	0.8	
6 to 9 times	0.1	0.0	0.6	0.6	0.3	
10 to 19 times	0.4	0.2	0.3	0.2	0.3	
20 to 29 times	0.1	0.2	0.5	0.0	0.2	
30 to 39 times	0.0	0.0	0.2	0.0	0.0	
40+ times	0.0	0.0	0.2	0.2	0.1	
N of Valid	684	633	640	519	2476	
N of Miss	28	15	43	24	110	

Table 98: How many times in the past year (12 months) have you: attacked someone with the idea of seriously hurting them?


Response	6	8	10	12	Total	
Never	84.6	80.3	78.1	85.0	81.9	
1 to 2 times	10.2	11.3	14.4	9.6	11.4	
3 to 5 times	2.6	4.2	3.3	2.9	3.3	
6 to 9 times	0.9	1.7	1.7	1.3	1.4	
10 to 19 times	1.2	0.8	0.6	0.4	0.8	
20 to 29 times	0.3	0.3	0.5	0.0	0.3	
30 to 39 times	0.0	0.3	0.3	0.4	0.2	
40+ times	0.3	1.1	1.1	0.4	0.7	
N of Valid	689	639	638	521	2487	
N of Miss	23	9	45	22	99	

Table 99: How many times in the past year (12 months) have you: been drunk or high at school?


Response	6	8	10	12	Total	
Never	98.1	93.7	83.1	83.8	90.1	
1 to 2 times	1.5	4.1	9.3	6.9	5.3	
3 to 5 times	0.1	1.3	2.8	2.7	1.6	
6 to 9 times	0.1	0.5	1.7	1.3	0.9	
10 to 19 times	0.1	0.3	0.6	0.8	0.4	
20 to 29 times	0.0	0.0	0.6	0.4	0.2	
30 to 39 times	0.0	0.0	0.2	0.4	0.1	
40+ times	0.0	0.2	1.7	3.7	1.2	
N of Valid	687	639	644	519	2489	
N of Miss	25	9	39	24	97	

Table 100: How many times in the past year (12 months) have you: taken a handgun to school?








Response	6	8	10	12	Total	
Never	99.4	99.2	98.4	99.0	99.0	
1 to 2 times	0.3	0.8	0.6	0.2	0.5	
3 to 5 times	0.0	0.0	0.2	0.2	0.1	
6 to 9 times	0.0	0.0	0.2	0.0	0.0	
10 to 19 times	0.3	0.0	0.2	0.2	0.2	
20 to 29 times	0.0	0.0	0.0	0.0	0.0	
30 to 39 times	0.0	0.0	0.3	0.0	0.1	
40+ times	0.0	0.0	0.2	0.4	0.1	
N of Valid	682	639	642	521	2484	
N of Miss	30	9	41	22	102	

Table 101: Are you currently on probation, or assigned a probation officer with Juvenile Court?



Response	6	8	10	12	Total	
No	96.0	94.8	94.1	96.7	95.3	
Yes	4.0	5.2	5.9	3.3	4.7	
N of Valid	596	596	595	489	2276	
N of Miss	116	52	88	54	310	

Table 102: Have you ever belonged to a gang?






Response	6	8	10	12	Total	
No	92.3	90.1	88.3	88.3	89.9	
No, but would like to	1.3	1.9	2.0	2.3	1.8	
Yes, in the past	4.7	4.4	4.5	3.7	4.4	
Yes, belong now	1.3	2.8	4.4	5.0	3.2	
Yes, but would like to get out	0.4	0.8	0.8	0.6	0.6	
N of Valid	700	638	642	515	2495	
N of Miss	12	10	41	28	91	

Table 103: If you have ever belonged to a gang, did that gang have a name?




Response	6	8	10	12	Total	
No	7.2	6.3	11.6	14.1	9.5	
Yes	6.5	8.0	9.5	9.7	8.3	
I have never belonged to a gang	86.3	85.7	78.9	76.2	82.1	
N of Valid	693	635	631	516	2475	
N of Miss	19	13	52	27	111	

Table 104: You are at a party at someone's house, and one of your friends offers you a drink containing alcohol. What would you say or do?





Response	6	8	10	12	Total	
Drink it	4.8	16.1	34.0	33.3	21.1	
Tell your friend, 'No thanks, I don't drink' and suggest that you and your friend go and do something else	43.7	37.5	25.0	27.0	33.9	
Just say, 'No thanks' and walk away	32.9	35.0	31.4	33.7	33.2	
Make up a good excuse, tell your friend you had something else to do, and leave	18.6	11.4	9.6	6.0	11.9	
N of Valid	693	632	633	514	2472	
N of Miss	19	16	50	29	114	

Table 105: How often do you attend religious services or activities?





Response	6	8	10	12	Total	
Never	19.1	12.7	12.8	5.8	13.1	
Rarely	18.3	20.9	23.5	21.4	21.0	
1-2 Times a Month	9.5	14.2	14.3	13.6	12.8	
About Once a Week or More	53.1	52.2	49.4	59.1	53.2	
N of Valid	687	632	635	513	2467	
N of Miss	25	16	48	30	119	

Table 106: I think sometimes it's okay to cheat at school.





Response	6	8	10	12	Total	
NO!	66.5	36.6	18.0	21.5	37.1	
no	22.7	35.2	34.6	30.2	30.5	
yes	9.0	24.9	38.2	40.7	27.1	
YES!	1.9	3.3	9.1	7.6	5.3	
N of Valid	701	639	638	516	2494	
N of Miss	11	9	45	27	92	

Table 107: It is important to think before you act.





Response	6	8	10	12	Total	
NO!	4.7	1.6	1.3	3.1	2.7	
no	1.4	3.0	2.8	2.5	2.4	
yes	23.6	26.1	29.3	29.3	26.9	
YES!	70.2	69.3	66.6	65.0	68.0	
N of Valid	698	639	635	512	2484	
N of Miss	14	9	48	31	102	

Table 108: Sometimes I think that life is not worth it.





Response	6	8	10	12	Total	
NO!	61.4	48.9	50.6	57.1	54.5	
no	19.7	22.4	19.6	24.0	21.3	
yes	11.1	18.1	20.8	14.2	16.0	
YES!	7.8	10.7	8.9	4.7	8.2	
N of Valid	691	626	626	508	2451	
N of Miss	21	22	57	35	135	

Table 109: At times I think I am no good at all.

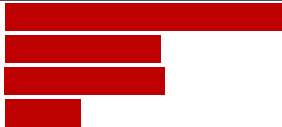
Response	6	8	10	12	Total	
NO!	48.1	38.6	39.8	46.2	43.2	
no	20.3	21.1	24.2	27.9	23.1	
yes	20.6	27.6	26.4	20.7	23.9	
YES!	11.1	12.6	9.6	5.3	9.9	
N of Valid	695	634	625	513	2467	
N of Miss	17	14	58	30	119	

Table 110: All in all, I am inclined to think that I am a failure.


Response	6	8	10	12	Total	
NO!	65.7	55.6	59.4	62.8	60.9	
no	20.1	25.4	27.6	27.9	25.0	
yes	9.6	13.9	9.0	6.4	9.9	
YES!	4.7	5.0	4.0	2.9	4.2	
N of Valid	688	638	630	513	2469	
N of Miss	24	10	53	30	117	

Table 111: In the past year, have you felt depressed or sad MOST days, even if you felt okay sometimes?


Response	6	8	10	12	Total	
NO!	33.6	28.5	27.4	34.1	30.8	
no	18.1	15.7	19.2	21.1	18.4	
yes	26.9	31.3	32.0	29.6	29.9	
YES!	21.4	24.4	21.4	15.2	20.9	
N of Valid	691	635	631	507	2464	
N of Miss	21	13	52	36	122	

Table 112: It is all right to beat up people if they start the fight.





Response	6	8	10	12	Total	
NO!	47.6	26.1	21.9	26.4	31.1	
no	17.2	17.0	17.2	19.5	17.6	
yes	16.9	26.1	24.4	20.1	21.8	
YES!	18.3	30.9	36.5	34.1	29.5	
N of Valid	693	637	627	508	2465	
N of Miss	19	11	56	35	121	

Table 113: I think it is okay to take something without asking if you can get away with it.





Response	6	8	10	12	Total	
NO!	80.2	65.9	57.7	64.4	67.5	
no	15.5	29.8	34.8	27.7	26.6	
yes	2.7	3.0	5.4	5.5	4.1	
YES!	1.6	1.3	2.1	2.4	1.8	
N of Valid	692	634	629	509	2464	
N of Miss	20	14	54	34	122	

Table 114: Where do you get the most information about living a drug and alcohol free life? Parents/guardians





Response	6	8	10	12	Total	
All the time	63.6	54.2	51.6	49.9	55.3	
Most	17.2	21.1	20.5	23.0	20.3	
Some	9.0	11.9	14.1	14.7	12.2	
Very little	10.2	12.8	13.8	12.4	12.2	
N of Valid	679	631	624	509	2443	
N of Miss	33	17	59	34	143	

Table 115: Where do you get the most information about living a drug and alcohol free life? Friends





Response	6	8	10	12	Total	
All the time	24.7	17.2	13.6	15.9	18.1	
Most	16.0	17.7	15.7	19.3	17.0	
Some	22.9	29.1	30.4	31.0	28.1	
Very little	36.4	36.1	40.4	33.8	36.8	
N of Valid	668	623	619	509	2419	
N of Miss	44	25	64	34	167	

Table 116: Where do you get the most information about living a drug and alcohol free life? Family members





Response	6	8	10	12	Total	
All the time	55.5	46.9	34.7	31.9	43.1	
Most	20.9	22.2	24.7	24.0	22.9	
Some	12.1	17.4	25.5	25.6	19.7	
Very little	11.5	13.4	15.0	18.5	14.4	
N of Valid	670	625	619	504	2418	
N of Miss	42	23	64	39	168	

Table 117: Where do you get the most information about living a drug and alcohol free life? School





Response	6	8	10	12	Total	
All the time	63.7	54.6	35.5	29.4	46.9	
Most	16.7	24.1	25.6	23.9	22.4	
Some	9.3	12.1	22.9	24.1	16.6	
Very little	10.3	9.1	16.0	22.7	14.0	
N of Valid	669	626	620	507	2422	
N of Miss	43	22	63	36	164	

Table 118: Where do you get the most information about living a drug and alcohol free life? Internet





Response	6	8	10	12	Total	
All the time	22.7	19.2	14.5	14.5	18.0	
Most	9.2	11.5	13.1	13.7	11.7	
Some	17.3	21.6	24.8	24.0	21.7	
Very little	50.8	47.7	47.6	47.8	48.6	
N of Valid	660	620	613	504	2397	
N of Miss	52	28	70	39	189	

Table 119: Where do you get the most information about living a drug and alcohol free life? TV





Response	6	8	10	12	Total	
All the time	23.7	23.3	18.4	16.1	20.6	
Most	12.1	17.1	18.9	16.7	16.1	
Some	24.6	27.3	29.0	28.3	27.2	
Very little	39.6	32.3	33.6	38.9	36.0	
N of Valid	667	619	613	509	2408	
N of Miss	45	29	70	34	178	

Table 120: Where do you get the most information about living a drug and alcohol free life? Social media





Response	6	8	10	12	Total	
All the time	20.9	18.4	15.7	14.9	17.6	
Most	11.2	11.3	14.9	13.7	12.7	
Some	18.9	23.8	26.0	24.0	23.1	
Very little	48.9	46.5	43.4	47.4	46.6	
N of Valid	650	621	611	504	2386	
N of Miss	62	27	72	39	200	

Table 121: How much do you think people risk harming themselves (physically or in other ways) if they: smoked one or more packs of cigarettes per day?


Response	6	8	10	12	Total	
No risk	23.9	15.6	9.4	10.2	15.3	
Slight risk	9.6	6.0	7.0	6.5	7.4	
Moderate risk	10.8	16.9	20.9	14.5	15.7	
Great risk	55.7	61.5	62.7	68.8	61.7	
N of Valid	687	633	617	491	2428	
N of Miss	25	15	66	52	158	

Table 122: How much do you think people risk harming themselves (physically or in other ways) if they: try marijuana once or twice?


Response	6	8	10	12	Total	
No risk	25.4	22.0	25.4	31.8	25.8	
Slight risk	16.5	21.2	30.8	26.2	23.3	
Moderate risk	18.4	19.0	18.6	16.6	18.2	
Great risk	39.8	37.8	25.2	25.4	32.7	
N of Valid	686	632	614	488	2420	
N of Miss	26	16	69	55	166	

Table 123: How much do you think people risk harming themselves (physically or in other ways) if they: smoke marijuana once or twice a week?


Response	6	8	10	12	Total	
No risk	24.8	17.9	18.9	26.4	21.8	
Slight risk	9.6	11.5	20.0	17.2	14.3	
Moderate risk	15.1	18.2	23.8	20.9	19.3	
Great risk	50.5	52.4	37.3	35.6	44.6	
N of Valid	677	620	614	489	2400	
N of Miss	35	28	69	54	186	

Table 124: How much do you think people risk harming themselves (physically or in other ways) if they: take one or two drinks of an alcoholic beverage (beer, wine, liquor) nearly every day?





Response	6	8	10	12	Total	
No risk	24.1	17.5	13.8	14.5	17.8	
Slight risk	11.2	15.5	20.5	16.4	15.7	
Moderate risk	18.1	20.1	27.0	26.0	22.5	
Great risk	46.7	46.9	38.7	43.0	44.0	
N of Valid	681	633	610	488	2412	
N of Miss	31	15	73	55	174	

Table 125: How much do you think people risk harming themselves (physically or in other ways) if they: have five or more drinks of an alcoholic beverage once or twice each weekend?





Response	6	8	10	12	Total	
No risk	24.0	15.6	9.7	14.6	16.3	
Slight risk	7.3	8.4	15.4	13.8	10.9	
Moderate risk	15.7	18.1	26.9	23.5	20.7	
Great risk	52.9	57.9	48.0	48.1	52.0	
N of Valid	682	634	610	486	2412	
N of Miss	30	14	73	57	174	

Table 126: How much do you think people risk harming themselves (physically or in other ways) if they: use prescription drugs that are not prescribed to them?





Response	6	8	10	12	Total	
No risk	25.4	14.4	9.8	8.6	15.2	
Slight risk	4.7	5.8	9.9	8.8	7.1	
Moderate risk	11.1	13.7	17.9	16.4	14.6	
Great risk	58.8	66.1	62.4	66.2	63.1	
N of Valid	685	634	614	488	2421	
N of Miss	27	14	69	55	165	

Table 127: How much do you think people risk harming themselves (physically or in other ways) if they: use non-prescription drugs to get high?





Response	6	8	10	12	Total	
No risk	25.4	15.1	9.7	11.5	15.9	
Slight risk	5.6	3.6	8.2	6.8	6.0	
Moderate risk	9.1	12.3	16.5	13.7	12.8	
Great risk	59.9	68.9	65.6	68.0	65.4	
N of Valid	680	634	611	488	2413	
N of Miss	32	14	72	55	173	

Table 128: Have you ever used smokeless tobacco (chew, snuff, plug, dipping tobacco, or chewing tobacco)?






Response	6	8	10	12	Total	
Never	95.8	92.2	84.1	86.8	90.1	
Once or Twice	3.2	4.9	7.6	6.1	5.3	
Once in a while but not regularly	0.3	0.8	2.4	2.4	1.4	
Regularly in the past	0.1	0.9	3.1	2.0	1.5	
Regularly now	0.6	1.3	2.8	2.6	1.7	
N of Valid	695	638	615	493	2441	
N of Miss	17	10	68	50	145	

Table 129: How often have you taken smokeless tobacco during the past 30 days?







Response	6	8	10	12	Total	
Not at all	98.3	96.4	91.5	93.3	95.1	
Once or twice	1.3	1.6	3.8	3.4	2.4	
Once or twice per week	0.0	0.6	1.1	0.6	0.6	
Three to five times per week	0.3	0.3	1.8	0.6	0.7	
About once a day	0.1	0.5	0.7	0.0	0.3	
More than once a day	0.0	0.6	1.1	2.0	0.9	
N of Valid	690	637	612	493	2432	
N of Miss	22	11	71	50	154	

Table 130: Have you ever smoked cigarettes?

Response	6	8	10	12	Total	
Never	90.1	78.0	66.9	72.4	77.5	
Once or Twice	6.9	15.7	20.0	14.4	14.0	
Once in a while but not regularly	2.5	3.8	7.0	5.5	4.6	
Regularly in the past	0.4	1.7	3.6	1.8	1.9	
Regularly now	0.1	0.8	2.5	5.9	2.1	
N of Valid	686	635	611	492	2424	
N of Miss	26	13	72	51	162	

Table 131: How frequently have you smoked cigarettes during the past 30 days?

Response	6	8	10	12	Total	
Not at all	98.1	95.4	89.8	89.2	93.5	
Less than one cigarette per day	1.6	3.3	5.7	4.5	3.7	
One to five cigarettes per day	0.1	0.8	2.6	3.4	1.6	
About one-half pack per day	0.0	0.3	1.0	1.8	0.7	
About one pack per day	0.0	0.2	0.5	0.6	0.3	
About one and one-half packs per day	0.0	0.0	0.0	0.4	0.1	
Two packs or more per day	0.1	0.0	0.3	0.0	0.1	
N of Valid	690	636	610	493	2429	
N of Miss	22	12	73	50	157	

Table 132: Which statement best describes rules about smoking inside your home?

Response	6	8	10	12	Total	
Smoking is not allowed anywhere inside your home	73.0	67.1	65.7	73.0	69.6	
Smoking is allowed in some places and at some times	6.7	7.1	8.2	5.3	6.9	
Smoking is allowed anywhere inside the home	2.8	1.9	3.5	3.5	2.8	
There are no rules about smoking inside the home	3.1	8.2	8.2	6.7	6.4	
I don't know	14.5	15.7	14.3	11.6	14.2	
N of Valid	688	636	607	492	2423	
N of Miss	24	12	76	51	163	

Table 133: Which statement best describes rules about smoking in your family cars?







Response	6	8	10	12	Total	
Smoking is never allowed in any car	69.4	57.9	56.6	64.8	62.2	
Smoking is allowed sometimes or in some cars	10.3	11.7	11.6	10.6	11.1	
Smoking is allowed in any car anytime	2.6	4.3	5.0	4.3	4.0	
There are no rules about smoking in the car	4.5	8.7	8.0	6.9	7.0	
We do not have a family car	1.3	1.1	1.5	2.6	1.6	
I don't know	11.9	16.2	17.3	10.8	14.1	
N of Valid	682	630	601	491	2404	
N of Miss	30	18	82	52	182	

Table 134: During this school year, were you taught in any of your classes about the dangers of tobacco use?






Response	6	8	10	12	Total	
Strongly agree	53.5	43.3	20.4	16.8	35.0	
Agree	21.5	29.1	27.8	22.9	25.3	
Disagree	6.2	8.2	17.4	17.8	11.9	
Strongly disagree	5.7	6.3	16.7	22.9	12.1	
I don't know	13.1	13.2	17.7	19.7	15.6	
N of Valid	665	623	598	477	2363	
N of Miss	47	25	85	66	223	

Table 135: During the past 12 months, have you participated in any community activities to discourage people your age from using cigarettes, chewing tobacco, snuff, dip or cigars?






Response	6	8	10	12	Total	
Strongly agree	32.0	22.2	12.1	13.2	20.5	
Agree	18.3	14.6	19.7	17.2	17.5	
Disagree	14.1	19.6	19.9	21.8	18.6	
Strongly disagree	16.2	23.7	27.1	27.9	23.3	
I don't know	19.4	19.9	21.2	19.7	20.1	
N of Valid	654	617	594	476	2341	
N of Miss	58	31	89	67	245	

Table 136: Think back over the last two weeks. How many times have you had five or more alcoholic drinks in a row?







Response	6	8	10	12	Total	
None	96.5	91.4	85.9	80.1	89.2	
Once	2.5	4.8	4.4	7.4	4.6	
Twice	0.6	2.5	3.9	4.7	2.7	
3-5 times	0.3	1.1	2.9	3.8	1.9	
6-9 times	0.1	0.2	0.8	1.7	0.6	
10 or more times	0.0	0.0	2.0	2.3	1.0	
N of Valid	677	629	589	473	2368	
N of Miss	35	19	94	70	218	

Table 137: During the past 30 days, how many times did you ride in a car or other vehicle driven by someone who had been drinking alcohol or using drugs to get high?






Response	6	8	10	12	Total	
0 times	84.1	80.4	75.8	75.3	79.3	
1 time	6.2	7.6	10.4	9.1	8.2	
2 or 3 times	4.7	6.7	8.0	7.2	6.6	
4 or 5 times	1.2	1.0	1.7	4.2	1.9	
6 or more times	3.7	4.3	4.1	4.2	4.1	
N of Valid	675	629	586	473	2363	
N of Miss	37	19	97	70	223	

Table 138: During the past 30 days, how many times did you drive a car or other vehicle when you had been drinking alcohol or using drugs to get high?







Response	6	8	10	12	Total	
I did not drive a car in the past 30 days	41.3	50.7	36.4	26.9	39.6	
0 times	56.7	47.0	57.2	61.6	55.3	
1 time	0.5	0.7	3.4	4.1	2.0	
2 or 3 times	0.3	0.8	2.1	3.6	1.6	
4 or 5 times	0.2	0.2	0.2	1.1	0.3	
6 or more times	1.1	0.7	0.7	2.8	1.2	
N of Valid	653	610	580	469	2312	
N of Miss	59	38	103	74	274	

Table 139: If you drank alcohol (not just a sip or taste) in the past year, how did you usually get it?













Response	6	8	10	12	Total	
I did not drink alcohol in the past year	92.2	79.3	57.8	50.4	71.9	
I bought it myself with a fake ID	0.1	0.2	0.0	0.2	0.1	
I bought it myself without a fake ID	0.0	0.3	2.3	4.0	1.5	
I got it from someone I know age 21 or older	0.9	3.8	12.8	17.2	7.9	
I got it from someone I know under age 21	0.0	1.9	4.7	8.9	3.5	
I got it from my brother or sister	0.1	1.1	2.5	3.0	1.5	
I got it from home with my parents' permission	1.0	1.9	3.3	2.3	2.1	
I got it from home without my parents' permission	0.7	3.5	3.5	1.9	2.4	
I got it from another relative	1.0	2.6	4.0	2.1	2.4	
A stranger bought it for me	0.1	0.2	0.4	0.6	0.3	
I took it from a store or shop	0.0	0.2	0.2	0.2	0.1	
Other	3.6	5.0	8.6	8.9	6.3	
N of Valid	668	624	571	470	2333	
N of Miss	44	24	112	73	253	

Table 140: If you drank alcohol (not just a sip or taste) in the past year, where did you usually drink it?











Response	6	8	10	12	Total	
I did not drink alcohol in the past year	94.3	80.1	58.7	53.3	73.6	
at my home	1.8	7.6	12.0	9.8	7.4	
at someone else's home	1.8	8.4	19.1	24.8	12.4	
at an open area like a park, beach, field, back road, woods, or a street corner	1.1	2.1	4.3	3.0	2.5	
at a sporting event or concert	0.0	0.5	0.9	0.7	0.5	
at a restaurant, bar, or a nightclub	0.2	0.2	0.9	2.6	0.8	
at an empty building or a construction site	0.0	0.2	0.2	0.4	0.2	
at a hotel/motel	0.5	0.5	2.5	3.0	1.5	
in a car	0.2	0.2	0.9	1.5	0.6	
at school	0.3	0.5	0.5	0.9	0.5	
N of Valid	665	622	559	460	2306	
N of Miss	47	26	124	83	280	

Table 141: How do you feel about someone your age having one or two drinks of an alcoholic beverage nearly every day?





Response	6	8	10	12	Total	
Neither approve nor disapprove	23.5	28.3	34.0	36.1	29.9	
Somewhat disapprove	4.2	10.0	17.2	17.4	11.6	
Strongly disapprove	50.8	43.6	31.4	35.6	41.0	
Don't know or can't say	21.5	18.0	17.4	10.9	17.4	
N of Valid	660	621	580	466	2327	
N of Miss	52	27	103	77	259	

Table 142: On how many occasions have you had alcoholic beverages (beer, wine or hard liquor) to drink in your lifetime - more than just a few sips?








Response	6	8	10	12	Total	
0	92.5	74.4	52.7	45.5	68.6	
01/02/13	5.3	8.7	16.8	14.3	10.8	
03/05/13	1.3	8.1	9.6	10.9	7.1	
06/09/13	0.6	3.8	6.3	8.5	4.4	
10/19/13	0.1	2.4	5.9	8.7	3.9	
20-39	0.1	1.4	4.0	5.5	2.5	
40	0.0	1.1	4.7	6.6	2.8	
N of Valid	682	629	573	470	2354	
N of Miss	30	19	110	73	232	

Table 143: On how many occasions have you drunk one of more drinks of an alcoholic beverage during the past 30 days?








Response	6	8	10	12	Total	
0	98.5	91.1	79.8	71.9	86.6	
01/02/13	1.0	5.8	11.8	16.6	8.0	
03/05/13	0.0	2.1	4.4	4.7	2.6	
06/09/13	0.0	0.6	1.7	2.3	1.1	
10/19/13	0.3	0.3	0.7	2.6	0.9	
20-39	0.0	0.0	0.3	1.3	0.3	
40	0.1	0.2	1.2	0.6	0.5	
N of Valid	682	626	574	469	2351	
N of Miss	30	22	109	74	235	

Table 144: On how many occasions have you used marijuana (grass, pot) or hashish (hash, hash oil) in your lifetime?








Response	6	8	10	12	Total	
0	98.7	91.9	78.1	69.1	85.9	
01/02/13	0.6	2.9	8.4	8.1	4.6	
03/05/13	0.3	2.7	3.2	3.8	2.3	
06/09/13	0.1	0.8	1.9	3.6	1.5	
10/19/13	0.1	0.6	2.1	4.5	1.6	
20-39	0.1	0.3	0.4	3.6	0.9	
40	0.0	0.8	6.0	7.2	3.1	
N of Valid	676	626	570	470	2342	
N of Miss	36	22	113	73	244	

Table 145: On how many occasions have you used marijuana (grass, pot) or hashish (hash, hash oil) during the past 30 days?








Response	6	8	10	12	Total	
0	99.3	96.8	90.3	81.3	92.8	
01/02/13	0.3	1.8	2.6	6.6	2.5	
03/05/13	0.1	0.8	2.3	3.6	1.5	
06/09/13	0.1	0.0	1.6	2.1	0.9	
10/19/13	0.0	0.2	1.1	2.1	0.7	
20-39	0.1	0.2	0.4	0.9	0.3	
40	0.0	0.3	1.8	3.4	1.2	
N of Valid	681	625	568	470	2344	
N of Miss	31	23	115	73	242	

Table 146: On how many occasions have you used LSD or other psychedelics in your lifetime?






Response	6	8	10	12	Total	
0	100.0	99.4	98.1	98.1	99.0	
01/02/13	0.0	0.3	1.2	0.6	0.5	
03/05/13	0.0	0.0	0.2	0.6	0.2	
06/09/13	0.0	0.3	0.4	0.6	0.3	
10/19/13	0.0	0.0	0.2	0.0	0.0	
20-39	0.0	0.0	0.0	0.0	0.0	
40	0.0	0.0	0.0	0.0	0.0	
N of Valid	671	626	570	469	2336	
N of Miss	41	22	113	74	250	

Table 147: On how many occasions have you used LSD or other psychedelics during the past 30 days?


Response	6	8	10	12	Total	
0	100.0	99.7	99.3	99.4	99.6	
01/02/13	0.0	0.2	0.2	0.2	0.1	
03/05/13	0.0	0.2	0.2	0.0	0.1	
06/09/13	0.0	0.0	0.4	0.4	0.2	
10/19/13	0.0	0.0	0.0	0.0	0.0	
20-39	0.0	0.0	0.0	0.0	0.0	
40	0.0	0.0	0.0	0.0	0.0	
N of Valid	670	628	571	469	2338	
N of Miss	42	20	112	74	248	

Table 148: On how many occasions have you used cocaine or crack in your lifetime?


Response	6	8	10	12	Total	
0	99.7	99.4	98.6	97.4	98.9	
01/02/13	0.3	0.2	0.9	1.1	0.6	
03/05/13	0.0	0.2	0.2	0.6	0.2	
06/09/13	0.0	0.2	0.3	0.4	0.2	
10/19/13	0.0	0.0	0.0	0.4	0.1	
20-39	0.0	0.0	0.0	0.0	0.0	
40	0.0	0.2	0.0	0.0	0.0	
N of Valid	677	629	572	470	2348	
N of Miss	35	19	111	73	238	

Table 149: On how many occasions have you used cocaine or crack during the past 30 days?


Response	6	8	10	12	Total	
0	100.0	99.2	99.1	98.9	99.4	
01/02/13	0.0	0.5	0.5	0.4	0.3	
03/05/13	0.0	0.2	0.2	0.6	0.2	
06/09/13	0.0	0.2	0.2	0.0	0.1	
10/19/13	0.0	0.0	0.0	0.0	0.0	
20-39	0.0	0.0	0.0	0.0	0.0	
40	0.0	0.0	0.0	0.0	0.0	
N of Valid	676	628	568	470	2342	
N of Miss	36	20	115	73	244	

Table 150: On how many occasions have you sniffed glue, breathed the contents of an aerosol spray can, or inhaled other gases or sprays, in order to get high in your lifetime?








Response	6	8	10	12	Total	
0	96.6	92.4	90.2	94.0	93.4	
01/02/13	1.8	4.1	6.0	3.4	3.8	
03/05/13	1.3	1.1	2.1	1.1	1.4	
06/09/13	0.1	1.0	0.5	0.9	0.6	
10/19/13	0.0	0.5	0.4	0.4	0.3	
20-39	0.0	0.2	0.0	0.0	0.0	
40	0.1	0.8	0.9	0.2	0.5	
N of Valid	675	628	569	469	2341	
N of Miss	37	20	114	74	245	

Table 151: On how many occasions have you sniffed glue, breathed the contents of an aerosol spray can, or inhaled other gases or sprays, in order to get high during the past 30 days?








Response	6	8	10	12	Total	
0	97.9	96.2	97.0	99.1	97.5	
01/02/13	1.8	2.1	1.6	0.4	1.5	
03/05/13	0.3	1.1	0.5	0.2	0.6	
06/09/13	0.0	0.0	0.2	0.2	0.1	
10/19/13	0.0	0.3	0.5	0.0	0.2	
20-39	0.0	0.2	0.0	0.0	0.0	
40	0.0	0.2	0.2	0.0	0.1	
N of Valid	675	629	567	467	2338	
N of Miss	37	19	116	76	248	

Table 152: On how many occasions have you used Daztrex in your lifetime?


Response	6	8	10	12	Total	
0	100.0	100.0	100.0	100.0	100.0	
01/02/13	0.0	0.0	0.0	0.0	0.0	
03/05/13	0.0	0.0	0.0	0.0	0.0	
06/09/13	0.0	0.0	0.0	0.0	0.0	
10/19/13	0.0	0.0	0.0	0.0	0.0	
20-39	0.0	0.0	0.0	0.0	0.0	
40	0.0	0.0	0.0	0.0	0.0	
N of Valid	668	628	566	469	2331	
N of Miss	44	20	117	74	255	

Table 153: On how many occasions have you used Daztrex during the past 30 days?


Response	6	8	10	12	Total	
0	100.0	100.0	100.0	100.0	100.0	
01/02/13	0.0	0.0	0.0	0.0	0.0	
03/05/13	0.0	0.0	0.0	0.0	0.0	
06/09/13	0.0	0.0	0.0	0.0	0.0	
10/19/13	0.0	0.0	0.0	0.0	0.0	
20-39	0.0	0.0	0.0	0.0	0.0	
40	0.0	0.0	0.0	0.0	0.0	
N of Valid	668	628	564	466	2326	
N of Miss	44	20	119	77	260	

Table 154: On how many occasions have you used synthetic marijuana in your lifetime?








Response	6	8	10	12	Total	
0	99.1	96.0	93.8	93.2	95.8	
01/02/13	0.4	2.4	2.8	3.8	2.2	
03/05/13	0.3	1.0	1.4	0.9	0.9	
06/09/13	0.1	0.2	0.5	0.4	0.3	
10/19/13	0.0	0.0	0.5	0.9	0.3	
20-39	0.0	0.0	0.2	0.2	0.1	
40	0.0	0.5	0.7	0.6	0.4	
N of Valid	674	628	566	468	2336	
N of Miss	38	20	117	75	250	

Table 155: On how many occasions have you used synthetic marijuana during the past 30 days?


Response	6	8	10	12	Total	
0	99.9	98.9	97.2	96.8	98.3	
01/02/13	0.1	0.8	1.2	1.9	0.9	
03/05/13	0.0	0.2	0.4	0.6	0.3	
06/09/13	0.0	0.0	0.7	0.0	0.2	
10/19/13	0.0	0.0	0.0	0.2	0.0	
20-39	0.0	0.0	0.2	0.2	0.1	
40	0.0	0.2	0.4	0.2	0.2	
N of Valid	673	629	569	469	2340	
N of Miss	39	19	114	74	246	

Table 156: On how many occasions have you used methamphetamines (meth, speed, crank, crystal meth) in your lifetime?


Response	6	8	10	12	Total	
0	99.6	99.0	99.1	98.9	99.2	
01/02/13	0.4	0.6	0.2	0.6	0.5	
03/05/13	0.0	0.2	0.2	0.2	0.1	
06/09/13	0.0	0.0	0.0	0.2	0.0	
10/19/13	0.0	0.0	0.2	0.0	0.0	
20-39	0.0	0.2	0.2	0.0	0.1	
40	0.0	0.0	0.2	0.0	0.0	
N of Valid	671	628	569	467	2335	
N of Miss	41	20	114	76	251	

Table 157: On how many occasions have you used methamphetamines (meth, speed, crank, crystal meth) in the past 30 days?


Response	6	8	10	12	Total	
0	100.0	99.7	99.3	98.5	99.4	
01/02/13	0.0	0.2	0.4	1.5	0.4	
03/05/13	0.0	0.0	0.2	0.0	0.0	
06/09/13	0.0	0.0	0.2	0.0	0.0	
10/19/13	0.0	0.2	0.0	0.0	0.0	
20-39	0.0	0.0	0.0	0.0	0.0	
40	0.0	0.0	0.0	0.0	0.0	
N of Valid	673	629	570	468	2340	
N of Miss	39	19	113	75	246	

Table 158: On how many occasions have you used other chemical products (bath salts, plant food, etc.) in your lifetime?


Response	6	8	10	12	Total	
0	99.4	97.9	98.8	98.9	98.8	
01/02/13	0.6	1.3	0.5	0.9	0.8	
03/05/13	0.0	0.5	0.2	0.0	0.2	
06/09/13	0.0	0.0	0.2	0.0	0.0	
10/19/13	0.0	0.0	0.2	0.0	0.0	
20-39	0.0	0.0	0.0	0.2	0.0	
40	0.0	0.3	0.2	0.0	0.1	
N of Valid	670	629	568	468	2335	
N of Miss	42	19	115	75	251	

Table 159: On how many occasions have you used other chemical products (bath salts, plant food, etc.) during the past 30 days?


Response	6	8	10	12	Total	
0	99.9	99.5	99.1	99.1	99.4	
01/02/13	0.0	0.3	0.4	0.9	0.3	
03/05/13	0.1	0.2	0.2	0.0	0.1	
06/09/13	0.0	0.0	0.0	0.0	0.0	
10/19/13	0.0	0.0	0.2	0.0	0.0	
20-39	0.0	0.0	0.0	0.0	0.0	
40	0.0	0.0	0.2	0.0	0.0	
N of Valid	669	627	569	468	2333	
N of Miss	43	21	114	75	253	

Table 160: On how many occasions have you used heroin or other opiates in your lifetime?


Response	6	8	10	12	Total	
0	99.9	99.0	98.6	98.3	99.0	
01/02/13	0.1	0.3	1.1	0.9	0.6	
03/05/13	0.0	0.2	0.2	0.2	0.1	
06/09/13	0.0	0.5	0.0	0.2	0.2	
10/19/13	0.0	0.0	0.0	0.2	0.0	
20-39	0.0	0.0	0.0	0.0	0.0	
40	0.0	0.0	0.2	0.2	0.1	
N of Valid	670	628	568	469	2335	
N of Miss	42	20	115	74	251	

Table 161: On how many occasions have you used heroin or other opiates during the past 30 days?


Response	6	8	10	12	Total	
0	100.0	99.4	99.5	98.7	99.4	
01/02/13	0.0	0.6	0.2	0.9	0.4	
03/05/13	0.0	0.0	0.2	0.2	0.1	
06/09/13	0.0	0.0	0.0	0.2	0.0	
10/19/13	0.0	0.0	0.0	0.0	0.0	
20-39	0.0	0.0	0.0	0.0	0.0	
40	0.0	0.0	0.2	0.0	0.0	
N of Valid	668	627	568	468	2331	
N of Miss	44	21	115	75	255	

Table 162: On how many occasions have you used MDMA ('X', 'E', or ecstasy) in your lifetime?


Response	6	8	10	12	Total	
0	100.0	99.0	97.7	95.7	98.3	
01/02/13	0.0	0.6	1.8	1.7	0.9	
03/05/13	0.0	0.2	0.5	0.9	0.3	
06/09/13	0.0	0.0	0.0	0.9	0.2	
10/19/13	0.0	0.0	0.0	0.2	0.0	
20-39	0.0	0.2	0.0	0.6	0.2	
40	0.0	0.0	0.0	0.0	0.0	
N of Valid	667	627	568	469	2331	
N of Miss	45	21	115	74	255	

Table 163: On how many occasions have you used MDMA ('X', 'E', or ecstasy) during the past 30 days?


Response	6	8	10	12	Total	
0	100.0	99.4	99.3	97.6	99.2	
01/02/13	0.0	0.3	0.7	1.5	0.6	
03/05/13	0.0	0.3	0.0	0.4	0.2	
06/09/13	0.0	0.0	0.0	0.4	0.1	
10/19/13	0.0	0.0	0.0	0.0	0.0	
20-39	0.0	0.0	0.0	0.0	0.0	
40	0.0	0.0	0.0	0.0	0.0	
N of Valid	668	627	565	468	2328	
N of Miss	44	21	118	75	258	

Table 164: On how many occasions have you taken prescription drugs (such as Valium, Xanax, Ritalin, Adderall, OxyContin, Darvocet, or sleeping pills) not prescribed to you in your lifetime?








Response	6	8	10	12	Total	
0	97.9	94.9	94.0	93.2	95.2	
01/02/13	1.5	2.2	2.3	2.8	2.1	
03/05/13	0.1	1.0	1.2	1.1	0.8	
06/09/13	0.1	0.8	1.2	1.1	0.8	
10/19/13	0.3	0.3	0.4	0.9	0.4	
20-39	0.0	0.5	0.5	0.0	0.3	
40	0.0	0.3	0.4	1.1	0.4	
N of Valid	672	625	563	468	2328	
N of Miss	40	23	120	75	258	

Table 165: On how many occasions have you taken prescription drugs (such as Valium, Xanax, Ritalin, Adderall, OxyContin, Darvocet, or sleeping pills) not prescribed to you during the past 30 days?








Response	6	8	10	12	Total	
0	99.0	97.3	97.3	94.9	97.3	
01/02/13	0.7	1.6	1.1	2.3	1.4	
03/05/13	0.3	0.6	0.7	1.5	0.7	
06/09/13	0.0	0.2	0.4	0.2	0.2	
10/19/13	0.0	0.2	0.4	0.6	0.3	
20-39	0.0	0.2	0.2	0.2	0.1	
40	0.0	0.0	0.0	0.2	0.0	
N of Valid	669	627	566	470	2332	
N of Miss	43	21	117	73	254	

Table 166: On how many occasions have you taken non-prescription medicines such as diet pills (for example, Dietac, Dexatrim or Prolamine), stay-awake pills (for example No-Doz, Vivarin, or Wake), or cough or cold medicines (robos, DXM, etc.) to get high in your lifetime?








Response	6	8	10	12	Total	
0	99.0	96.8	96.5	96.6	97.3	
01/02/13	0.4	1.8	1.6	0.9	1.2	
03/05/13	0.3	0.5	1.1	0.4	0.6	
06/09/13	0.1	0.2	0.2	0.9	0.3	
10/19/13	0.1	0.3	0.4	0.6	0.3	
20-39	0.0	0.3	0.4	0.2	0.2	
40	0.0	0.2	0.0	0.4	0.1	
N of Valid	670	626	564	469	2329	
N of Miss	42	22	119	74	257	

Table 167: On how many occasions have you taken non-prescription medicines such as diet pills (for example, Dietac, Dexatrim or Prolamine), stay-awake pills (for example No-Doz, Vivarin, or Wake), or cough or cold medicines (robos, DXM, etc.) to get high during the past 30 days?






Response	6	8	10	12	Total	
0	99.4	98.4	97.9	98.9	98.7	
01/02/13	0.3	1.0	0.9	0.4	0.6	
03/05/13	0.3	0.3	1.1	0.2	0.5	
06/09/13	0.0	0.3	0.0	0.4	0.2	
10/19/13	0.0	0.0	0.2	0.0	0.0	
20-39	0.0	0.0	0.0	0.0	0.0	
40	0.0	0.0	0.0	0.0	0.0	
N of Valid	671	625	564	468	2328	
N of Miss	41	23	119	75	258	

Table 168: On how many occasions have you been drunk or very high from drinking alcoholic beverages during the past 30 days?








Response	6	8	10	12	Total	
0	99.3	94.1	87.8	84.3	92.1	
01/02/13	0.4	3.0	7.0	8.2	4.3	
03/05/13	0.1	1.4	2.9	2.6	1.6	
06/09/13	0.0	0.5	1.4	1.7	0.8	
10/19/13	0.0	0.5	0.4	1.5	0.5	
20-39	0.1	0.3	0.2	1.3	0.4	
40	0.0	0.2	0.4	0.4	0.2	
N of Valid	670	624	559	464	2317	
N of Miss	42	24	124	79	269	

Table 169: On how many occasions have you drunk flavored alcoholic beverages, sometimes called 'alcopops' (like Mike's Hard Lemonade, Smirnoff Ice, Bacardi Breezers, etc.) in your lifetime?








Response	6	8	10	12	Total	
0	96.0	80.7	71.2	65.7	79.8	
01/02/13	2.8	9.3	9.9	7.7	7.3	
03/05/13	0.7	5.3	8.0	9.4	5.5	
06/09/13	0.3	1.8	3.4	5.4	2.5	
10/19/13	0.0	1.4	2.8	5.8	2.2	
20-39	0.0	0.5	2.8	2.6	1.3	
40	0.1	1.0	1.8	3.4	1.4	
N of Valid	671	623	563	467	2324	
N of Miss	41	25	120	76	262	

Table 170: On how many occasions have you drunk flavored alcoholic beverages, sometimes called 'alcopops' (like Mike's Hard Lemonade, Smirnoff Ice, Bacardi Breezers, etc.) during the past 30 days?








Response	6	8	10	12	Total	
0	98.1	92.5	86.7	82.6	90.7	
01/02/13	1.3	4.3	7.7	9.1	5.2	
03/05/13	0.3	1.4	4.1	4.3	2.3	
06/09/13	0.1	1.0	0.7	2.3	0.9	
10/19/13	0.0	0.3	0.4	1.3	0.4	
20-39	0.0	0.0	0.4	0.2	0.1	
40	0.1	0.5	0.2	0.2	0.3	
N of Valid	670	625	562	470	2327	
N of Miss	42	23	121	73	259	

Table 171: If you used prescription drugs or over the counter drugs without a doctor telling you to use it or for the purpose of getting high, where did you get these drugs?












Response	6	8	10	12	Total	
I did not use prescription drugs or over the counter drugs to get high.	98.2	96.4	92.1	91.5	94.9	
I bought it or took it from a store or shop.	0.0	0.3	0.4	0.2	0.2	
I got it from my parents with permission.	0.2	0.3	0.7	0.7	0.4	
I got it from home without permission.	0.0	0.0	0.9	1.8	0.6	
I got it from a relative with permission.	0.2	0.2	0.7	0.9	0.4	
I got it from a relative without permission.	0.0	0.3	0.0	0.2	0.1	
I got it from a friends home with permission.	0.2	0.2	1.1	0.7	0.5	
I got it from a friends home without permission.	0.2	0.2	0.4	0.2	0.2	
I got it from a friend while at school.	0.2	0.0	0.4	1.3	0.4	
I got it from a friend while at a party.	0.0	1.0	0.5	0.7	0.5	
I got it from a friend, elsewhere	1.1	1.1	2.7	1.8	1.6	
N of Valid	652	611	547	449	2259	
N of Miss	60	37	136	94	327	

Table 172: During the last month, about how many marijuana cigarettes, or the equivalent, did you smoke a day, on the average?


Response	6	8	10	12	Total	
None	97.6	94.3	87.3	85.8	91.9	
Less than 1 a day	1.4	3.3	3.8	4.9	3.2	
1 a day	0.8	0.7	2.2	1.8	1.3	
2-3 a day	0.2	0.8	3.8	3.3	1.8	
4-6 a day	0.0	0.7	1.3	1.5	0.8	
7-10 a day	0.0	0.2	0.9	1.3	0.5	
11 or more a day	0.2	0.2	0.7	1.3	0.5	
N of Valid	658	614	551	452	2275	
N of Miss	54	34	132	91	311	

Table 173: How wrong do your friends feel it would be for YOU to: drink alcohol?


Response	6	8	10	12	Total	
Very wrong	85.5	63.3	46.0	47.7	62.3	
Wrong	8.7	17.7	18.7	18.9	15.6	
A little bit wrong	3.2	10.4	19.2	16.0	11.6	
Not wrong at all	2.6	8.6	16.1	17.4	10.5	
N of Valid	654	615	552	455	2276	
N of Miss	58	33	131	88	310	

Table 174: How wrong do your friends feel it would be for YOU to: smoke tobacco?


Response	6	8	10	12	Total	
Very wrong	87.6	72.8	59.2	59.9	71.1	
Wrong	8.0	13.5	17.1	17.1	13.5	
A little bit wrong	2.0	6.5	12.5	10.5	7.5	
Not wrong at all	2.5	7.2	11.3	12.5	7.9	
N of Valid	651	614	551	456	2272	
N of Miss	61	34	132	87	314	

Table 175: How wrong do your friends feel it would be for YOU to: smoke marijuana?





Response	6	8	10	12	Total	
Very wrong	90.1	75.7	54.3	50.7	69.5	
Wrong	5.7	9.5	14.7	14.0	10.6	
A little bit wrong	1.4	7.0	12.7	15.8	8.6	
Not wrong at all	2.8	7.8	18.3	19.5	11.3	
N of Valid	645	613	551	456	2265	
N of Miss	67	35	132	87	321	

Table 176: How wrong do your friends feel it would be for YOU to: use prescription drugs not prescribed to you





Response	6	8	10	12	Total	
Very wrong	89.2	76.8	71.0	72.1	78.0	
Wrong	6.9	11.7	13.0	13.4	11.0	
A little bit wrong	1.9	5.9	6.6	6.6	5.0	
Not wrong at all	2.0	5.5	9.5	7.9	6.0	
N of Valid	648	613	548	455	2264	
N of Miss	64	35	135	88	322	

Table 177: How wrong would most adults (over 21) in your neighborhood think it is for kids your age: to use marijuana?





Response	6	8	10	12	Total	
Very wrong	88.2	80.9	70.9	68.0	78.0	
Wrong	7.1	10.3	12.3	14.8	10.7	
A little bit wrong	1.4	4.4	9.9	8.4	5.7	
Not wrong at all	3.4	4.4	7.0	8.8	5.6	
N of Valid	651	614	546	453	2264	
N of Miss	61	34	137	90	322	

Table 178: How wrong would most adults (over 21) in your neighborhood think it is for kids your age: to drink alcohol?


Response	6	8	10	12	Total	
Very wrong	84.0	72.8	61.5	57.5	70.2	
Wrong	10.3	13.3	17.4	18.1	14.4	
A little bit wrong	3.1	9.0	13.4	13.5	9.3	
Not wrong at all	2.6	4.9	7.7	10.8	6.1	
N of Valid	643	610	545	452	2250	
N of Miss	69	38	138	91	336	

Table 179: How wrong would most adults (over 21) in your neighborhood think it is for kids your age: to smoke cigarettes?


Response	6	8	10	12	Total	
Very wrong	85.0	75.6	67.6	62.4	73.7	
Wrong	7.6	11.9	14.7	15.9	12.2	
A little bit wrong	4.1	7.2	10.7	10.6	7.8	
Not wrong at all	3.3	5.3	7.0	11.1	6.3	
N of Valid	641	607	543	452	2243	
N of Miss	71	41	140	91	343	

Table 180: How much do each of the following statements describe your neighborhood? crime and/or drug selling


Response	6	8	10	12	Total	
NO!	71.1	61.6	60.8	58.3	63.5	
no	14.5	19.3	21.9	24.4	19.6	
yes	8.6	12.3	11.4	9.8	10.5	
YES!	5.8	6.7	5.9	7.5	6.4	
N of Valid	641	610	543	451	2245	
N of Miss	71	38	140	92	341	

Table 181: How much do each of the following statements describe your neighborhood? fights





Response	6	8	10	12	Total	
NO!	55.7	50.7	53.3	58.9	54.4	
no	16.0	20.1	24.0	24.2	20.7	
yes	16.8	19.1	14.9	11.8	16.0	
YES!	11.5	10.2	7.7	5.1	8.9	
N of Valid	636	608	542	450	2236	
N of Miss	76	40	141	93	350	

Table 182: How much do each of the following statements describe your neighborhood? lots of empty or abandoned buildings





Response	6	8	10	12	Total	
NO!	68.3	60.9	61.0	65.5	63.9	
no	19.2	24.7	24.3	23.2	22.7	
yes	8.2	7.9	9.9	7.6	8.4	
YES!	4.3	6.6	4.8	3.8	4.9	
N of Valid	631	608	543	449	2231	
N of Miss	81	40	140	94	355	

Table 183: How much do each of the following statements describe your neighborhood? lots of graffiti





Response	6	8	10	12	Total	
NO!	75.5	68.6	69.7	72.2	71.5	
no	17.4	22.6	24.7	23.3	21.8	
yes	4.5	5.2	2.6	2.7	3.9	
YES!	2.6	3.7	3.0	1.8	2.8	
N of Valid	621	601	538	446	2206	
N of Miss	91	47	145	97	380	

Table 184: I feel safe in my neighborhood.

Response	6	8	10	12	Total
NO!	14.0	11.6	10.2	11.4	11.9
no	9.8	11.1	13.9	9.2	11.0
yes	24.0	33.2	29.8	36.6	30.4
YES!	52.2	44.2	46.2	42.9	46.7
N of Valid	634	606	541	448	2229
N of Miss	78	42	142	95	357

Table 185: If a kid smoked marijuana in your neighborhood would he or she be caught by the police?

Response	6	8	10	12	Total
NO!	16.3	21.3	27.7	27.1	22.6
no	14.7	30.9	40.0	44.4	31.2
yes	23.3	24.3	18.4	18.8	21.5
YES!	45.6	23.5	13.8	9.6	24.7
N of Valid	631	601	537	446	2215
N of Miss	81	47	146	97	371

Table 186: If a kid drank some beer, wine or hard liquor (for example, vodka, whiskey, or gin) in your neighborhood would he or she be caught by the police?

Response	6	8	10	12	Total
NO!	18.6	23.7	31.0	29.8	25.2
no	17.2	36.2	44.1	50.8	35.6
yes	24.0	20.8	15.5	12.5	18.8
YES!	40.1	19.3	9.3	6.9	20.4
N of Valid	633	600	535	447	2215
N of Miss	79	48	148	96	371

Table 187: If a kid carried a handgun in your neighborhood would he or she be caught by the police?





Response	6	8	10	12	Total	
NO!	15.8	20.1	25.3	24.6	21.0	
no	12.6	26.6	33.3	38.0	26.5	
yes	22.3	24.0	22.3	20.8	22.4	
YES!	49.3	29.3	19.1	16.6	30.0	
N of Valid	633	601	534	447	2215	
N of Miss	79	47	149	96	371	

Table 188: If you wanted to get some cigarettes, how easy would it be for you to get some?





Response	6	8	10	12	Total	
Very hard	83.3	60.9	41.2	28.3	55.8	
Sort of hard	4.7	11.3	14.7	11.4	10.3	
Sort of easy	6.2	12.6	21.2	22.1	14.8	
Very easy	5.7	15.2	22.9	38.1	19.0	
N of Valid	612	593	529	438	2172	
N of Miss	100	55	154	105	414	

Table 189: If you wanted to get some beer, wine or hard liquor (for example, vodka, whiskey, or gin), how easy would it be for you to get some?





Response	6	8	10	12	Total	
Very hard	81.2	57.5	30.9	26.9	51.5	
Sort of hard	7.0	12.5	15.1	12.5	11.6	
Sort of easy	4.7	13.4	25.6	22.8	15.8	
Very easy	7.0	16.6	28.4	37.8	21.1	
N of Valid	611	591	524	439	2165	
N of Miss	101	57	159	104	421	

Table 190: If you wanted to get a drug like cocaine, LSD, or amphetamines, how easy would it be for you to get some?





Response	6	8	10	12	Total	
Very hard	93.6	84.6	72.3	66.9	80.6	
Sort of hard	2.6	7.9	15.3	14.6	9.6	
Sort of easy	1.6	4.1	5.7	9.1	4.8	
Very easy	2.1	3.4	6.7	9.4	5.0	
N of Valid	611	592	523	438	2164	
N of Miss	101	56	160	105	422	

Table 191: If you wanted to get a handgun, how easy would it be for you to get one?





Response	6	8	10	12	Total	
Very hard	84.4	69.5	58.3	50.2	67.1	
Sort of hard	4.8	11.0	13.6	17.6	11.2	
Sort of easy	4.9	9.1	11.3	14.4	9.5	
Very easy	5.9	10.3	16.7	17.8	12.1	
N of Valid	608	591	521	438	2158	
N of Miss	104	57	162	105	428	

Table 192: If you wanted to get some marijuana, how easy would it be for you to get some?





Response	6	8	10	12	Total	
Very hard	91.1	73.3	47.7	36.1	64.5	
Sort of hard	2.0	9.2	11.2	8.7	7.5	
Sort of easy	3.1	7.9	12.3	15.3	9.1	
Very easy	3.8	9.6	28.8	40.0	18.8	
N of Valid	604	584	520	438	2146	
N of Miss	108	64	163	105	440	

Table 193: If you wanted to get prescription drugs for the purpose of getting high, how easy would it be for you to get some?





Response	6	8	10	12	Total	
Very hard	87.1	72.1	57.1	46.5	67.5	
Sort of hard	5.2	8.3	13.6	14.9	10.0	
Sort of easy	3.6	8.6	13.4	17.4	10.1	
Very easy	4.1	11.0	15.9	21.3	12.3	
N of Valid	611	591	522	437	2161	
N of Miss	101	57	161	106	425	

Table 194: If you wanted to get synthetic marijuana such as K2 or chemical products such as bath salts to get high, how easy would it be for you to get some?





Response	6	8	10	12	Total	
Very hard	92.6	82.2	64.4	54.8	75.3	
Sort of hard	2.6	6.1	12.3	15.8	8.6	
Sort of easy	1.8	5.6	11.3	11.6	7.1	
Very easy	2.9	6.1	11.9	17.8	9.0	
N of Valid	612	591	520	438	2161	
N of Miss	100	57	163	105	425	

Table 195: If you wanted to get steroids to enhance athletic performance, how easy would it be for you to get some?





Response	6	8	10	12	Total	
Very hard	88.7	82.0	71.3	68.0	78.5	
Sort of hard	5.4	8.3	12.5	15.3	9.9	
Sort of easy	2.9	5.4	7.7	8.0	5.8	
Very easy	2.9	4.2	8.5	8.7	5.8	
N of Valid	612	590	520	437	2159	
N of Miss	100	58	163	106	427	

Table 196: During the past 12 months, have you participated in any alcohol prevention programs or seen any alcohol prevention messages in your school or community? Yes, a school-based program focused on preventing underage drinking and/or drinking and driving.



Response	6	8	10	12	Total	
No	63.2	67.7	88.7	88.0	76.3	
Yes	36.8	32.3	11.3	12.0	23.7	
N of Valid	712	648	683	543	2586	
N of Miss	0	0	0	0	0	

Table 197: During the past 12 months, have you participated in any alcohol prevention programs or seen any alcohol prevention messages in your school or community? Yes, a community-based program focused on preventing underage drinking and/or drinking and driving (for example, through your church or temple or through youth groups like Boys and Girls Club or 4-H).



Response	6	8	10	12	Total	
No	83.8	87.8	94.9	92.3	89.5	
Yes	16.2	12.2	5.1	7.7	10.5	
N of Valid	712	648	683	543	2586	
N of Miss	0	0	0	0	0	

Table 198: During the past 12 months, have you participated in any alcohol prevention programs or seen any alcohol prevention messages in your school or community? Yes, a media campaign addressing underage drinking and/or drinking and driving (for example, newspaper ads, posters, pamphlets, radio, TV).



Response	6	8	10	12	Total	
No	90.6	87.3	93.3	92.4	90.9	
Yes	9.4	12.7	6.7	7.6	9.1	
N of Valid	712	648	683	543	2586	
N of Miss	0	0	0	0	0	

Table 199: During the past 12 months, have you participated in any alcohol prevention programs or seen any alcohol prevention messages in your school or community? No



Response	6	8	10	12	Total	
No	59.8	50.3	43.9	41.4	49.4	
Yes	40.2	49.7	56.1	58.6	50.6	
N of Valid	712	648	683	543	2586	
N of Miss	0	0	0	0	0	

Table 200: How wrong do your parents feel it would be for YOU to: drink beer, wine or hard liquor (for example, vodka, whiskey or gin) regularly?





Response	6	8	10	12	Total	
Very wrong	94.5	87.4	80.3	78.4	85.9	
Wrong	3.8	7.4	10.9	12.6	8.2	
A little bit wrong	0.9	4.0	5.7	5.6	3.9	
Not wrong at all	0.8	1.2	3.1	3.4	2.0	
N of Valid	636	595	524	444	2199	
N of Miss	76	53	159	99	387	

Table 201: How wrong do your parents feel it would be for YOU to: smoke tobacco?





Response	6	8	10	12	Total	
Very wrong	96.4	92.6	85.3	82.0	89.8	
Wrong	2.4	5.9	9.7	10.6	6.7	
A little bit wrong	0.6	1.0	2.5	3.8	1.8	
Not wrong at all	0.6	0.5	2.5	3.6	1.6	
N of Valid	632	595	524	444	2195	
N of Miss	80	53	159	99	391	

Table 202: How wrong do your parents feel it would be for YOU to: smoke marijuana?





Response	6	8	10	12	Total	
Very wrong	96.8	93.3	86.2	84.4	90.8	
Wrong	1.9	2.5	5.4	9.0	4.3	
A little bit wrong	0.6	2.5	4.6	3.6	2.7	
Not wrong at all	0.6	1.7	3.8	2.9	2.1	
N of Valid	628	594	522	443	2187	
N of Miss	84	54	161	100	399	

Table 203: How wrong do your parents feel it would be for YOU to: use prescription drugs not prescribed to you?





Response	6	8	10	12	Total	
Very wrong	96.5	92.4	89.2	87.1	91.7	
Wrong	2.6	4.4	5.2	8.6	4.9	
A little bit wrong	0.2	2.0	3.1	2.5	1.8	
Not wrong at all	0.8	1.2	2.5	1.8	1.5	
N of Valid	625	594	519	442	2180	
N of Miss	87	54	164	101	406	

Table 204: How wrong do your parents feel it would be for YOU to: steal something worth more than \$5?





Response	6	8	10	12	Total	
Very wrong	90.3	90.4	84.9	88.0	88.6	
Wrong	7.0	7.9	10.7	8.1	8.4	
A little bit wrong	2.1	1.4	3.1	2.3	2.1	
Not wrong at all	0.6	0.3	1.3	1.6	0.9	
N of Valid	631	592	522	443	2188	
N of Miss	81	56	161	100	398	

Table 205: How wrong do your parents feel it would be for YOU to: draw graffiti, write things, or draw pictures on buildings or other property (without the owner's permission)?





Response	6	8	10	12	Total	
Very wrong	91.6	89.9	84.7	87.6	88.7	
Wrong	4.8	5.7	9.6	8.3	6.9	
A little bit wrong	2.7	3.5	2.9	2.7	3.0	
Not wrong at all	1.0	0.8	2.9	1.4	1.5	
N of Valid	631	593	522	444	2190	
N of Miss	81	55	161	99	396	

Table 206: How wrong do your parents feel it would be for YOU to: pick a fight with someone?





Response	6	8	10	12	Total	
Very wrong	79.6	72.8	68.1	74.7	74.0	
Wrong	13.1	15.4	18.4	14.3	15.2	
A little bit wrong	5.0	9.1	10.0	8.4	8.0	
Not wrong at all	2.4	2.7	3.5	2.7	2.8	
N of Valid	626	591	521	442	2180	
N of Miss	86	57	162	101	406	

Table 207: During the past 12 months, have you talked with at least one of your parents about the dangers of underage drinking and/or drinking and driving? By parents, we mean either your biological parents, adoptive parents, stepparents, or adult guardians - whether or not they live with you.



Response	6	8	10	12	Total	
No	44.7	54.4	53.6	55.6	51.7	
Yes	55.3	45.6	46.4	44.4	48.3	
N of Valid	595	572	489	419	2075	
N of Miss	117	76	194	124	511	

Table 208: The rules in my family are clear.





Response	6	8	10	12	Total	
NO!	6.5	6.1	5.4	7.1	6.3	
no	5.2	8.1	10.4	6.6	7.6	
yes	22.3	28.2	34.2	40.5	30.4	
YES!	66.0	57.6	49.9	45.8	55.8	
N of Valid	629	589	517	437	2172	
N of Miss	83	59	166	106	414	

Table 209: People in my family often insult or yell at each other.





Response	6	8	10	12	Total	
NO!	40.1	23.9	23.3	28.5	29.3	
no	26.3	43.2	38.4	43.2	37.2	
yes	20.0	20.9	27.2	17.7	21.5	
YES!	13.6	12.0	11.1	10.6	12.0	
N of Valid	624	593	515	435	2167	
N of Miss	88	55	168	108	419	

Table 210: When I am not at home, one of my parents knows where I am and who I am with.





Response	6	8	10	12	Total	
NO!	7.1	4.9	6.6	8.7	6.7	
no	5.3	5.6	9.1	9.2	7.1	
yes	23.1	28.0	34.4	38.1	30.2	
YES!	64.4	61.6	49.9	44.0	56.1	
N of Valid	618	593	515	436	2162	
N of Miss	94	55	168	107	424	

Table 211: We argue about the same things in my family over and over.





Response	6	8	10	12	Total	
NO!	45.0	29.7	20.2	24.4	30.7	
no	30.0	35.3	36.8	33.6	33.8	
yes	13.5	20.8	27.5	28.3	21.8	
YES!	11.5	14.2	15.5	13.8	13.7	
N of Valid	616	586	516	435	2153	
N of Miss	96	62	167	108	433	

Table 212: If you drank some beer or wine or liquor (for example, vodka, whiskey, or gin) without your parents' permission, would you be caught by your parents?





Response	6	8	10	12	Total	
NO!	16.7	13.8	18.7	23.9	17.8	
no	8.1	18.6	31.1	35.3	22.0	
yes	10.4	17.7	18.9	20.6	16.5	
YES!	64.9	49.9	31.3	20.2	43.7	
N of Valid	618	587	518	436	2159	
N of Miss	94	61	165	107	427	

Table 213: My family has clear rules about alcohol and drug use.





Response	6	8	10	12	Total	
NO!	7.5	8.3	8.4	8.7	8.2	
no	6.5	8.3	13.6	12.6	9.9	
yes	14.0	21.4	25.5	35.6	23.1	
YES!	72.0	62.0	52.5	43.0	58.8	
N of Valid	615	590	514	435	2154	
N of Miss	97	58	169	108	432	

Table 214: If you carried a handgun without your parents' permission, would you be caught by your parents?





Response	6	8	10	12	Total	
NO!	9.7	9.5	14.1	14.9	11.8	
no	5.3	8.7	14.9	19.5	11.4	
yes	12.2	17.4	21.4	24.7	18.3	
YES!	72.8	64.4	49.5	41.0	58.5	
N of Valid	617	587	509	437	2150	
N of Miss	95	61	174	106	436	

Table 215: If you skipped school would you be caught by your parents?





Response	6	8	10	12	Total	
NO!	8.7	9.6	14.5	16.8	11.9	
no	5.2	13.0	19.8	27.1	15.2	
yes	14.0	22.0	25.0	25.3	21.1	
YES!	72.1	55.5	40.7	30.8	51.8	
N of Valid	620	586	511	435	2152	
N of Miss	92	62	172	108	434	

Table 216: My parents ask if I've gotten my homework done.





Response	6	8	10	12	Total	
NO!	5.4	5.8	10.1	14.6	8.5	
no	4.4	9.1	15.2	22.3	11.9	
yes	21.1	24.1	32.4	28.5	26.1	
YES!	69.1	61.0	42.3	34.6	53.5	
N of Valid	611	585	513	431	2140	
N of Miss	101	63	170	112	446	

Table 217: People in my family have serious arguments.





Response	6	8	10	12	Total	
NO!	48.2	30.8	29.0	31.9	35.6	
no	23.4	41.7	41.4	43.4	36.7	
yes	13.4	14.8	18.6	13.2	15.0	
YES!	14.9	12.7	11.0	11.5	12.7	
N of Valid	610	581	510	433	2134	
N of Miss	102	67	173	110	452	

Table 218: Would your parents know if you did not come home on time?

Response	6	8	10	12	Total	
NO!	9.2	7.2	8.8	10.4	8.8	
no	6.0	11.6	12.1	13.9	10.6	
yes	21.1	26.6	31.3	29.6	26.7	
YES!	63.7	54.7	47.7	46.2	53.9	
N of Valid	612	587	511	433	2143	
N of Miss	100	61	172	110	443	

Table 219: Have any of your brothers or sisters ever: drunk beer, wine or hard liquor (for example, vodka, whiskey or gin)?

Response	6	8	10	12	Total	
No	82.2	59.1	47.2	43.3	59.6	
Yes	15.3	37.5	48.4	50.9	36.6	
I don't have any brothers or sisters	2.5	3.5	4.3	5.7	3.9	
N of Valid	601	579	508	436	2124	
N of Miss	111	69	175	107	462	

Table 220: Have any of your brothers or sisters ever: smoked marijuana?

Response	6	8	10	12	Total	
No	93.5	79.2	65.1	58.5	75.6	
Yes	3.7	17.3	30.4	35.6	20.3	
I don't have any brothers or sisters	2.8	3.5	4.6	6.0	4.1	
N of Valid	601	578	504	436	2119	
N of Miss	111	70	179	107	467	

Table 221: Have any of your brothers or sisters ever: smoked cigarettes?

Response	6	8	10	12	Total	
No	84.1	67.4	59.1	62.5	69.2	
Yes	13.0	29.0	36.5	31.7	26.8	
I don't have any brothers or sisters	2.8	3.6	4.4	5.7	4.0	
N of Valid	599	576	499	435	2109	
N of Miss	113	72	184	108	477	

Table 222: Have any of your brothers or sisters ever: taken a handgun to school?

Response	6	8	10	12	Total	
No	96.2	93.8	93.2	89.9	93.5	
Yes	1.0	2.8	2.8	3.9	2.5	
I don't have any brothers or sisters	2.8	3.5	4.0	6.2	4.0	
N of Valid	598	578	498	435	2109	
N of Miss	114	70	185	108	477	

Table 223: Have any of your brothers or sisters ever: been suspended or expelled from school?

Response	6	8	10	12	Total	
No	68.7	54.7	57.2	62.2	60.8	
Yes	28.6	41.8	38.2	32.3	35.2	
I don't have any brothers or sisters	2.7	3.5	4.6	5.5	3.9	
N of Valid	598	576	500	434	2108	
N of Miss	114	72	183	109	478	

Table 224: Have you changed homes in the past year (the last 12 months)?

Response	6	8	10	12	Total	
No	72.7	70.5	72.8	79.9	73.6	
Yes	27.3	29.5	27.2	20.1	26.4	
N of Valid	605	576	508	437	2126	
N of Miss	107	72	175	106	460	

Table 225: How many times have you changed homes since kindergarten?

Response	6	8	10	12	Total	
Never	39.0	26.8	30.7	31.3	32.1	
1 or 2 times	30.8	31.0	28.0	31.7	30.4	
3 or 4 times	16.0	22.3	20.9	17.4	19.2	
5 or 6 times	6.7	9.3	11.4	10.0	9.2	
7 or more times	7.5	10.6	9.0	9.6	9.1	
N of Valid	600	578	511	438	2127	
N of Miss	112	70	172	105	459	

Table 226: Have you changed schools (including changing from elementary to middle and middle to high school) in the past year?



Response	6	8	10	12	Total	
No	46.0	51.6	36.8	79.1	52.1	
Yes	54.0	48.4	63.2	20.9	47.9	
N of Valid	596	574	506	431	2107	
N of Miss	116	74	177	112	479	

Table 227: How many times have you changed schools since kindergarten (including changing from elementary to middle and middle to high school)?






Response	6	8	10	12	Total	
Never	38.4	22.3	21.2	24.8	27.1	
1 or 2 times	36.7	32.5	28.1	23.6	30.8	
3 or 4 times	15.4	27.3	26.5	31.7	24.7	
5 or 6 times	5.0	11.1	14.5	12.8	10.6	
7 or more times	4.5	6.8	9.6	7.1	6.9	
N of Valid	597	575	509	436	2117	
N of Miss	115	73	174	107	469	

Table 228: Has anyone in your family ever had severe alcohol or drug problems?



Response	6	8	10	12	Total	
No	80.3	65.9	60.7	63.4	68.2	
Yes	19.7	34.1	39.3	36.6	31.8	
N of Valid	595	578	506	434	2113	
N of Miss	117	70	177	109	473	

Table 229: About how many adults (over 21) have you known personally who in the past year have: used marijuana, crack, cocaine, or other drugs?






Response	6	8	10	12	Total	
0	80.8	63.1	52.6	46.7	62.3	
1	7.4	13.9	15.0	12.8	12.1	
2	4.9	5.7	11.6	12.3	8.2	
03/04/13	2.9	6.9	10.6	9.8	7.2	
5	4.0	10.4	10.2	18.4	10.2	
N of Valid	594	577	500	430	2101	
N of Miss	118	71	183	113	485	

Table 230: About how many adults (over 21) have you known personally who in the past year have: sold or dealt drugs?






Response	6	8	10	12	Total	
0	86.5	73.8	64.0	58.7	72.0	
1	6.9	10.7	13.0	14.2	10.9	
2	3.2	5.2	8.8	10.3	6.5	
03/04/13	1.2	4.3	6.6	7.0	4.5	
5	2.2	5.9	7.6	9.8	6.1	
N of Valid	591	577	500	429	2097	
N of Miss	121	71	183	114	489	

Table 231: About how many adults (over 21) have you known personally who in the past year have: done other things that could get them in trouble with the police, like stealing, selling stolen goods, mugging or assaulting others, etc.?






Response	6	8	10	12	Total	
0	82.3	68.9	61.9	56.0	68.4	
1	8.0	10.9	13.4	14.7	11.5	
2	4.1	5.7	8.0	9.3	6.5	
03/04/13	1.5	6.9	7.4	5.6	5.2	
5	4.1	7.5	9.4	14.4	8.4	
N of Valid	589	576	501	430	2096	
N of Miss	123	72	182	113	490	

Table 232: About how many adults (over 21) have you known personally who in the past year have: gotten drunk or high?






Response	6	8	10	12	Total	
0	67.6	43.0	30.9	32.0	44.8	
1	14.0	18.3	17.6	11.4	15.5	
2	7.4	8.5	13.2	10.9	9.8	
03/04/13	3.5	7.8	12.0	12.3	8.5	
5	7.4	22.4	26.3	33.4	21.4	
N of Valid	592	575	501	431	2099	
N of Miss	120	73	182	112	487	

Table 233: Have you seen or heard information about underage drinking in the past 12 months from the following sources? Radio



Response	6	8	10	12	Total	
No	48.7	41.5	49.9	46.5	46.6	
Yes	51.3	58.5	50.1	53.5	53.4	
N of Valid	606	576	515	439	2136	
N of Miss	106	72	168	104	450	

Table 234: Have you seen or heard information about underage drinking in the past 12 months from the following sources? TV.



Response	6	8	10	12	Total	
No	31.2	24.1	25.0	25.3	26.6	
Yes	68.8	75.9	75.0	74.7	73.4	
N of Valid	602	568	519	438	2127	
N of Miss	110	80	164	105	459	

Table 235: Have you seen or heard information about underage drinking in the past 12 months from the following sources? Print. This includes information on underage drinking you may have seen in the newspaper, on a billboard, in pamphlets, on stickers, etc.



Response	6	8	10	12	Total	
No	45.8	40.4	50.9	47.3	45.9	
Yes	54.2	59.6	49.1	52.7	54.1	
N of Valid	598	572	515	438	2123	
N of Miss	114	76	168	105	463	

Table 236: Have you seen or heard information about underage drinking in the past 12 months from the following sources? Website or social media? (Facebook, Myspace, website, etc.)



Response	6	8	10	12	Total	
No	49.5	41.8	40.7	44.4	44.2	
Yes	50.5	58.2	59.3	55.6	55.8	
N of Valid	598	572	516	437	2123	
N of Miss	114	76	167	106	463	

Table 237: The next questions ask about your opinions of the information you saw or heard. If you have seen or heard more than one ad, please think about your favorite ad when answering these questions. The information about underage drinking that I saw or heard was convincing.






Response	6	8	10	12	Total	
NO!	37.7	19.6	23.4	21.6	26.0	
no	5.6	14.7	16.6	20.0	13.7	
yes	13.6	22.6	28.8	30.5	23.2	
YES!	26.5	25.4	21.2	19.3	23.4	
I have not seen or heard any ads about underage drinking in the past 12 months.	16.6	17.5	9.9	8.6	13.6	
N of Valid	589	570	513	440	2112	
N of Miss	123	78	170	103	474	

Table 238: The next questions ask about your opinions of the information you saw or heard. If you have seen or heard more than one ad, please think about your favorite ad when answering these questions. The information about underage drinking that I saw or heard grabbed my attention.






Response	6	8	10	12	Total	
NO!	29.2	16.6	20.1	20.7	21.8	
no	8.0	16.5	20.9	18.6	15.6	
yes	17.5	21.8	27.3	33.3	24.3	
YES!	27.3	26.5	21.9	18.6	24.0	
I have not seen or heard any ads about underage drinking in the past 12 months.	18.0	18.6	9.8	8.7	14.2	
N of Valid	589	565	512	435	2101	
N of Miss	123	83	171	108	485	

Table 239: The next questions ask about your opinions of the information you saw or heard. If you have seen or heard more than one ad, please think about your favorite ad when answering these questions. The information about underage drinking that I saw or heard said something important to me.

Response	6	8	10	12	Total	
NO!	30.2	15.8	20.4	20.2	21.9	
no	5.5	14.9	21.4	20.9	15.1	
yes	12.4	23.2	26.5	29.7	22.3	
YES!	31.3	26.7	21.0	19.8	25.2	
I have not seen or heard any ads about underage drinking in the past 12 months.	20.6	19.5	10.6	9.4	15.6	
N of Valid	587	565	509	435	2096	
N of Miss	125	83	174	108	490	

Table 240: The next questions ask about your opinions of the information you saw or heard. If you have seen or heard more than one ad, please think about your favorite ad when answering these questions. Seeing or hearing this information about underage drinking made me want to stop or decrease my drinking.

Response	6	8	10	12	Total	
NO!	27.7	19.1	23.5	25.1	23.8	
no	4.9	9.7	17.5	19.5	12.4	
yes	6.2	12.9	19.1	23.5	14.8	
YES!	24.0	27.2	20.7	18.6	22.9	
I have not seen or heard any ads about underage drinking in the past 12 months.	37.2	31.1	19.1	13.3	26.1	
N of Valid	567	544	502	430	2043	
N of Miss	145	104	181	113	543	

Table 241: How honest were you in filling out this survey?

Response	6	8	10	12	Total	
I was very honest	84.3	81.1	77.4	73.1	79.4	
I was honest pretty much of the time	12.4	14.7	18.0	18.8	15.7	
I was honest some of the time	3.0	3.5	3.4	5.8	3.8	
I was honest once in a while	0.3	0.7	1.1	2.2	1.0	
I was not honest at all	0.0	0.0	0.0	0.0	0.0	
N of Valid	597	566	527	446	2136	
N of Miss	115	82	156	97	450	