

2010 APNA



Arkansas Prevention Needs Assessment Student Survey

Jefferson County Tables

Arkansas Department of Human Services
Division of Behavioral Sciences
Office of Alcohol and Drug Abuse Prevention

Conducted by International Survey Associates dba Pride Surveys

Contents

1	INTRODUCTION	11
2	PERCENTAGE TABLES	16

List of Tables

1	Sex	17
2	Age	17
3	Are you Hispanic or Latino?	17
4	What is your race? Black or African American	18
5	What is your race? Asian	18
6	What is your race? American Indian	18
7	What is your race? Alaska Native	18
8	What is your race? White	19
9	What is your race? Native Hawaiian or Other Pacific Islander	19
10	What is your race? Other	19
11	What is the highest level of schooling completed by your mother or father?	20
12	Think of where you live most of the time. Which of the following people live there with you? Mother	20
13	Think of where you live most of the time. Which of the following people live there with you? Stepmother	20
14	Think of where you live most of the time. Which of the following people live there with you? Foster Mother	21
15	Think of where you live most of the time. Which of the following people live there with you? Grandmother	21
16	Think of where you live most of the time. Which of the following people live there with you? Aunt	21
17	Think of where you live most of the time. Which of the following people live there with you? Father	21
18	Think of where you live most of the time. Which of the following people live there with you? Stepfather	22
19	Think of where you live most of the time. Which of the following people live there with you? Foster Father	22
20	Think of where you live most of the time. Which of the following people live there with you? Grandfather	22
21	Think of where you live most of the time. Which of the following people live there with you? Uncle	22
22	Think of where you live most of the time. Which of the following people live there with you? Other Adults	23
23	Think of where you live most of the time. Which of the following people live there with you? Brother(s)	23
24	Think of where you live most of the time. Which of the following people live there with you? Stepbrother(s)	23
25	Think of where you live most of the time. Which of the following people live there with you? Sister(s)	23
26	Think of where you live most of the time. Which of the following people live there with you? Stepsister(s)	24

27	Think of where you live most of the time. Which of the following people live there with you? Other Children	24
28	In my school, students have lots of chances to help decide things like class activities and rules.	24
29	Teachers ask me to work on special classroom projects.	24
30	My teacher(s) notices when I am doing a good job and lets me know about it.	25
31	There are lots of chances for students in my school to get involved in sports, clubs, and other school activities outside of class.	25
32	There are lots of chances for students in my school to talk with a teacher one-on-one.	25
33	I feel safe at my school.	26
34	The school lets my parents know when I have done something well.	26
35	My teachers praise me when I work hard in school.	26
36	Are your school grades better than the grades of most students in your class?	27
37	I have lots of chances to be part of class discussions or activities.	27
38	Now thinking back over the past year in school, how often did you: enjoy being in school?	27
39	Now thinking back over the past year in school, how often did you: hate being in school?	28
40	Now thinking back over the past year in school, how often did you: try to do your best work in school?	28
41	How often do you feel that the school work you are assigned is meaningful and important?	28
42	Putting them all together, what were your grades like last year?	29
43	How important do you think the things you are learning in school are going to be for your later life?	29
44	How interesting are most of your courses to you?	29
45	During the LAST FOUR WEEKS how many whole days of school have you missed because you skipped or 'cut'?	30
46	What are the chances you would be seen as cool if you: smoked cigarettes?	30
47	What are the chances you would be seen as cool if you: worked hard at school?	30
48	What are the chances you would be seen as cool if you: began drinking alcoholic beverages regularly, that is, at least once or twice a month?	31
49	What are the chances you would be seen as cool if you: defended someone who was being verbally abused at school?	31
50	What are the chances you would be seen as cool if you: smoked marijuana?	31
51	What are the chances you would be seen as cool if you: carried a handgun?	32

52	What are the chances you would be seen as cool if you: regularly volunteered to do community service?	32
53	Think of your four best friends (the friends you feel closest to). In the past year (12 months), how many of your best friends have: participated in clubs, organizations or activities at school?	32
54	Think of your four best friends (the friends you feel closest to). In the past year (12 months), how many of your best friends have: smoked cigarettes?	33
55	Think of your four best friends (the friends you feel closest to). In the past year (12 months), how many of your best friends have: tried beer, wine or hard liquor (for example, vodka, whiskey, or gin) when their parents didn't know about it?	33
56	Think of your four best friends (the friends you feel closest to). In the past year (12 months), how many of your best friends have: made a commitment to stay drug-free?	33
57	Think of your four best friends (the friends you feel closest to). In the past year (12 months), how many of your best friends have: used marijuana?	34
58	Think of your four best friends (the friends you feel closest to). In the past year (12 months), how many of your best friends have: tried to do well in school?	34
59	Think of your four best friends (the friends you feel closest to). In the past year (12 months), how many of your best friends have: used LSD, cocaine, amphetamines, or other illegal drugs?	34
60	Think of your four best friends (the friends you feel closest to). In the past year (12 months), how many of your best friends have: been suspended from school?	35
61	Think of your four best friends (the friends you feel closest to). In the past year (12 months), how many of your best friends have: liked school?	35
62	Think of your four best friends (the friends you feel closest to). In the past year (12 months), how many of your best friends have: carried a handgun?	35
63	Think of your four best friends (the friends you feel closest to). In the past year (12 months), how many of your best friends have: sold illegal drugs?	36
64	Think of your four best friends (the friends you feel closest to). In the past year (12 months), how many of your best friends have: regularly attended religious services?	36
65	Think of your four best friends (the friends you feel closest to). In the past year (12 months), how many of your best friends have: stolen or tried to steal a motor vehicle such as a car or motorcycle?	36
66	Think of your four best friends (the friends you feel closest to). In the past year (12 months), how many of your best friends have: been arrested?	37

67	Think of your four best friends (the friends you feel closest to). In the past year (12 months), how many of your best friends have: dropped out of school?	37
68	Think of your four best friends (the friends you feel closest to). In the past year (12 months), how many of your best friends have: been members of a gang?	37
69	How old were you when you first: smoked marijuana?	38
70	How old were you when you first: smoked a cigarette, even just a puff?	38
71	How old were you when you first: had more than a sip or two of beer, wine or hard liquor (for example, vodka, whiskey, or gin)? . . .	39
72	How old were you when you first: began drinking alcoholic beverages regularly, that is, at least once or twice a month?	39
73	How old were you when you first: used phenoxydine (pox, px, breeze)?	40
74	How old were you when you first: got suspended from school? . . .	40
75	How old were you when you first: got arrested?	41
76	How old were you when you first: carried a handgun?	41
77	How old were you when you first: attacked someone with the idea of seriously hurting them?	42
78	How old were you when you first: belonged to a gang?	42
79	How wrong do you think it is for someone your age to: take a handgun to school?	43
80	How wrong do you think it is for someone your age to: steal anything worth more than \$5?	43
81	How wrong do you think it is for someone your age to: pick a fight with someone?	43
82	How wrong do you think it is for someone your age to: attack someone with the idea of seriously hurting them?	44
83	How wrong do you think it is for someone your age to: stay away from school all day when their parents think they are at school? . .	44
84	How wrong do you think it is for someone your age to: drink beer, wine or hard liquor (for example, vodka, whiskey, or gin) regularly? .	44
85	How wrong do you think it is for someone your age to: smoke cigarettes?	45
86	How wrong do you think it is for someone your age to: smoke marijuana?	45
87	How wrong do you think it is for someone your age to: use LSD, cocaine, amphetamines or another illegal drug?	45
88	At school during the past 12 months, did you receive help from the resource teacher, speech therapist or other special education teacher?	46
89	How many times in the past year (12 months) have you: been suspended from school?	46
90	How many times in the past year (12 months) have you: carried a handgun?	46

91	How many times in the past year (12 months) have you: sold illegal drugs?	47
92	How many times in the past year (12 months) have you: stolen or tried to steal a motor vehicle such as a car or motorcycle?	47
93	How many times in the past year (12 months) have you: participated in clubs, organizations or activities at school?	48
94	How many times in the past year (12 months) have you: been arrested?	48
95	How many times in the past year (12 months) have you: done extra work on your own for school?	49
96	How many times in the past year (12 months) have you: attacked someone with the idea of seriously hurting them?	49
97	How many times in the past year (12 months) have you: been drunk or high at school?	50
98	How many times in the past year (12 months) have you: volunteered to do community service?	50
99	How many times in the past year (12 months) have you: taken a handgun to school?	51
100	Are you currently on probation, or assigned a probation officer with Juvenile Court?	51
101	Have you ever belonged to a gang?	51
102	If you have ever belonged to a gang, did that gang have a name? . .	52
103	How many times have you done the following things? done what feels good no matter what.	52
104	How many times have you done the following things? done something dangerous because someone dared you to do it.	52
105	How many times have you done the following things? done crazy things even if they are a little dangerous.	53
106	You're looking at CD's in a music store with a friend. You look up and see her slip a CD under her coat. She smiles and says 'Which one do you want? Go ahead, take it while nobody's around.' There is nobody in sight, no employees and no other customers. What would you do now?	53
107	You are visiting another part of town, and you don't know any of the people your age there. You are walking down the street, and some teenager you don't know is walking toward you. He is about your size, and as he is about to pass you, he deliberately bumps into you and you almost lose your balance. What would you say or do? .	53
108	You are at a party at someone's house, and one of your friends offers you a drink containing alcohol. What would you say or do?	54
109	It's 8:00 on a weeknight and you are about to go over to a friend's home when your mother asks you where you are going. You say 'Oh, just going to go hang out with some friends.' She says, 'No, you'll just get into trouble if you go out. Stay home tonight.' What would you do now?	54
110	How often do you attend religious services or activities?	54

111	I do the opposite of what people tell me, just to get them mad. . . .	55
112	I like to see how much I can get away with.	55
113	I ignore rules that get in my way.	55
114	I think sometimes it's okay to cheat at school.	56
115	It is important to think before you act.	56
116	Sometimes I think that life is not worth it.	56
117	At times I think I am no good at all.	57
118	All in all, I am inclined to think that I am a failure.	57
119	In the past year, have you felt depressed or sad MOST days, even if you felt okay sometimes?	57
120	It is all right to beat up people if they start the fight.	58
121	I think it is okay to take something without asking if you can get away with it.	58
122	Sometimes we don't know what we will do as adults, but we may have an idea. Please answer how true these statements may be for you. WHEN I AM AN ADULT I WILL: smoke cigarettes.	58
123	Sometimes we don't know what we will do as adults, but we may have an idea. Please answer how true these statements may be for you. WHEN I AM AN ADULT I WILL: drink beer, wine, or liquor.	59
124	Sometimes we don't know what we will do as adults, but we may have an idea. Please answer how true these statements may be for you. WHEN I AM AN ADULT I WILL: smoke marijuana.	59
125	Sometimes we don't know what we will do as adults, but we may have an idea. Please answer how true these statements may be for you. WHEN I AM AN ADULT I WILL: use LSD, cocaine, amphetamines or another illegal drug.	59
126	How much do you think people risk harming themselves (physically or in other ways) if they: smoked one or more packs of cigarettes per day?	60
127	How much do you think people risk harming themselves (physically or in other ways) if they: try marijuana once or twice?	60
128	How much do you think people risk harming themselves (physically or in other ways) if they: smoke marijuana regularly?	60
129	How much do you think people risk harming themselves (physically or in other ways) if they: take one or two drinks of an alcoholic beverage (beer, wine, liquor) nearly every day?	61
130	How much do you think people risk harming themselves (physically or in other ways) if they: have five or more drinks once or twice each weekend?	61
131	Have you ever used smokeless tobacco (chew, snuff, plug, dipping tobacco, or chewing tobacco)?	61
132	How often have you taken smokeless tobacco during the past 30 days?	62
133	Have you ever smoked cigarettes?	62
134	How frequently have you smoked cigarettes during the past 30 days?	62

135	Which statement best describes rules about smoking inside your home?	63
136	Which statement best describes rules about smoking in your family cars?	63
137	During this school year, were you taught in any of your classes about the dangers of tobacco use?	64
138	During the past 12 months, have you participated in any community activities to discourage people your age from using cigarettes, chewing tobacco, snuff, dip or cigars?	64
139	On how many occasions have you had alcoholic beverages (beer, wine or hard liquor) to drink in your lifetime - more than just a few sips?	64
140	On how many occasions have you had beer, wine or hard liquor to drink during the past 30 days?	65
141	On how many occasions have you used marijuana (grass, pot) or hashish (hash, hash oil) in your lifetime?	65
142	On how many occasions have you used marijuana (grass, pot) or hashish (hash, hash oil) during the past 30 days?	65
143	On how many occasions have you used LSD or other psychedelics in your lifetime?	66
144	On how many occasions have you used LSD or other psychedelics during the past 30 days?	66
145	On how many occasions have you used cocaine or crack in your lifetime?	66
146	On how many occasions have you used cocaine or crack during the past 30 days?	67
147	On how many occasions have you sniffed glue, breathed the contents of an aerosol spray can, or inhaled other gases or sprays, in order to get high in your lifetime?	67
148	On how many occasions have you sniffed glue, breathed the contents of an aerosol spray can, or inhaled other gases or sprays, in order to get high during the past 30 days?	68
149	On how many occasions have you used phenoxydine (pox, px, breeze) in your lifetime?	68
150	On how many occasions have you used phenoxydine (pox, px, breeze) during the past 30 days?	69
151	On how many occasions have you used sedatives (tranquilizers, such as Valium or Xanax, barbiturates, or sleeping pills) without a doctor telling you to take them, in your lifetime?	69
152	On how many occasions have you used sedatives (tranquilizers, such as Valium or Xanax, barbiturates, or sleeping pills) without a doctor telling you to take them, during the past 30 days?	70
153	On how many occasions have you used methamphetamines (meth, speed, crank, crystal meth) in your lifetime?	70

154	On how many occasions have you used methamphetamines (meth, speed, crank, crystal meth) in the past 30 days?	71
155	On how many occasions have you used stimulants, other than Methamphetamines (such as amphetamines, Ritalin or Dexedrine) without a doctor telling you to take them, in your lifetime?	71
156	On how many occasions have you used stimulants, other than Methamphetamines (such as amphetamines, Ritalin or Dexedrine) without a doctor telling you to take them, during the past 30 days?	72
157	On how many occasions have you used heroin or other opiates in your lifetime?	72
158	On how many occasions have you used heroin or other opiates during the past 30 days?	73
159	On how many occasions have you used MDMA ('X', 'E', or ecstasy) in your lifetime?	73
160	On how many occasions have you used MDMA ('X', 'E', or ecstasy) during the past 30 days?	73
161	On how many occasions have you taken prescription drugs (such as Valium, Xanax, Ritalin, Adderall, OxyContin, Darvocet, or sleeping pills) on your own-that is, without a doctor telling you to take them in your lifetime?	74
162	On how many occasions have you taken prescription drugs (such as Valium, Xanax, Ritalin, Adderall, OxyContin, Darvocet, or sleeping pills) on your own-that is, without a doctor telling you to take them during the past 30 days?	74
163	On how many occasions have you taken non-prescription medicines such as diet pills (for example, Dietac, Dexatrim or Prolamine), stay-awake pills (for example No-Doz, Vivarin, or Wake), or cough or cold medicines (robos, DXM, etc.) to get high in your lifetime?	75
164	On how many occasions have you taken non-prescription medicines such as diet pills (for example, Dietac, Dexatrim or Prolamine), stay-awake pills (for example No-Doz, Vivarin, or Wake), or cough or cold medicines (robos, DXM, etc.) to get high during the past 30 days?	75
165	On how many occasions have you been drunk or very high from drinking alcoholic beverages during the past 30 days?	76
166	On how many occasions have you drunk flavored alcoholic beverages, sometimes called 'alcopops' (like Mike's Hard Lemonade, Smirnoff Ice, Bacardi Breezers, etc.) in your lifetime?	76
167	On how many occasions have you drunk flavored alcoholic beverages, sometimes called 'alcopops' (like Mike's Hard Lemonade, Smirnoff Ice, Bacardi Breezers, etc.) during the past 30 days?	77
168	Think back over the last two weeks. How many times have you had five or more alcoholic drinks in a row?	77
169	During the past 30 days, how many times did you ride in a car or other vehicle driven by someone who had been drinking alcohol?	77

170	During the past 30 days, how many times did you drive a car or other vehicle when you had been drinking alcohol?	78
171	If you drank alcohol (not just a sip or taste) in the past year, how did you usually get it?	78
172	If you drank alcohol (not just a sip or taste) in the past year, where did you usually drink it?	79
173	During the last month, about how many marijuana cigarettes, or the equivalent, did you smoke a day, on the average?	79
174	How wrong would most adults (over 21) in your neighborhood think it is for kids your age: to use marijuana?	80
175	How wrong would most adults (over 21) in your neighborhood think it is for kids your age: to drink alcohol?	80
176	How wrong would most adults (over 21) in your neighborhood think it is for kids your age: to smoke cigarettes?	80
177	How much do each of the following statements describe your neighborhood? crime and/or drug selling	81
178	How much do each of the following statements describe your neighborhood? fights	81
179	How much do each of the following statements describe your neighborhood? lots of empty or abandoned buildings	81
180	How much do each of the following statements describe your neighborhood? lots of graffiti	82
181	If I had to move, I would miss the neighborhood I now live in.	82
182	My neighbors notice when I am doing a good job and let me know about it.	82
183	I like my neighborhood.	83
184	There are lots of adults in my neighborhood I could talk to about something important.	83
185	I'd like to get out of my neighborhood.	83
186	There are people in my neighborhood who are proud of me when I do something well.	84
187	There are people in my neighborhood who encourage me to do my best.	84
188	I feel safe in my neighborhood.	84
189	Which of the following activities for people your age are available in your community? sports teams?	85
190	Which of the following activities for people your age are available in your community? scouting?	85
191	Which of the following activities for people your age are available in your community? boys and girls clubs?	85
192	Which of the following activities for people your age are available in your community? 4-H clubs?	85
193	Which of the following activities for people your age are available in your community? service clubs?	86

194	If a kid smoked marijuana in your neighborhood would he or she be caught by the police?	86
195	If a kid drank some beer, wine or hard liquor (for example, vodka, whiskey, or gin) in your neighborhood would he or she be caught by the police?	86
196	If a kid carried a handgun in your neighborhood would he or she be caught by the police?	87
197	If you wanted to get some cigarettes, how easy would it be for you to get some?	87
198	If you wanted to get some beer, wine or hard liquor (for example, vodka, whiskey, or gin), how easy would it be for you to get some?	87
199	If you wanted to get a drug like cocaine, LSD, or amphetamines, how easy would it be for you to get some?	88
200	If you wanted to get a handgun, how easy would it be for you to get one?	88
201	If you wanted to get some marijuana, how easy would it be for you to get some?	88
202	During the past 12 months, have you participated in any alcohol prevention programs or seen any alcohol prevention messages in your school or community? Yes, a school-based program focused on preventing underage drinking and/or drinking and driving.	89
203	During the past 12 months, have you participated in any alcohol prevention programs or seen any alcohol prevention messages in your school or community? Yes, a community-based program focused on preventing underage drinking and/or drinking and driving (for example, through your church or temple or through youth groups like Boys and Girls Club or 4-H).	89
204	During the past 12 months, have you participated in any alcohol prevention programs or seen any alcohol prevention messages in your school or community? Yes, a media campaign addressing underage drinking and/or drinking and driving (for example, newspaper ads, posters, pamphlets, radio, TV).	89
205	During the past 12 months, have you participated in any alcohol prevention programs or seen any alcohol prevention messages in your school or community? No	89
206	How wrong do your parents feel it would be for YOU to: drink beer, wine or hard liquor (for example, vodka, whiskey or gin) regularly?	90
207	How wrong do your parents feel it would be for YOU to: smoke cigarettes?	90
208	How wrong do your parents feel it would be for YOU to: smoke marijuana?	90
209	How wrong do your parents feel it would be for YOU to: steal something worth more than \$5?	91

210	How wrong do your parents feel it would be for YOU to: draw graffiti, write things, or draw pictures on buildings or other property (without the owner's permission)?	91
211	How wrong do your parents feel it would be for YOU to: pick a fight with someone?	91
212	During the past 12 months, have you talked with at least one of your parents about the dangers of underage drinking and/or drinking and driving? By parents, we mean either your biological parents, adoptive parents, stepparents, or adult guardians - whether or not they live with you.	92
213	Have any of your brothers or sisters ever: drunk beer, wine or hard liquor (for example, vodka, whiskey or gin)?	92
214	Have any of your brothers or sisters ever: smoked marijuana?	92
215	Have any of your brothers or sisters ever: smoked cigarettes?	92
216	Have any of your brothers or sisters ever: taken a handgun to school?	93
217	Have any of your brothers or sisters ever: been suspended or expelled from school?	93
218	The rules in my family are clear.	93
219	People in my family often insult or yell at each other.	94
220	When I am not at home, one of my parents knows where I am and who I am with.	94
221	We argue about the same things in my family over and over.	94
222	If you drank some beer or wine or liquor (for example, vodka, whiskey, or gin) without your parents' permission, would you be caught by your parents?	95
223	My family has clear rules about alcohol and drug use.	95
224	If you carried a handgun without your parents' permission, would you be caught by your parents?	95
225	If you skipped school would you be caught by your parents?	96
226	Do you feel very close to your mother?	96
227	Do you share your thoughts and feelings with your mother?	96
228	My parents ask me what I think before most family decisions affecting me are made.	97
229	Do you share your thoughts and feelings with your father?	97
230	Do you enjoy spending time with your mother?	97
231	Do you enjoy spending time with your father?	98
232	If I had a personal problem, I could ask my mom or dad for help.	98
233	Do you feel very close to your father?	98
234	My parents give me lots of chances to do fun things with them.	99
235	My parents ask if I've gotten my homework done.	99
236	People in my family have serious arguments.	99
237	Would your parents know if you did not come home on time?	100
238	It is important to be honest with your parents, even if they become upset or you get punished.	100

239	My parents notice when I am doing a good job and let me know about it.	100
240	How often do your parents tell you they're proud of you for something you've done?	101
241	How many brothers and sisters, including stepbrothers and sisters, do you have that are younger than you?	101
242	How many brothers and sisters, including stepbrothers and sisters, do you have that are older than you?	101
243	Have you changed homes in the past year (the last 12 months)?	102
244	How many times have you changed homes since kindergarten?	102
245	Have you changed schools (including changing from elementary to middle and middle to high school) in the past year?	102
246	How many times have you changed schools since kindergarten (including changing from elementary to middle and middle to high school)?	103
247	Has anyone in your family ever had severe alcohol or drug problems?	103
248	About how many adults (over 21) have you known personally who in the past year have: used marijuana, crack, cocaine, or other drugs?	103
249	About how many adults (over 21) have you known personally who in the past year have: sold or dealt drugs?	104
250	About how many adults (over 21) have you known personally who in the past year have: done other things that could get them in trouble with the police, like stealing, selling stolen goods, mugging or assaulting others, etc.?	104
251	About how many adults (over 21) have you known personally who in the past year have: gotten drunk or high?	104
252	Have you seen or heard information about underage drinking in the past 12 months from the following sources? Radio	105
253	Have you seen or heard information about underage drinking in the past 12 months from the following sources? TV.	105
254	Have you seen or heard information about underage drinking in the past 12 months from the following sources? Print. This includes information on underage drinking you may have seen in the newspaper, on a billboard, in pamphlets, on stickers, etc.	105
255	Have you seen or heard information about underage drinking in the past 12 months from the following sources? Website or social media? (Facebook, Myspace, website, etc.)	105
256	The next questions ask about your opinions of the information you saw or heard. If you have seen or heard more than one ad, please think about your favorite ad when answering these questions. The information about underage drinking that I saw or heard was convincing.	106

257	The next questions ask about your opinions of the information you saw or heard. If you have seen or heard more than one ad, please think about your favorite ad when answering these questions. The information about underage drinking that I saw or heard grabbed my attention.	106
258	The next questions ask about your opinions of the information you saw or heard. If you have seen or heard more than one ad, please think about your favorite ad when answering these questions. The information about underage drinking that I saw or heard said something important to me.	106
259	The next questions ask about your opinions of the information you saw or heard. If you have seen or heard more than one ad, please think about your favorite ad when answering these questions. Seeing or hearing this information about underage drinking made me want to stop or decrease my drinking.	107
260	How honest were you in filling out this survey?	107

List of Figures

1	Grade Chart	12
2	Gender Chart	13
3	Age Chart	14
4	Ethnic Origin Chart	15

1 INTRODUCTION

This report was generated from data collected on the *2010 Arkansas Prevention Needs Assessment Student Survey*. This report contains basic frequency tables of all data collected and graphs on the selected demographic variables of grade, gender, age and ethnic origin. The graph on ethnic origin is represented as a bar chart rather than as a pie chart. This is because students were allowed to mark more than one response for ethnic origin as opposed to being allowed to mark only one response. The bars represent the percent of students who marked each of the ethnic categories.

Questions regarding the information found in this report can be directed to:

Pride Surveys

160 Vanderbilt Court
Bowling Green, KY 42103
1-800-279-6361
www.pridesurveys.com

Grade Chart

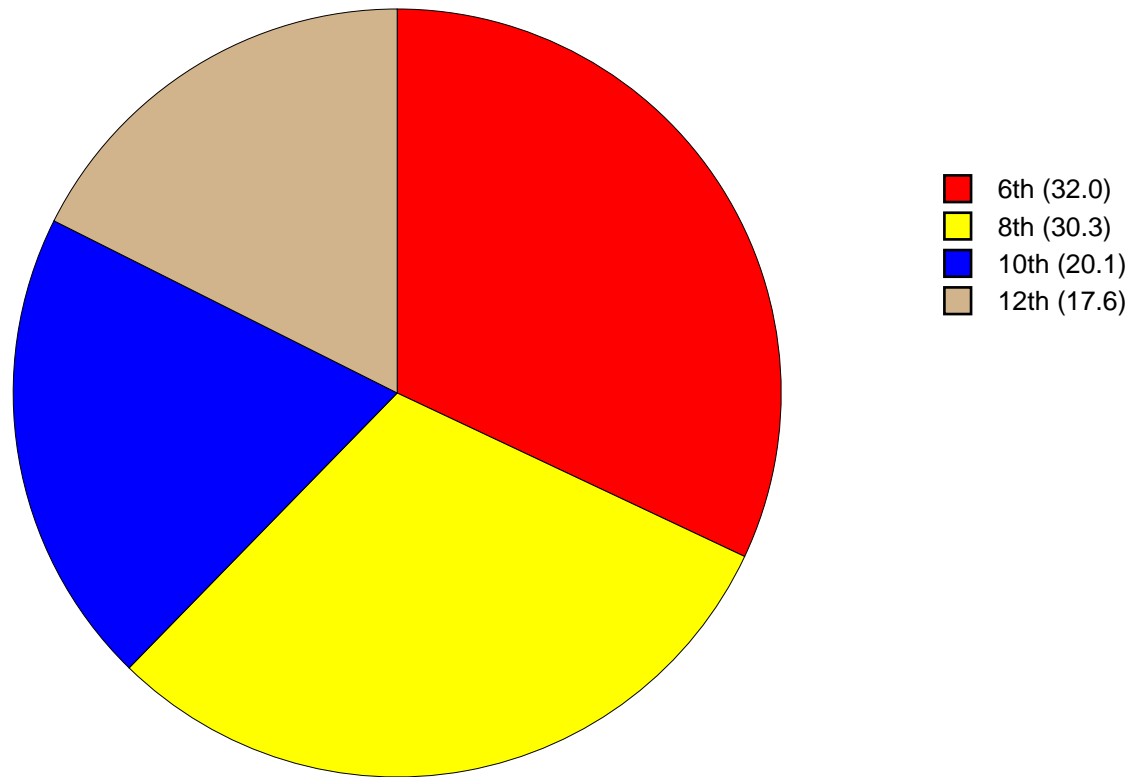


Figure 1: Grade Chart

Gender Chart

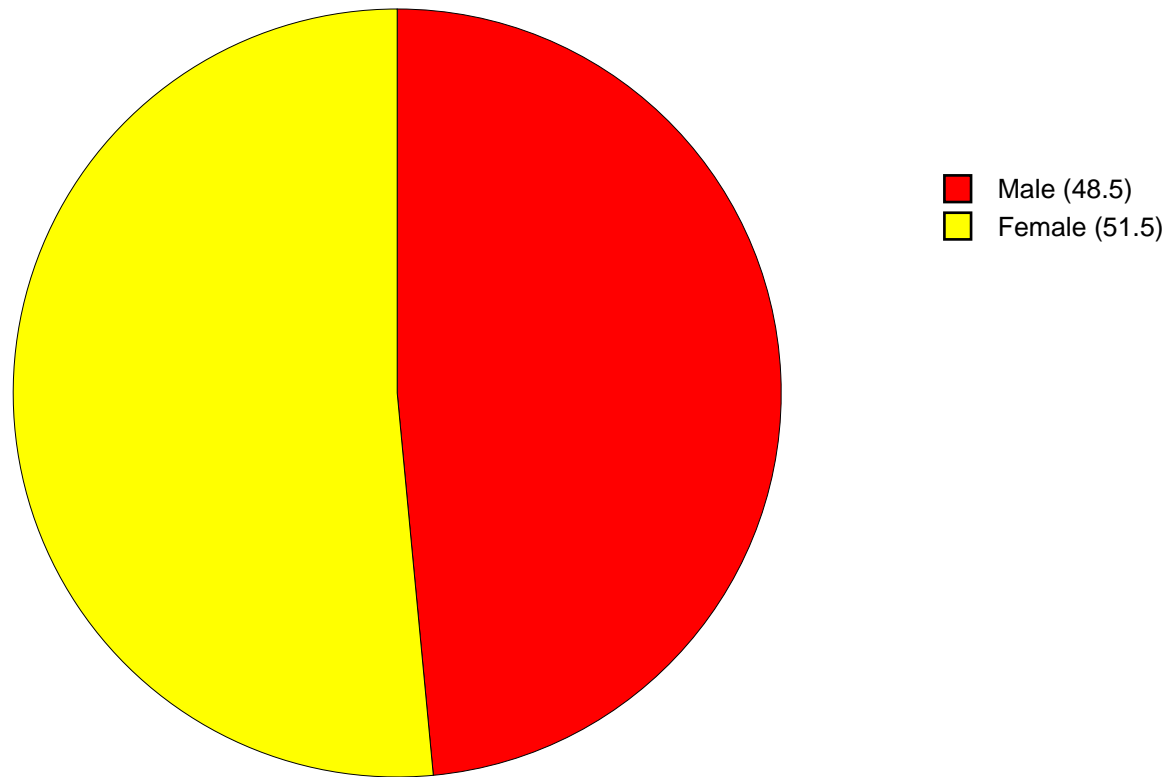


Figure 2: Gender Chart

Age Chart

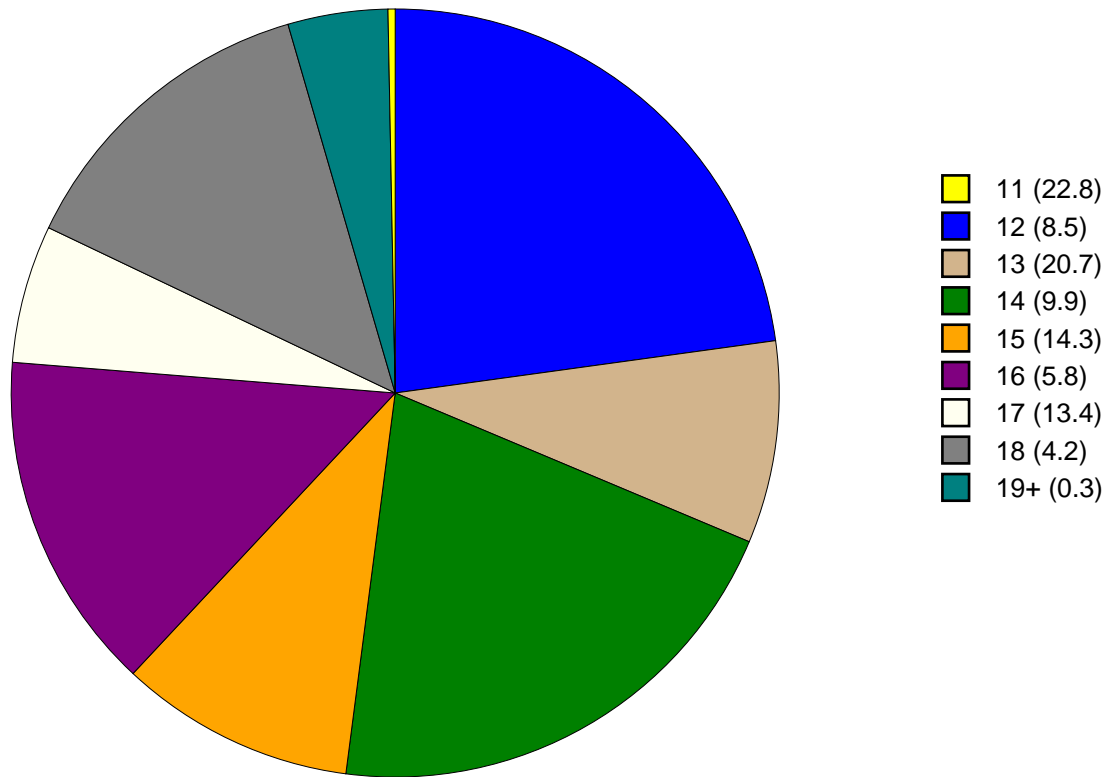


Figure 3: Age Chart

Ethnic Origin Chart

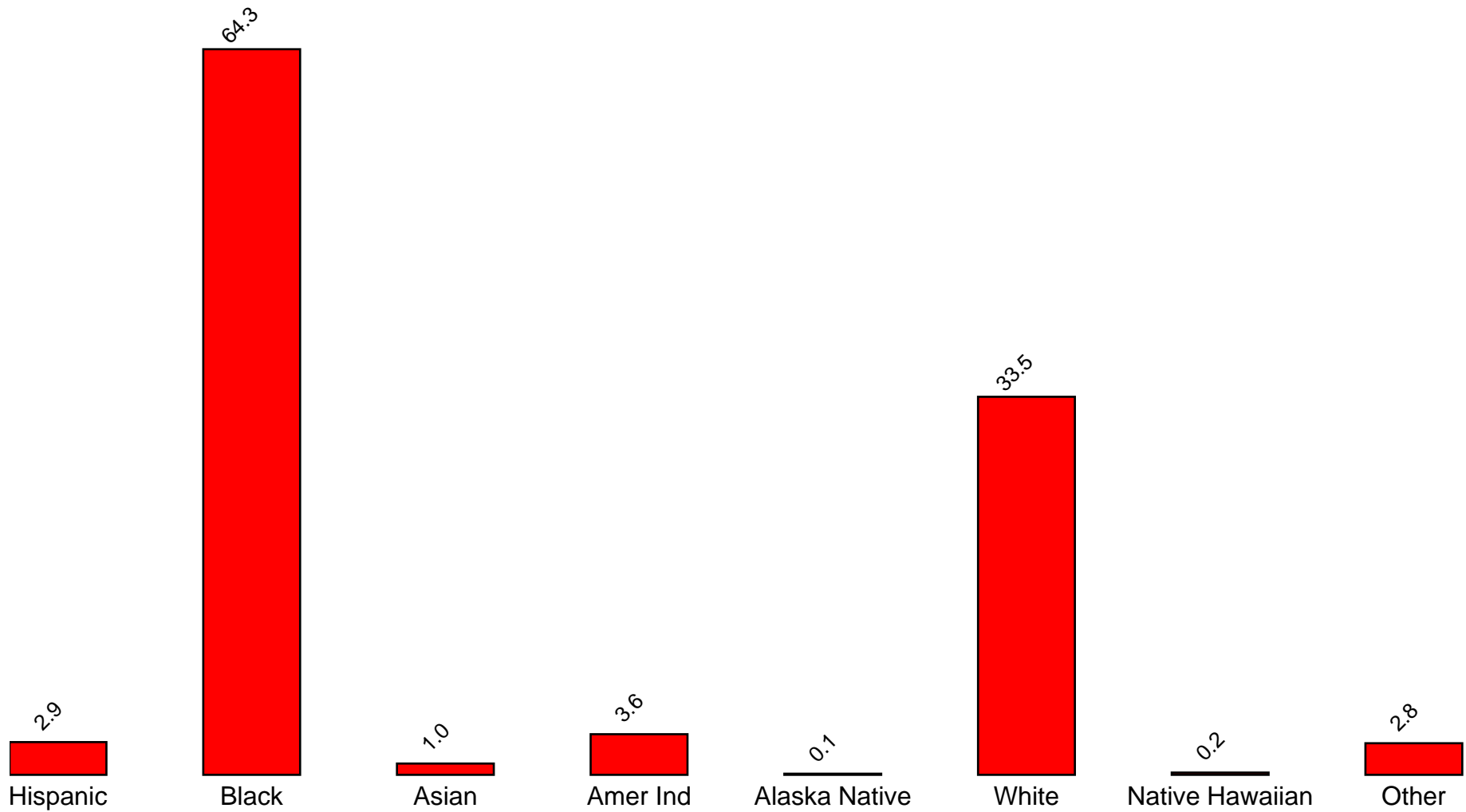


Figure 4: Ethnic Origin Chart

2 PERCENTAGE TABLES

The following tables contain frequency distribution detailing how your students responded to each question on the survey. The tables appear in the same order as the questions on the survey. The tables include breakdowns by grade level as well as overall percentages. The *N of Valid* row is a frequency count of the number of valid responses to each question for each grade and overall. The *N of Miss* row is a frequency count of the number of invalid (marked more than one response) or missing (i.e. did not respond) responses to each question for each grade and overall.

For the questions that allowed more than one response (i.e. race, live with, etc.) each response becomes a separate table. If a student did not mark the response, that was counted as a NO response, and if they did mark the response, that was counted as a YES response. Since a non response is a valid response for these questions, the *N of Miss* will always be zero for these questions.

Table 1: Sex

Response	6	8	10	12	Total	
Male	50.0	47.1	50.0	46.6	48.5	
Female	50.0	52.9	50.0	53.4	51.5	
N of Valid	636	607	396	352	1991	
N of Miss	7	3	9	2	21	

Table 2: Age

Response	6	8	10	12	Total	
10 or younger	0.2	0.0	0.0	0.0	0.0	
11	71.0	0.0	0.0	0.0	22.8	
12	26.3	0.2	0.0	0.0	8.5	
13	2.5	65.6	0.0	0.0	20.7	
14	0.0	32.4	0.3	0.0	9.9	
15	0.0	1.5	69.5	0.0	14.3	
16	0.0	0.3	28.2	0.3	5.8	
17	0.0	0.0	1.8	74.0	13.4	
18	0.0	0.0	0.3	23.7	4.2	
19 or older	0.0	0.0	0.0	2.0	0.3	
N of Valid	642	608	400	354	2004	
N of Miss	1	2	5	0	8	

Table 3: Are you Hispanic or Latino?

Response	6	8	10	12	Total	
No	96.9	97.8	97.7	95.3	97.1	
Yes	3.1	2.2	2.3	4.7	2.9	
N of Valid	618	581	390	344	1933	
N of Miss	25	29	15	10	79	

Table 4: What is your race? Black or African American



Response	6	8	10	12	Total	
No	30.9	33.8	41.5	41.0	35.7	
Yes	69.1	66.2	58.5	59.0	64.3	
N of Valid	643	610	405	354	2012	
N of Miss	0	0	0	0	0	

Table 5: What is your race? Asian



Response	6	8	10	12	Total	
No	99.4	99.0	99.0	98.3	99.0	
Yes	0.6	1.0	1.0	1.7	1.0	
N of Valid	643	610	405	354	2012	
N of Miss	0	0	0	0	0	

Table 6: What is your race? American Indian



Response	6	8	10	12	Total	
No	97.4	95.9	95.3	96.9	96.4	
Yes	2.6	4.1	4.7	3.1	3.6	
N of Valid	643	610	405	354	2012	
N of Miss	0	0	0	0	0	

Table 7: What is your race? Alaska Native



Response	6	8	10	12	Total	
No	99.8	99.8	100.0	100.0	99.9	
Yes	0.2	0.2	0.0	0.0	0.1	
N of Valid	643	610	405	354	2012	
N of Miss	0	0	0	0	0	

Table 8: What is your race? White



Response	6	8	10	12	Total	
No	71.1	68.2	61.5	61.0	66.5	
Yes	28.9	31.8	38.5	39.0	33.5	
N of Valid	643	610	405	354	2012	
N of Miss	0	0	0	0	0	

Table 9: What is your race? Native Hawaiian or Other Pacific Islander



Response	6	8	10	12	Total	
No	100.0	99.8	99.3	99.7	99.8	
Yes	0.0	0.2	0.7	0.3	0.2	
N of Valid	643	610	405	354	2012	
N of Miss	0	0	0	0	0	

Table 10: What is your race? Other



Response	6	8	10	12	Total	
No	96.9	97.7	96.5	97.7	97.2	
Yes	3.1	2.3	3.5	2.3	2.8	
N of Valid	643	610	405	354	2012	
N of Miss	0	0	0	0	0	

Table 11: What is the highest level of schooling completed by your mother or father?









Response	6	8	10	12	Total	
Completed grade school or less	2.7	4.2	0.7	1.7	2.6	
Some high school	3.3	4.2	6.2	14.4	6.1	
Completed high school	13.6	17.6	20.9	27.0	18.6	
Some college	14.2	12.7	19.7	19.0	15.7	
Completed college	26.6	27.1	29.4	23.9	26.8	
Graduate or professional school after college	8.4	11.7	10.7	9.8	10.1	
Don't know	30.4	21.2	10.5	3.4	18.8	
Does not apply	0.8	1.3	1.7	0.9	1.2	
N of Valid	632	598	401	348	1979	
N of Miss	8	6	3	3	20	

Table 12: Think of where you live most of the time. Which of the following people live there with you? Mother



Response	6	8	10	12	Total	
No	11.5	13.3	15.3	17.5	13.9	
Yes	88.5	86.7	84.7	82.5	86.1	
N of Valid	643	610	405	354	2012	
N of Miss	0	0	0	0	0	

Table 13: Think of where you live most of the time. Which of the following people live there with you? Stepmother



Response	6	8	10	12	Total	
No	97.0	94.8	95.1	96.0	95.8	
Yes	3.0	5.2	4.9	4.0	4.2	
N of Valid	643	610	405	354	2012	
N of Miss	0	0	0	0	0	

Table 14: Think of where you live most of the time. Which of the following people live there with you? Foster Mother



Response	6	8	10	12	Total	
No	99.5	100.0	100.0	99.4	99.8	
Yes	0.5	0.0	0.0	0.6	0.2	
N of Valid	643	610	405	354	2012	
N of Miss	0	0	0	0	0	

Table 15: Think of where you live most of the time. Which of the following people live there with you? Grandmother



Response	6	8	10	12	Total	
No	81.8	85.4	86.7	87.6	84.9	
Yes	18.2	14.6	13.3	12.4	15.1	
N of Valid	643	610	405	354	2012	
N of Miss	0	0	0	0	0	

Table 16: Think of where you live most of the time. Which of the following people live there with you? Aunt



Response	6	8	10	12	Total	
No	93.3	93.8	95.8	94.9	94.2	
Yes	6.7	6.2	4.2	5.1	5.8	
N of Valid	643	610	405	354	2012	
N of Miss	0	0	0	0	0	

Table 17: Think of where you live most of the time. Which of the following people live there with you? Father



Response	6	8	10	12	Total	
No	54.6	57.0	53.3	53.4	54.9	
Yes	45.4	43.0	46.7	46.6	45.1	
N of Valid	643	610	405	354	2012	
N of Miss	0	0	0	0	0	

Table 18: Think of where you live most of the time. Which of the following people live there with you? Stepfather



Response	6	8	10	12	Total	
No	84.0	83.6	85.4	86.7	84.6	
Yes	16.0	16.4	14.6	13.3	15.4	
N of Valid	643	610	405	354	2012	
N of Miss	0	0	0	0	0	

Table 19: Think of where you live most of the time. Which of the following people live there with you? Foster Father


Response	6	8	10	12	Total	
No	99.8	100.0	100.0	100.0	100.0	
Yes	0.2	0.0	0.0	0.0	0.0	
N of Valid	643	610	405	354	2012	
N of Miss	0	0	0	0	0	

Table 20: Think of where you live most of the time. Which of the following people live there with you? Grandfather



Response	6	8	10	12	Total	
No	90.5	93.9	95.3	93.5	93.0	
Yes	9.5	6.1	4.7	6.5	7.0	
N of Valid	643	610	405	354	2012	
N of Miss	0	0	0	0	0	

Table 21: Think of where you live most of the time. Which of the following people live there with you? Uncle



Response	6	8	10	12	Total	
No	93.8	95.6	97.3	95.5	95.3	
Yes	6.2	4.4	2.7	4.5	4.7	
N of Valid	643	610	405	354	2012	
N of Miss	0	0	0	0	0	

Table 22: Think of where you live most of the time. Which of the following people live there with you? Other Adults

Response	6	8	10	12	Total	
No	97.8	98.4	98.5	98.9	98.3	
Yes	2.2	1.6	1.5	1.1	1.7	
N of Valid	643	610	405	354	2012	
N of Miss	0	0	0	0	0	

Table 23: Think of where you live most of the time. Which of the following people live there with you? Brother(s)

Response	6	8	10	12	Total	
No	46.8	54.3	57.8	65.8	54.6	
Yes	53.2	45.7	42.2	34.2	45.4	
N of Valid	643	610	405	354	2012	
N of Miss	0	0	0	0	0	

Table 24: Think of where you live most of the time. Which of the following people live there with you? Stepbrother(s)

Response	6	8	10	12	Total	
No	96.3	95.4	95.8	97.5	96.1	
Yes	3.7	4.6	4.2	2.5	3.9	
N of Valid	643	610	405	354	2012	
N of Miss	0	0	0	0	0	

Table 25: Think of where you live most of the time. Which of the following people live there with you? Sister(s)

Response	6	8	10	12	Total	
No	53.5	56.9	54.1	68.4	57.3	
Yes	46.5	43.1	45.9	31.6	42.7	
N of Valid	643	610	405	354	2012	
N of Miss	0	0	0	0	0	

Table 26: Think of where you live most of the time. Which of the following people live there with you? Stepsister(s)



Response	6	8	10	12	Total	
No	97.0	97.0	98.0	99.7	97.7	
Yes	3.0	3.0	2.0	0.3	2.3	
N of Valid	643	610	405	354	2012	
N of Miss	0	0	0	0	0	

Table 27: Think of where you live most of the time. Which of the following people live there with you? Other Children



Response	6	8	10	12	Total	
No	95.0	94.4	92.8	92.4	93.9	
Yes	5.0	5.6	7.2	7.6	6.1	
N of Valid	643	610	405	354	2012	
N of Miss	0	0	0	0	0	

Table 28: In my school, students have lots of chances to help decide things like class activities and rules.





Response	6	8	10	12	Total	
NO!	28.5	22.1	18.9	32.4	25.3	
no	34.4	30.8	38.8	33.0	34.0	
yes	26.6	38.1	34.8	30.7	32.4	
YES!	10.5	9.0	7.6	4.0	8.3	
N of Valid	636	603	397	349	1985	
N of Miss	7	7	8	5	27	

Table 29: Teachers ask me to work on special classroom projects.





Response	6	8	10	12	Total	
NO!	12.0	10.1	12.8	17.0	12.5	
no	30.9	36.3	37.8	33.3	34.3	
yes	41.3	41.6	42.3	44.0	42.0	
YES!	15.8	12.1	7.1	5.7	11.2	
N of Valid	640	604	397	348	1989	
N of Miss	3	6	8	6	23	

Table 30: My teacher(s) notices when I am doing a good job and lets me know about it.


Response	6	8	10	12	Total	
NO!	2.0	6.3	6.8	13.4	6.3	
no	7.6	15.7	20.6	18.6	14.6	
yes	40.9	43.7	48.0	47.4	44.3	
YES!	49.5	34.3	24.6	20.6	34.9	
N of Valid	641	600	398	344	1983	
N of Miss	1	9	6	10	26	

Table 31: There are lots of chances for students in my school to get involved in sports, clubs, and other school activities outside of class.


Response	6	8	10	12	Total	
NO!	8.8	2.8	1.5	2.9	4.5	
no	15.7	9.4	8.1	4.3	10.3	
yes	36.9	36.7	37.1	40.3	37.5	
YES!	38.6	51.1	53.3	52.4	27.8	
N of Valid	637	605	396	347	1985	
N of Miss	5	5	9	7	26	

Table 32: There are lots of chances for students in my school to talk with a teacher one-on-one.

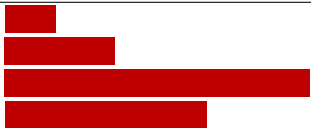
Response	6	8	10	12	Total	
NO!	5.3	5.2	5.3	8.2	5.8	
no	11.5	17.0	20.2	15.7	15.6	
yes	43.6	47.4	49.9	54.5	47.9	
YES!	39.6	30.4	24.7	21.6	30.7	
N of Valid	636	599	397	343	1975	
N of Miss	6	10	8	11	35	

Table 33: I feel safe at my school.

Response	6	8	10	12	Total	
NO!	4.5	8.3	15.7	15.3	9.8	
no	8.9	17.0	20.7	23.1	16.2	
yes	34.2	46.1	52.3	46.2	43.5	
YES!	52.4	28.6	11.4	15.3	30.5	
N of Valid	638	601	396	346	1981	
N of Miss	5	8	9	8	30	

Table 34: The school lets my parents know when I have done something well.

Response	6	8	10	12	Total	
NO!	9.6	20.3	32.2	37.4	22.2	
no	21.3	37.5	45.1	41.2	34.4	
yes	36.7	26.9	16.5	16.5	26.2	
YES!	32.4	15.3	6.3	4.9	17.2	
N of Valid	638	602	395	345	1980	
N of Miss	4	8	10	9	31	

Table 35: My teachers praise me when I work hard in school.

Response	6	8	10	12	Total	
NO!	12.7	14.3	17.1	21.6	15.7	
no	22.6	34.2	41.3	30.7	31.3	
yes	40.0	36.8	33.0	38.0	37.3	
YES!	24.7	14.7	8.6	9.6	15.8	
N of Valid	628	600	397	342	1967	
N of Miss	14	10	8	12	44	

Table 36: Are your school grades better than the grades of most students in your class?

Response	6	8	10	12	Total
NO!	8.0	3.5	8.3	6.1	6.4
no	26.3	23.1	28.7	22.2	25.1
yes	41.9	49.1	44.6	49.6	46.0
YES!	23.8	24.4	18.4	22.2	22.6
N of Valid	639	603	397	343	1982
N of Miss	4	6	8	10	28

Table 37: I have lots of chances to be part of class discussions or activities.

Response	6	8	10	12	Total
NO!	6.7	3.8	3.0	3.5	4.5
no	12.2	12.8	12.1	13.5	12.6
yes	45.6	50.1	59.6	57.9	51.9
YES!	35.4	33.3	25.3	25.1	31.0
N of Valid	638	603	396	342	1979
N of Miss	5	6	9	12	32

Table 38: Now thinking back over the past year in school, how often did you: enjoy being in school?

Response	6	8	10	12	Total
Never	5.5	5.9	8.6	8.6	6.8
Seldom	3.5	6.4	10.4	13.3	7.5
Sometimes	35.3	38.0	44.7	42.4	39.2
Often	23.5	27.9	24.6	25.9	25.5
Almost always	32.2	21.8	11.7	9.8	21.0
N of Valid	634	606	394	347	1981
N of Miss	8	4	10	7	29

Table 39: Now thinking back over the past year in school, how often did you: hate being in school?






Response	6	8	10	12	Total	
Never	33.8	16.1	5.3	7.2	18.0	
Seldom	17.8	26.5	23.4	21.7	22.3	
Sometimes	32.5	34.3	38.3	36.1	34.9	
Often	8.8	14.1	20.6	20.8	14.9	
Almost always	7.1	9.1	12.4	14.2	10.0	
N of Valid	624	604	394	346	1968	
N of Miss	17	6	11	8	42	

Table 40: Now thinking back over the past year in school, how often did you: try to do your best work in school?






Response	6	8	10	12	Total	
Never	0.5	0.3	0.5	1.2	0.6	
Seldom	1.1	1.7	2.3	2.3	1.7	
Sometimes	5.9	7.8	9.1	13.7	8.5	
Often	16.4	23.3	33.5	34.3	25.1	
Almost always	76.1	66.9	54.6	48.5	64.2	
N of Valid	628	602	394	344	1968	
N of Miss	14	8	11	10	43	

Table 41: How often do you feel that the school work you are assigned is meaningful and important?






Response	6	8	10	12	Total	
Never	3.8	4.8	6.8	8.7	5.6	
Seldom	4.3	7.8	15.7	16.6	9.8	
Sometimes	19.9	24.8	34.8	32.8	26.6	
Often	28.5	33.7	29.3	28.2	30.2	
Almost always	43.6	28.9	13.4	13.7	27.8	
N of Valid	629	602	396	344	1971	
N of Miss	14	8	9	10	41	

Table 42: Putting them all together, what were your grades like last year?

Response	6	8	10	12	Total	
Mostly F's	0.2	1.6	1.3	1.5	1.1	
Mostly D's	2.0	1.2	3.9	3.9	2.5	
Mostly C's	17.5	21.9	33.4	26.0	23.5	
Mostly B's	37.7	40.4	35.0	40.1	38.4	
Mostly A's	42.7	35.0	26.4	28.4	34.5	
N of Valid	607	572	386	334	1899	
N of Miss	5	1	5	9	20	

Table 43: How important do you think the things you are learning in school are going to be for your later life?

Response	6	8	10	12	Total	
Very important	75.3	59.8	29.5	25.2	52.8	
Quite important	14.1	19.5	28.0	22.9	20.0	
Fairly important	7.2	14.4	26.0	31.6	17.4	
Slightly important	2.7	5.5	12.6	15.4	7.7	
Not at all important	0.8	0.8	3.8	4.9	2.1	
N of Valid	640	605	396	345	1986	
N of Miss	3	5	9	9	26	

Table 44: How interesting are most of your courses to you?

Response	6	8	10	12	Total	
Very interesting and stimulating	34.4	19.4	10.4	12.5	21.2	
Quite interesting	34.8	33.3	28.4	25.2	31.4	
Fairly interesting	19.9	29.2	37.5	35.4	28.9	
Slightly dull	6.2	12.4	16.5	17.7	12.1	
Very dull	4.7	5.6	7.3	9.3	6.3	
N of Valid	633	603	395	345	1976	
N of Miss	10	7	10	9	36	

Table 45: During the LAST FOUR WEEKS how many whole days of school have you missed because you skipped or 'cut'?








Response	6	8	10	12	Total	
None	79.2	82.0	72.6	67.3	76.7	
1	9.5	5.8	12.7	9.8	9.1	
2	3.4	4.8	5.8	9.5	5.4	
3	3.4	2.5	1.8	6.1	3.3	
4-5	3.0	3.3	4.8	4.0	3.6	
6-10	1.1	0.7	1.3	2.0	1.2	
11 or more	0.3	1.0	1.0	1.2	0.8	
N of Valid	639	606	394	346	1985	
N of Miss	4	4	10	8	26	

Table 46: What are the chances you would be seen as cool if you: smoked cigarettes?






Response	6	8	10	12	Total	
No or very little chance	91.3	75.1	69.0	62.3	76.8	
Little chance	3.9	10.4	15.0	18.3	10.6	
Some chance	2.1	5.2	11.1	9.9	6.2	
Pretty good chance	1.6	5.2	2.8	4.6	3.5	
Very good chance	1.1	4.2	2.1	4.9	2.9	
N of Valid	623	599	387	345	1954	
N of Miss	16	9	18	9	52	

Table 47: What are the chances you would be seen as cool if you: worked hard at school?






Response	6	8	10	12	Total	
No or very little chance	4.9	7.8	9.7	11.0	7.8	
Little chance	3.8	10.6	16.3	13.9	10.2	
Some chance	10.0	19.2	22.7	26.4	18.2	
Pretty good chance	21.3	24.4	29.3	28.1	25.0	
Very good chance	59.9	38.0	21.9	20.6	38.8	
N of Valid	629	603	392	345	1969	
N of Miss	14	7	13	9	43	

Table 48: What are the chances you would be seen as cool if you: began drinking alcoholic beverages regularly, that is, at least once or twice a month?


Response	6	8	10	12	Total	
No or very little chance	86.3	65.2	46.0	38.6	63.5	
Little chance	7.8	13.2	16.5	13.5	12.2	
Some chance	3.5	9.9	18.0	15.8	10.5	
Pretty good chance	0.8	6.7	12.6	17.8	7.9	
Very good chance	1.6	5.0	6.9	14.3	5.9	
N of Valid	629	598	389	342	1958	
N of Miss	14	10	16	10	50	

Table 49: What are the chances you would be seen as cool if you: defended someone who was being verbally abused at school?


Response	6	8	10	12	Total	
No or very little chance	22.5	16.6	16.7	17.4	18.6	
Little chance	8.8	12.4	14.4	20.1	13.0	
Some chance	14.6	19.7	26.5	23.8	20.2	
Pretty good chance	19.9	21.4	22.4	24.1	21.6	
Very good chance	34.2	29.9	20.1	14.5	26.6	
N of Valid	628	598	389	344	1959	
N of Miss	14	11	16	10	51	

Table 50: What are the chances you would be seen as cool if you: smoked marijuana?


Response	6	8	10	12	Total	
No or very little chance	92.4	74.5	59.5	48.1	72.6	
Little chance	3.2	6.5	15.7	10.4	8.0	
Some chance	1.9	5.8	11.6	16.2	7.6	
Pretty good chance	1.1	5.7	7.0	11.6	5.5	
Very good chance	1.3	7.5	6.2	13.6	6.3	
N of Valid	622	599	388	345	1954	
N of Miss	20	11	17	9	57	

Table 51: What are the chances you would be seen as cool if you: carried a handgun?






Response	6	8	10	12	Total	
No or very little chance	86.2	74.1	66.8	67.7	75.4	
Little chance	6.3	7.3	13.9	13.7	9.4	
Some chance	3.4	6.5	8.5	7.6	6.1	
Pretty good chance	1.4	5.2	6.2	4.1	4.0	
Very good chance	2.7	6.8	4.6	7.0	5.1	
N of Valid	623	599	388	344	1954	
N of Miss	18	11	17	10	56	

Table 52: What are the chances you would be seen as cool if you: regularly volunteered to do community service?






Response	6	8	10	12	Total	
No or very little chance	29.7	40.6	38.4	26.5	34.2	
Little chance	9.6	19.7	19.8	18.9	16.3	
Some chance	16.9	16.5	21.4	27.0	19.5	
Pretty good chance	17.2	10.4	14.4	15.4	14.2	
Very good chance	26.6	12.9	5.9	12.2	15.8	
N of Valid	627	599	388	344	1958	
N of Miss	15	11	16	10	52	

Table 53: Think of your four best friends (the friends you feel closest to). In the past year (12 months), how many of your best friends have: participated in clubs, organizations or activities at school?






Response	6	8	10	12	Total	
0	17.6	15.0	8.4	11.7	14.0	
1	11.6	10.3	12.5	12.5	11.6	
2	15.6	17.9	15.9	17.2	16.6	
3	16.5	17.9	18.3	15.2	17.0	
4	38.7	38.9	44.9	43.4	40.8	
N of Valid	630	592	383	343	1948	
N of Miss	12	17	21	11	61	

Table 54: Think of your four best friends (the friends you feel closest to). In the past year (12 months), how many of your best friends have: smoked cigarettes?






Response	6	8	10	12	Total	
0	94.0	77.1	68.8	53.1	76.7	
1	4.3	12.2	14.6	17.8	11.1	
2	0.5	4.5	8.6	10.5	5.1	
3	0.3	3.0	2.9	7.3	2.9	
4	1.0	3.2	5.2	11.4	4.3	
N of Valid	630	597	384	343	1954	
N of Miss	13	13	21	11	58	

Table 55: Think of your four best friends (the friends you feel closest to). In the past year (12 months), how many of your best friends have: tried beer, wine or hard liquor (for example, vodka, whiskey, or gin) when their parents didn't know about it?






Response	6	8	10	12	Total	
0	88.4	58.6	34.0	21.4	56.9	
1	7.1	14.0	16.1	11.1	11.7	
2	2.5	10.1	19.5	14.7	10.3	
3	0.5	5.6	10.6	15.5	6.7	
4	1.4	11.8	19.7	37.2	14.5	
N of Valid	630	594	385	341	1950	
N of Miss	11	16	20	13	60	

Table 56: Think of your four best friends (the friends you feel closest to). In the past year (12 months), how many of your best friends have: made a commitment to stay drug-free?






Response	6	8	10	12	Total	
0	7.4	19.8	26.2	34.7	19.6	
1	3.5	5.7	11.0	16.9	8.0	
2	3.5	7.6	12.6	7.9	7.3	
3	6.3	9.9	9.4	12.8	9.1	
4	79.4	57.0	40.8	27.7	56.0	
N of Valid	636	596	382	343	1957	
N of Miss	6	14	22	11	53	

Table 57: Think of your four best friends (the friends you feel closest to). In the past year (12 months), how many of your best friends have: used marijuana?






Response	6	8	10	12	Total	
0	95.0	81.4	67.4	48.2	77.2	
1	3.0	7.3	11.7	13.7	7.9	
2	0.5	3.5	8.6	13.7	5.4	
3	0.2	1.9	3.7	9.1	2.9	
4	1.3	5.9	8.6	15.2	6.6	
N of Valid	623	592	383	342	1940	
N of Miss	16	18	22	12	68	

Table 58: Think of your four best friends (the friends you feel closest to). In the past year (12 months), how many of your best friends have: tried to do well in school?






Response	6	8	10	12	Total	
0	2.5	3.0	5.0	3.5	3.3	
1	2.7	4.6	4.5	5.0	4.0	
2	7.1	7.4	10.3	13.2	8.9	
3	11.4	15.0	18.9	17.3	15.0	
4	76.3	70.0	61.3	61.1	68.8	
N of Valid	632	593	380	342	1947	
N of Miss	11	17	25	12	65	

Table 59: Think of your four best friends (the friends you feel closest to). In the past year (12 months), how many of your best friends have: used LSD, cocaine, amphetamines, or other illegal drugs?






Response	6	8	10	12	Total	
0	96.5	94.9	90.9	88.6	93.5	
1	1.9	3.0	4.7	5.3	3.4	
2	0.3	0.5	1.8	2.0	1.0	
3	0.5	0.3	1.6	1.5	0.8	
4	0.8	1.2	1.0	2.6	1.3	
N of Valid	632	592	384	342	1950	
N of Miss	9	18	21	12	60	

Table 60: Think of your four best friends (the friends you feel closest to). In the past year (12 months), how many of your best friends have: been suspended from school?






Response	6	8	10	12	Total	
0	45.2	42.2	46.5	55.2	46.3	
1	23.4	17.6	19.8	20.4	20.4	
2	15.1	14.9	14.9	10.6	14.2	
3	5.1	7.6	5.7	5.0	6.0	
4	11.1	17.6	13.1	8.8	13.1	
N of Valid	628	590	383	339	1940	
N of Miss	14	20	22	13	69	

Table 61: Think of your four best friends (the friends you feel closest to). In the past year (12 months), how many of your best friends have: liked school?






Response	6	8	10	12	Total	
0	12.2	19.4	30.3	24.3	20.1	
1	8.1	11.4	10.4	14.6	10.7	
2	13.5	16.2	20.9	17.8	16.5	
3	18.9	15.3	15.9	17.8	17.0	
4	47.3	37.7	22.5	25.4	35.7	
N of Valid	630	594	383	342	1949	
N of Miss	9	16	22	12	59	

Table 62: Think of your four best friends (the friends you feel closest to). In the past year (12 months), how many of your best friends have: carried a handgun?






Response	6	8	10	12	Total	
0	94.5	91.4	86.5	88.6	90.9	
1	3.0	3.2	4.9	5.0	3.8	
2	1.3	2.5	4.4	2.6	2.5	
3	0.8	0.5	1.3	1.2	0.9	
4	0.5	2.4	2.9	2.6	1.9	
N of Valid	633	593	385	341	1952	
N of Miss	10	17	20	12	59	

Table 63: Think of your four best friends (the friends you feel closest to). In the past year (12 months), how many of your best friends have: sold illegal drugs?






Response	6	8	10	12	Total	
0	97.6	92.9	86.9	81.2	91.2	
1	1.4	3.9	5.7	7.9	4.2	
2	0.3	0.9	2.1	5.3	1.7	
3	0.3	0.5	2.6	1.2	1.0	
4	0.3	1.9	2.6	4.4	2.0	
N of Valid	622	588	383	341	1934	
N of Miss	17	22	22	13	74	

Table 64: Think of your four best friends (the friends you feel closest to). In the past year (12 months), how many of your best friends have: regularly attended religious services?






Response	6	8	10	12	Total	
0	26.3	27.4	17.1	16.3	23.1	
1	7.4	7.1	12.1	14.5	9.5	
2	10.3	12.4	16.3	20.5	13.9	
3	12.2	17.9	18.1	19.9	16.4	
4	43.8	35.2	36.5	28.8	37.1	
N of Valid	623	588	381	337	1929	
N of Miss	20	22	23	17	82	

Table 65: Think of your four best friends (the friends you feel closest to). In the past year (12 months), how many of your best friends have: stolen or tried to steal a motor vehicle such as a car or motorcycle?






Response	6	8	10	12	Total	
0	94.4	91.6	91.7	90.8	92.4	
1	3.0	3.5	3.4	3.6	3.3	
2	1.6	1.7	1.6	2.4	1.8	
3	0.3	1.0	1.3	1.5	0.9	
4	0.6	2.2	2.1	1.8	1.6	
N of Valid	628	593	384	337	1942	
N of Miss	15	17	21	17	70	

Table 66: Think of your four best friends (the friends you feel closest to). In the past year (12 months), how many of your best friends have: been arrested?






Response	6	8	10	12	Total	
0	84.3	76.1	74.7	74.5	78.2	
1	7.9	9.8	10.4	12.5	9.8	
2	4.9	5.3	7.8	6.2	5.8	
3	1.9	3.4	2.6	3.0	2.7	
4	1.0	5.4	4.4	3.9	3.5	
N of Valid	630	590	384	337	1941	
N of Miss	12	20	21	17	70	

Table 67: Think of your four best friends (the friends you feel closest to). In the past year (12 months), how many of your best friends have: dropped out of school?






Response	6	8	10	12	Total	
0	93.7	95.6	86.2	82.8	90.9	
1	3.5	2.7	9.4	11.6	5.8	
2	1.6	0.7	1.8	2.4	1.5	
3	0.6	0.5	0.8	1.8	0.8	
4	0.6	0.5	1.8	1.5	1.0	
N of Valid	632	590	384	337	1943	
N of Miss	10	20	21	17	68	

Table 68: Think of your four best friends (the friends you feel closest to). In the past year (12 months), how many of your best friends have: been members of a gang?






Response	6	8	10	12	Total	
0	80.3	69.9	74.5	75.4	75.2	
1	5.4	9.3	4.9	8.0	6.9	
2	3.8	6.6	7.3	5.6	5.7	
3	3.6	3.9	3.6	3.8	3.8	
4	6.8	10.3	9.6	7.1	8.5	
N of Valid	631	592	385	338	1946	
N of Miss	12	18	20	16	66	

Table 69: How old were you when you first: smoked marijuana?










Response	6	8	10	12	Total	
Never	98.6	89.7	81.6	63.9	86.5	
10 or younger	0.5	2.2	1.8	2.1	1.5	
11	0.5	3.0	1.3	0.9	1.5	
12	0.5	1.7	2.3	3.0	1.6	
13	0.0	3.0	3.8	3.6	2.3	
14	0.0	0.2	4.6	5.6	1.9	
15	0.0	0.2	4.1	7.4	2.1	
16	0.0	0.0	0.5	6.8	1.3	
17 or older	0.0	0.2	0.0	6.8	1.2	
N of Valid	636	601	392	338	1967	
N of Miss	6	9	12	15	42	

Table 70: How old were you when you first: smoked a cigarette, even just a puff?










Response	6	8	10	12	Total	
Never	92.0	76.9	66.4	56.7	76.2	
10 or younger	5.8	8.9	9.6	8.7	8.0	
11	2.1	5.4	5.2	3.0	3.8	
12	0.0	5.0	4.4	5.1	3.3	
13	0.2	3.2	5.4	5.4	3.0	
14	0.0	0.3	4.1	3.9	1.6	
15	0.0	0.2	3.9	5.1	1.7	
16	0.0	0.0	0.8	6.6	1.3	
17 or older	0.0	0.2	0.3	5.7	1.1	
N of Valid	634	597	387	335	1953	
N of Miss	8	10	17	18	53	

Table 71: How old were you when you first: had more than a sip or two of beer, wine or hard liquor (for example, vodka, whiskey, or gin)?










Response	6	8	10	12	Total	
Never	82.4	55.0	39.9	26.2	56.0	
10 or younger	12.6	14.2	9.8	9.8	12.1	
11	4.4	6.4	4.4	3.3	4.8	
12	0.3	9.7	6.5	5.4	5.3	
13	0.2	11.9	11.1	7.1	7.1	
14	0.0	2.3	14.2	8.6	5.0	
15	0.0	0.5	11.1	11.0	4.2	
16	0.0	0.0	2.3	18.8	3.7	
17 or older	0.2	0.0	0.5	9.8	1.8	
N of Valid	636	598	386	336	1956	
N of Miss	6	11	19	18	54	

Table 72: How old were you when you first: began drinking alcoholic beverages regularly, that is, at least once or twice a month?










Response	6	8	10	12	Total	
Never	98.3	90.7	75.5	64.4	85.6	
10 or younger	0.9	1.2	1.5	2.4	1.4	
11	0.6	1.8	0.8	0.0	0.9	
12	0.0	1.2	2.6	0.9	1.0	
13	0.0	3.2	2.8	3.0	2.0	
14	0.0	2.0	5.2	3.3	2.2	
15	0.0	0.0	8.8	7.7	3.1	
16	0.0	0.0	2.6	9.2	2.1	
17 or older	0.2	0.0	0.3	9.2	1.7	
N of Valid	635	603	388	337	1963	
N of Miss	8	7	17	17	49	

Table 73: How old were you when you first: used phenoxydine (pox, px, breeze)?


Response	6	8	10	12	Total	
Never	100.0	100.0	100.0	100.0	100.0	
10 or younger	0.0	0.0	0.0	0.0	0.0	
11	0.0	0.0	0.0	0.0	0.0	
12	0.0	0.0	0.0	0.0	0.0	
13	0.0	0.0	0.0	0.0	0.0	
14	0.0	0.0	0.0	0.0	0.0	
15	0.0	0.0	0.0	0.0	0.0	
16	0.0	0.0	0.0	0.0	0.0	
17 or older	0.0	0.0	0.0	0.0	0.0	
N of Valid	629	600	386	335	1950	
N of Miss	14	8	19	18	59	

Table 74: How old were you when you first: got suspended from school?










Response	6	8	10	12	Total	
Never	78.2	61.7	56.3	62.7	66.2	
10 or younger	15.5	12.6	8.9	8.4	12.1	
11	5.1	7.6	5.7	3.0	5.6	
12	0.9	8.9	6.8	4.5	5.1	
13	0.3	7.1	10.7	4.2	5.1	
14	0.0	1.9	7.0	4.5	2.7	
15	0.0	0.0	2.9	6.0	1.6	
16	0.0	0.2	1.8	3.6	1.0	
17 or older	0.0	0.0	0.0	3.0	0.5	
N of Valid	633	593	384	332	1942	
N of Miss	7	9	18	19	53	

Table 75: How old were you when you first: got arrested?










Response	6	8	10	12	Total	
Never	96.7	91.2	89.6	89.5	92.4	
10 or younger	1.7	0.7	0.3	0.0	0.8	
11	1.1	1.0	0.5	0.3	0.8	
12	0.5	2.0	0.5	0.0	0.9	
13	0.0	3.8	0.8	1.2	1.5	
14	0.0	1.2	4.2	2.4	1.6	
15	0.0	0.2	3.1	1.8	1.0	
16	0.0	0.0	1.0	2.1	0.6	
17 or older	0.0	0.0	0.0	2.7	0.5	
N of Valid	634	599	384	334	1951	
N of Miss	9	10	21	20	60	

Table 76: How old were you when you first: carried a handgun?










Response	6	8	10	12	Total	
Never	96.2	94.0	92.2	91.6	93.9	
10 or younger	2.2	1.8	2.1	1.5	1.9	
11	1.1	0.5	0.3	0.3	0.6	
12	0.2	1.0	1.6	0.3	0.7	
13	0.0	2.0	1.3	1.5	1.1	
14	0.0	0.3	0.3	0.6	0.3	
15	0.2	0.3	2.1	2.1	0.9	
16	0.0	0.0	0.3	1.5	0.3	
17 or older	0.2	0.0	0.0	0.6	0.2	
N of Valid	632	597	386	334	1949	
N of Miss	11	11	19	19	60	

Table 77: How old were you when you first: attacked someone with the idea of seriously hurting them?










Response	6	8	10	12	Total	
Never	78.2	75.7	70.8	72.6	75.0	
10 or younger	12.0	6.2	7.0	5.1	8.1	
11	7.9	4.7	2.1	2.1	4.8	
12	1.7	5.4	3.4	2.1	3.2	
13	0.2	6.2	6.0	3.6	3.7	
14	0.0	1.5	4.4	5.1	2.2	
15	0.0	0.2	4.2	3.3	1.4	
16	0.0	0.2	1.6	3.6	1.0	
17 or older	0.0	0.0	0.5	2.7	0.6	
N of Valid	633	596	383	336	1948	
N of Miss	10	9	21	17	57	

Table 78: How old were you when you first: belonged to a gang?










Response	6	8	10	12	Total	
Never	96.2	90.2	90.6	90.8	92.3	
10 or younger	2.4	2.8	0.8	0.6	1.9	
11	1.1	0.8	1.8	0.9	1.1	
12	0.3	1.5	0.8	0.3	0.8	
13	0.0	3.2	1.6	0.6	1.4	
14	0.0	1.5	2.3	2.4	1.3	
15	0.0	0.0	1.0	2.1	0.6	
16	0.0	0.0	0.8	1.5	0.4	
17 or older	0.0	0.0	0.3	0.9	0.2	
N of Valid	635	600	384	337	1956	
N of Miss	7	9	21	17	54	

Table 79: How wrong do you think it is for someone your age to: take a handgun to school?





Response	6	8	10	12	Total	
Very wrong	94.2	85.4	86.7	87.0	88.8	
Wrong	3.8	9.8	8.5	6.8	7.1	
A little bit wrong	1.6	3.6	3.1	4.4	3.0	
Not wrong at all	0.5	1.2	1.8	1.8	1.2	
N of Valid	635	603	390	339	1967	
N of Miss	7	6	15	15	43	

Table 80: How wrong do you think it is for someone your age to: steal anything worth more than \$5?





Response	6	8	10	12	Total	
Very wrong	71.1	64.3	59.0	66.7	65.8	
Wrong	22.6	26.4	30.0	23.5	25.4	
A little bit wrong	4.7	8.2	9.5	8.0	7.3	
Not wrong at all	1.6	1.2	1.5	1.8	1.5	
N of Valid	633	599	390	336	1958	
N of Miss	9	11	14	17	51	

Table 81: How wrong do you think it is for someone your age to: pick a fight with someone?





Response	6	8	10	12	Total	
Very wrong	63.9	49.8	42.8	52.7	53.5	
Wrong	21.2	27.8	32.1	25.9	26.2	
A little bit wrong	11.4	18.1	20.0	17.0	16.1	
Not wrong at all	3.5	4.3	5.1	4.5	4.2	
N of Valid	631	598	390	336	1955	
N of Miss	11	11	15	18	55	

Table 82: How wrong do you think it is for someone your age to: attack someone with the idea of seriously hurting them?





Response	6	8	10	12	Total	
Very wrong	80.0	67.4	62.8	62.4	69.7	
Wrong	12.1	15.5	19.5	18.0	15.6	
A little bit wrong	5.4	11.6	13.1	13.3	10.2	
Not wrong at all	2.5	5.5	4.6	6.2	4.5	
N of Valid	630	601	390	338	1959	
N of Miss	11	9	15	16	51	

Table 83: How wrong do you think it is for someone your age to: stay away from school all day when their parents think they are at school?





Response	6	8	10	12	Total	
Very wrong	85.3	73.7	59.1	54.0	71.2	
Wrong	10.0	16.8	23.1	23.1	16.9	
A little bit wrong	3.9	7.2	13.1	17.2	9.0	
Not wrong at all	0.8	2.3	4.6	5.6	2.9	
N of Valid	633	600	389	337	1959	
N of Miss	10	10	15	17	52	

Table 84: How wrong do you think it is for someone your age to: drink beer, wine or hard liquor (for example, vodka, whiskey, or gin) regularly?





Response	6	8	10	12	Total	
Very wrong	89.1	65.1	47.3	40.2	65.1	
Wrong	7.1	18.6	22.1	19.9	15.8	
A little bit wrong	3.1	11.3	20.6	25.6	13.0	
Not wrong at all	0.6	5.0	10.0	14.3	6.2	
N of Valid	635	601	389	336	1961	
N of Miss	8	9	16	18	51	

Table 85: How wrong do you think it is for someone your age to: smoke cigarettes?

Response	6	8	10	12	Total	
Very wrong	89.7	75.7	63.0	51.8	73.6	
Wrong	7.9	15.0	22.6	17.6	14.7	
A little bit wrong	1.6	5.5	7.7	14.0	6.1	
Not wrong at all	0.8	3.8	6.7	16.7	5.6	
N of Valid	632	600	389	336	1957	
N of Miss	11	10	16	18	55	

Table 86: How wrong do you think it is for someone your age to: smoke marijuana?

Response	6	8	10	12	Total	
Very wrong	94.9	83.4	71.2	53.3	79.5	
Wrong	4.0	9.5	13.3	15.8	9.6	
A little bit wrong	0.3	3.5	9.9	15.5	5.8	
Not wrong at all	0.8	3.5	5.6	15.5	5.1	
N of Valid	629	598	392	336	1955	
N of Miss	14	12	13	18	57	

Table 87: How wrong do you think it is for someone your age to: use LSD, cocaine, amphetamines or another illegal drug?

Response	6	8	10	12	Total	
Very wrong	96.4	95.8	91.3	91.4	94.3	
Wrong	3.2	2.3	6.7	4.2	3.8	
A little bit wrong	0.0	0.8	1.0	2.7	0.9	
Not wrong at all	0.5	1.0	1.0	1.8	1.0	
N of Valid	632	599	389	337	1957	
N of Miss	11	11	16	17	55	

Table 88: At school during the past 12 months, did you receive help from the resource teacher, speech therapist or other special education teacher?



Response	6	8	10	12	Total	
No	75.8	88.7	93.0	91.6	85.8	
Yes	24.2	11.3	7.0	8.4	14.2	
N of Valid	603	564	370	311	1848	
N of Miss	40	46	35	43	164	

Table 89: How many times in the past year (12 months) have you: been suspended from school?









Response	6	8	10	12	Total	
Never	81.1	71.6	74.9	81.1	76.9	
1 to 2 times	14.4	18.2	16.7	14.7	16.1	
3 to 5 times	3.3	5.4	5.1	3.3	4.3	
6 to 9 times	0.8	2.8	2.3	0.0	1.6	
10 to 19 times	0.2	0.8	0.8	0.0	0.5	
20 to 29 times	0.2	0.0	0.0	0.3	0.1	
30 to 39 times	0.0	0.5	0.3	0.0	0.2	
40+ times	0.2	0.7	0.0	0.6	0.4	
N of Valid	634	598	390	333	1955	
N of Miss	9	11	15	21	56	

Table 90: How many times in the past year (12 months) have you: carried a handgun?









Response	6	8	10	12	Total	
Never	96.7	95.0	92.8	94.6	95.0	
1 to 2 times	2.7	1.7	2.3	2.4	2.3	
3 to 5 times	0.3	2.0	0.8	0.6	1.0	
6 to 9 times	0.3	0.2	1.5	0.0	0.5	
10 to 19 times	0.0	0.2	0.8	0.6	0.3	
20 to 29 times	0.0	0.2	0.3	0.0	0.1	
30 to 39 times	0.0	0.0	0.3	0.0	0.1	
40+ times	0.0	0.8	1.3	1.8	0.8	
N of Valid	633	598	389	332	1952	
N of Miss	10	12	15	22	59	

Table 91: How many times in the past year (12 months) have you: sold illegal drugs?


Response	6	8	10	12	Total	
Never	99.8	98.0	96.6	91.9	97.3	
1 to 2 times	0.2	1.0	1.6	4.5	1.4	
3 to 5 times	0.0	0.5	0.3	1.2	0.4	
6 to 9 times	0.0	0.2	0.0	0.9	0.2	
10 to 19 times	0.0	0.2	0.3	0.0	0.1	
20 to 29 times	0.0	0.0	0.3	0.3	0.1	
30 to 39 times	0.0	0.0	0.3	0.0	0.1	
40+ times	0.0	0.2	0.8	1.2	0.4	
N of Valid	632	597	387	333	1949	
N of Miss	11	13	17	21	62	

Table 92: How many times in the past year (12 months) have you: stolen or tried to steal a motor vehicle such as a car or motorcycle?


Response	6	8	10	12	Total	
Never	98.6	96.2	96.2	97.0	97.1	
1 to 2 times	1.3	2.2	1.3	1.5	1.6	
3 to 5 times	0.0	1.0	1.3	0.3	0.6	
6 to 9 times	0.2	0.3	0.0	0.3	0.2	
10 to 19 times	0.0	0.2	0.3	0.3	0.2	
20 to 29 times	0.0	0.2	0.3	0.0	0.1	
30 to 39 times	0.0	0.0	0.0	0.0	0.0	
40+ times	0.0	0.0	0.8	0.6	0.3	
N of Valid	633	599	390	332	1954	
N of Miss	10	11	15	22	58	

Table 93: How many times in the past year (12 months) have you: participated in clubs, organizations or activities at school?

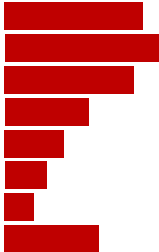
Response	6	8	10	12	Total	
Never	22.0	19.3	21.3	17.8	20.3	
1 to 2 times	25.0	26.5	17.0	20.8	23.1	
3 to 5 times	21.6	19.3	18.3	13.0	18.7	
6 to 9 times	10.9	12.2	11.8	9.3	11.2	
10 to 19 times	6.7	6.4	7.2	9.3	7.1	
20 to 29 times	2.2	4.2	5.1	6.9	4.2	
30 to 39 times	1.9	2.3	1.5	3.6	2.3	
40+ times	9.7	9.9	17.7	19.3	13.0	
N of Valid	631	597	389	332	1949	
N of Miss	10	12	15	22	59	

Table 94: How many times in the past year (12 months) have you: been arrested?


Response	6	8	10	12	Total	
Never	96.4	91.9	91.8	92.4	93.4	
1 to 2 times	2.2	6.7	6.7	6.0	5.1	
3 to 5 times	0.3	0.7	0.8	0.6	0.6	
6 to 9 times	0.8	0.2	0.0	0.6	0.4	
10 to 19 times	0.2	0.2	0.0	0.0	0.1	
20 to 29 times	0.0	0.2	0.5	0.0	0.2	
30 to 39 times	0.0	0.0	0.0	0.0	0.0	
40+ times	0.2	0.2	0.3	0.3	0.2	
N of Valid	632	595	390	331	1948	
N of Miss	10	13	14	23	60	

Table 95: How many times in the past year (12 months) have you: done extra work on your own for school?









Response	6	8	10	12	Total	
Never	27.0	26.4	32.7	29.9	28.4	
1 to 2 times	23.0	22.6	20.1	19.8	21.8	
3 to 5 times	15.7	16.9	16.2	15.2	16.1	
6 to 9 times	12.1	14.5	12.4	12.8	13.0	
10 to 19 times	7.0	6.9	6.4	10.1	7.4	
20 to 29 times	4.2	3.9	4.6	2.7	3.9	
30 to 39 times	1.6	1.0	1.5	3.0	1.7	
40+ times	9.4	7.8	5.9	6.4	7.7	
N of Valid	626	592	388	328	1934	
N of Miss	16	17	16	24	73	

Table 96: How many times in the past year (12 months) have you: attacked someone with the idea of seriously hurting them?









Response	6	8	10	12	Total	
Never	80.9	78.5	81.5	80.4	80.2	
1 to 2 times	11.6	11.8	11.0	10.8	11.4	
3 to 5 times	3.3	4.9	3.8	3.9	4.0	
6 to 9 times	2.4	2.9	2.1	1.2	2.3	
10 to 19 times	0.6	1.0	0.5	1.5	0.9	
20 to 29 times	0.5	0.2	0.0	0.6	0.3	
30 to 39 times	0.2	0.2	0.3	0.0	0.2	
40+ times	0.6	0.7	0.8	1.5	0.8	
N of Valid	632	595	390	332	1949	
N of Miss	11	14	15	22	62	

Table 97: How many times in the past year (12 months) have you: been drunk or high at school?








Response	6	8	10	12	Total	
Never	98.9	94.1	90.5	80.9	92.7	
1 to 2 times	1.0	2.7	5.7	7.0	3.5	
3 to 5 times	0.0	1.3	1.5	3.6	1.3	
6 to 9 times	0.0	1.0	1.3	3.3	1.1	
10 to 19 times	0.0	0.3	0.0	1.5	0.4	
20 to 29 times	0.0	0.0	0.5	1.2	0.3	
30 to 39 times	0.0	0.0	0.0	0.0	0.0	
40+ times	0.2	0.5	0.5	2.4	0.7	
N of Valid	628	595	389	330	1942	
N of Miss	14	15	16	24	69	

Table 98: How many times in the past year (12 months) have you: volunteered to do community service?









Response	6	8	10	12	Total	
Never	57.4	65.1	52.8	40.2	55.9	
1 to 2 times	19.8	15.1	17.4	15.1	17.1	
3 to 5 times	9.5	8.4	11.0	13.6	10.2	
6 to 9 times	4.6	4.0	7.4	11.8	6.2	
10 to 19 times	2.2	3.2	4.6	4.2	3.3	
20 to 29 times	1.4	1.8	1.8	5.4	2.3	
30 to 39 times	1.0	0.5	0.5	1.8	0.9	
40+ times	4.1	2.0	4.4	7.9	4.2	
N of Valid	631	598	390	331	1950	
N of Miss	12	12	15	23	62	

Table 99: How many times in the past year (12 months) have you: taken a handgun to school?


Response	6	8	10	12	Total	
Never	99.5	99.2	98.5	97.6	98.9	
1 to 2 times	0.5	0.8	1.0	0.9	0.8	
3 to 5 times	0.0	0.0	0.0	0.3	0.1	
6 to 9 times	0.0	0.0	0.0	0.0	0.0	
10 to 19 times	0.0	0.0	0.0	0.3	0.1	
20 to 29 times	0.0	0.0	0.0	0.0	0.0	
30 to 39 times	0.0	0.0	0.3	0.3	0.1	
40+ times	0.0	0.0	0.3	0.6	0.2	
N of Valid	631	596	390	332	1949	
N of Miss	12	14	15	22	63	

Table 100: Are you currently on probation, or assigned a probation officer with Juvenile Court?


Response	6	8	10	12	Total	
No	96.4	94.1	92.9	97.6	95.2	
Yes	3.6	5.9	7.1	2.4	4.8	
N of Valid	558	512	351	292	1713	
N of Miss	85	98	54	62	299	

Table 101: Have you ever belonged to a gang?


Response	6	8	10	12	Total	
No	92.4	86.9	88.5	88.7	89.3	
No, but would like to	1.1	2.2	1.3	0.3	1.3	
Yes, in the past	3.0	3.7	3.8	3.7	3.5	
Yes, belong now	1.7	5.4	5.1	6.4	4.3	
Yes, but would like to get out	1.7	1.9	1.3	0.9	1.5	
N of Valid	632	594	392	327	1945	
N of Miss	11	16	13	27	67	

Table 102: If you have ever belonged to a gang, did that gang have a name?

Response	6	8	10	12	Total
No	7.5	6.9	10.7	16.1	9.4
Yes	6.4	11.0	10.9	11.5	9.6
I have never belonged to a gang	86.1	82.0	78.4	72.4	81.0
N of Valid	627	590	384	323	1924
N of Miss	13	19	19	29	80

Table 103: How many times have you done the following things? done what feels good no matter what.

Response	6	8	10	12	Total
Never	44.7	37.3	27.9	19.2	34.8
I've done it, but not in the past year	16.6	14.8	16.7	12.2	15.3
Less than once a month	6.1	9.7	10.7	12.8	9.2
About once a month	4.3	7.0	9.4	13.7	7.7
2 or 3 times a month	7.3	9.0	8.6	11.0	8.7
Once a week or more	21.1	22.1	26.6	31.1	24.2
N of Valid	627	587	383	328	1925
N of Miss	14	23	22	26	85

Table 104: How many times have you done the following things? done something dangerous because someone dared you to do it.

Response	6	8	10	12	Total
Never	77.5	70.7	63.5	53.8	68.7
I've done it, but not in the past year	14.1	15.3	14.6	20.8	15.7
Less than once a month	3.5	6.1	10.4	8.6	6.5
About once a month	0.9	3.6	4.2	5.5	3.2
2 or 3 times a month	1.9	1.5	2.3	6.4	2.6
Once a week or more	2.1	2.7	4.9	4.9	3.3
N of Valid	632	587	384	327	1930
N of Miss	11	23	21	27	82

Table 105: How many times have you done the following things? done crazy things even if they are a little dangerous.







Response	6	8	10	12	Total	
Never	65.5	52.7	36.5	29.9	49.8	
I've done it, but not in the past year	18.7	22.5	22.8	22.3	21.3	
Less than once a month	4.3	9.0	11.0	14.9	8.9	
About once a month	2.4	4.6	8.7	11.3	5.8	
2 or 3 times a month	3.2	3.2	7.3	7.9	4.8	
Once a week or more	6.0	7.8	13.6	13.7	9.4	
N of Valid	632	586	381	328	1927	
N of Miss	11	24	24	26	85	

Table 106: You're looking at CD's in a music store with a friend. You look up and see her slip a CD under her coat. She smiles and says 'Which one do you want? Go ahead, take it while nobody's around.' There is nobody in sight, no employees and no other customers. What would you do now?





Response	6	8	10	12	Total	
Ignore her	12.7	17.6	19.3	27.7	18.1	
Grab a CD and leave the store	1.4	7.2	7.5	6.1	5.2	
Tell her to put the CD back	66.9	47.3	42.8	33.5	50.4	
Act like it is a joke, and ask her to put the CD back	18.9	28.0	30.4	32.6	26.3	
N of Valid	629	586	388	328	1931	
N of Miss	13	23	17	26	79	

Table 107: You are visiting another part of town, and you don't know any of the people your age there. You are walking down the street, and some teenager you don't know is walking toward you. He is about your size, and as he is about to pass you, he deliberately bumps into you and you almost lose your balance. What would you say or do?





Response	6	8	10	12	Total	
Push the person back	19.1	20.1	20.9	15.0	19.1	
Say 'Excuse me' and keep on walking	47.9	38.2	40.2	42.8	42.6	
Say 'Watch where you are going' and keep on walking	27.5	30.7	31.1	31.8	29.9	
Swear at the person and walk away	5.6	10.9	7.8	10.4	8.5	
N of Valid	629	576	383	327	1915	
N of Miss	12	25	18	27	82	

Table 108: You are at a party at someone's house, and one of your friends offers you a drink containing alcohol. What would you say or do?





Response	6	8	10	12	Total	
Drink it	1.3	14.4	32.0	39.7	17.9	
Tell your friend, 'No thanks, I don't drink' and suggest that you and your friend go and do something else	46.6	38.9	29.7	19.4	36.3	
Just say, 'No thanks' and walk away	32.7	32.8	31.0	33.5	32.5	
Make up a good excuse, tell your friend you had something else to do, and leave	19.4	13.9	7.2	7.4	13.3	
N of Valid	633	576	387	325	1921	
N of Miss	10	28	18	29	85	

Table 109: It's 8:00 on a weeknight and you are about to go over to a friend's home when your mother asks you where you are going. You say 'Oh, just going to go hang out with some friends.' She says, 'No, you'll just get into trouble if you go out. Stay home tonight.' What would you do now?





Response	6	8	10	12	Total	
Leave the house anyway	3.6	7.4	8.5	8.9	6.7	
Explain what you are going to do with your friends, tell her when you will get home, and ask if you can go out	44.3	54.0	64.8	67.4	55.2	
Not say anything and start watching TV	49.1	34.3	19.7	18.5	33.5	
Get into an argument with her	3.0	4.3	7.0	5.2	4.6	
N of Valid	632	581	386	325	1924	
N of Miss	11	27	19	29	86	

Table 110: How often do you attend religious services or activities?





Response	6	8	10	12	Total	
Never	18.7	14.5	8.8	13.1	14.5	
Rarely	21.6	20.0	21.6	24.3	21.5	
1-2 Times a Month	12.3	11.7	11.4	16.2	12.6	
About Once a Week or More	47.4	53.8	58.2	46.4	51.4	
N of Valid	626	580	385	321	1912	
N of Miss	17	30	18	33	98	

Table 111: I do the opposite of what people tell me, just to get them mad.





Response	6	8	10	12	Total	
Very False	58.7	42.5	37.2	34.3	45.3	
Somewhat False	22.0	25.8	28.4	29.6	25.7	
Somewhat True	13.3	27.4	30.0	29.9	23.7	
Very True	5.9	4.3	4.4	6.2	5.2	
N of Valid	623	577	387	321	1908	
N of Miss	18	32	18	33	101	

Table 112: I like to see how much I can get away with.





Response	6	8	10	12	Total	
Very False	63.6	44.3	36.2	34.9	47.4	
Somewhat False	19.6	24.9	20.8	22.4	21.9	
Somewhat True	11.6	21.9	32.8	33.6	22.7	
Very True	5.2	8.9	10.2	9.0	7.9	
N of Valid	621	575	384	321	1901	
N of Miss	21	34	21	33	109	

Table 113: I ignore rules that get in my way.





Response	6	8	10	12	Total	
Very False	70.0	55.4	44.8	44.5	56.2	
Somewhat False	15.1	23.1	25.8	28.2	21.9	
Somewhat True	11.4	17.1	23.2	20.4	17.0	
Very True	3.5	4.3	6.3	6.9	4.9	
N of Valid	624	579	384	319	1906	
N of Miss	19	31	21	35	106	

Table 114: I think sometimes it's okay to cheat at school.

Response	6	8	10	12	Total	
NO!	71.5	39.5	17.7	14.3	41.3	
no	21.1	29.7	34.9	32.9	28.4	
yes	6.5	26.9	39.1	35.4	24.1	
YES!	1.0	4.0	8.3	17.4	6.1	
N of Valid	627	580	384	322	1913	
N of Miss	15	29	21	32	97	

Table 115: It is important to think before you act.

Response	6	8	10	12	Total	
NO!	2.2	2.4	1.6	1.2	2.0	
no	3.2	2.8	3.9	0.9	2.8	
yes	19.6	25.9	31.3	32.0	25.9	
YES!	75.0	68.9	63.3	65.8	69.3	
N of Valid	624	579	384	322	1909	
N of Miss	16	31	20	32	99	

Table 116: Sometimes I think that life is not worth it.

Response	6	8	10	12	Total	
NO!	58.1	55.1	45.9	51.3	53.6	
no	19.1	19.9	22.3	20.8	20.3	
yes	13.0	17.2	20.5	19.5	16.9	
YES!	9.8	7.8	11.3	8.5	9.3	
N of Valid	614	577	381	318	1890	
N of Miss	28	32	24	36	120	

Table 117: At times I think I am no good at all.





Response	6	8	10	12	Total	
NO!	43.5	45.5	35.1	42.3	42.2	
no	21.4	23.4	31.2	24.5	24.5	
yes	24.6	20.5	25.1	27.3	23.9	
YES!	10.5	10.6	8.6	6.0	9.4	
N of Valid	627	576	382	319	1904	
N of Miss	16	34	23	35	108	

Table 118: All in all, I am inclined to think that I am a failure.





Response	6	8	10	12	Total	
NO!	62.3	64.1	52.3	61.5	60.7	
no	23.4	21.3	32.4	25.2	24.9	
yes	9.6	10.0	11.4	10.7	10.3	
YES!	4.7	4.6	4.0	2.5	4.2	
N of Valid	615	569	377	317	1878	
N of Miss	27	40	27	37	131	

Table 119: In the past year, have you felt depressed or sad MOST days, even if you felt okay sometimes?





Response	6	8	10	12	Total	
NO!	29.9	30.0	28.1	27.6	29.2	
no	18.0	18.5	25.5	23.8	20.6	
yes	31.0	31.9	23.1	30.7	29.6	
YES!	21.2	19.6	23.4	17.9	20.6	
N of Valid	623	577	381	319	1900	
N of Miss	20	33	24	35	112	

Table 120: It is all right to beat up people if they start the fight.





Response	6	8	10	12	Total	
NO!	42.3	24.7	18.2	22.5	28.8	
no	21.2	16.6	18.9	17.2	18.6	
yes	17.0	25.4	23.7	25.0	22.2	
YES!	19.5	33.3	39.2	35.3	30.3	
N of Valid	619	574	380	320	1893	
N of Miss	23	35	25	34	117	

Table 121: I think it is okay to take something without asking if you can get away with it.





Response	6	8	10	12	Total	
NO!	81.7	64.4	59.7	64.8	69.2	
no	15.0	28.1	31.8	27.7	24.5	
yes	1.6	6.3	6.6	5.3	4.7	
YES!	1.6	1.2	1.8	2.2	1.6	
N of Valid	618	573	380	318	1889	
N of Miss	25	36	25	36	122	

Table 122: Sometimes we don't know what we will do as adults, but we may have an idea. Please answer how true these statements may be for you. WHEN I AM AN ADULT I WILL: smoke cigarettes.





Response	6	8	10	12	Total	
NO!	88.4	78.7	77.5	73.3	80.7	
no	10.3	14.9	16.5	14.6	13.7	
yes	0.8	4.5	3.9	7.9	3.7	
YES!	0.5	1.9	2.1	4.1	1.8	
N of Valid	621	577	382	315	1895	
N of Miss	22	32	23	38	115	

Table 123: Sometimes we don't know what we will do as adults, but we may have an idea. Please answer how true these statements may be for you. WHEN I AM AN ADULT I WILL: drink beer, wine, or liquor.


Response	6	8	10	12	Total	
NO!	73.5	48.5	32.7	27.8	50.1	
no	15.3	17.0	18.8	13.6	16.3	
yes	9.9	27.7	34.3	38.0	24.9	
YES!	1.3	6.8	14.1	20.6	8.8	
N of Valid	619	575	382	316	1892	
N of Miss	24	35	23	38	120	

Table 124: Sometimes we don't know what we will do as adults, but we may have an idea. Please answer how true these statements may be for you. WHEN I AM AN ADULT I WILL: smoke marijuana.


Response	6	8	10	12	Total	
NO!	94.3	81.4	75.1	71.8	82.8	
no	5.3	11.3	16.8	14.6	11.0	
yes	0.2	4.7	4.2	7.9	3.6	
YES!	0.2	2.6	3.9	5.7	2.6	
N of Valid	618	576	381	316	1891	
N of Miss	25	34	24	38	121	

Table 125: Sometimes we don't know what we will do as adults, but we may have an idea. Please answer how true these statements may be for you. WHEN I AM AN ADULT I WILL: use LSD, cocaine, amphetamines or another illegal drug.


Response	6	8	10	12	Total	
NO!	96.3	93.2	93.7	94.9	94.6	
no	3.7	6.6	5.5	4.1	5.0	
yes	0.0	0.2	0.3	0.6	0.2	
YES!	0.0	0.0	0.5	0.3	0.2	
N of Valid	621	576	380	316	1893	
N of Miss	22	34	25	38	119	

Table 126: How much do you think people risk harming themselves (physically or in other ways) if they: smoked one or more packs of cigarettes per day?

Response	6	8	10	12	Total	
No risk	28.0	14.8	10.7	6.4	16.9	
Slight risk	6.2	8.9	7.0	5.1	7.0	
Moderate risk	12.1	11.7	15.2	17.7	13.5	
Great risk	53.7	64.6	67.1	70.7	62.5	
N of Valid	614	562	374	311	1861	
N of Miss	27	48	30	43	148	

Table 127: How much do you think people risk harming themselves (physically or in other ways) if they: try marijuana once or twice?

Response	6	8	10	12	Total	
No risk	28.0	18.1	18.4	25.2	22.6	
Slight risk	12.8	23.5	26.1	28.1	21.3	
Moderate risk	21.3	21.2	21.6	18.7	20.9	
Great risk	38.0	37.2	33.9	28.1	35.3	
N of Valid	611	562	375	310	1858	
N of Miss	32	48	30	44	154	

Table 128: How much do you think people risk harming themselves (physically or in other ways) if they: smoke marijuana regularly?

Response	6	8	10	12	Total	
No risk	28.4	15.9	14.2	14.9	19.5	
Slight risk	2.6	6.8	9.4	13.6	7.1	
Moderate risk	9.1	13.9	15.8	22.1	14.1	
Great risk	59.9	63.4	60.7	49.4	59.4	
N of Valid	606	555	374	308	1843	
N of Miss	35	54	31	46	166	

Table 129: How much do you think people risk harming themselves (physically or in other ways) if they: take one or two drinks of an alcoholic beverage (beer, wine, liquor) nearly every day?


Response	6	8	10	12	Total	
No risk	28.3	18.6	14.9	10.6	19.7	
Slight risk	13.4	23.1	22.4	23.2	19.8	
Moderate risk	19.6	22.6	28.5	24.8	23.2	
Great risk	38.6	35.7	34.1	41.3	37.3	
N of Valid	611	558	375	310	1854	
N of Miss	31	51	30	43	155	

Table 130: How much do you think people risk harming themselves (physically or in other ways) if they: have five or more drinks once or twice each weekend?


Response	6	8	10	12	Total	
No risk	27.9	16.5	14.9	11.0	19.0	
Slight risk	6.6	10.2	14.4	13.2	10.4	
Moderate risk	18.0	23.4	25.6	25.8	22.5	
Great risk	47.5	49.9	45.1	50.0	48.2	
N of Valid	610	559	375	310	1854	
N of Miss	33	51	29	44	157	

Table 131: Have you ever used smokeless tobacco (chew, snuff, plug, dipping tobacco, or chewing tobacco)?


Response	6	8	10	12	Total	
Never	96.9	92.0	86.2	84.0	91.1	
Once or Twice	2.5	4.1	7.2	6.7	4.6	
Once in a while but not regularly	0.3	1.4	1.1	2.2	1.1	
Regularly in the past	0.3	0.9	1.6	2.2	1.1	
Regularly now	0.0	1.6	4.0	4.8	2.1	
N of Valid	610	561	376	312	1859	
N of Miss	33	49	29	42	153	

Table 132: How often have you taken smokeless tobacco during the past 30 days?







Response	6	8	10	12	Total	
Not at all	99.7	96.2	93.7	91.6	96.1	
Once or twice	0.2	1.4	2.4	1.6	1.2	
Once or twice per week	0.2	0.4	1.1	0.3	0.4	
Three to five times per week	0.0	0.9	0.8	1.0	0.6	
About once a day	0.0	1.1	0.8	1.0	0.6	
More than once a day	0.0	0.0	1.3	4.5	1.0	
N of Valid	608	558	378	311	1855	
N of Miss	34	52	26	43	155	

Table 133: Have you ever smoked cigarettes?






Response	6	8	10	12	Total	
Never	92.5	79.7	72.3	61.5	79.4	
Once or Twice	5.9	13.4	16.9	19.6	12.7	
Once in a while but not regularly	0.8	4.1	4.5	7.1	3.6	
Regularly in the past	0.7	1.1	2.9	5.8	2.1	
Regularly now	0.2	1.6	3.4	6.1	2.3	
N of Valid	611	558	379	312	1860	
N of Miss	32	52	26	42	152	

Table 134: How frequently have you smoked cigarettes during the past 30 days?








Response	6	8	10	12	Total	
Not at all	99.3	94.3	93.9	84.6	94.2	
Less than one cigarette per day	0.2	2.7	2.9	5.5	2.4	
One to five cigarettes per day	0.5	2.3	2.4	5.5	2.3	
About one-half pack per day	0.0	0.0	0.0	3.2	0.5	
About one pack per day	0.0	0.5	0.3	1.0	0.4	
About one and one-half packs per day	0.0	0.2	0.3	0.0	0.1	
Two packs or more per day	0.0	0.0	0.3	0.3	0.1	
N of Valid	612	558	378	311	1859	
N of Miss	31	52	27	42	152	

Table 135: Which statement best describes rules about smoking inside your home?






Response	6	8	10	12	Total	
Smoking is not allowed anywhere inside your home	71.3	69.6	70.6	71.6	70.7	
Smoking is allowed in some places and at some times	6.9	6.7	7.7	4.8	6.6	
Smoking is allowed anywhere inside the home	2.6	1.6	3.2	4.2	2.7	
There are no rules about smoking inside the home	4.3	8.5	5.3	7.4	6.3	
I don't know	14.9	13.6	13.3	11.9	13.7	
N of Valid	610	553	377	310	1850	
N of Miss	33	56	27	44	160	

Table 136: Which statement best describes rules about smoking in your family cars?







Response	6	8	10	12	Total	
Smoking is never allowed in any car	64.3	61.1	62.8	56.8	61.8	
Smoking is allowed sometimes or in some cars	12.5	12.2	12.3	13.5	12.5	
Smoking is allowed in any car anytime	2.8	4.8	2.4	5.8	3.8	
There are no rules about smoking in the car	5.4	9.5	8.6	8.1	7.7	
We do not have a family car	1.1	0.9	0.3	1.9	1.0	
I don't know	13.9	11.5	13.6	13.9	13.1	
N of Valid	610	547	374	310	1841	
N of Miss	33	63	30	44	170	

Table 137: During this school year, were you taught in any of your classes about the dangers of tobacco use?






Response	6	8	10	12	Total	
Strongly agree	55.0	42.1	25.3	13.8	38.3	
Agree	19.5	30.5	28.3	25.9	25.6	
Disagree	6.4	6.3	15.8	18.7	10.3	
Strongly disagree	7.9	8.3	12.8	27.5	12.3	
I don't know	11.2	12.8	17.7	14.1	13.4	
N of Valid	609	541	367	305	1822	
N of Miss	34	67	37	49	187	

Table 138: During the past 12 months, have you participated in any community activities to discourage people your age from using cigarettes, chewing tobacco, snuff, dip or cigars?






Response	6	8	10	12	Total	
Strongly agree	30.7	22.3	12.8	13.6	21.7	
Agree	20.2	18.1	15.8	14.9	17.8	
Disagree	13.7	17.5	20.2	21.2	17.4	
Strongly disagree	18.2	21.0	24.8	32.8	22.8	
I don't know	17.3	21.0	26.4	17.5	20.3	
N of Valid	600	542	367	302	1811	
N of Miss	43	68	38	52	201	

Table 139: On how many occasions have you had alcoholic beverages (beer, wine or hard liquor) to drink in your lifetime - more than just a few sips?








Response	6	8	10	12	Total	
0	88.6	66.0	48.7	31.5	64.2	
1-2	8.8	17.2	16.0	16.2	14.0	
3-5	1.2	7.4	11.7	10.9	6.8	
6-9	0.3	3.6	9.3	8.9	4.6	
10-19	0.7	2.9	7.2	11.3	4.4	
20-39	0.0	1.1	2.9	7.9	2.2	
40+	0.5	1.8	4.3	13.2	3.8	
N of Valid	604	553	376	302	1835	
N of Miss	39	57	29	52	177	

Table 140: On how many occasions have you had beer, wine or hard liquor to drink during the past 30 days?


Response	6	8	10	12	Total	
0	98.8	88.9	74.4	65.1	85.3	
1-2	1.0	7.1	14.9	18.8	8.6	
3-5	0.2	2.6	4.5	6.6	2.8	
6-9	0.0	0.7	2.9	3.6	1.4	
10-19	0.0	0.4	1.3	2.6	0.8	
20-39	0.0	0.2	0.8	1.6	0.5	
40+	0.0	0.2	1.1	1.6	0.5	
N of Valid	604	549	375	304	1832	
N of Miss	39	61	29	50	179	

Table 141: On how many occasions have you used marijuana (grass, pot) or hashish (hash, hash oil) in your lifetime?


Response	6	8	10	12	Total	
0	98.8	92.9	86.3	71.8	90.0	
1-2	0.8	3.8	4.3	7.6	3.6	
3-5	0.2	1.3	2.4	4.3	1.6	
6-9	0.2	0.2	1.6	4.0	1.1	
10-19	0.0	0.5	1.1	3.7	1.0	
20-39	0.0	0.4	1.6	0.7	0.5	
40+	0.0	0.9	2.7	8.0	2.1	
N of Valid	602	547	373	301	1823	
N of Miss	41	63	32	52	188	

Table 142: On how many occasions have you used marijuana (grass, pot) or hashish (hash, hash oil) during the past 30 days?


Response	6	8	10	12	Total	
0	100.0	97.4	94.7	86.3	95.9	
1-2	0.0	0.9	2.1	6.4	1.8	
3-5	0.0	0.9	1.1	1.3	0.7	
6-9	0.0	0.4	0.8	1.3	0.5	
10-19	0.0	0.2	0.3	2.3	0.5	
20-39	0.0	0.2	0.3	0.7	0.2	
40+	0.0	0.0	0.8	1.7	0.4	
N of Valid	602	549	374	299	1824	
N of Miss	41	61	31	55	188	

Table 143: On how many occasions have you used LSD or other psychedelics in your lifetime?


Response	6	8	10	12	Total	
0	100.0	100.0	99.7	99.7	99.9	
1-2	0.0	0.0	0.0	0.3	0.1	
3-5	0.0	0.0	0.0	0.0	0.0	
6-9	0.0	0.0	0.3	0.0	0.1	
10-19	0.0	0.0	0.0	0.0	0.0	
20-39	0.0	0.0	0.0	0.0	0.0	
40+	0.0	0.0	0.0	0.0	0.0	
N of Valid	599	548	375	301	1823	
N of Miss	44	62	30	53	189	

Table 144: On how many occasions have you used LSD or other psychedelics during the past 30 days?


Response	6	8	10	12	Total	
0	100.0	100.0	100.0	100.0	100.0	
1-2	0.0	0.0	0.0	0.0	0.0	
3-5	0.0	0.0	0.0	0.0	0.0	
6-9	0.0	0.0	0.0	0.0	0.0	
10-19	0.0	0.0	0.0	0.0	0.0	
20-39	0.0	0.0	0.0	0.0	0.0	
40+	0.0	0.0	0.0	0.0	0.0	
N of Valid	599	549	375	301	1824	
N of Miss	44	61	30	53	188	

Table 145: On how many occasions have you used cocaine or crack in your lifetime?


Response	6	8	10	12	Total	
0	99.8	99.8	99.5	99.7	99.7	
1-2	0.0	0.2	0.3	0.3	0.2	
3-5	0.0	0.0	0.3	0.0	0.1	
6-9	0.0	0.0	0.0	0.0	0.0	
10-19	0.0	0.0	0.0	0.0	0.0	
20-39	0.0	0.0	0.0	0.0	0.0	
40+	0.2	0.0	0.0	0.0	0.1	
N of Valid	601	550	375	302	1828	
N of Miss	42	60	30	52	184	

Table 146: On how many occasions have you used cocaine or crack during the past 30 days?



Response	6	8	10	12	Total	
0	100.0	99.8	100.0	99.7	99.9	
1-2	0.0	0.2	0.0	0.3	0.1	
3-5	0.0	0.0	0.0	0.0	0.0	
6-9	0.0	0.0	0.0	0.0	0.0	
10-19	0.0	0.0	0.0	0.0	0.0	
20-39	0.0	0.0	0.0	0.0	0.0	
40+	0.0	0.0	0.0	0.0	0.0	
N of Valid	599	548	375	302	1824	
N of Miss	44	61	30	52	187	

Table 147: On how many occasions have you sniffed glue, breathed the contents of an aerosol spray can, or inhaled other gases or sprays, in order to get high in your lifetime?








Response	6	8	10	12	Total	
0	96.0	86.5	90.4	92.7	91.5	
1-2	3.2	9.0	5.6	4.6	5.6	
3-5	0.3	2.2	2.1	0.7	1.3	
6-9	0.3	1.1	0.8	1.0	0.8	
10-19	0.0	0.5	0.0	0.3	0.2	
20-39	0.2	0.4	0.5	0.0	0.3	
40+	0.0	0.4	0.5	0.7	0.3	
N of Valid	602	547	375	302	1826	
N of Miss	41	63	30	52	186	

Table 148: On how many occasions have you sniffed glue, breathed the contents of an aerosol spray can, or inhaled other gases or sprays, in order to get high during the past 30 days?







Response	6	8	10	12	Total	
0	98.5	94.7	98.1	98.7	97.3	
1-2	1.2	3.1	1.1	1.3	1.8	
3-5	0.3	0.7	0.3	0.0	0.4	
6-9	0.0	0.7	0.3	0.0	0.3	
10-19	0.0	0.5	0.3	0.0	0.2	
20-39	0.0	0.2	0.0	0.0	0.1	
40+	0.0	0.0	0.0	0.0	0.0	
N of Valid	600	547	375	301	1823	
N of Miss	42	63	30	53	188	

Table 149: On how many occasions have you used phenoxydine (pox, px, breeze) in your lifetime?


Response	6	8	10	12	Total	
0	100.0	100.0	100.0	100.0	100.0	
1-2	0.0	0.0	0.0	0.0	0.0	
3-5	0.0	0.0	0.0	0.0	0.0	
6-9	0.0	0.0	0.0	0.0	0.0	
10-19	0.0	0.0	0.0	0.0	0.0	
20-39	0.0	0.0	0.0	0.0	0.0	
40+	0.0	0.0	0.0	0.0	0.0	
N of Valid	602	545	375	301	1823	
N of Miss	41	65	30	53	189	

Table 150: On how many occasions have you used phenoxydine (pox, px, breeze) during the past 30 days?


Response	6	8	10	12	Total	
0	100.0	100.0	100.0	100.0	100.0	
1-2	0.0	0.0	0.0	0.0	0.0	
3-5	0.0	0.0	0.0	0.0	0.0	
6-9	0.0	0.0	0.0	0.0	0.0	
10-19	0.0	0.0	0.0	0.0	0.0	
20-39	0.0	0.0	0.0	0.0	0.0	
40+	0.0	0.0	0.0	0.0	0.0	
N of Valid	600	544	375	300	1819	
N of Miss	43	66	30	54	193	

Table 151: On how many occasions have you used sedatives (tranquilizers, such as Valium or Xanax, barbiturates, or sleeping pills) without a doctor telling you to take them, in your lifetime?








Response	6	8	10	12	Total	
0	96.8	93.4	92.8	86.7	93.3	
1-2	2.3	3.7	4.0	4.3	3.4	
3-5	0.3	1.3	1.6	2.7	1.3	
6-9	0.2	0.4	0.5	1.7	0.6	
10-19	0.3	0.2	0.5	1.3	0.5	
20-39	0.0	0.4	0.3	1.7	0.4	
40+	0.0	0.7	0.3	1.7	0.6	
N of Valid	599	543	374	300	1816	
N of Miss	44	67	31	54	196	

Table 152: On how many occasions have you used sedatives (tranquilizers, such as Valium or Xanax, barbiturates, or sleeping pills) without a doctor telling you to take them, during the past 30 days?


Response	6	8	10	12	Total	
0	98.7	96.3	97.3	94.0	96.9	
1-2	1.0	2.4	1.9	2.7	1.9	
3-5	0.2	0.7	0.5	1.0	0.6	
6-9	0.0	0.2	0.3	2.0	0.4	
10-19	0.2	0.2	0.0	0.3	0.2	
20-39	0.0	0.0	0.0	0.0	0.0	
40+	0.0	0.2	0.0	0.0	0.1	
N of Valid	599	543	375	300	1817	
N of Miss	43	67	30	54	194	

Table 153: On how many occasions have you used methamphetamines (meth, speed, crank, crystal meth) in your lifetime?


Response	6	8	10	12	Total	
0	99.7	99.4	99.2	99.7	99.5	
1-2	0.3	0.2	0.3	0.0	0.2	
3-5	0.0	0.4	0.3	0.3	0.2	
6-9	0.0	0.0	0.0	0.0	0.0	
10-19	0.0	0.0	0.0	0.0	0.0	
20-39	0.0	0.0	0.0	0.0	0.0	
40+	0.0	0.0	0.3	0.0	0.1	
N of Valid	598	545	375	300	1818	
N of Miss	44	65	30	54	193	

Table 154: On how many occasions have you used methamphetamines (meth, speed, crank, crystal meth) in the past 30 days?




Response	6	8	10	12	Total	
0	100.0	99.8	99.7	100.0	99.9	
1-2	0.0	0.2	0.0	0.0	0.1	
3-5	0.0	0.0	0.0	0.0	0.0	
6-9	0.0	0.0	0.0	0.0	0.0	
10-19	0.0	0.0	0.0	0.0	0.0	
20-39	0.0	0.0	0.0	0.0	0.0	
40+	0.0	0.0	0.3	0.0	0.1	
N of Valid	595	542	375	300	1812	
N of Miss	48	68	30	54	200	

Table 155: On how many occasions have you used stimulants, other than Methamphetamines (such as amphetamines, Ritalin or Dexedrine) without a doctor telling you to take them, in your lifetime?







Response	6	8	10	12	Total	
0	99.8	99.3	98.9	95.3	98.7	
1-2	0.0	0.2	0.8	2.0	0.6	
3-5	0.2	0.0	0.0	1.3	0.3	
6-9	0.0	0.4	0.0	0.7	0.2	
10-19	0.0	0.0	0.0	0.0	0.0	
20-39	0.0	0.2	0.0	0.3	0.1	
40+	0.0	0.0	0.3	0.3	0.1	
N of Valid	595	541	374	300	1810	
N of Miss	47	69	31	54	201	

Table 156: On how many occasions have you used stimulants, other than Methamphetamines (such as amphetamines, Ritalin or Dexedrine) without a doctor telling you to take them, during the past 30 days?







Response	6	8	10	12	Total	
0	99.8	99.8	99.5	99.0	99.6	
1-2	0.0	0.2	0.3	0.3	0.2	
3-5	0.0	0.0	0.0	0.3	0.1	
6-9	0.0	0.0	0.0	0.3	0.1	
10-19	0.0	0.0	0.0	0.0	0.0	
20-39	0.2	0.0	0.0	0.0	0.1	
40+	0.0	0.0	0.3	0.0	0.1	
N of Valid	597	541	375	301	1814	
N of Miss	46	69	30	53	198	

Table 157: On how many occasions have you used heroin or other opiates in your lifetime?





Response	6	8	10	12	Total	
0	100.0	99.4	99.7	99.3	99.7	
1-2	0.0	0.6	0.3	0.0	0.2	
3-5	0.0	0.0	0.0	0.0	0.0	
6-9	0.0	0.0	0.0	0.3	0.1	
10-19	0.0	0.0	0.0	0.3	0.1	
20-39	0.0	0.0	0.0	0.0	0.0	
40+	0.0	0.0	0.0	0.0	0.0	
N of Valid	595	541	376	301	1813	
N of Miss	48	69	29	53	199	

Table 158: On how many occasions have you used heroin or other opiates during the past 30 days?



Response	6	8	10	12	Total	
0	100.0	100.0	100.0	99.7	99.9	
1-2	0.0	0.0	0.0	0.0	0.0	
3-5	0.0	0.0	0.0	0.0	0.0	
6-9	0.0	0.0	0.0	0.0	0.0	
10-19	0.0	0.0	0.0	0.3	0.1	
20-39	0.0	0.0	0.0	0.0	0.0	
40+	0.0	0.0	0.0	0.0	0.0	
N of Valid	596	540	376	300	1812	
N of Miss	47	70	29	54	200	

Table 159: On how many occasions have you used MDMA ('X', 'E', or ecstasy) in your lifetime?






Response	6	8	10	12	Total	
0	100.0	99.3	98.9	98.0	99.2	
1-2	0.0	0.4	1.1	0.7	0.4	
3-5	0.0	0.2	0.0	0.3	0.1	
6-9	0.0	0.0	0.0	1.0	0.2	
10-19	0.0	0.2	0.0	0.0	0.1	
20-39	0.0	0.0	0.0	0.0	0.0	
40+	0.0	0.0	0.0	0.0	0.0	
N of Valid	596	540	377	300	1813	
N of Miss	47	70	28	54	199	

Table 160: On how many occasions have you used MDMA ('X', 'E', or ecstasy) during the past 30 days?



Response	6	8	10	12	Total	
0	100.0	100.0	99.7	99.3	99.8	
1-2	0.0	0.0	0.3	0.7	0.2	
3-5	0.0	0.0	0.0	0.0	0.0	
6-9	0.0	0.0	0.0	0.0	0.0	
10-19	0.0	0.0	0.0	0.0	0.0	
20-39	0.0	0.0	0.0	0.0	0.0	
40+	0.0	0.0	0.0	0.0	0.0	
N of Valid	595	539	376	299	1809	
N of Miss	48	71	29	55	203	

Table 161: On how many occasions have you taken prescription drugs (such as Valium, Xanax, Ritalin, Adderall, OxyContin, Darvocet, or sleeping pills) on your own-that is, without a doctor telling you to take them in your lifetime?


Response	6	8	10	12	Total	
0	98.0	94.2	94.7	84.7	94.0	
1-2	1.3	3.2	2.1	5.0	2.7	
3-5	0.0	1.5	1.3	1.3	0.9	
6-9	0.2	0.4	1.1	4.3	1.1	
10-19	0.2	0.4	0.0	2.0	0.5	
20-39	0.2	0.0	0.3	1.0	0.3	
40+	0.2	0.4	0.5	1.7	0.6	
N of Valid	594	535	374	300	1803	
N of Miss	49	75	31	53	208	

Table 162: On how many occasions have you taken prescription drugs (such as Valium, Xanax, Ritalin, Adderall, OxyContin, Darvocet, or sleeping pills) on your own-that is, without a doctor telling you to take them during the past 30 days?


Response	6	8	10	12	Total	
0	98.8	96.6	97.9	94.3	97.2	
1-2	0.7	2.1	1.3	2.7	1.6	
3-5	0.2	0.7	0.5	1.7	0.7	
6-9	0.0	0.4	0.3	0.3	0.2	
10-19	0.2	0.2	0.0	0.0	0.1	
20-39	0.2	0.0	0.0	0.7	0.2	
40+	0.0	0.0	0.0	0.3	0.1	
N of Valid	593	535	374	299	1801	
N of Miss	50	75	31	55	211	

Table 163: On how many occasions have you taken non-prescription medicines such as diet pills (for example, Dietac, Dexatrim or Prolamine), stay-awake pills (for example No-Doz, Vivarin, or Wake), or cough or cold medicines (robos, DXM, etc.) to get high in your lifetime?







Response	6	8	10	12	Total	
0	99.5	96.8	95.7	94.3	97.0	
1-2	0.3	0.9	1.6	2.7	1.2	
3-5	0.2	0.9	1.1	1.3	0.8	
6-9	0.0	0.6	0.5	0.7	0.4	
10-19	0.0	0.2	0.5	1.0	0.3	
20-39	0.0	0.0	0.0	0.0	0.0	
40+	0.0	0.6	0.5	0.0	0.3	
N of Valid	591	533	372	300	1796	
N of Miss	52	77	33	54	216	

Table 164: On how many occasions have you taken non-prescription medicines such as diet pills (for example, Dietac, Dexatrim or Prolamine), stay-awake pills (for example No-Doz, Vivarin, or Wake), or cough or cold medicines (robos, DXM, etc.) to get high during the past 30 days?





Response	6	8	10	12	Total	
0	99.7	98.1	97.6	98.3	98.5	
1-2	0.3	1.3	1.6	0.7	0.9	
3-5	0.0	0.4	0.8	1.0	0.4	
6-9	0.0	0.2	0.0	0.0	0.1	
10-19	0.0	0.0	0.0	0.0	0.0	
20-39	0.0	0.0	0.0	0.0	0.0	
40+	0.0	0.0	0.0	0.0	0.0	
N of Valid	590	532	372	299	1793	
N of Miss	53	78	33	55	219	

Table 165: On how many occasions have you been drunk or very high from drinking alcoholic beverages during the past 30 days?








Response	6	8	10	12	Total	
0	99.5	95.9	86.9	75.2	91.8	
1-2	0.5	2.1	7.0	14.1	4.6	
3-5	0.0	0.8	4.0	3.7	1.7	
6-9	0.0	0.6	1.6	3.0	1.0	
10-19	0.0	0.4	0.3	1.7	0.4	
20-39	0.0	0.2	0.0	0.7	0.2	
40+	0.0	0.2	0.3	1.7	0.4	
N of Valid	591	532	374	298	1795	
N of Miss	52	78	31	56	217	

Table 166: On how many occasions have you drunk flavored alcoholic beverages, sometimes called 'alcopops' (like Mike's Hard Lemonade, Smirnoff Ice, Bacardi Breezers, etc.) in your lifetime?








Response	6	8	10	12	Total	
0	95.1	81.3	66.4	49.5	77.5	
1-2	3.9	9.1	11.0	11.8	8.2	
3-5	0.8	5.1	7.3	12.8	5.4	
6-9	0.2	1.7	6.7	6.7	3.1	
10-19	0.0	0.9	4.8	6.7	2.4	
20-39	0.0	0.8	0.5	4.4	1.1	
40+	0.0	1.1	3.2	8.1	2.3	
N of Valid	592	529	372	297	1790	
N of Miss	51	80	32	55	218	

Table 167: On how many occasions have you drunk flavored alcoholic beverages, sometimes called 'alcopops' (like Mike's Hard Lemonade, Smirnoff Ice, Bacardi Breezers, etc.) during the past 30 days?


Response	6	8	10	12	Total	
0	99.0	91.9	83.2	73.7	89.4	
1-2	0.8	4.5	8.6	15.7	6.0	
3-5	0.2	2.4	3.5	5.3	2.4	
6-9	0.0	0.6	2.9	1.7	1.1	
10-19	0.0	0.2	1.3	1.0	0.5	
20-39	0.0	0.0	0.3	0.7	0.2	
40+	0.0	0.4	0.3	2.0	0.5	
N of Valid	592	531	374	300	1797	
N of Miss	51	79	31	54	215	

Table 168: Think back over the last two weeks. How many times have you had five or more alcoholic drinks in a row?


Response	6	8	10	12	Total	
None	98.5	91.6	86.9	80.6	91.1	
Once	1.0	3.4	4.1	7.5	3.4	
Twice	0.5	2.7	3.8	3.7	2.4	
3-5 times	0.0	1.7	2.5	4.1	1.7	
6-9 times	0.0	0.4	1.4	1.0	0.6	
10 or more times	0.0	0.2	1.4	3.1	0.8	
N of Valid	589	523	366	294	1772	
N of Miss	54	87	39	60	240	

Table 169: During the past 30 days, how many times did you ride in a car or other vehicle driven by someone who had been drinking alcohol?


Response	6	8	10	12	Total	
0 times	77.9	74.5	76.9	75.5	76.3	
1 time	11.1	10.4	8.5	10.2	10.2	
2 or 3 times	6.3	7.7	9.1	9.5	7.8	
4 or 5 times	1.9	2.5	3.6	1.0	2.3	
6 or more times	2.9	4.8	1.9	3.7	3.4	
N of Valid	588	518	363	294	1763	
N of Miss	55	92	42	60	249	

Table 170: During the past 30 days, how many times did you drive a car or other vehicle when you had been drinking alcohol?







Response	6	8	10	12	Total	
I did not drive a car in the past 30 days	42.7	43.9	40.6	24.6	39.5	
0 times	55.6	52.7	55.5	66.2	56.5	
1 time	1.0	1.0	2.2	4.8	1.9	
2 or 3 times	0.2	2.0	1.1	2.7	1.3	
4 or 5 times	0.0	0.0	0.6	0.7	0.2	
6 or more times	0.5	0.4	0.0	1.0	0.5	
N of Valid	574	501	362	293	1730	
N of Miss	59	96	41	61	257	

Table 171: If you drank alcohol (not just a sip or taste) in the past year, how did you usually get it?













Response	6	8	10	12	Total	
I did not drink alcohol in the past year	90.4	77.4	60.1	39.8	71.9	
I bought it myself with a fake ID	0.0	0.0	0.8	0.4	0.2	
I bought it myself without a fake ID	0.2	0.0	0.6	6.3	1.2	
I got it from someone I know age 21 or older	0.9	3.4	12.4	24.6	8.0	
I got it from someone I know under age 21	0.2	1.4	5.1	8.1	2.9	
I got it from my brother or sister	0.5	1.0	2.2	1.8	1.2	
I got it from home with my parents' permission	1.1	2.2	4.5	3.2	2.5	
I got it from home without my parents' permission	0.7	2.6	2.8	1.8	1.9	
I got it from another relative	1.4	4.8	5.1	4.2	3.6	
A stranger bought it for me	0.2	0.0	0.8	1.1	0.4	
I took it from a store or shop	0.0	0.4	0.3	0.4	0.2	
Other	4.6	6.8	5.3	8.5	6.0	
N of Valid	571	499	356	284	1710	
N of Miss	72	106	43	63	284	

Table 172: If you drank alcohol (not just a sip or taste) in the past year, where did you usually drink it?











Response	6	8	10	12	Total	
I did not drink alcohol in the past year	94.0	79.7	61.4	42.9	74.7	
at my home	2.7	8.6	14.0	9.8	7.9	
at someone else's home	1.4	7.4	17.1	32.0	11.4	
at an open area like a park, beach, field, back road, woods, or a street corner	0.9	2.0	4.0	2.9	2.2	
at a sporting event or concert	0.0	0.4	0.0	0.4	0.2	
at a restaurant, bar, or a nightclub	0.2	0.0	0.6	1.5	0.4	
at an empty building or a construction site	0.0	0.2	0.0	0.0	0.1	
at a hotel/motel	0.5	0.6	0.9	5.8	1.5	
in a car	0.4	0.4	2.0	4.7	1.4	
at school	0.0	0.6	0.0	0.0	0.2	
N of Valid	564	488	350	275	1677	
N of Miss	79	115	44	67	305	

Table 173: During the last month, about how many marijuana cigarettes, or the equivalent, did you smoke a day, on the average?








Response	6	8	10	12	Total	
None	99.1	94.8	93.7	85.9	94.5	
Less than 1 a day	0.5	1.2	1.9	4.8	1.7	
1 a day	0.2	1.0	1.6	2.4	1.1	
2-3 a day	0.2	1.4	1.1	2.7	1.2	
4-6 a day	0.0	1.0	0.8	2.4	0.9	
7-10 a day	0.0	0.4	0.3	0.7	0.3	
11 or more a day	0.0	0.2	0.5	1.0	0.3	
N of Valid	575	504	364	291	1734	
N of Miss	68	106	41	63	278	

Table 174: How wrong would most adults (over 21) in your neighborhood think it is for kids your age: to use marijuana?





Response	6	8	10	12	Total	
Very wrong	93.3	85.2	78.0	64.6	82.9	
Wrong	3.2	7.4	11.0	15.5	8.1	
A little bit wrong	2.7	5.1	6.8	12.7	5.9	
Not wrong at all	0.9	2.3	4.2	7.2	3.1	
N of Valid	564	488	355	291	1698	
N of Miss	79	121	47	63	310	

Table 175: How wrong would most adults (over 21) in your neighborhood think it is for kids your age: to drink alcohol?





Response	6	8	10	12	Total	
Very wrong	87.8	71.3	54.5	46.2	68.9	
Wrong	6.4	15.4	20.8	21.4	14.6	
A little bit wrong	3.5	9.0	15.2	21.0	10.5	
Not wrong at all	2.3	4.3	9.6	11.4	6.0	
N of Valid	564	487	356	290	1697	
N of Miss	79	123	49	64	315	

Table 176: How wrong would most adults (over 21) in your neighborhood think it is for kids your age: to smoke cigarettes?





Response	6	8	10	12	Total	
Very wrong	87.8	76.3	65.7	47.6	73.0	
Wrong	7.3	12.6	16.0	22.8	13.3	
A little bit wrong	2.8	6.4	11.0	18.3	8.2	
Not wrong at all	2.1	4.7	7.3	11.4	5.5	
N of Valid	564	486	356	290	1696	
N of Miss	79	123	49	64	315	

Table 177: How much do each of the following statements describe your neighborhood? crime and/or drug selling

Response	6	8	10	12	Total	
NO!	76.7	70.3	62.7	60.5	69.2	
no	9.6	14.4	20.4	15.4	14.3	
yes	9.4	11.8	11.8	15.4	11.6	
YES!	4.3	3.5	5.0	8.7	5.0	
N of Valid	563	485	357	286	1691	
N of Miss	79	125	48	68	320	

Table 178: How much do each of the following statements describe your neighborhood? fights

Response	6	8	10	12	Total	
NO!	60.6	54.0	52.7	56.1	56.3	
no	12.8	18.3	25.5	25.1	19.1	
yes	14.2	17.9	15.1	13.2	15.3	
YES!	12.4	9.8	6.7	5.6	9.3	
N of Valid	563	480	357	287	1687	
N of Miss	78	129	48	67	322	

Table 179: How much do each of the following statements describe your neighborhood? lots of empty or abandoned buildings

Response	6	8	10	12	Total	
NO!	75.1	68.0	64.3	64.0	68.9	
no	14.1	21.4	21.9	21.0	19.0	
yes	7.0	6.7	9.3	10.1	7.9	
YES!	3.8	4.0	4.5	4.9	4.2	
N of Valid	559	481	356	286	1682	
N of Miss	84	129	49	68	330	

Table 180: How much do each of the following statements describe your neighborhood? lots of graffiti

Response	6	8	10	12	Total	
NO!	75.4	79.3	69.9	70.0	74.5	
no	13.4	15.6	25.6	23.3	18.3	
yes	7.7	3.3	1.7	4.5	4.6	
YES!	3.4	1.9	2.8	2.1	2.6	
N of Valid	558	482	356	287	1683	
N of Miss	85	126	49	67	327	

Table 181: If I had to move, I would miss the neighborhood I now live in.

Response	6	8	10	12	Total	
NO!	23.6	18.8	20.1	18.9	20.7	
no	9.9	16.7	17.6	22.8	15.7	
yes	21.0	27.7	30.2	33.7	27.0	
YES!	45.5	36.8	32.1	24.6	36.6	
N of Valid	556	484	358	285	1683	
N of Miss	85	125	47	69	326	

Table 182: My neighbors notice when I am doing a good job and let me know about it.

Response	6	8	10	12	Total	
NO!	37.0	40.2	37.0	39.1	38.3	
no	23.8	30.7	37.6	34.5	30.5	
yes	21.8	17.0	17.5	20.4	19.3	
YES!	17.3	12.0	7.9	6.0	11.9	
N of Valid	554	482	354	284	1674	
N of Miss	89	128	49	69	335	

Table 183: I like my neighborhood.

Response	6	8	10	12	Total	
NO!	13.3	13.1	13.7	14.1	13.5	
no	8.4	14.2	13.4	12.7	11.8	
yes	28.2	38.1	41.9	47.0	37.2	
YES!	50.2	34.6	31.0	26.1	37.5	
N of Valid	550	480	358	283	1671	
N of Miss	90	130	47	71	338	

Table 184: There are lots of adults in my neighborhood I could talk to about something important.

Response	6	8	10	12	Total	
NO!	27.3	29.7	31.9	36.3	30.5	
no	21.5	23.2	30.3	28.9	25.1	
yes	24.6	24.9	23.0	22.9	24.0	
YES!	26.6	22.2	14.8	12.0	20.3	
N of Valid	545	474	357	284	1660	
N of Miss	97	135	48	70	350	

Table 185: I'd like to get out of my neighborhood.

Response	6	8	10	12	Total	
NO!	50.5	40.4	34.4	29.6	40.6	
no	20.5	27.9	32.4	31.7	27.1	
yes	15.0	17.8	19.6	23.2	18.2	
YES!	14.1	14.0	13.7	15.5	14.2	
N of Valid	547	473	358	284	1662	
N of Miss	95	137	47	70	349	

Table 186: There are people in my neighborhood who are proud of me when I do something well.

Response	6	8	10	12	Total	
NO!	24.8	27.0	28.1	29.4	26.9	
no	17.8	24.1	28.9	29.4	24.0	
yes	28.8	28.3	29.5	28.7	28.8	
YES!	28.6	20.5	13.5	12.4	20.3	
N of Valid	545	477	356	282	1660	
N of Miss	98	133	49	72	352	

Table 187: There are people in my neighborhood who encourage me to do my best.

Response	6	8	10	12	Total	
NO!	20.8	26.4	24.9	25.2	24.0	
no	13.7	20.7	28.8	30.9	21.8	
yes	32.9	27.4	27.4	30.1	29.7	
YES!	32.5	25.5	18.9	13.8	24.4	
N of Valid	547	474	354	282	1657	
N of Miss	96	135	50	72	353	

Table 188: I feel safe in my neighborhood.

Response	6	8	10	12	Total	
NO!	15.9	14.3	13.8	14.3	14.7	
no	10.4	11.8	10.4	11.1	10.9	
yes	27.9	36.6	42.3	37.9	35.2	
YES!	45.8	37.3	33.5	36.8	39.2	
N of Valid	548	475	355	280	1658	
N of Miss	95	134	50	73	352	

Table 189: Which of the following activities for people your age are available in your community? sports teams?



Response	6	8	10	12	Total	
No	19.3	17.5	17.9	20.6	18.7	
Yes	80.7	82.5	82.1	79.4	81.3	
N of Valid	545	469	352	281	1647	
N of Miss	98	141	52	73	364	

Table 190: Which of the following activities for people your age are available in your community? scouting?



Response	6	8	10	12	Total	
No	39.7	49.6	49.4	46.1	45.6	
Yes	60.3	50.4	50.6	53.9	54.4	
N of Valid	544	458	350	280	1632	
N of Miss	99	152	55	74	380	

Table 191: Which of the following activities for people your age are available in your community? boys and girls clubs?



Response	6	8	10	12	Total	
No	42.3	40.9	42.9	40.4	41.7	
Yes	57.7	59.1	57.1	59.6	58.3	
N of Valid	534	464	350	280	1628	
N of Miss	108	146	55	74	383	

Table 192: Which of the following activities for people your age are available in your community? 4-H clubs?



Response	6	8	10	12	Total	
No	60.3	60.0	58.7	62.7	60.3	
Yes	39.7	40.0	41.3	37.3	39.7	
N of Valid	527	455	344	276	1602	
N of Miss	116	155	59	78	408	

Table 193: Which of the following activities for people your age are available in your community? service clubs?



Response	6	8	10	12	Total	
No	54.5	51.5	47.5	44.8	50.5	
Yes	45.5	48.5	52.5	55.2	49.5	
N of Valid	528	458	345	279	1610	
N of Miss	115	152	60	75	402	

Table 194: If a kid smoked marijuana in your neighborhood would he or she be caught by the police?





Response	6	8	10	12	Total	
NO!	12.9	22.6	23.3	29.2	20.7	
no	12.9	29.1	40.5	43.4	28.6	
yes	23.7	22.2	21.3	18.6	21.9	
YES!	50.5	26.1	14.9	8.8	28.9	
N of Valid	541	468	348	274	1631	
N of Miss	100	142	57	80	379	

Table 195: If a kid drank some beer, wine or hard liquor (for example, vodka, whiskey, or gin) in your neighborhood would he or she be caught by the police?





Response	6	8	10	12	Total	
NO!	15.0	27.5	28.6	35.6	24.9	
no	18.1	32.4	46.8	44.0	32.7	
yes	24.2	23.4	13.6	13.5	19.9	
YES!	42.7	16.7	11.0	6.9	22.5	
N of Valid	541	466	346	275	1628	
N of Miss	102	144	59	79	384	

Table 196: If a kid carried a handgun in your neighborhood would he or she be caught by the police?





Response	6	8	10	12	Total	
NO!	13.7	21.7	21.0	28.7	20.1	
no	10.2	21.9	30.7	33.5	21.9	
yes	22.2	24.7	25.3	22.9	23.7	
YES!	53.9	31.8	23.0	14.9	34.4	
N of Valid	540	466	348	275	1629	
N of Miss	102	144	57	79	382	

Table 197: If you wanted to get some cigarettes, how easy would it be for you to get some?





Response	6	8	10	12	Total	
Very hard	80.7	59.3	34.6	20.1	54.6	
Sort of hard	5.6	12.4	13.1	9.5	9.8	
Sort of easy	4.8	14.6	24.5	15.0	13.5	
Very easy	8.9	13.7	27.8	55.3	22.1	
N of Valid	538	459	335	273	1605	
N of Miss	103	151	69	81	404	

Table 198: If you wanted to get some beer, wine or hard liquor (for example, vodka, whiskey, or gin), how easy would it be for you to get some?





Response	6	8	10	12	Total	
Very hard	77.3	51.0	27.2	19.5	49.5	
Sort of hard	8.6	14.8	13.4	12.5	12.0	
Sort of easy	5.8	17.7	25.4	18.8	15.5	
Very easy	8.4	16.6	34.0	49.3	23.0	
N of Valid	538	453	335	272	1598	
N of Miss	105	157	70	82	414	

Table 199: If you wanted to get a drug like cocaine, LSD, or amphetamines, how easy would it be for you to get some?

Response	6	8	10	12	Total	
Very hard	92.9	88.3	68.0	59.2	80.7	
Sort of hard	3.2	5.9	15.6	16.9	8.9	
Sort of easy	2.0	2.0	8.1	9.6	4.6	
Very easy	1.9	3.7	8.4	14.3	5.9	
N of Valid	539	454	334	272	1599	
N of Miss	104	156	71	82	413	

Table 200: If you wanted to get a handgun, how easy would it be for you to get one?

Response	6	8	10	12	Total	
Very hard	79.8	64.8	53.6	45.1	64.1	
Sort of hard	7.1	10.4	14.7	17.2	11.3	
Sort of easy	4.5	10.2	16.2	16.1	10.5	
Very easy	8.7	14.6	15.6	21.6	14.0	
N of Valid	539	452	334	273	1598	
N of Miss	104	158	71	81	414	

Table 201: If you wanted to get some marijuana, how easy would it be for you to get some?

Response	6	8	10	12	Total	
Very hard	91.1	76.9	49.3	29.4	67.8	
Sort of hard	3.3	6.6	8.9	7.4	6.1	
Sort of easy	2.6	7.3	16.9	16.5	9.3	
Very easy	3.0	9.3	24.9	46.7	16.8	
N of Valid	539	454	337	272	1602	
N of Miss	104	156	68	82	410	

Table 202: During the past 12 months, have you participated in any alcohol prevention programs or seen any alcohol prevention messages in your school or community? Yes, a school-based program focused on preventing underage drinking and/or drinking and driving.



Response	6	8	10	12	Total	
No	57.4	69.3	85.9	86.7	71.9	
Yes	42.6	30.7	14.1	13.3	28.1	
N of Valid	643	610	405	354	2012	
N of Miss	0	0	0	0	0	

Table 203: During the past 12 months, have you participated in any alcohol prevention programs or seen any alcohol prevention messages in your school or community? Yes, a community-based program focused on preventing underage drinking and/or drinking and driving (for example, through your church or temple or through youth groups like Boys and Girls Club or 4-H).



Response	6	8	10	12	Total	
No	84.1	90.8	92.6	94.6	89.7	
Yes	15.9	9.2	7.4	5.4	10.3	
N of Valid	643	610	405	354	2012	
N of Miss	0	0	0	0	0	

Table 204: During the past 12 months, have you participated in any alcohol prevention programs or seen any alcohol prevention messages in your school or community? Yes, a media campaign addressing underage drinking and/or drinking and driving (for example, newspaper ads, posters, pamphlets, radio, TV).



Response	6	8	10	12	Total	
No	85.5	88.4	90.6	88.4	87.9	
Yes	14.5	11.6	9.4	11.6	12.1	
N of Valid	643	610	405	354	2012	
N of Miss	0	0	0	0	0	

Table 205: During the past 12 months, have you participated in any alcohol prevention programs or seen any alcohol prevention messages in your school or community? No



Response	6	8	10	12	Total	
No	63.9	61.6	39.0	45.5	55.0	
Yes	36.1	38.4	61.0	54.5	45.0	
N of Valid	643	610	405	354	2012	
N of Miss	0	0	0	0	0	

Table 206: How wrong do your parents feel it would be for YOU to: drink beer, wine or hard liquor (for example, vodka, whiskey or gin) regularly?

Response	6	8	10	12	Total	
Very wrong	94.4	81.3	66.2	61.0	79.1	
Wrong	3.9	10.7	19.0	16.1	11.1	
A little bit wrong	0.8	6.4	11.3	18.7	7.6	
Not wrong at all	0.9	1.6	3.6	4.1	2.2	
N of Valid	533	450	337	267	1587	
N of Miss	109	160	68	87	424	

Table 207: How wrong do your parents feel it would be for YOU to: smoke cigarettes?

Response	6	8	10	12	Total	
Very wrong	95.7	90.8	81.0	71.3	87.1	
Wrong	3.0	6.3	13.1	16.8	8.4	
A little bit wrong	0.8	1.8	3.6	7.8	2.8	
Not wrong at all	0.6	1.1	2.4	4.1	1.7	
N of Valid	533	446	337	268	1584	
N of Miss	110	164	68	86	428	

Table 208: How wrong do your parents feel it would be for YOU to: smoke marijuana?

Response	6	8	10	12	Total	
Very wrong	97.6	95.5	89.0	81.6	92.5	
Wrong	1.7	1.8	6.8	8.2	3.9	
A little bit wrong	0.4	1.6	2.1	6.4	2.1	
Not wrong at all	0.4	1.1	2.1	3.7	1.5	
N of Valid	531	443	337	267	1578	
N of Miss	112	167	68	87	434	

Table 209: How wrong do your parents feel it would be for YOU to: steal something worth more than \$5?

Response	6	8	10	12	Total	
Very wrong	91.7	87.9	83.0	83.2	87.4	
Wrong	4.7	9.4	12.2	10.4	8.6	
A little bit wrong	2.6	1.8	3.6	4.1	2.8	
Not wrong at all	0.9	0.9	1.2	2.2	1.2	
N of Valid	532	447	335	268	1582	
N of Miss	111	163	70	86	430	

Table 210: How wrong do your parents feel it would be for YOU to: draw graffiti, write things, or draw pictures on buildings or other property (without the owner's permission)?

Response	6	8	10	12	Total	
Very wrong	91.7	86.1	84.8	82.0	87.0	
Wrong	5.5	8.7	9.5	12.4	8.4	
A little bit wrong	1.3	2.5	3.9	3.4	2.5	
Not wrong at all	1.5	2.7	1.8	2.2	2.0	
N of Valid	531	446	336	267	1580	
N of Miss	112	164	68	87	431	

Table 211: How wrong do your parents feel it would be for YOU to: pick a fight with someone?

Response	6	8	10	12	Total	
Very wrong	80.8	67.6	62.6	63.5	70.3	
Wrong	9.8	17.7	20.7	20.7	16.2	
A little bit wrong	7.0	11.2	11.7	11.3	9.9	
Not wrong at all	2.5	3.6	5.1	4.5	3.7	
N of Valid	530	447	334	266	1577	
N of Miss	112	163	70	88	433	

Table 212: During the past 12 months, have you talked with at least one of your parents about the dangers of underage drinking and/or drinking and driving? By parents, we mean either your biological parents, adoptive parents, stepparents, or adult guardians - whether or not they live with you.



Response	6	8	10	12	Total	
No	43.3	57.6	60.2	54.4	52.8	
Yes	56.7	42.4	39.8	45.6	47.2	
N of Valid	508	425	324	259	1516	
N of Miss	135	185	81	95	496	

Table 213: Have any of your brothers or sisters ever: drunk beer, wine or hard liquor (for example, vodka, whiskey or gin)?




Response	6	8	10	12	Total	
No	77.0	56.4	40.8	32.6	55.8	
Yes	19.9	39.3	54.2	63.3	40.1	
I don't have any brothers or sisters	3.1	4.3	5.1	4.1	4.0	
N of Valid	522	440	336	267	1565	
N of Miss	120	169	69	87	445	

Table 214: Have any of your brothers or sisters ever: smoked marijuana?




Response	6	8	10	12	Total	
No	92.1	81.3	68.9	55.1	77.8	
Yes	4.8	13.9	25.7	40.8	18.0	
I don't have any brothers or sisters	3.1	4.8	5.4	4.1	4.2	
N of Valid	522	439	334	267	1562	
N of Miss	120	170	70	87	447	

Table 215: Have any of your brothers or sisters ever: smoked cigarettes?




Response	6	8	10	12	Total	
No	81.2	70.8	61.0	48.9	68.4	
Yes	15.7	24.4	33.9	46.2	27.3	
I don't have any brothers or sisters	3.1	4.8	5.1	4.9	4.3	
N of Valid	522	438	336	266	1562	
N of Miss	120	172	69	87	448	

Table 216: Have any of your brothers or sisters ever: taken a handgun to school?




Response	6	8	10	12	Total	
No	96.4	91.9	92.2	93.3	93.7	
Yes	0.6	3.9	3.3	2.6	2.4	
I don't have any brothers or sisters	3.1	4.1	4.5	4.1	3.9	
N of Valid	521	434	335	267	1557	
N of Miss	122	175	70	87	454	

Table 217: Have any of your brothers or sisters ever: been suspended or expelled from school?




Response	6	8	10	12	Total	
No	68.0	59.8	58.8	54.0	61.3	
Yes	28.7	35.4	35.6	41.9	34.3	
I don't have any brothers or sisters	3.3	4.8	5.6	4.2	4.4	
N of Valid	522	438	337	265	1562	
N of Miss	120	171	68	88	447	

Table 218: The rules in my family are clear.





Response	6	8	10	12	Total	
NO!	5.4	4.8	6.6	4.5	5.3	
no	6.4	10.0	8.4	11.9	8.8	
yes	20.8	31.1	38.4	35.8	30.1	
YES!	67.4	54.1	46.5	47.8	55.8	
N of Valid	518	438	333	268	1557	
N of Miss	125	172	72	85	454	

Table 219: People in my family often insult or yell at each other.





Response	6	8	10	12	Total	
NO!	37.6	29.1	23.7	26.8	30.4	
no	25.0	34.2	42.0	34.9	32.9	
yes	23.2	26.6	25.5	23.8	24.7	
YES!	14.2	10.2	8.7	14.5	12.0	
N of Valid	513	433	333	269	1548	
N of Miss	129	177	72	85	463	

Table 220: When I am not at home, one of my parents knows where I am and who I am with.





Response	6	8	10	12	Total	
NO!	4.5	6.3	6.0	5.6	5.5	
no	2.8	5.1	6.3	11.5	5.7	
yes	20.6	27.0	41.4	32.6	29.0	
YES!	72.1	61.6	46.2	50.4	59.8	
N of Valid	509	430	333	270	1542	
N of Miss	133	179	72	84	468	

Table 221: We argue about the same things in my family over and over.





Response	6	8	10	12	Total	
NO!	47.9	31.0	20.7	21.0	32.7	
no	23.2	34.0	35.1	34.5	30.7	
yes	16.5	22.2	31.5	28.8	23.5	
YES!	12.5	12.7	12.6	15.7	13.1	
N of Valid	514	432	333	267	1546	
N of Miss	129	177	72	87	465	

Table 222: If you drank some beer or wine or liquor (for example, vodka, whiskey, or gin) without your parents' permission, would you be caught by your parents?

Response	6	8	10	12	Total	
NO!	10.8	16.0	19.1	19.6	15.6	
no	6.3	14.2	32.7	42.2	20.4	
yes	10.2	22.1	23.0	16.7	17.4	
YES!	72.8	47.7	25.2	21.5	46.6	
N of Valid	511	430	330	270	1541	
N of Miss	130	180	75	84	469	

Table 223: My family has clear rules about alcohol and drug use.

Response	6	8	10	12	Total	
NO!	7.2	7.2	9.1	7.4	7.6	
no	5.1	9.0	12.4	15.2	9.5	
yes	12.7	20.1	32.3	28.9	21.8	
YES!	75.0	63.7	46.2	48.5	61.0	
N of Valid	511	432	331	270	1544	
N of Miss	132	178	74	84	468	

Table 224: If you carried a handgun without your parents' permission, would you be caught by your parents?

Response	6	8	10	12	Total	
NO!	7.1	11.8	11.2	11.2	10.0	
no	2.9	7.0	17.3	16.0	9.4	
yes	10.0	16.7	19.7	24.9	16.6	
YES!	80.0	64.5	51.8	48.0	64.0	
N of Valid	510	431	330	269	1540	
N of Miss	133	178	75	85	471	

Table 225: If you skipped school would you be caught by your parents?





Response	6	8	10	12	Total	
NO!	5.9	11.5	14.3	13.8	10.7	
no	4.7	9.6	18.0	21.6	11.9	
yes	12.5	19.3	26.2	27.5	20.0	
YES!	76.9	59.5	41.5	37.2	57.5	
N of Valid	506	425	328	269	1528	
N of Miss	134	185	77	85	481	

Table 226: Do you feel very close to your mother?





Response	6	8	10	12	Total	
NO!	3.8	11.2	12.2	10.5	8.8	
no	4.9	9.1	10.7	12.7	8.7	
yes	14.0	23.9	26.3	25.8	21.5	
YES!	77.3	55.7	50.8	50.9	61.0	
N of Valid	506	427	327	267	1527	
N of Miss	135	183	77	87	482	

Table 227: Do you share your thoughts and feelings with your mother?





Response	6	8	10	12	Total	
NO!	11.2	19.4	16.2	11.3	14.6	
no	14.2	21.1	21.1	20.7	18.8	
yes	23.2	21.3	30.9	29.7	25.5	
YES!	51.3	38.2	31.8	38.3	41.1	
N of Valid	499	427	327	266	1519	
N of Miss	142	183	77	88	490	

Table 228: My parents ask me what I think before most family decisions affecting me are made.


Response	6	8	10	12	Total	
NO!	12.9	17.7	15.4	14.7	15.1	
no	15.9	20.5	22.8	22.2	19.8	
yes	26.7	31.6	34.8	39.5	32.1	
YES!	44.6	30.2	27.1	23.7	33.1	
N of Valid	498	424	325	266	1513	
N of Miss	145	184	79	88	496	

Table 229: Do you share your thoughts and feelings with your father?


Response	6	8	10	12	Total	
NO!	29.4	31.2	31.1	30.4	30.4	
no	17.3	24.2	27.1	22.4	22.2	
yes	18.1	20.2	22.5	25.5	20.9	
YES!	35.3	24.4	19.4	21.7	26.5	
N of Valid	504	426	325	263	1518	
N of Miss	137	183	80	91	491	

Table 230: Do you enjoy spending time with your mother?


Response	6	8	10	12	Total	
NO!	3.4	8.0	10.2	8.7	7.1	
no	2.0	5.9	8.1	5.7	5.0	
yes	21.9	31.5	34.5	42.4	30.8	
YES!	72.8	54.6	47.2	43.2	57.1	
N of Valid	503	425	322	264	1514	
N of Miss	140	185	82	89	496	

Table 231: Do you enjoy spending time with your father?

Response	6	8	10	12	Total	
NO!	12.1	16.0	19.0	18.8	15.8	
no	5.4	11.6	12.1	14.7	10.2	
yes	19.5	25.7	35.2	35.3	27.4	
YES!	63.0	46.7	33.6	31.2	46.6	
N of Valid	497	424	321	266	1508	
N of Miss	143	186	83	88	500	

Table 232: If I had a personal problem, I could ask my mom or dad for help.

Response	6	8	10	12	Total	
NO!	5.5	10.1	12.3	10.9	9.2	
no	4.5	10.8	14.8	10.9	9.6	
yes	20.3	28.0	29.3	32.3	26.5	
YES!	69.6	51.1	43.5	45.9	54.7	
N of Valid	507	425	324	266	1522	
N of Miss	136	185	80	88	489	

Table 233: Do you feel very close to your father?

Response	6	8	10	12	Total	
NO!	16.1	18.5	22.2	23.8	19.4	
no	9.2	14.0	20.3	21.5	15.1	
yes	14.5	25.7	26.8	24.9	22.1	
YES!	60.2	41.8	30.8	29.8	43.4	
N of Valid	502	421	325	265	1513	
N of Miss	140	188	80	89	497	

Table 234: My parents give me lots of chances to do fun things with them.

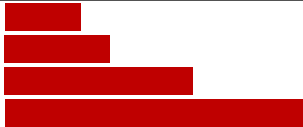
Response	6	8	10	12	Total	
NO!	5.9	11.7	11.9	12.5	9.9	
no	7.9	12.4	20.5	24.9	14.8	
yes	21.5	29.7	35.5	31.3	28.5	
YES!	64.8	46.3	32.1	31.3	46.8	
N of Valid	508	428	327	265	1528	
N of Miss	135	182	78	89	484	

Table 235: My parents ask if I've gotten my homework done.


Response	6	8	10	12	Total	
NO!	0.8	3.8	7.3	12.4	5.1	
no	1.2	3.3	10.6	18.8	6.9	
yes	14.4	31.1	37.8	35.3	27.8	
YES!	83.6	61.7	44.4	33.5	60.2	
N of Valid	501	418	331	266	1516	
N of Miss	142	192	72	88	494	

Table 236: People in my family have serious arguments.

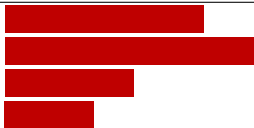
Response	6	8	10	12	Total	
NO!	38.9	29.8	23.0	24.2	30.3	
no	29.3	41.6	44.8	46.0	39.0	
yes	18.8	16.8	22.1	16.6	18.6	
YES!	13.0	11.8	10.0	13.2	12.1	
N of Valid	499	416	330	265	1510	
N of Miss	142	194	75	89	500	

Table 237: Would your parents know if you did not come home on time?

Response	6	8	10	12	Total
NO!	5.2	4.8	6.8	8.0	5.9
no	5.4	9.4	11.4	13.6	9.3
yes	21.2	27.3	37.2	36.4	29.0
YES!	68.1	58.5	44.6	42.0	55.8
N of Valid	496	414	325	264	1499
N of Miss	146	195	80	90	511

Table 238: It is important to be honest with your parents, even if they become upset or you get punished.

Response	6	8	10	12	Total
NO!	2.0	5.0	5.5	8.4	4.7
no	3.0	5.8	8.8	8.7	6.1
yes	17.3	29.1	41.2	37.6	29.3
YES!	77.6	60.1	44.5	45.2	59.9
N of Valid	496	416	328	263	1503
N of Miss	147	194	77	91	509

Table 239: My parents notice when I am doing a good job and let me know about it.

Response	6	8	10	12	Total
Never or Almost Never	6.5	6.8	9.1	10.1	7.8
Sometimes	20.8	24.1	31.5	31.1	25.9
Often	22.2	26.8	23.3	25.8	24.3
All the time	50.5	42.3	36.1	33.0	42.0
N of Valid	491	411	330	267	1499
N of Miss	152	198	75	86	511

Table 240: How often do your parents tell you they're proud of you for something you've done?

Response	6	8	10	12	Total	
Never or Almost Never	3.9	9.6	9.8	9.7	7.8	
Sometimes	15.6	19.4	27.7	29.6	21.8	
Often	25.8	29.5	29.0	31.5	28.5	
All the time	54.7	41.5	33.5	29.2	41.9	
N of Valid	488	407	328	267	1490	
N of Miss	155	203	77	86	521	

Table 241: How many brothers and sisters, including stepbrothers and stepsisters, do you have that are younger than you?

Response	6	8	10	12	Total	
0	29.3	32.5	34.6	37.8	32.9	
1	25.7	24.6	24.8	21.0	24.4	
2	18.6	14.8	13.8	18.7	16.5	
3	11.5	11.6	12.5	10.5	11.6	
4	5.6	5.9	4.9	3.0	5.1	
5	4.2	2.5	4.0	2.6	3.4	
6 or more	5.0	8.1	5.5	6.4	6.2	
N of Valid	478	406	327	267	1478	
N of Miss	161	204	78	87	530	

Table 242: How many brothers and sisters, including stepbrothers and stepsisters, do you have that are older than you?

Response	6	8	10	12	Total	
0	22.0	24.7	29.0	27.7	25.3	
1	25.2	24.2	20.1	22.0	23.2	
2	17.7	16.6	19.2	20.1	18.2	
3	11.4	14.7	11.3	12.1	12.4	
4	8.7	6.6	8.2	5.7	7.5	
5	5.2	4.9	4.0	5.3	4.9	
6 or more	9.8	8.3	8.2	7.2	8.6	
N of Valid	481	409	328	264	1482	
N of Miss	160	201	77	90	528	

Table 243: Have you changed homes in the past year (the last 12 months)?



Response	6	8	10	12	Total	
No	71.4	66.6	77.5	75.0	72.1	
Yes	28.6	33.4	22.5	25.0	27.9	
N of Valid	482	407	329	264	1482	
N of Miss	161	203	76	90	530	

Table 244: How many times have you changed homes since kindergarten?






Response	6	8	10	12	Total	
Never	37.3	29.1	28.4	23.5	30.6	
1 or 2 times	32.7	32.6	31.5	31.1	32.1	
3 or 4 times	14.8	17.4	21.9	20.5	18.1	
5 or 6 times	9.3	10.2	9.9	12.9	10.3	
7 or more times	5.9	10.7	8.3	12.1	8.9	
N of Valid	474	402	324	264	1464	
N of Miss	168	208	81	90	547	

Table 245: Have you changed schools (including changing from elementary to middle and middle to high school) in the past year?



Response	6	8	10	12	Total	
No	55.5	54.9	35.6	80.5	55.4	
Yes	44.5	45.1	64.4	19.5	44.6	
N of Valid	472	397	323	262	1454	
N of Miss	171	213	82	92	558	

Table 246: How many times have you changed schools since kindergarten (including changing from elementary to middle and middle to high school)?






Response	6	8	10	12	Total	
Never	41.4	20.9	20.0	18.3	26.9	
1 or 2 times	32.7	42.0	29.1	27.4	33.4	
3 or 4 times	17.5	19.3	30.3	28.9	22.9	
5 or 6 times	6.3	9.7	12.5	16.3	10.4	
7 or more times	2.1	8.1	8.1	9.1	6.3	
N of Valid	474	393	320	263	1450	
N of Miss	168	217	84	91	560	

Table 247: Has anyone in your family ever had severe alcohol or drug problems?



Response	6	8	10	12	Total	
No	71.7	69.8	60.6	52.7	65.3	
Yes	28.3	30.2	39.4	47.3	34.7	
N of Valid	470	398	325	264	1457	
N of Miss	173	212	80	90	555	

Table 248: About how many adults (over 21) have you known personally who in the past year have: used marijuana, crack, cocaine, or other drugs?






Response	6	8	10	12	Total	
0	75.7	67.8	56.9	46.2	64.1	
1	11.8	14.2	14.7	13.0	13.3	
2	4.9	5.8	11.6	14.1	8.3	
3-4	3.2	3.3	7.5	12.2	5.8	
5+	4.4	8.9	9.4	14.5	8.6	
N of Valid	474	394	320	262	1450	
N of Miss	169	216	85	92	562	

Table 249: About how many adults (over 21) have you known personally who in the past year have: sold or dealt drugs?


Response	6	8	10	12	Total	
0	83.0	75.1	66.5	59.8	73.0	
1	8.3	8.2	13.5	11.5	10.0	
2	4.0	5.9	9.7	10.0	6.9	
3-4	2.1	4.6	4.1	10.0	4.7	
5+	2.6	6.2	6.3	8.8	5.5	
N of Valid	470	390	319	261	1440	
N of Miss	172	220	86	93	571	

Table 250: About how many adults (over 21) have you known personally who in the past year have: done other things that could get them in trouble with the police, like stealing, selling stolen goods, mugging or assaulting others, etc.?


Response	6	8	10	12	Total	
0	76.9	68.5	62.9	57.6	68.0	
1	10.0	12.3	14.5	12.6	12.1	
2	5.1	6.9	9.7	7.3	7.0	
3-4	3.4	4.9	4.7	9.2	5.1	
5+	4.7	7.4	8.2	13.4	7.8	
N of Valid	472	390	318	262	1442	
N of Miss	170	220	87	92	569	

Table 251: About how many adults (over 21) have you known personally who in the past year have: gotten drunk or high?

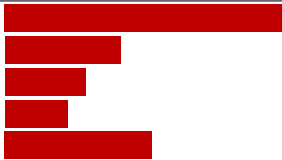
Response	6	8	10	12	Total	
0	57.8	45.4	33.4	26.2	43.4	
1	19.7	18.6	15.1	9.2	16.5	
2	6.6	10.7	13.2	15.4	10.8	
3-4	4.0	6.9	11.7	10.8	7.7	
5+	11.9	18.4	26.5	38.5	21.7	
N of Valid	472	392	317	260	1441	
N of Miss	171	218	87	94	570	

Table 252: Have you seen or heard information about underage drinking in the past 12 months from the following sources? Radio

Response	6	8	10	12	Total	
No	43.0	39.4	40.3	41.9	41.2	
Yes	57.0	60.6	59.7	58.1	58.8	
N of Valid	470	383	315	260	1428	
N of Miss	173	227	89	94	583	

Table 253: Have you seen or heard information about underage drinking in the past 12 months from the following sources? TV.

Response	6	8	10	12	Total	
No	20.6	18.5	18.2	20.5	19.5	
Yes	79.4	81.5	81.8	79.5	80.5	
N of Valid	465	383	318	259	1425	
N of Miss	178	227	87	95	587	

Table 254: Have you seen or heard information about underage drinking in the past 12 months from the following sources? Print. This includes information on underage drinking you may have seen in the newspaper, on a billboard, in pamphlets, on stickers, etc.

Response	6	8	10	12	Total	
No	40.0	40.1	41.6	40.4	40.5	
Yes	60.0	59.9	58.4	59.6	59.5	
N of Valid	470	384	317	260	1431	
N of Miss	173	226	88	94	581	

Table 255: Have you seen or heard information about underage drinking in the past 12 months from the following sources? Website or social media? (Facebook, Myspace, website, etc.)

Response	6	8	10	12	Total	
No	48.6	46.5	38.6	38.0	43.9	
Yes	51.4	53.5	61.4	62.0	56.1	
N of Valid	469	381	316	258	1424	
N of Miss	174	229	89	96	588	

Table 256: The next questions ask about your opinions of the information you saw or heard. If you have seen or heard more than one ad, please think about your favorite ad when answering these questions. The information about underage drinking that I saw or heard was convincing.






Response	6	8	10	12	Total	
NO!	26.7	20.9	22.3	19.4	22.8	
no	6.9	13.3	18.8	17.4	13.1	
yes	17.6	25.1	35.0	36.4	26.9	
YES!	32.3	28.7	17.5	15.0	24.9	
I have not seen or heard any ads about underage drinking in the past 12 months.	16.6	12.0	6.4	11.9	12.2	
N of Valid	465	383	314	253	1415	
N of Miss	175	225	89	100	589	

Table 257: The next questions ask about your opinions of the information you saw or heard. If you have seen or heard more than one ad, please think about your favorite ad when answering these questions. The information about underage drinking that I saw or heard grabbed my attention.






Response	6	8	10	12	Total	
NO!	22.9	16.3	18.4	17.0	19.0	
no	7.6	17.6	23.4	15.8	15.3	
yes	17.5	23.6	33.9	36.0	26.1	
YES!	33.9	30.4	16.8	19.4	26.5	
I have not seen or heard any ads about underage drinking in the past 12 months.	18.1	12.1	7.6	11.9	13.0	
N of Valid	463	381	316	253	1413	
N of Miss	179	228	89	101	597	

Table 258: The next questions ask about your opinions of the information you saw or heard. If you have seen or heard more than one ad, please think about your favorite ad when answering these questions. The information about underage drinking that I saw or heard said something important to me.






Response	6	8	10	12	Total	
NO!	20.4	16.4	17.4	19.0	18.4	
no	6.5	17.0	23.4	18.2	15.2	
yes	15.9	23.5	30.7	34.4	24.6	
YES!	38.5	31.3	20.9	14.6	28.3	
I have not seen or heard any ads about underage drinking in the past 12 months.	18.7	11.7	7.6	13.8	13.5	
N of Valid	460	383	316	253	1412	
N of Miss	182	227	89	101	599	

Table 259: The next questions ask about your opinions of the information you saw or heard. If you have seen or heard more than one ad, please think about your favorite ad when answering these questions. Seeing or hearing this information about underage drinking made me want to stop or decrease my drinking.

Response	6	8	10	12	Total	
NO!	21.9	17.3	20.8	23.1	20.6	
no	3.7	13.5	20.5	20.3	13.2	
yes	7.7	14.3	21.2	25.5	15.8	
YES!	27.9	30.7	23.5	16.3	25.5	
I have not seen or heard any ads about underage drinking in the past 12 months.	38.8	24.3	14.0	14.7	24.8	
N of Valid	430	371	307	251	1359	
N of Miss	212	239	98	103	652	

Table 260: How honest were you in filling out this survey?

Response	6	8	10	12	Total	
I was very honest	81.5	81.8	79.9	81.2	81.2	
I was honest pretty much of the time	13.6	15.1	14.4	14.2	14.3	
I was honest some of the time	4.3	2.0	3.8	4.6	3.6	
I was honest once in a while	0.6	1.0	1.9	0.0	0.9	
I was not honest at all	0.0	0.0	0.0	0.0	0.0	
N of Valid	470	391	319	260	1440	
N of Miss	173	218	84	94	569	