

# 2011 APNA

Arkansas Prevention Needs Assessment Student Survey



Independence County Tables

**Arkansas Department of Human Services  
Division of Behavioral Health Services**

Conducted by International Survey Associates dba Pride Surveys



## Contents

1	INTRODUCTION	11
2	PERCENTAGE TABLES	16

## List of Tables

1	Sex	17
2	Age	17
3	Are you Hispanic or Latino?	17
4	What is your race? Black or African American	18
5	What is your race? Asian	18
6	What is your race? American Indian	18
7	What is your race? Alaska Native	18
8	What is your race? White	19
9	What is your race? Native Hawaiian or Other Pacific Islander	19
10	What is your race? Other	19
11	What is the highest level of schooling completed by your mother or father?	20
12	Think of where you live most of the time. Which of the following people live there with you? Mother	20
13	Think of where you live most of the time. Which of the following people live there with you? Stepmother	20
14	Think of where you live most of the time. Which of the following people live there with you? Foster Mother	21
15	Think of where you live most of the time. Which of the following people live there with you? Grandmother	21
16	Think of where you live most of the time. Which of the following people live there with you? Aunt	21
17	Think of where you live most of the time. Which of the following people live there with you? Father	21
18	Think of where you live most of the time. Which of the following people live there with you? Stepfather	22
19	Think of where you live most of the time. Which of the following people live there with you? Foster Father	22
20	Think of where you live most of the time. Which of the following people live there with you? Grandfather	22
21	Think of where you live most of the time. Which of the following people live there with you? Uncle	22
22	Think of where you live most of the time. Which of the following people live there with you? Other Adults	23
23	Think of where you live most of the time. Which of the following people live there with you? Brother(s)	23
24	Think of where you live most of the time. Which of the following people live there with you? Stepbrother(s)	23
25	Think of where you live most of the time. Which of the following people live there with you? Sister(s)	23
26	Think of where you live most of the time. Which of the following people live there with you? Stepsister(s)	24

27	Think of where you live most of the time. Which of the following people live there with you? Other Children . . . . .	24
28	In my school, students have lots of chances to help decide things like class activities and rules. . . . .	24
29	Teachers ask me to work on special classroom projects. . . . .	24
30	My teacher(s) notices when I am doing a good job and lets me know about it. . . . .	25
31	There are lots of chances for students in my school to get involved in sports, clubs, and other school activities outside of class. . . . .	25
32	There are lots of chances for students in my school to talk with a teacher one-on-one. . . . .	25
33	I feel safe at my school. . . . .	26
34	The school lets my parents know when I have done something well. . . . .	26
35	My teachers praise me when I work hard in school. . . . .	26
36	Are your school grades better than the grades of most students in your class? . . . . .	27
37	I have lots of chances to be part of class discussions or activities. . . . .	27
38	Now thinking back over the past year in school, how often did you: enjoy being in school? . . . . .	27
39	Now thinking back over the past year in school, how often did you: hate being in school? . . . . .	28
40	Now thinking back over the past year in school, how often did you: try to do your best work in school? . . . . .	28
41	How often do you feel that the school work you are assigned is meaningful and important? . . . . .	28
42	Putting them all together, what were your grades like last year? . . . . .	29
43	How important do you think the things you are learning in school are going to be for your later life? . . . . .	29
44	How interesting are most of your courses to you? . . . . .	29
45	During the LAST FOUR WEEKS how many whole days of school have you missed because you skipped or 'cut'? . . . .	30
46	What are the chances you would be seen as cool if you: smoked cigarettes? . . . . .	30
47	What are the chances you would be seen as cool if you: worked hard at school? . . . . .	30
48	What are the chances you would be seen as cool if you: began drinking alcoholic beverages regularly, that is, at least once or twice a month? . . . . .	31
49	What are the chances you would be seen as cool if you: defended someone who was being verbally abused at school? . . . . .	31
50	What are the chances you would be seen as cool if you: smoked marijuana? . . . . .	31
51	What are the chances you would be seen as cool if you: carried a handgun? . . . . .	32

52	What are the chances you would be seen as cool if you: regularly volunteered to do community service? . . . . .	32
53	Think of your four best friends (the friends you feel closest to). In the past year (12 months), how many of your best friends have: participated in clubs, organizations or activities at school? . . . . .	32
54	Think of your four best friends (the friends you feel closest to). In the past year (12 months), how many of your best friends have: smoked cigarettes? . . . . .	33
55	Think of your four best friends (the friends you feel closest to). In the past year (12 months), how many of your best friends have: tried beer, wine or hard liquor (for example, vodka, whiskey, or gin) when their parents didn't know about it? . . . . .	33
56	Think of your four best friends (the friends you feel closest to). In the past year (12 months), how many of your best friends have: made a commitment to stay drug-free? . . . . .	33
57	Think of your four best friends (the friends you feel closest to). In the past year (12 months), how many of your best friends have: used marijuana? . . . . .	34
58	Think of your four best friends (the friends you feel closest to). In the past year (12 months), how many of your best friends have: tried to do well in school? . . . . .	34
59	Think of your four best friends (the friends you feel closest to). In the past year (12 months), how many of your best friends have: used LSD, cocaine, amphetamines, or other illegal drugs? . . . . .	34
60	Think of your four best friends (the friends you feel closest to). In the past year (12 months), how many of your best friends have: been suspended from school? . . . . .	35
61	Think of your four best friends (the friends you feel closest to). In the past year (12 months), how many of your best friends have: liked school? . . . . .	35
62	Think of your four best friends (the friends you feel closest to). In the past year (12 months), how many of your best friends have: carried a handgun? . . . . .	35
63	Think of your four best friends (the friends you feel closest to). In the past year (12 months), how many of your best friends have: sold illegal drugs? . . . . .	36
64	Think of your four best friends (the friends you feel closest to). In the past year (12 months), how many of your best friends have: regularly attended religious services? . . . . .	36
65	Think of your four best friends (the friends you feel closest to). In the past year (12 months), how many of your best friends have: stolen or tried to steal a motor vehicle such as a car or motorcycle? . . . . .	36
66	Think of your four best friends (the friends you feel closest to). In the past year (12 months), how many of your best friends have: been arrested? . . . . .	37

67	Think of your four best friends (the friends you feel closest to). In the past year (12 months), how many of your best friends have: dropped out of school? . . . . .	37
68	Think of your four best friends (the friends you feel closest to). In the past year (12 months), how many of your best friends have: been members of a gang? . . . . .	37
69	How old were you when you first: smoked marijuana? . . . . .	38
70	How old were you when you first: smoked a cigarette, even just a puff? . . . . .	38
71	How old were you when you first: had more than a sip or two of beer, wine or hard liquor (for example, vodka, whiskey, or gin)? . . .	39
72	How old were you when you first: began drinking alcoholic beverages regularly, that is, at least once or twice a month? . . . . .	39
73	How old were you when you first: used phenoxydine (pox, px, breeze)?	40
74	How old were you when you first: got suspended from school? . . .	40
75	How old were you when you first: got arrested? . . . . .	41
76	How old were you when you first: carried a handgun? . . . . .	41
77	How old were you when you first: attacked someone with the idea of seriously hurting them? . . . . .	42
78	How old were you when you first: belonged to a gang? . . . . .	42
79	How wrong do you think it is for someone your age to: take a handgun to school? . . . . .	43
80	How wrong do you think it is for someone your age to: steal anything worth more than \$5? . . . . .	43
81	How wrong do you think it is for someone your age to: pick a fight with someone? . . . . .	43
82	How wrong do you think it is for someone your age to: attack someone with the idea of seriously hurting them? . . . . .	44
83	How wrong do you think it is for someone your age to: stay away from school all day when their parents think they are at school? . .	44
84	How wrong do you think it is for someone your age to: drink beer, wine or hard liquor (for example, vodka, whiskey, or gin) regularly? .	44
85	How wrong do you think it is for someone your age to: smoke cigarettes? . . . . .	45
86	How wrong do you think it is for someone your age to: smoke marijuana? . . . . .	45
87	How wrong do you think it is for someone your age to: use LSD, cocaine, amphetamines or another illegal drug? . . . . .	45
88	At school during the past 12 months, did you receive help from the resource teacher, speech therapist or other special education teacher?	46
89	How many times in the past year (12 months) have you: been suspended from school? . . . . .	46
90	How many times in the past year (12 months) have you: carried a handgun? . . . . .	46

91	How many times in the past year (12 months) have you: sold illegal drugs? . . . . .	47
92	How many times in the past year (12 months) have you: stolen or tried to steal a motor vehicle such as a car or motorcycle? . . . . .	47
93	How many times in the past year (12 months) have you: participated in clubs, organizations or activities at school? . . . . .	48
94	How many times in the past year (12 months) have you: been arrested?	48
95	How many times in the past year (12 months) have you: done extra work on your own for school? . . . . .	49
96	How many times in the past year (12 months) have you: attacked someone with the idea of seriously hurting them? . . . . .	49
97	How many times in the past year (12 months) have you: been drunk or high at school? . . . . .	50
98	How many times in the past year (12 months) have you: volunteered to do community service? . . . . .	50
99	How many times in the past year (12 months) have you: taken a handgun to school? . . . . .	51
100	Are you currently on probation, or assigned a probation officer with Juvenile Court? . . . . .	51
101	Have you ever belonged to a gang? . . . . .	51
102	If you have ever belonged to a gang, did that gang have a name? . .	52
103	How many times have you done the following things? done what feels good no matter what. . . . .	52
104	How many times have you done the following things? done something dangerous because someone dared you to do it. . . . .	52
105	How many times have you done the following things? done crazy things even if they are a little dangerous. . . . .	53
106	You're looking at CD's in a music store with a friend. You look up and see her slip a CD under her coat. She smiles and says 'Which one do you want? Go ahead, take it while nobody's around.' There is nobody in sight, no employees and no other customers. What would you do now? . . . . .	53
107	You are visiting another part of town, and you don't know any of the people your age there. You are walking down the street, and some teenager you don't know is walking toward you. He is about your size, and as he is about to pass you, he deliberately bumps into you and you almost lose your balance. What would you say or do? .	53
108	You are at a party at someone's house, and one of your friends offers you a drink containing alcohol. What would you say or do? . . . . .	54
109	It's 8:00 on a weeknight and you are about to go over to a friend's home when your mother asks you where you are going. You say 'Oh, just going to go hang out with some friends.' She says, 'No, you'll just get into trouble if you go out. Stay home tonight.' What would you do now? . . . . .	54
110	How often do you attend religious services or activities? . . . . .	54

111	I do the opposite of what people tell me, just to get them mad. . . .	55
112	I like to see how much I can get away with. . . . .	55
113	I ignore rules that get in my way. . . . .	55
114	I think sometimes it's okay to cheat at school. . . . .	56
115	It is important to think before you act. . . . .	56
116	Sometimes I think that life is not worth it. . . . .	56
117	At times I think I am no good at all. . . . .	57
118	All in all, I am inclined to think that I am a failure. . . . .	57
119	In the past year, have you felt depressed or sad MOST days, even if you felt okay sometimes? . . . . .	57
120	It is all right to beat up people if they start the fight. . . . .	58
121	I think it is okay to take something without asking if you can get away with it. . . . .	58
122	Sometimes we don't know what we will do as adults, but we may have an idea. Please answer how true these statements may be for you. WHEN I AM AN ADULT I WILL: smoke cigarettes. . . . .	58
123	Sometimes we don't know what we will do as adults, but we may have an idea. Please answer how true these statements may be for you. WHEN I AM AN ADULT I WILL: drink beer, wine, or liquor. . . . .	59
124	Sometimes we don't know what we will do as adults, but we may have an idea. Please answer how true these statements may be for you. WHEN I AM AN ADULT I WILL: smoke marijuana. . . . .	59
125	Sometimes we don't know what we will do as adults, but we may have an idea. Please answer how true these statements may be for you. WHEN I AM AN ADULT I WILL: use LSD, cocaine, amphetamines or another illegal drug. . . . .	59
126	How much do you think people risk harming themselves (physically or in other ways) if they: smoked one or more packs of cigarettes per day? . . . . .	60
127	How much do you think people risk harming themselves (physically or in other ways) if they: try marijuana once or twice? . . . . .	60
128	How much do you think people risk harming themselves (physically or in other ways) if they: smoke marijuana regularly? . . . . .	60
129	How much do you think people risk harming themselves (physically or in other ways) if they: take one or two drinks of an alcoholic beverage (beer, wine, liquor) nearly every day? . . . . .	61
130	How much do you think people risk harming themselves (physically or in other ways) if they: have five or more drinks once or twice each weekend? . . . . .	61
131	Have you ever used smokeless tobacco (chew, snuff, plug, dipping tobacco, or chewing tobacco)? . . . . .	61
132	How often have you taken smokeless tobacco during the past 30 days? . . . . .	62
133	Have you ever smoked cigarettes? . . . . .	62
134	How frequently have you smoked cigarettes during the past 30 days? . . . . .	62

135	Which statement best describes rules about smoking inside your home? . . . . .	63
136	Which statement best describes rules about smoking in your family cars? . . . . .	63
137	During this school year, were you taught in any of your classes about the dangers of tobacco use? . . . . .	64
138	During the past 12 months, have you participated in any community activities to discourage people your age from using cigarettes, chewing tobacco, snuff, dip or cigars? . . . . .	64
139	On how many occasions have you had alcoholic beverages (beer, wine or hard liquor) to drink in your lifetime - more than just a few sips? . . . . .	64
140	On how many occasions have you had beer, wine or hard liquor to drink during the past 30 days? . . . . .	65
141	On how many occasions have you used marijuana (grass, pot) or hashish (hash, hash oil) in your lifetime? . . . . .	65
142	On how many occasions have you used marijuana (grass, pot) or hashish (hash, hash oil) during the past 30 days? . . . . .	65
143	On how many occasions have you used LSD or other psychedelics in your lifetime? . . . . .	66
144	On how many occasions have you used LSD or other psychedelics during the past 30 days? . . . . .	66
145	On how many occasions have you used cocaine or crack in your lifetime? . . . . .	66
146	On how many occasions have you used cocaine or crack during the past 30 days? . . . . .	67
147	On how many occasions have you sniffed glue, breathed the contents of an aerosol spray can, or inhaled other gases or sprays, in order to get high in your lifetime? . . . . .	67
148	On how many occasions have you sniffed glue, breathed the contents of an aerosol spray can, or inhaled other gases or sprays, in order to get high during the past 30 days? . . . . .	68
149	On how many occasions have you used phenoxydine (pox, px, breeze) in your lifetime? . . . . .	68
150	On how many occasions have you used phenoxydine (pox, px, breeze) during the past 30 days? . . . . .	69
151	On how many occasions have you used sedatives (tranquilizers, such as Valium or Xanax, barbiturates, or sleeping pills) without a doctor telling you to take them, in your lifetime? . . . . .	69
152	On how many occasions have you used sedatives (tranquilizers, such as Valium or Xanax, barbiturates, or sleeping pills) without a doctor telling you to take them, during the past 30 days? . . . . .	70
153	On how many occasions have you used methamphetamines (meth, speed, crank, crystal meth) in your lifetime? . . . . .	70



154	On how many occasions have you used methamphetamines (meth, speed, crank, crystal meth) in the past 30 days? . . . . .	71
155	On how many occasions have you used stimulants, other than Methamphetamines (such as amphetamines, Ritalin or Dexedrine) without a doctor telling you to take them, in your lifetime? . . . . .	71
156	On how many occasions have you used stimulants, other than Methamphetamines (such as amphetamines, Ritalin or Dexedrine) without a doctor telling you to take them, during the past 30 days? . . . . .	72
157	On how many occasions have you used heroin or other opiates in your lifetime? . . . . .	72
158	On how many occasions have you used heroin or other opiates during the past 30 days? . . . . .	73
159	On how many occasions have you used MDMA ('X', 'E', or ecstasy) in your lifetime? . . . . .	73
160	On how many occasions have you used MDMA ('X', 'E', or ecstasy) during the past 30 days? . . . . .	73
161	On how many occasions have you taken prescription drugs (such as Valium, Xanax, Ritalin, Adderall, OxyContin, Darvocet, or sleeping pills) on your own-that is, without a doctor telling you to take them in your lifetime? . . . . .	74
162	On how many occasions have you taken prescription drugs (such as Valium, Xanax, Ritalin, Adderall, OxyContin, Darvocet, or sleeping pills) on your own-that is, without a doctor telling you to take them during the past 30 days? . . . . .	74
163	On how many occasions have you taken non-prescription medicines such as diet pills (for example, Dietac, Dexatrim or Prolamine), stay-awake pills (for example No-Doz, Vivarin, or Wake), or cough or cold medicines (robos, DXM, etc.) to get high in your lifetime? . . . . .	75
164	On how many occasions have you taken non-prescription medicines such as diet pills (for example, Dietac, Dexatrim or Prolamine), stay-awake pills (for example No-Doz, Vivarin, or Wake), or cough or cold medicines (robos, DXM, etc.) to get high during the past 30 days? . . . . .	75
165	On how many occasions have you been drunk or very high from drinking alcoholic beverages during the past 30 days? . . . . .	76
166	On how many occasions have you drunk flavored alcoholic beverages, sometimes called 'alcopops' (like Mike's Hard Lemonade, Smirnoff Ice, Bacardi Breezers, etc.) in your lifetime? . . . . .	76
167	On how many occasions have you drunk flavored alcoholic beverages, sometimes called 'alcopops' (like Mike's Hard Lemonade, Smirnoff Ice, Bacardi Breezers, etc.) during the past 30 days? . . . . .	77
168	Think back over the last two weeks. How many times have you had five or more alcoholic drinks in a row? . . . . .	77
169	During the past 30 days, how many times did you ride in a car or other vehicle driven by someone who had been drinking alcohol? . . . . .	77

170	During the past 30 days, how many times did you drive a car or other vehicle when you had been drinking alcohol? . . . . .	78
171	If you drank alcohol (not just a sip or taste) in the past year, how did you usually get it? . . . . .	78
172	If you drank alcohol (not just a sip or taste) in the past year, where did you usually drink it? . . . . .	79
173	During the last month, about how many marijuana cigarettes, or the equivalent, did you smoke a day, on the average? . . . . .	79
174	How wrong would most adults (over 21) in your neighborhood think it is for kids your age: to use marijuana? . . . . .	80
175	How wrong would most adults (over 21) in your neighborhood think it is for kids your age: to drink alcohol? . . . . .	80
176	How wrong would most adults (over 21) in your neighborhood think it is for kids your age: to smoke cigarettes? . . . . .	80
177	How much do each of the following statements describe your neighborhood? crime and/or drug selling . . . . .	81
178	How much do each of the following statements describe your neighborhood? fights . . . . .	81
179	How much do each of the following statements describe your neighborhood? lots of empty or abandoned buildings . . . . .	81
180	How much do each of the following statements describe your neighborhood? lots of graffiti . . . . .	82
181	If I had to move, I would miss the neighborhood I now live in. . . . .	82
182	My neighbors notice when I am doing a good job and let me know about it. . . . .	82
183	I like my neighborhood. . . . .	83
184	There are lots of adults in my neighborhood I could talk to about something important. . . . .	83
185	I'd like to get out of my neighborhood. . . . .	83
186	There are people in my neighborhood who are proud of me when I do something well. . . . .	84
187	There are people in my neighborhood who encourage me to do my best. . . . .	84
188	I feel safe in my neighborhood. . . . .	84
189	Which of the following activities for people your age are available in your community? sports teams? . . . . .	85
190	Which of the following activities for people your age are available in your community? scouting? . . . . .	85
191	Which of the following activities for people your age are available in your community? boys and girls clubs? . . . . .	85
192	Which of the following activities for people your age are available in your community? 4-H clubs? . . . . .	85
193	Which of the following activities for people your age are available in your community? service clubs? . . . . .	86

194	If a kid smoked marijuana in your neighborhood would he or she be caught by the police? . . . . .	86
195	If a kid drank some beer, wine or hard liquor (for example, vodka, whiskey, or gin) in your neighborhood would he or she be caught by the police? . . . . .	86
196	If a kid carried a handgun in your neighborhood would he or she be caught by the police? . . . . .	87
197	If you wanted to get some cigarettes, how easy would it be for you to get some? . . . . .	87
198	If you wanted to get some beer, wine or hard liquor (for example, vodka, whiskey, or gin), how easy would it be for you to get some? . . . . .	87
199	If you wanted to get a drug like cocaine, LSD, or amphetamines, how easy would it be for you to get some? . . . . .	88
200	If you wanted to get a handgun, how easy would it be for you to get one? . . . . .	88
201	If you wanted to get some marijuana, how easy would it be for you to get some? . . . . .	88
202	During the past 12 months, have you participated in any alcohol prevention programs or seen any alcohol prevention messages in your school or community? Yes, a school-based program focused on preventing underage drinking and/or drinking and driving. . . . .	89
203	During the past 12 months, have you participated in any alcohol prevention programs or seen any alcohol prevention messages in your school or community? Yes, a community-based program focused on preventing underage drinking and/or drinking and driving (for example, through your church or temple or through youth groups like Boys and Girls Club or 4-H). . . . .	89
204	During the past 12 months, have you participated in any alcohol prevention programs or seen any alcohol prevention messages in your school or community? Yes, a media campaign addressing underage drinking and/or drinking and driving (for example, newspaper ads, posters, pamphlets, radio, TV). . . . .	89
205	During the past 12 months, have you participated in any alcohol prevention programs or seen any alcohol prevention messages in your school or community? No . . . . .	89
206	How wrong do your parents feel it would be for YOU to: drink beer, wine or hard liquor (for example, vodka, whiskey or gin) regularly? . . . . .	90
207	How wrong do your parents feel it would be for YOU to: smoke cigarettes? . . . . .	90
208	How wrong do your parents feel it would be for YOU to: smoke marijuana? . . . . .	90
209	How wrong do your parents feel it would be for YOU to: steal something worth more than \$5? . . . . .	91

210	How wrong do your parents feel it would be for YOU to: draw graffiti, write things, or draw pictures on buildings or other property (without the owner's permission)? . . . . .	91
211	How wrong do your parents feel it would be for YOU to: pick a fight with someone? . . . . .	91
212	During the past 12 months, have you talked with at least one of your parents about the dangers of underage drinking and/or drinking and driving? By parents, we mean either your biological parents, adoptive parents, stepparents, or adult guardians - whether or not they live with you. . . . .	92
213	Have any of your brothers or sisters ever: drunk beer, wine or hard liquor (for example, vodka, whiskey or gin)? . . . . .	92
214	Have any of your brothers or sisters ever: smoked marijuana? . . . . .	92
215	Have any of your brothers or sisters ever: smoked cigarettes? . . . . .	92
216	Have any of your brothers or sisters ever: taken a handgun to school? . . . . .	93
217	Have any of your brothers or sisters ever: been suspended or expelled from school? . . . . .	93
218	The rules in my family are clear. . . . .	93
219	People in my family often insult or yell at each other. . . . .	94
220	When I am not at home, one of my parents knows where I am and who I am with. . . . .	94
221	We argue about the same things in my family over and over. . . . .	94
222	If you drank some beer or wine or liquor (for example, vodka, whiskey, or gin) without your parents' permission, would you be caught by your parents? . . . . .	95
223	My family has clear rules about alcohol and drug use. . . . .	95
224	If you carried a handgun without your parents' permission, would you be caught by your parents? . . . . .	95
225	If you skipped school would you be caught by your parents? . . . . .	96
226	Do you feel very close to your mother? . . . . .	96
227	Do you share your thoughts and feelings with your mother? . . . . .	96
228	My parents ask me what I think before most family decisions affecting me are made. . . . .	97
229	Do you share your thoughts and feelings with your father? . . . . .	97
230	Do you enjoy spending time with your mother? . . . . .	97
231	Do you enjoy spending time with your father? . . . . .	98
232	If I had a personal problem, I could ask my mom or dad for help. . . . .	98
233	Do you feel very close to your father? . . . . .	98
234	My parents give me lots of chances to do fun things with them. . . . .	99
235	My parents ask if I've gotten my homework done. . . . .	99
236	People in my family have serious arguments. . . . .	99
237	Would your parents know if you did not come home on time? . . . . .	100
238	It is important to be honest with your parents, even if they become upset or you get punished. . . . .	100



239	My parents notice when I am doing a good job and let me know about it. . . . .	100
240	How often do your parents tell you they're proud of you for something you've done? . . . . .	101
241	How many brothers and sisters, including stepbrothers and sisters, do you have that are younger than you? . . . . .	101
242	How many brothers and sisters, including stepbrothers and sisters, do you have that are older than you? . . . . .	101
243	Have you changed homes in the past year (the last 12 months)? . . . . .	102
244	How many times have you changed homes since kindergarten? . . . . .	102
245	Have you changed schools (including changing from elementary to middle and middle to high school) in the past year? . . . . .	102
246	How many times have you changed schools since kindergarten (including changing from elementary to middle and middle to high school)? . . . . .	103
247	Has anyone in your family ever had severe alcohol or drug problems? . . . . .	103
248	About how many adults (over 21) have you known personally who in the past year have: used marijuana, crack, cocaine, or other drugs? . . . . .	103
249	About how many adults (over 21) have you known personally who in the past year have: sold or dealt drugs? . . . . .	104
250	About how many adults (over 21) have you known personally who in the past year have: done other things that could get them in trouble with the police, like stealing, selling stolen goods, mugging or assaulting others, etc.? . . . .	104
251	About how many adults (over 21) have you known personally who in the past year have: gotten drunk or high? . . . . .	104
252	Have you seen or heard information about underage drinking in the past 12 months from the following sources? Radio . . . . .	105
253	Have you seen or heard information about underage drinking in the past 12 months from the following sources? TV. . . . .	105
254	Have you seen or heard information about underage drinking in the past 12 months from the following sources? Print. This includes information on underage drinking you may have seen in the newspaper, on a billboard, in pamphlets, on stickers, etc. . . . .	105
255	Have you seen or heard information about underage drinking in the past 12 months from the following sources? Website or social media? (Facebook, Myspace, website, etc.) . . . . .	105
256	The next questions ask about your opinions of the information you saw or heard. If you have seen or heard more than one ad, please think about your favorite ad when answering these questions. The information about underage drinking that I saw or heard was convincing. . . . .	106

257	The next questions ask about your opinions of the information you saw or heard. If you have seen or heard more than one ad, please think about your favorite ad when answering these questions. The information about underage drinking that I saw or heard grabbed my attention. . . . .	106
258	The next questions ask about your opinions of the information you saw or heard. If you have seen or heard more than one ad, please think about your favorite ad when answering these questions. The information about underage drinking that I saw or heard said something important to me. . . . .	106
259	The next questions ask about your opinions of the information you saw or heard. If you have seen or heard more than one ad, please think about your favorite ad when answering these questions. Seeing or hearing this information about underage drinking made me want to stop or decrease my drinking. . . . .	107
260	How honest were you in filling out this survey? . . . . .	107

List of Figures

1	Grade Chart . . . . .	12
2	Gender Chart . . . . .	13
3	Age Chart . . . . .	14
4	Ethnic Origin Chart . . . . .	15

# 1 INTRODUCTION

This report was generated from data collected on the *2011 Arkansas Prevention Needs Assessment Student Survey*. This report contains basic frequency tables of all data collected and graphs on the selected demographic variables of grade, gender, age and ethnic origin. The graph on ethnic origin is represented as a bar chart rather than as a pie chart. This is because students were allowed to mark more than one response for ethnic origin as opposed to being allowed to mark only one response. The bars represent the percent of students who marked each of the ethnic categories.

Questions regarding the information found in this report can be directed to:

**Pride Surveys**

160 Vanderbilt Court  
Bowling Green, KY 42103  
1-800-279-6361  
[www.pridesurveys.com](http://www.pridesurveys.com)

# Grade Chart

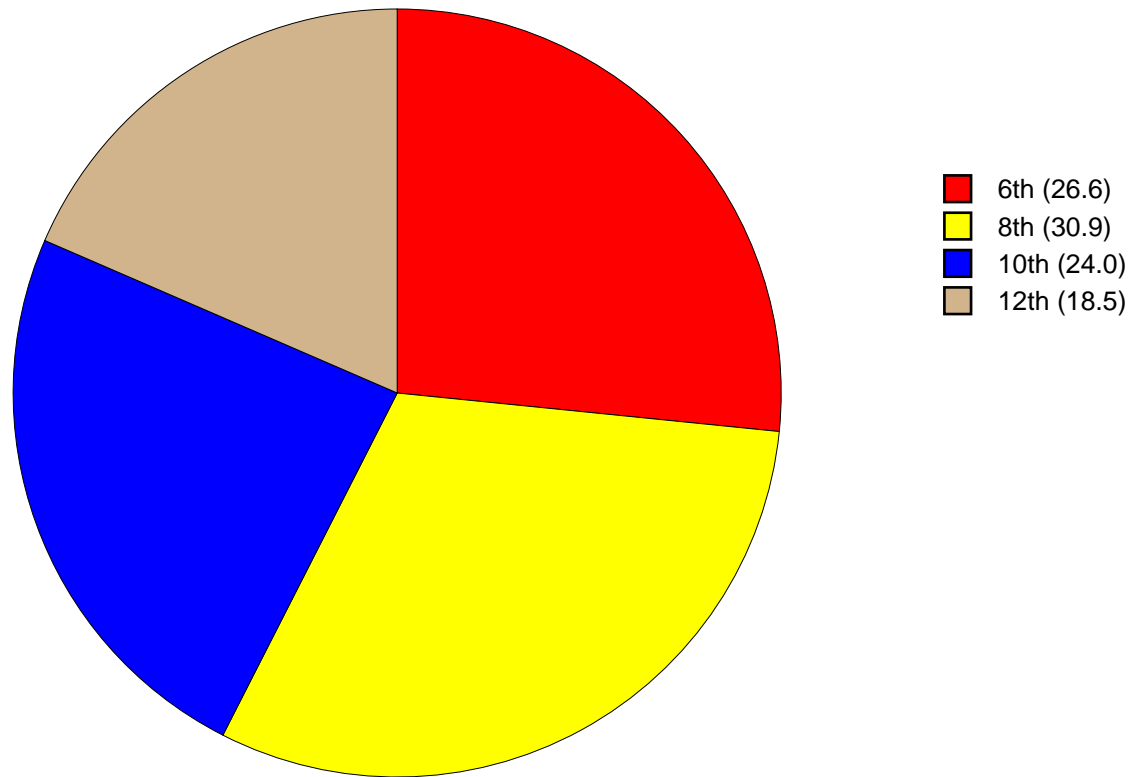


Figure 1: Grade Chart

## Gender Chart

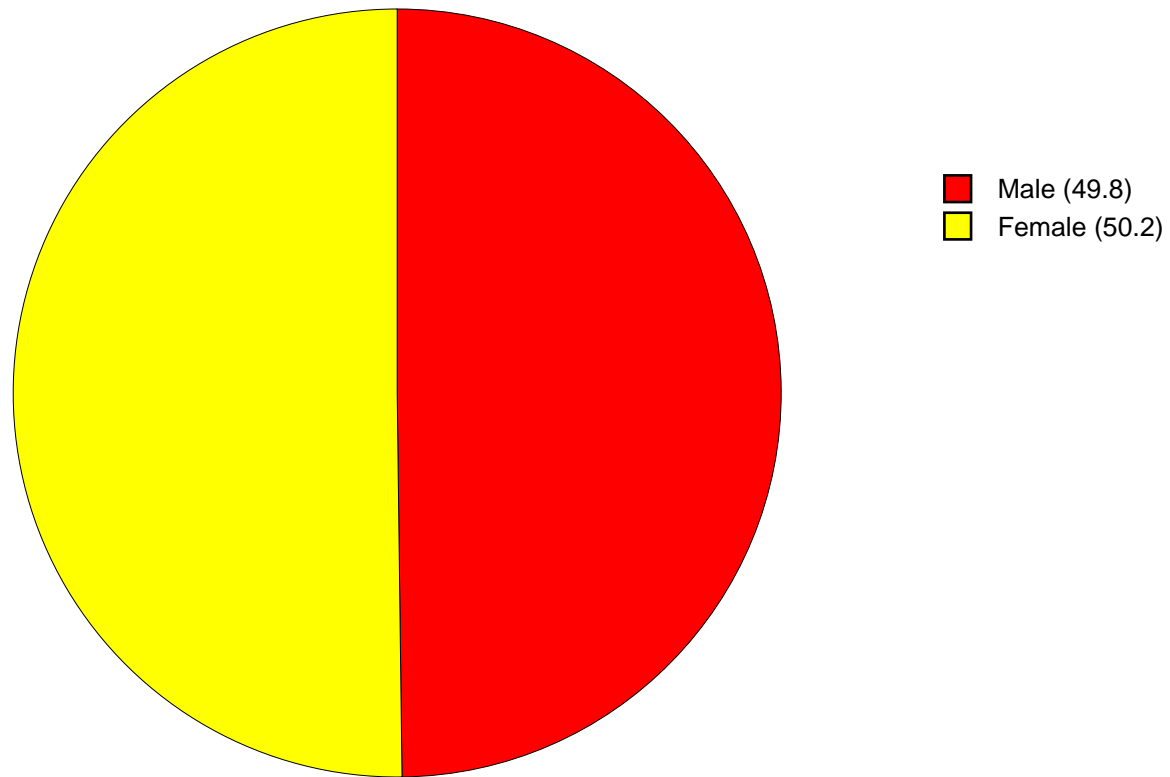


Figure 2: Gender Chart

# Age Chart

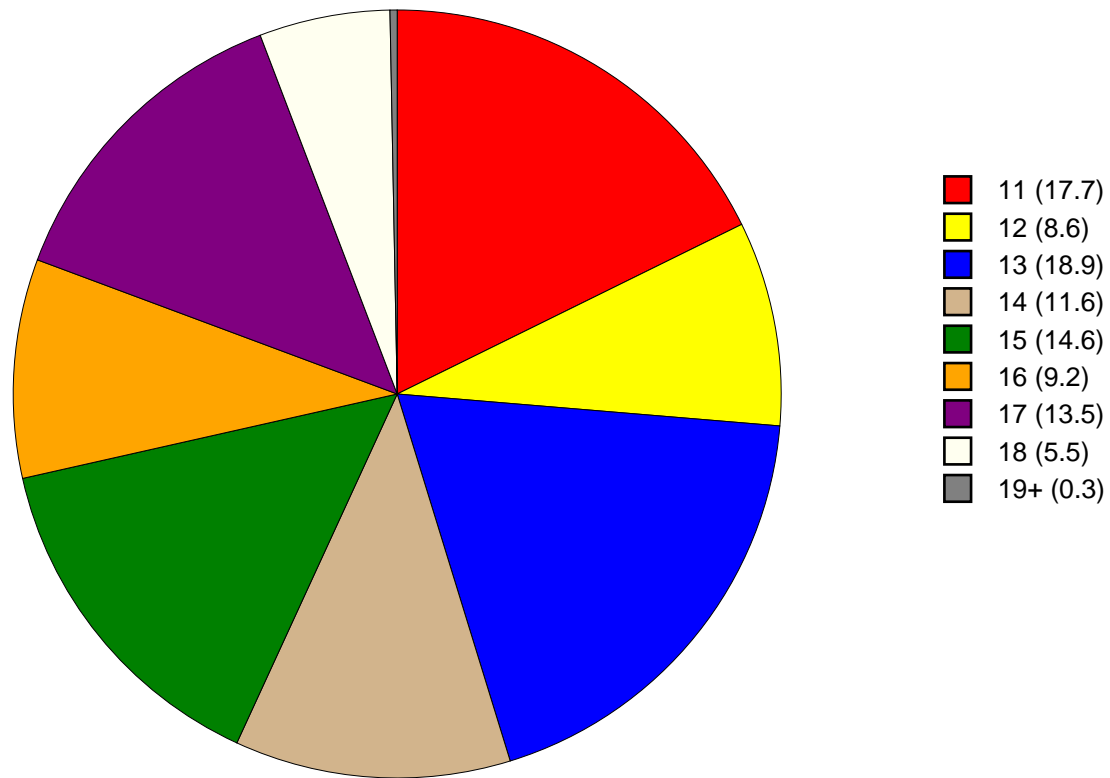


Figure 3: Age Chart



# Ethnic Origin Chart

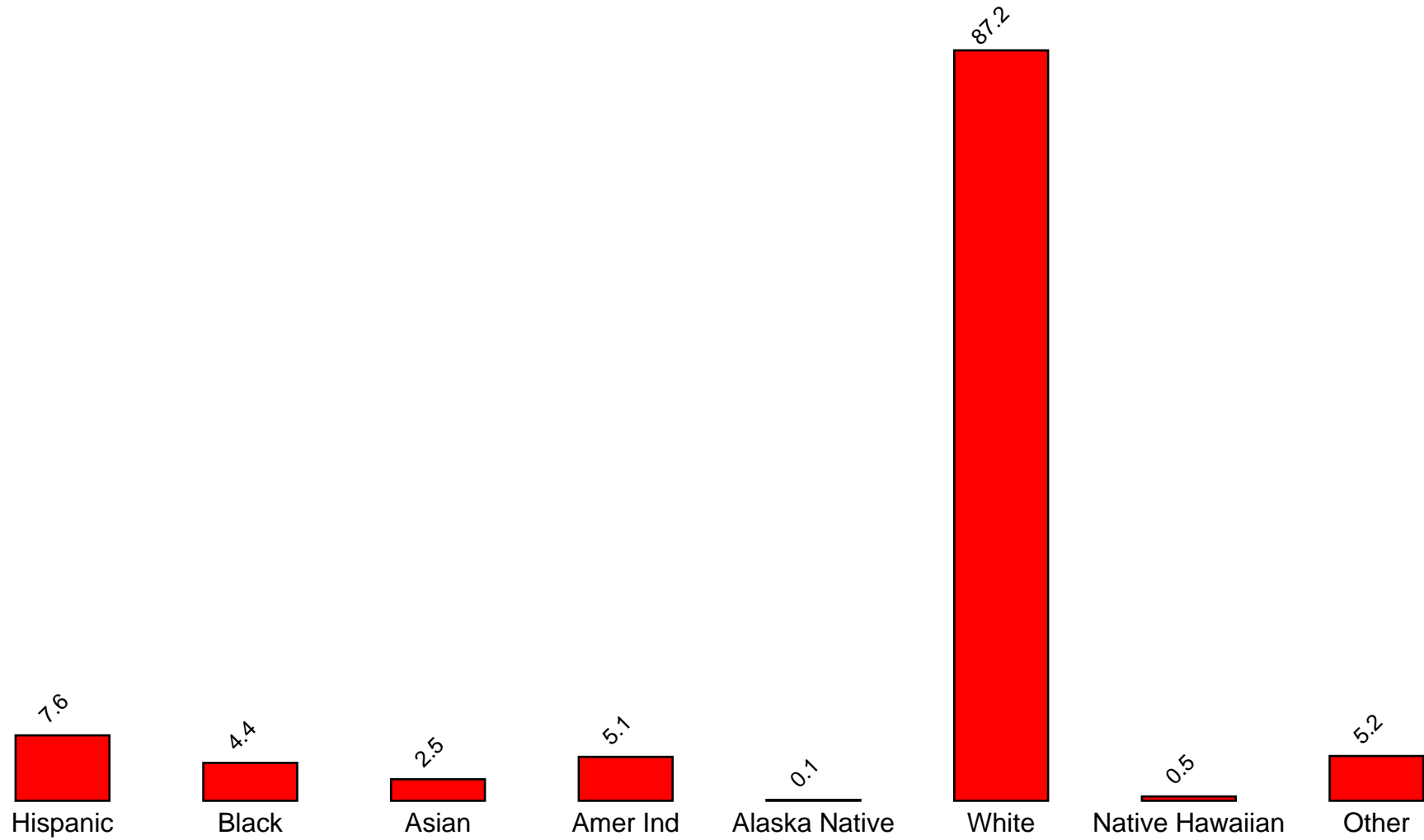


Figure 4: Ethnic Origin Chart

## 2 PERCENTAGE TABLES

The following tables contain frequency distribution detailing how your students responded to each question on the survey. The tables appear in the same order as the questions on the survey. The tables include breakdowns by grade level as well as overall percentages. The *N of Valid* row is a frequency count of the number of valid responses to each question for each grade and overall. The *N of Miss* row is a frequency count of the number of invalid (marked more than one response) or missing (i.e. did not respond) responses to each question for each grade and overall.

For the questions that allowed more than one response (i.e. race, live with, etc.) each response becomes a separate table. If a student did not mark the response, that was counted as a NO response, and if they did mark the response, that was counted as a YES response. Since a non response is a valid response for these questions, the *N of Miss* will always be zero for these questions.

Table 1: Sex



Response	6	8	10	12	Total	
Male	45.9	51.2	53.2	48.8	49.8	
Female	54.1	48.8	46.8	51.2	50.2	
N of Valid	364	418	329	254	1365	
N of Miss	2	7	1	1	11	

Table 2: Age










Response	6	8	10	12	Total	
10 or younger	0.0	0.0	0.0	0.0	0.0	
11	66.6	0.0	0.0	0.0	17.7	
12	32.3	0.0	0.0	0.0	8.6	
13	1.1	60.5	0.0	0.0	18.9	
14	0.0	37.4	0.3	0.0	11.6	
15	0.0	2.1	58.2	0.0	14.6	
16	0.0	0.0	37.3	1.6	9.2	
17	0.0	0.0	4.2	67.1	13.5	
18	0.0	0.0	0.0	29.8	5.5	
19 or older	0.0	0.0	0.0	1.6	0.3	
N of Valid	365	423	330	255	1373	
N of Miss	1	2	0	0	3	

Table 3: Are you Hispanic or Latino?



Response	6	8	10	12	Total	
No	93.1	91.5	93.4	91.7	92.4	
Yes	6.9	8.5	6.6	8.3	7.6	
N of Valid	334	411	317	252	1314	
N of Miss	32	14	13	3	62	

Table 4: What is your race? Black or African American



Response	6	8	10	12	Total	
No	94.5	96.0	95.8	96.1	95.6	
Yes	5.5	4.0	4.2	3.9	4.4	
N of Valid	366	425	330	255	1376	
N of Miss	0	0	0	0	0	

Table 5: What is your race? Asian



Response	6	8	10	12	Total	
No	97.5	98.4	96.7	97.3	97.5	
Yes	2.5	1.6	3.3	2.7	2.5	
N of Valid	366	425	330	255	1376	
N of Miss	0	0	0	0	0	

Table 6: What is your race? American Indian



Response	6	8	10	12	Total	
No	94.0	94.8	94.8	96.5	94.9	
Yes	6.0	5.2	5.2	3.5	5.1	
N of Valid	366	425	330	255	1376	
N of Miss	0	0	0	0	0	

Table 7: What is your race? Alaska Native



Response	6	8	10	12	Total	
No	100.0	100.0	99.7	99.6	99.9	
Yes	0.0	0.0	0.3	0.4	0.1	
N of Valid	366	425	330	255	1376	
N of Miss	0	0	0	0	0	

Table 8: What is your race? White



Response	6	8	10	12	Total	
No	15.3	13.4	10.6	11.0	12.8	
Yes	84.7	86.6	89.4	89.0	87.2	
N of Valid	366	425	330	255	1376	
N of Miss	0	0	0	0	0	

Table 9: What is your race? Native Hawaiian or Other Pacific Islander



Response	6	8	10	12	Total	
No	100.0	99.5	98.5	100.0	99.5	
Yes	0.0	0.5	1.5	0.0	0.5	
N of Valid	366	425	330	255	1376	
N of Miss	0	0	0	0	0	

Table 10: What is your race? Other



Response	6	8	10	12	Total	
No	95.1	93.4	95.2	96.5	94.8	
Yes	4.9	6.6	4.8	3.5	5.2	
N of Valid	366	425	330	255	1376	
N of Miss	0	0	0	0	0	

Table 11: What is the highest level of schooling completed by your mother or father?









Response	6	8	10	12	Total	
Completed grade school or less	1.7	3.1	0.6	4.0	2.3	
Some high school	2.9	8.4	9.5	7.2	7.0	
Completed high school	14.0	16.3	20.9	22.7	18.0	
Some college	12.6	14.6	20.6	20.7	16.7	
Completed college	22.9	25.8	23.4	28.7	25.0	
Graduate or professional school after college	9.5	10.8	10.8	12.0	10.6	
Don't know	34.1	19.6	13.5	4.8	19.1	
Does not apply	2.3	1.4	0.6	0.0	1.2	
N of Valid	349	418	325	251	1343	
N of Miss	14	4	1	1	20	

Table 12: Think of where you live most of the time. Which of the following people live there with you? Mother



Response	6	8	10	12	Total	
No	15.6	16.0	17.9	23.1	17.7	
Yes	84.4	84.0	82.1	76.9	82.3	
N of Valid	366	425	330	255	1376	
N of Miss	0	0	0	0	0	

Table 13: Think of where you live most of the time. Which of the following people live there with you? Stepmother



Response	6	8	10	12	Total	
No	92.9	92.7	92.4	91.8	92.5	
Yes	7.1	7.3	7.6	8.2	7.5	
N of Valid	366	425	330	255	1376	
N of Miss	0	0	0	0	0	



Table 14: Think of where you live most of the time. Which of the following people live there with you? Foster Mother



Response	6	8	10	12	Total	
No	99.2	98.8	98.8	99.2	99.0	
Yes	0.8	1.2	1.2	0.8	1.0	
N of Valid	366	425	330	255	1376	
N of Miss	0	0	0	0	0	

Table 15: Think of where you live most of the time. Which of the following people live there with you? Grandmother



Response	6	8	10	12	Total	
No	89.9	88.9	92.1	94.1	90.9	
Yes	10.1	11.1	7.9	5.9	9.1	
N of Valid	366	425	330	255	1376	
N of Miss	0	0	0	0	0	

Table 16: Think of where you live most of the time. Which of the following people live there with you? Aunt



Response	6	8	10	12	Total	
No	97.5	96.7	97.6	98.4	97.5	
Yes	2.5	3.3	2.4	1.6	2.5	
N of Valid	366	425	330	255	1376	
N of Miss	0	0	0	0	0	

Table 17: Think of where you live most of the time. Which of the following people live there with you? Father



Response	6	8	10	12	Total	
No	40.4	40.0	43.6	42.7	41.5	
Yes	59.6	60.0	56.4	57.3	58.5	
N of Valid	366	425	330	255	1376	
N of Miss	0	0	0	0	0	

Table 18: Think of where you live most of the time. Which of the following people live there with you? Stepfather



Response	6	8	10	12	Total	
No	83.1	83.3	80.3	85.1	82.8	
Yes	16.9	16.7	19.7	14.9	17.2	
N of Valid	366	425	330	255	1376	
N of Miss	0	0	0	0	0	

Table 19: Think of where you live most of the time. Which of the following people live there with you? Foster Father



Response	6	8	10	12	Total	
No	99.7	99.3	98.8	99.6	99.3	
Yes	0.3	0.7	1.2	0.4	0.7	
N of Valid	366	425	330	255	1376	
N of Miss	0	0	0	0	0	

Table 20: Think of where you live most of the time. Which of the following people live there with you? Grandfather



Response	6	8	10	12	Total	
No	92.3	92.2	94.5	96.9	93.7	
Yes	7.7	7.8	5.5	3.1	6.3	
N of Valid	366	425	330	255	1376	
N of Miss	0	0	0	0	0	

Table 21: Think of where you live most of the time. Which of the following people live there with you? Uncle



Response	6	8	10	12	Total	
No	97.0	97.4	97.9	97.6	97.5	
Yes	3.0	2.6	2.1	2.4	2.5	
N of Valid	366	425	330	255	1376	
N of Miss	0	0	0	0	0	

Table 22: Think of where you live most of the time. Which of the following people live there with you? Other Adults



Response	6	8	10	12	Total	
No	97.0	98.8	98.2	96.1	97.7	
Yes	3.0	1.2	1.8	3.9	2.3	
N of Valid	366	425	330	255	1376	
N of Miss	0	0	0	0	0	

Table 23: Think of where you live most of the time. Which of the following people live there with you? Brother(s)



Response	6	8	10	12	Total	
No	56.0	53.6	55.5	63.5	56.5	
Yes	44.0	46.4	44.5	36.5	43.5	
N of Valid	366	425	330	255	1376	
N of Miss	0	0	0	0	0	

Table 24: Think of where you live most of the time. Which of the following people live there with you? Stepbrother(s)



Response	6	8	10	12	Total	
No	93.2	92.0	95.2	94.1	93.5	
Yes	6.8	8.0	4.8	5.9	6.5	
N of Valid	366	425	330	255	1376	
N of Miss	0	0	0	0	0	

Table 25: Think of where you live most of the time. Which of the following people live there with you? Sister(s)



Response	6	8	10	12	Total	
No	54.4	58.4	61.2	64.3	59.1	
Yes	45.6	41.6	38.8	35.7	40.9	
N of Valid	366	425	330	255	1376	
N of Miss	0	0	0	0	0	

Table 26: Think of where you live most of the time. Which of the following people live there with you? Stepsister(s)



Response	6	8	10	12	Total	
No	92.1	94.4	97.0	94.1	94.3	
Yes	7.9	5.6	3.0	5.9	5.7	
N of Valid	366	425	330	255	1376	
N of Miss	0	0	0	0	0	

Table 27: Think of where you live most of the time. Which of the following people live there with you? Other Children



Response	6	8	10	12	Total	
No	97.8	95.1	94.8	93.3	95.4	
Yes	2.2	4.9	5.2	6.7	4.6	
N of Valid	366	425	330	255	1376	
N of Miss	0	0	0	0	0	

Table 28: In my school, students have lots of chances to help decide things like class activities and rules.





Response	6	8	10	12	Total	
NO!	17.1	14.3	13.0	12.9	14.5	
no	35.3	44.0	32.4	38.0	37.8	
yes	39.8	36.2	47.2	39.2	40.3	
YES!	7.8	5.5	7.4	9.8	7.4	
N of Valid	357	420	324	255	1356	
N of Miss	9	5	6	0	20	

Table 29: Teachers ask me to work on special classroom projects.





Response	6	8	10	12	Total	
NO!	5.6	7.8	8.6	5.1	6.9	
no	34.2	42.7	50.9	44.1	42.7	
yes	44.2	43.6	36.8	44.5	42.3	
YES!	16.1	5.9	3.7	6.3	8.1	
N of Valid	360	422	326	254	1362	
N of Miss	6	3	4	1	14	

Table 30: My teacher(s) notices when I am doing a good job and lets me know about it.


Response	6	8	10	12	Total	
NO!	2.8	5.3	6.7	2.7	4.5	
no	14.9	12.7	20.8	17.3	16.1	
yes	51.0	62.4	58.1	62.0	58.3	
YES!	31.4	19.6	14.4	18.0	21.2	
N of Valid	363	418	327	255	1363	
N of Miss	3	7	3	0	13	

Table 31: There are lots of chances for students in my school to get involved in sports, clubs, and other school activities outside of class.


Response	6	8	10	12	Total	
NO!	1.4	1.2	0.3	1.6	1.1	
no	6.6	2.9	4.0	2.0	4.0	
yes	35.6	34.7	31.4	35.3	34.3	
YES!	56.4	61.3	64.3	61.2	60.7	
N of Valid	365	421	325	255	1366	
N of Miss	1	4	5	0	9	

Table 32: There are lots of chances for students in my school to talk with a teacher one-on-one.


Response	6	8	10	12	Total	
NO!	1.9	3.8	3.4	3.1	3.1	
no	14.4	13.6	19.1	13.7	15.2	
yes	48.1	53.8	54.0	49.8	51.6	
YES!	35.6	28.7	23.5	33.3	30.1	
N of Valid	360	418	324	255	1357	
N of Miss	6	7	6	0	19	

Table 33: I feel safe at my school.

Response	6	8	10	12	Total
NO!	1.4	2.9	4.0	1.2	2.4
no	6.1	9.5	12.5	5.1	8.5
yes	33.5	55.1	56.6	53.5	49.5
YES!	58.9	32.5	26.9	40.2	39.6
N of Valid	358	421	327	254	1360
N of Miss	7	4	3	1	15

Table 34: The school lets my parents know when I have done something well.

Response	6	8	10	12	Total
NO!	5.9	14.0	20.9	12.6	13.3
no	26.1	40.7	50.3	43.3	39.7
yes	45.0	35.7	22.7	35.8	35.0
YES!	22.9	9.6	6.1	8.3	12.0
N of Valid	353	415	326	254	1348
N of Miss	13	10	4	1	28

Table 35: My teachers praise me when I work hard in school.

Response	6	8	10	12	Total
NO!	12.0	13.7	13.8	7.1	12.1
no	30.4	37.6	44.3	38.7	37.6
yes	43.0	39.1	36.6	42.7	40.2
YES!	14.6	9.6	5.2	11.5	10.2
N of Valid	349	417	325	253	1344
N of Miss	17	7	5	1	30



Table 36: Are your school grades better than the grades of most students in your class?

Response	6	8	10	12	Total
NO!	5.7	8.6	4.3	4.7	6.1
no	30.6	30.2	31.4	25.9	29.8
yes	47.4	47.0	52.0	50.6	49.0
YES!	16.3	14.1	12.3	18.8	15.1
N of Valid	350	417	325	255	1347
N of Miss	15	6	4	0	25

Table 37: I have lots of chances to be part of class discussions or activities.

Response	6	8	10	12	Total
NO!	3.7	3.1	1.2	0.8	2.4
no	9.8	13.5	16.4	9.0	12.4
yes	46.9	59.4	61.7	66.3	58.0
YES!	39.6	24.0	20.7	23.9	27.3
N of Valid	356	421	324	255	1356
N of Miss	10	4	6	0	20

Table 38: Now thinking back over the past year in school, how often did you: enjoy being in school?

Response	6	8	10	12	Total
Never	6.1	8.9	7.9	7.5	7.7
Seldom	5.0	12.7	15.2	12.6	11.2
Sometimes	35.6	36.2	36.6	42.1	37.3
Often	31.2	27.3	29.0	27.2	28.7
Almost always	22.1	14.8	11.3	10.6	15.1
N of Valid	362	425	328	254	1369
N of Miss	4	0	2	1	7

Table 39: Now thinking back over the past year in school, how often did you: hate being in school?

Response	6	8	10	12	Total	
Never	21.8	8.3	6.7	3.9	10.7	
Seldom	26.0	29.5	29.0	26.8	27.9	
Sometimes	32.9	34.0	30.5	41.3	34.2	
Often	11.3	17.4	22.6	18.1	17.2	
Almost always	8.0	10.7	11.3	9.8	10.0	
N of Valid	362	420	328	254	1364	
N of Miss	4	4	2	1	11	

Table 40: Now thinking back over the past year in school, how often did you: try to do your best work in school?

Response	6	8	10	12	Total	
Never	0.8	0.2	0.6	2.4	0.9	
Seldom	0.6	1.7	3.0	3.6	2.1	
Sometimes	4.7	9.6	17.4	14.6	11.1	
Often	16.2	29.3	41.2	35.6	29.9	
Almost always	77.7	59.2	37.8	43.9	56.0	
N of Valid	358	417	328	253	1356	
N of Miss	7	8	1	2	18	

Table 41: How often do you feel that the school work you are assigned is meaningful and important?

Response	6	8	10	12	Total	
Never	5.3	6.2	6.7	6.7	6.2	
Seldom	7.3	15.3	26.4	19.4	16.6	
Sometimes	24.4	30.1	36.8	36.0	31.3	
Often	35.1	30.1	22.4	29.2	29.4	
Almost always	27.8	18.4	7.7	8.7	16.5	
N of Valid	356	419	326	253	1354	
N of Miss	10	6	3	2	21	

Table 42: Putting them all together, what were your grades like last year?

Response	6	8	10	12	Total	
Mostly F's	1.1	1.0	0.3	0.4	0.8	
Mostly D's	1.7	4.7	4.9	2.4	3.5	
Mostly C's	10.6	18.2	23.5	19.0	17.7	
Mostly B's	41.7	35.5	39.5	42.9	39.5	
Mostly A's	44.8	40.6	31.8	35.3	38.6	
N of Valid	348	406	324	252	1330	
N of Miss	7	19	6	2	9	

Table 43: How important do you think the things you are learning in school are going to be for your later life?

Response	6	8	10	12	Total	
Very important	57.0	35.7	18.0	18.3	33.9	
Quite important	23.0	31.2	25.3	25.4	26.5	
Fairly important	15.3	21.7	34.8	31.7	25.0	
Slightly important	3.6	9.7	17.7	20.6	12.0	
Not at all important	1.1	1.7	4.3	4.0	2.6	
N of Valid	365	423	328	252	1368	
N of Miss	1	2	2	3	8	

Table 44: How interesting are most of your courses to you?

Response	6	8	10	12	Total	
Very interesting and stimulating	13.7	10.5	7.1	8.7	10.1	
Quite interesting	41.4	26.8	21.2	20.1	27.9	
Fairly interesting	31.5	37.8	38.3	43.3	37.4	
Slightly dull	10.5	19.9	24.2	21.7	18.9	
Very dull	2.9	5.0	9.2	6.3	5.7	
N of Valid	343	418	326	254	1341	
N of Miss	23	7	3	1	34	

Table 45: During the LAST FOUR WEEKS how many whole days of school have you missed because you skipped or 'cut'?








Response	6	8	10	12	Total	
None	69.4	77.6	77.4	61.8	72.5	
1	10.0	9.6	8.6	19.3	11.3	
2	10.3	6.4	5.8	10.6	8.1	
3	3.3	2.8	4.3	2.4	3.2	
4-5	3.3	2.4	2.4	4.7	3.1	
6-10	1.9	1.2	0.6	1.2	1.2	
11 or more	1.7	0.0	0.9	0.0	0.7	
N of Valid	360	425	327	254	1366	
N of Miss	6	0	3	1	10	

Table 46: What are the chances you would be seen as cool if you: smoked cigarettes?






Response	6	8	10	12	Total	
No or very little chance	92.1	73.3	57.2	48.6	69.7	
Little chance	5.9	13.0	17.7	24.9	14.5	
Some chance	1.7	9.9	14.1	17.8	10.2	
Pretty good chance	0.0	3.6	8.9	5.5	4.3	
Very good chance	0.3	0.2	2.1	3.2	1.3	
N of Valid	354	416	327	253	1350	
N of Miss	6	3	3	1	13	

Table 47: What are the chances you would be seen as cool if you: worked hard at school?






Response	6	8	10	12	Total	
No or very little chance	5.9	9.2	16.8	14.2	11.1	
Little chance	8.2	19.8	21.4	20.5	17.2	
Some chance	17.2	23.9	26.3	29.1	23.7	
Pretty good chance	29.9	25.1	22.0	21.3	24.9	
Very good chance	38.9	22.2	13.5	15.0	23.1	
N of Valid	355	415	327	254	1351	
N of Miss	11	10	3	1	25	

Table 48: What are the chances you would be seen as cool if you: began drinking alcoholic beverages regularly, that is, at least once or twice a month?






Response	6	8	10	12	Total	
No or very little chance	86.8	66.0	39.4	31.9	58.7	
Little chance	8.7	15.0	16.8	13.4	13.5	
Some chance	2.8	10.0	21.7	23.2	13.4	
Pretty good chance	1.4	6.2	16.5	21.3	10.2	
Very good chance	0.3	2.9	5.5	10.2	4.2	
N of Valid	357	420	327	254	1358	
N of Miss	8	5	3	1	17	

Table 49: What are the chances you would be seen as cool if you: defended someone who was being verbally abused at school?






Response	6	8	10	12	Total	
No or very little chance	17.5	11.7	11.9	9.8	12.9	
Little chance	9.6	12.4	15.6	13.8	12.7	
Some chance	15.8	25.4	34.6	32.7	26.5	
Pretty good chance	25.7	27.0	19.9	27.2	25.0	
Very good chance	31.4	23.4	18.0	16.5	22.9	
N of Valid	354	418	327	254	1353	
N of Miss	12	7	3	1	23	

Table 50: What are the chances you would be seen as cool if you: smoked marijuana?






Response	6	8	10	12	Total	
No or very little chance	95.6	76.0	53.5	44.1	69.8	
Little chance	3.1	7.4	14.4	14.2	9.2	
Some chance	1.1	8.8	14.4	22.8	10.7	
Pretty good chance	0.0	4.0	12.2	10.2	6.1	
Very good chance	0.3	3.8	5.5	8.7	4.2	
N of Valid	360	420	327	254	1361	
N of Miss	6	5	3	1	15	

Table 51: What are the chances you would be seen as cool if you: carried a handgun?


Response	6	8	10	12	Total	
No or very little chance	81.9	79.9	72.2	68.3	76.4	
Little chance	11.6	9.1	14.7	15.1	12.2	
Some chance	2.3	5.7	7.6	10.3	6.1	
Pretty good chance	2.5	3.6	3.1	2.8	3.0	
Very good chance	1.7	1.7	2.4	3.6	2.2	
N of Valid	354	418	327	252	1351	
N of Miss	11	7	3	2	23	

Table 52: What are the chances you would be seen as cool if you: regularly volunteered to do community service?


Response	6	8	10	12	Total	
No or very little chance	20.3	31.7	37.6	22.8	28.5	
Little chance	13.6	19.3	28.4	30.3	22.1	
Some chance	25.4	24.3	19.3	25.2	23.6	
Pretty good chance	17.8	14.8	9.2	11.4	13.6	
Very good chance	22.9	9.8	5.5	10.2	12.3	
N of Valid	354	419	327	254	1354	
N of Miss	12	6	3	1	22	

Table 53: Think of your four best friends (the friends you feel closest to). In the past year (12 months), how many of your best friends have: participated in clubs, organizations or activities at school?

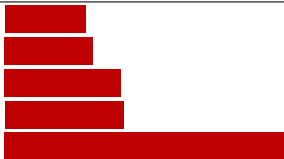
Response	6	8	10	12	Total	
0	9.4	13.4	9.9	9.2	10.7	
1	10.0	12.4	14.2	11.2	12.0	
2	16.3	14.6	18.9	17.2	16.6	
3	14.9	20.1	17.6	14.0	17.0	
4	49.4	39.5	39.3	48.4	43.7	
N of Valid	350	418	323	250	1341	
N of Miss	13	7	7	5	32	



Table 54: Think of your four best friends (the friends you feel closest to). In the past year (12 months), how many of your best friends have: smoked cigarettes?






Response	6	8	10	12	Total	
0	91.8	75.1	48.3	34.3	65.5	
1	5.6	14.3	19.8	17.5	13.9	
2	1.4	6.4	13.0	21.1	9.4	
3	0.8	1.9	5.6	13.5	4.7	
4	0.3	2.4	13.3	13.5	6.5	
N of Valid	354	421	323	251	1349	
N of Miss	12	4	7	4	27	

Table 55: Think of your four best friends (the friends you feel closest to). In the past year (12 months), how many of your best friends have: tried beer, wine or hard liquor (for example, vodka, whiskey, or gin) when their parents didn't know about it?






Response	6	8	10	12	Total	
0	84.4	62.1	31.6	30.1	54.9	
1	10.0	14.8	15.3	12.9	13.3	
2	3.1	10.5	16.9	15.3	10.9	
3	0.8	6.2	10.6	11.6	6.8	
4	1.7	6.4	25.6	30.1	14.1	
N of Valid	359	420	320	249	1348	
N of Miss	7	4	10	6	27	

Table 56: Think of your four best friends (the friends you feel closest to). In the past year (12 months), how many of your best friends have: made a commitment to stay drug-free?






Response	6	8	10	12	Total	
0	8.0	24.3	31.3	32.0	23.2	
1	4.6	8.2	14.1	14.0	9.7	
2	6.6	9.6	11.9	15.2	10.4	
3	10.6	10.3	9.7	9.2	10.0	
4	70.2	47.6	32.9	29.6	46.6	
N of Valid	349	416	319	250	1334	
N of Miss	14	7	10	5	36	

Table 57: Think of your four best friends (the friends you feel closest to). In the past year (12 months), how many of your best friends have: used marijuana?


Response	6	8	10	12	Total	
0	97.8	82.8	57.0	54.0	75.2	
1	1.1	8.0	16.4	14.8	9.5	
2	0.3	4.8	10.5	9.6	5.9	
3	0.0	2.2	5.0	10.0	3.7	
4	0.8	2.2	11.1	11.6	5.7	
N of Valid	357	413	323	250	1343	
N of Miss	8	11	7	5	31	

Table 58: Think of your four best friends (the friends you feel closest to). In the past year (12 months), how many of your best friends have: tried to do well in school?


Response	6	8	10	12	Total	
0	2.3	2.6	4.3	2.8	3.0	
1	3.9	5.3	8.1	8.0	6.1	
2	5.9	11.8	16.1	18.3	12.5	
3	19.7	23.8	21.4	17.9	21.1	
4	68.2	56.5	50.0	53.0	57.4	
N of Valid	355	416	322	251	1344	
N of Miss	10	8	7	4	29	

Table 59: Think of your four best friends (the friends you feel closest to). In the past year (12 months), how many of your best friends have: used LSD, cocaine, amphetamines, or other illegal drugs?


Response	6	8	10	12	Total	
0	98.3	92.1	85.8	84.1	90.7	
1	0.6	5.0	7.7	9.6	5.3	
2	0.6	0.7	3.1	4.0	1.9	
3	0.0	1.2	0.6	1.2	0.7	
4	0.6	1.0	2.8	1.2	1.3	
N of Valid	357	418	323	251	1349	
N of Miss	9	6	7	4	26	

Table 60: Think of your four best friends (the friends you feel closest to). In the past year (12 months), how many of your best friends have: been suspended from school?






Response	6	8	10	12	Total	
0	76.3	62.3	66.6	80.9	70.5	
1	16.3	20.3	15.8	10.8	16.4	
2	4.8	8.4	9.3	5.2	7.0	
3	1.4	3.8	2.8	1.2	2.4	
4	1.1	5.3	5.6	2.0	3.6	
N of Valid	355	419	323	251	1348	
N of Miss	11	6	7	4	28	

Table 61: Think of your four best friends (the friends you feel closest to). In the past year (12 months), how many of your best friends have: liked school?






Response	6	8	10	12	Total	
0	15.9	25.1	31.7	24.7	24.2	
1	12.5	16.0	12.4	15.1	14.1	
2	20.2	23.6	23.6	27.1	23.4	
3	21.3	17.4	13.7	15.5	17.2	
4	30.1	17.9	18.6	17.5	21.2	
N of Valid	352	419	322	251	1344	
N of Miss	12	6	8	4	30	

Table 62: Think of your four best friends (the friends you feel closest to). In the past year (12 months), how many of your best friends have: carried a handgun?






Response	6	8	10	12	Total	
0	96.1	93.3	92.6	92.0	93.6	
1	2.5	3.8	3.7	5.6	3.8	
2	0.6	1.0	1.2	0.8	0.9	
3	0.0	1.0	0.6	0.0	0.4	
4	0.8	1.0	1.9	1.6	1.3	
N of Valid	356	419	323	251	1349	
N of Miss	10	5	7	4	26	

Table 63: Think of your four best friends (the friends you feel closest to). In the past year (12 months), how many of your best friends have: sold illegal drugs?


Response	6	8	10	12	Total	
0	99.7	94.0	84.2	80.8	90.7	
1	0.0	2.4	8.7	10.0	4.7	
2	0.0	2.1	4.0	5.6	2.7	
3	0.3	1.0	0.6	1.6	0.8	
4	0.0	0.5	2.5	2.0	1.1	
N of Valid	353	420	322	250	1345	
N of Miss	13	5	8	4	30	

Table 64: Think of your four best friends (the friends you feel closest to). In the past year (12 months), how many of your best friends have: regularly attended religious services?

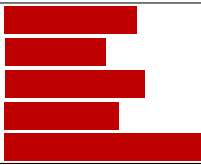
Response	6	8	10	12	Total	
0	26.5	15.8	19.8	14.6	19.3	
1	11.0	13.2	14.2	19.0	14.0	
2	13.1	19.9	27.6	22.7	20.5	
3	12.5	18.7	15.5	17.8	16.2	
4	36.9	32.4	22.9	25.9	30.1	
N of Valid	344	417	323	247	1331	
N of Miss	22	8	7	7	44	

Table 65: Think of your four best friends (the friends you feel closest to). In the past year (12 months), how many of your best friends have: stolen or tried to steal a motor vehicle such as a car or motorcycle?


Response	6	8	10	12	Total	
0	96.9	93.1	93.5	97.2	95.0	
1	2.2	4.3	2.8	1.6	2.9	
2	0.3	1.4	2.2	0.4	1.1	
3	0.6	1.2	0.6	0.0	0.7	
4	0.0	0.0	0.9	0.8	0.4	
N of Valid	357	420	323	250	1350	
N of Miss	9	5	7	5	26	

Table 66: Think of your four best friends (the friends you feel closest to). In the past year (12 months), how many of your best friends have: been arrested?






Response	6	8	10	12	Total	
0	95.2	85.2	78.9	83.6	86.1	
1	3.1	8.8	11.1	12.4	8.5	
2	1.1	2.9	6.2	2.0	3.0	
3	0.3	1.9	1.9	0.0	1.1	
4	0.3	1.2	1.9	2.0	1.3	
N of Valid	357	419	323	250	1349	
N of Miss	9	6	7	5	27	

Table 67: Think of your four best friends (the friends you feel closest to). In the past year (12 months), how many of your best friends have: dropped out of school?






Response	6	8	10	12	Total	
0	95.8	94.7	87.3	86.0	91.6	
1	2.2	3.3	9.0	8.8	5.4	
2	1.4	1.2	2.2	3.2	1.9	
3	0.3	0.7	0.9	0.4	0.6	
4	0.3	0.0	0.6	1.6	0.5	
N of Valid	358	419	323	250	1350	
N of Miss	8	6	7	5	26	

Table 68: Think of your four best friends (the friends you feel closest to). In the past year (12 months), how many of your best friends have: been members of a gang?






Response	6	8	10	12	Total	
0	92.7	90.0	89.5	93.6	91.2	
1	3.7	4.5	5.0	2.0	3.9	
2	1.1	2.9	2.2	1.6	2.0	
3	0.6	0.7	1.5	0.0	0.7	
4	2.0	1.9	1.9	2.8	2.1	
N of Valid	356	419	323	249	1347	
N of Miss	10	6	7	6	29	

Table 69: How old were you when you first: smoked marijuana?


Response	6	8	10	12	Total	
Never	100.0	94.3	78.1	68.4	87.2	
10 or younger	0.0	0.7	1.5	1.2	0.8	
11	0.0	0.7	0.6	0.8	0.5	
12	0.0	1.2	3.4	1.6	1.5	
13	0.0	2.4	5.2	2.0	2.4	
14	0.0	0.7	7.7	4.0	2.8	
15	0.0	0.0	3.4	7.2	2.1	
16	0.0	0.0	0.0	9.6	1.8	
17 or older	0.0	0.0	0.0	5.2	1.0	
N of Valid	362	420	324	250	1356	
N of Miss	4	5	6	4	19	

Table 70: How old were you when you first: smoked a cigarette, even just a puff?


Response	6	8	10	12	Total	
Never	92.5	75.7	59.4	44.4	70.5	
10 or younger	5.6	8.4	13.3	8.4	8.8	
11	1.4	4.8	5.6	2.8	3.7	
12	0.6	4.5	4.3	6.8	3.8	
13	0.0	5.3	5.3	5.2	3.8	
14	0.0	1.2	6.8	8.0	3.5	
15	0.0	0.2	4.0	8.4	2.6	
16	0.0	0.0	0.6	9.2	1.8	
17 or older	0.0	0.0	0.6	6.8	1.4	
N of Valid	360	419	323	250	1352	
N of Miss	6	5	7	5	23	

Table 71: How old were you when you first: had more than a sip or two of beer, wine or hard liquor (for example, vodka, whiskey, or gin)?










Response	6	8	10	12	Total	
Never	84.7	63.3	36.4	31.6	56.7	
10 or younger	8.9	9.5	9.9	6.8	8.9	
11	5.8	7.4	5.2	2.8	5.6	
12	0.6	8.3	8.3	6.4	5.9	
13	0.0	8.1	11.1	8.0	6.7	
14	0.0	3.1	17.6	10.8	7.2	
15	0.0	0.2	8.0	8.4	3.5	
16	0.0	0.0	3.1	17.2	3.9	
17 or older	0.0	0.0	0.3	8.0	1.6	
N of Valid	359	420	324	250	1353	
N of Miss	7	5	6	5	23	

Table 72: How old were you when you first: began drinking alcoholic beverages regularly, that is, at least once or twice a month?










Response	6	8	10	12	Total	
Never	98.6	93.3	75.0	65.7	85.2	
10 or younger	0.8	0.2	0.9	0.8	0.7	
11	0.6	0.5	0.6	1.2	0.7	
12	0.0	1.7	1.9	0.0	1.0	
13	0.0	2.1	5.6	1.6	2.3	
14	0.0	2.1	5.6	4.8	2.9	
15	0.0	0.0	9.3	6.8	3.5	
16	0.0	0.0	1.2	11.2	2.4	
17 or older	0.0	0.0	0.0	8.0	1.5	
N of Valid	361	419	324	251	1355	
N of Miss	5	6	6	4	21	

Table 73: How old were you when you first: used phenoxydine (pox, px, breeze)?

Response	6	8	10	12	Total	
Never	100.0	100.0	100.0	100.0	100.0	
10 or younger	0.0	0.0	0.0	0.0	0.0	
11	0.0	0.0	0.0	0.0	0.0	
12	0.0	0.0	0.0	0.0	0.0	
13	0.0	0.0	0.0	0.0	0.0	
14	0.0	0.0	0.0	0.0	0.0	
15	0.0	0.0	0.0	0.0	0.0	
16	0.0	0.0	0.0	0.0	0.0	
17 or older	0.0	0.0	0.0	0.0	0.0	
N of Valid	353	419	324	251	1347	
N of Miss	13	6	6	4	29	

Table 74: How old were you when you first: got suspended from school?

Response	6	8	10	12	Total	
Never	92.5	85.7	79.6	86.0	86.1	
10 or younger	3.9	3.3	5.9	1.6	3.8	
11	3.0	3.1	2.8	1.2	2.7	
12	0.6	2.6	1.5	3.2	1.9	
13	0.0	3.6	3.1	1.2	2.1	
14	0.0	1.7	3.1	1.6	1.6	
15	0.0	0.0	3.4	2.8	1.3	
16	0.0	0.0	0.6	2.0	0.5	
17 or older	0.0	0.0	0.0	0.4	0.1	
N of Valid	361	420	323	250	1354	
N of Miss	5	4	7	5	21	



Table 75: How old were you when you first: got arrested?










Response	6	8	10	12	Total	
Never	99.4	95.7	91.6	91.6	95.0	
10 or younger	0.6	1.0	0.6	0.4	0.7	
11	0.0	0.2	1.5	0.4	0.5	
12	0.0	1.4	0.9	0.0	0.7	
13	0.0	1.4	1.2	0.4	0.8	
14	0.0	0.2	0.9	1.6	0.6	
15	0.0	0.0	2.8	0.8	0.8	
16	0.0	0.0	0.0	3.2	0.6	
17 or older	0.0	0.0	0.3	1.6	0.4	
N of Valid	361	418	323	251	1353	
N of Miss	5	6	7	4	22	

Table 76: How old were you when you first: carried a handgun?










Response	6	8	10	12	Total	
Never	96.1	95.2	96.0	94.4	95.5	
10 or younger	2.5	0.7	0.3	0.4	1.0	
11	1.1	1.4	0.6	0.0	0.9	
12	0.3	0.7	0.6	0.4	0.5	
13	0.0	1.4	1.2	0.8	0.9	
14	0.0	0.5	0.6	0.8	0.4	
15	0.0	0.0	0.3	0.0	0.1	
16	0.0	0.0	0.3	2.0	0.4	
17 or older	0.0	0.0	0.0	1.2	0.2	
N of Valid	360	420	324	249	1353	
N of Miss	5	4	6	5	20	

Table 77: How old were you when you first: attacked someone with the idea of seriously hurting them?










Response	6	8	10	12	Total	
Never	92.2	87.6	79.3	81.2	85.7	
10 or younger	3.1	3.3	2.2	2.4	2.8	
11	2.5	2.6	2.5	1.6	2.4	
12	2.2	3.3	0.9	2.0	2.2	
13	0.0	2.4	4.6	1.6	2.1	
14	0.0	0.7	4.0	2.0	1.6	
15	0.0	0.0	4.6	2.4	1.6	
16	0.0	0.0	1.9	3.2	1.0	
17 or older	0.0	0.0	0.0	3.6	0.7	
N of Valid	359	419	324	250	1352	
N of Miss	7	6	6	5	24	

Table 78: How old were you when you first: belonged to a gang?










Response	6	8	10	12	Total	
Never	96.9	95.5	96.6	96.8	96.4	
10 or younger	1.1	0.0	0.6	0.4	0.5	
11	1.4	1.0	0.3	0.0	0.7	
12	0.3	1.4	0.3	0.4	0.7	
13	0.3	2.1	0.3	0.0	0.8	
14	0.0	0.0	0.3	0.0	0.1	
15	0.0	0.0	0.3	0.8	0.2	
16	0.0	0.0	1.2	0.8	0.4	
17 or older	0.0	0.0	0.0	0.8	0.1	
N of Valid	359	420	324	251	1354	
N of Miss	7	5	6	4	22	

Table 79: How wrong do you think it is for someone your age to: take a handgun to school?





Response	6	8	10	12	Total	
Very wrong	92.9	85.3	82.3	86.9	86.9	
Wrong	5.7	12.3	15.0	8.4	10.5	
A little bit wrong	1.1	2.4	1.5	2.4	1.8	
Not wrong at all	0.3	0.0	1.2	2.4	0.8	
N of Valid	366	423	327	251	1367	
N of Miss	0	1	3	3	7	

Table 80: How wrong do you think it is for someone your age to: steal anything worth more than \$5?





Response	6	8	10	12	Total	
Very wrong	74.7	59.0	51.4	62.7	62.1	
Wrong	21.4	31.6	33.8	27.4	28.6	
A little bit wrong	3.6	9.2	12.6	8.7	8.4	
Not wrong at all	0.3	0.2	2.2	1.2	0.9	
N of Valid	364	424	325	252	1365	
N of Miss	2	1	4	3	8	

Table 81: How wrong do you think it is for someone your age to: pick a fight with someone?





Response	6	8	10	12	Total	
Very wrong	61.4	37.8	28.7	36.7	41.7	
Wrong	26.0	36.3	33.6	33.1	32.3	
A little bit wrong	9.9	20.9	26.9	23.9	19.9	
Not wrong at all	2.7	5.0	10.7	6.4	6.0	
N of Valid	365	421	327	251	1364	
N of Miss	1	4	3	4	12	

Table 82: How wrong do you think it is for someone your age to: attack someone with the idea of seriously hurting them?





Response	6	8	10	12	Total	
Very wrong	85.8	65.9	53.4	54.8	66.2	
Wrong	9.0	21.8	26.7	27.0	20.5	
A little bit wrong	3.6	10.0	16.0	15.9	10.8	
Not wrong at all	1.6	2.4	4.0	2.4	2.6	
N of Valid	366	422	326	252	1366	
N of Miss	0	3	4	3	10	

Table 83: How wrong do you think it is for someone your age to: stay away from school all day when their parents think they are at school?





Response	6	8	10	12	Total	
Very wrong	86.0	62.7	44.5	44.2	61.2	
Wrong	11.0	24.8	34.4	31.5	24.6	
A little bit wrong	2.2	10.1	16.3	20.3	11.4	
Not wrong at all	0.8	2.4	4.9	4.0	2.9	
N of Valid	364	424	326	251	1365	
N of Miss	1	1	4	3	9	

Table 84: How wrong do you think it is for someone your age to: drink beer, wine or hard liquor (for example, vodka, whiskey, or gin) regularly?





Response	6	8	10	12	Total	
Very wrong	91.8	67.9	43.7	36.1	62.6	
Wrong	6.3	16.3	17.7	18.7	14.4	
A little bit wrong	1.6	12.3	23.9	28.6	15.2	
Not wrong at all	0.3	3.5	14.7	16.7	7.7	
N of Valid	365	424	327	252	1368	
N of Miss	1	1	3	3	8	

Table 85: How wrong do you think it is for someone your age to: smoke cigarettes?

Response	6	8	10	12	Total	
Very wrong	93.2	71.2	49.5	39.8	66.1	
Wrong	4.9	17.5	17.1	17.1	14.0	
A little bit wrong	1.1	7.5	20.8	20.7	11.4	
Not wrong at all	0.8	3.8	12.5	22.3	8.5	
N of Valid	365	424	327	251	1367	
N of Miss	1	1	3	4	9	

Table 86: How wrong do you think it is for someone your age to: smoke marijuana?

Response	6	8	10	12	Total	
Very wrong	98.6	84.9	62.7	57.1	78.1	
Wrong	0.8	9.0	13.5	17.9	9.5	
A little bit wrong	0.3	2.8	12.2	11.1	5.9	
Not wrong at all	0.3	3.3	11.6	13.9	6.4	
N of Valid	366	423	327	252	1368	
N of Miss	0	2	3	3	8	

Table 87: How wrong do you think it is for someone your age to: use LSD, cocaine, amphetamines or another illegal drug?

Response	6	8	10	12	Total	
Very wrong	98.6	93.9	88.0	88.9	92.8	
Wrong	1.1	4.3	8.3	6.0	4.7	
A little bit wrong	0.3	1.2	2.1	4.4	1.8	
Not wrong at all	0.0	0.7	1.5	0.8	0.7	
N of Valid	365	423	326	252	1366	
N of Miss	1	2	4	3	10	

Table 88: At school during the past 12 months, did you receive help from the resource teacher, speech therapist or other special education teacher?



Response	6	8	10	12	Total	
No	80.7	83.4	89.0	91.5	85.6	
Yes	19.3	16.6	11.0	8.5	14.4	
N of Valid	342	410	318	246	1316	
N of Miss	24	15	12	9	60	

Table 89: How many times in the past year (12 months) have you: been suspended from school?







Response	6	8	10	12	Total	
Never	95.9	90.6	88.4	94.8	92.3	
1 to 2 times	3.8	8.0	8.9	4.8	6.5	
3 to 5 times	0.3	0.7	2.1	0.4	0.9	
6 to 9 times	0.0	0.5	0.3	0.0	0.2	
10 to 19 times	0.0	0.0	0.0	0.0	0.0	
20 to 29 times	0.0	0.0	0.0	0.0	0.0	
30 to 39 times	0.0	0.2	0.0	0.0	0.1	
40+ times	0.0	0.0	0.3	0.0	0.1	
N of Valid	366	424	327	252	1369	
N of Miss	0	1	3	3	7	

Table 90: How many times in the past year (12 months) have you: carried a handgun?









Response	6	8	10	12	Total	
Never	95.6	95.8	95.1	94.8	95.4	
1 to 2 times	3.0	2.4	1.8	2.8	2.5	
3 to 5 times	0.5	0.7	0.9	0.4	0.7	
6 to 9 times	0.0	0.2	0.6	0.0	0.2	
10 to 19 times	0.0	0.2	0.0	1.2	0.3	
20 to 29 times	0.3	0.2	0.0	0.0	0.1	
30 to 39 times	0.3	0.0	0.0	0.0	0.1	
40+ times	0.3	0.5	1.5	0.8	0.7	
N of Valid	366	424	327	252	1369	
N of Miss	0	1	3	3	7	

Table 91: How many times in the past year (12 months) have you: sold illegal drugs?








Response	6	8	10	12	Total	
Never	100.0	99.3	92.9	94.0	97.0	
1 to 2 times	0.0	0.2	3.1	2.0	1.2	
3 to 5 times	0.0	0.0	0.6	1.6	0.4	
6 to 9 times	0.0	0.0	0.9	0.8	0.4	
10 to 19 times	0.0	0.2	0.0	0.0	0.1	
20 to 29 times	0.0	0.2	0.3	0.8	0.3	
30 to 39 times	0.0	0.0	0.0	0.0	0.0	
40+ times	0.0	0.0	2.1	0.8	0.7	
N of Valid	364	421	326	250	1361	
N of Miss	2	4	4	5	15	

Table 92: How many times in the past year (12 months) have you: stolen or tried to steal a motor vehicle such as a car or motorcycle?








Response	6	8	10	12	Total	
Never	99.2	98.8	96.9	99.6	98.6	
1 to 2 times	0.8	0.5	1.8	0.4	0.9	
3 to 5 times	0.0	0.2	0.3	0.0	0.1	
6 to 9 times	0.0	0.2	0.0	0.0	0.1	
10 to 19 times	0.0	0.0	0.3	0.0	0.1	
20 to 29 times	0.0	0.2	0.0	0.0	0.1	
30 to 39 times	0.0	0.0	0.0	0.0	0.0	
40+ times	0.0	0.0	0.6	0.0	0.1	
N of Valid	366	423	327	252	1368	
N of Miss	0	2	3	3	8	

Table 93: How many times in the past year (12 months) have you: participated in clubs, organizations or activities at school?









Response	6	8	10	12	Total	
Never	17.8	19.9	17.5	21.8	19.1	
1 to 2 times	27.7	22.0	17.5	15.1	21.2	
3 to 5 times	21.6	18.7	15.3	12.3	17.5	
6 to 9 times	11.2	9.5	8.9	14.3	10.7	
10 to 19 times	6.8	8.0	10.7	8.7	8.5	
20 to 29 times	3.8	4.5	4.6	5.2	4.5	
30 to 39 times	3.6	2.4	1.5	2.4	2.5	
40+ times	7.4	15.1	23.9	20.2	16.1	
N of Valid	365	423	326	252	1366	
N of Miss	1	2	3	3	9	

Table 94: How many times in the past year (12 months) have you: been arrested?






Response	6	8	10	12	Total	
Never	99.5	97.2	93.6	94.8	96.5	
1 to 2 times	0.5	2.8	4.9	5.2	3.1	
3 to 5 times	0.0	0.0	0.6	0.0	0.1	
6 to 9 times	0.0	0.0	0.0	0.0	0.0	
10 to 19 times	0.0	0.0	0.3	0.0	0.1	
20 to 29 times	0.0	0.0	0.0	0.0	0.0	
30 to 39 times	0.0	0.0	0.0	0.0	0.0	
40+ times	0.0	0.0	0.6	0.0	0.1	
N of Valid	366	424	327	252	1369	
N of Miss	0	1	3	3	7	



Table 95: How many times in the past year (12 months) have you: done extra work on your own for school?









Response	6	8	10	12	Total	
Never	30.5	31.4	38.7	34.5	33.5	
1 to 2 times	34.1	31.0	19.9	18.7	26.9	
3 to 5 times	12.7	14.7	15.0	12.7	13.9	
6 to 9 times	9.1	7.8	8.0	9.1	8.4	
10 to 19 times	4.2	7.1	7.4	11.1	7.1	
20 to 29 times	2.8	3.5	5.2	4.8	4.0	
30 to 39 times	1.1	1.4	1.2	2.8	1.5	
40+ times	5.5	3.1	4.6	6.3	4.7	
N of Valid	361	423	326	252	1362	
N of Miss	5	2	3	3	13	

Table 96: How many times in the past year (12 months) have you: attacked someone with the idea of seriously hurting them?








Response	6	8	10	12	Total	
Never	92.1	90.3	82.6	88.5	88.6	
1 to 2 times	5.5	5.7	11.6	9.1	7.7	
3 to 5 times	1.9	2.4	3.4	0.8	2.2	
6 to 9 times	0.3	1.2	1.2	0.4	0.8	
10 to 19 times	0.3	0.0	0.6	0.4	0.3	
20 to 29 times	0.0	0.2	0.0	0.4	0.1	
30 to 39 times	0.0	0.0	0.0	0.0	0.0	
40+ times	0.0	0.2	0.6	0.4	0.3	
N of Valid	365	422	327	252	1366	
N of Miss	1	3	3	3	10	

Table 97: How many times in the past year (12 months) have you: been drunk or high at school?


Response	6	8	10	12	Total	
Never	98.9	95.5	86.1	83.3	91.9	
1 to 2 times	1.1	2.9	7.1	6.0	4.0	
3 to 5 times	0.0	0.0	3.4	1.2	1.0	
6 to 9 times	0.0	0.2	0.0	3.6	0.7	
10 to 19 times	0.0	0.2	0.9	2.0	0.7	
20 to 29 times	0.0	0.7	0.9	1.2	0.7	
30 to 39 times	0.0	0.2	0.0	0.0	0.1	
40+ times	0.0	0.2	1.5	2.8	1.0	
N of Valid	364	420	324	251	1359	
N of Miss	1	4	5	4	14	

Table 98: How many times in the past year (12 months) have you: volunteered to do community service?

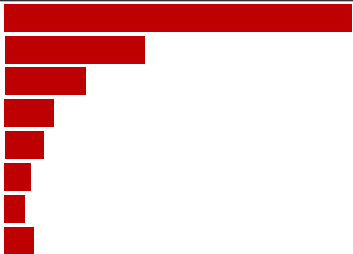
Response	6	8	10	12	Total	
Never	49.7	59.6	58.3	48.8	54.7	
1 to 2 times	24.0	18.4	19.0	21.0	20.5	
3 to 5 times	13.0	10.4	8.3	11.5	10.8	
6 to 9 times	5.8	4.5	3.7	9.1	5.5	
10 to 19 times	3.9	2.8	4.6	4.0	3.7	
20 to 29 times	1.4	1.9	3.1	0.8	1.8	
30 to 39 times	0.6	1.2	0.6	0.0	0.7	
40+ times	1.7	1.2	2.5	4.8	2.3	
N of Valid	362	423	326	252	1363	
N of Miss	4	2	4	3	13	

Table 99: How many times in the past year (12 months) have you: taken a handgun to school?


Response	6	8	10	12	Total	
Never	99.2	99.1	99.4	99.6	99.3	
1 to 2 times	0.5	0.5	0.0	0.0	0.3	
3 to 5 times	0.3	0.0	0.0	0.0	0.1	
6 to 9 times	0.0	0.5	0.0	0.4	0.2	
10 to 19 times	0.0	0.0	0.0	0.0	0.0	
20 to 29 times	0.0	0.0	0.0	0.0	0.0	
30 to 39 times	0.0	0.0	0.0	0.0	0.0	
40+ times	0.0	0.0	0.6	0.0	0.1	
N of Valid	366	424	326	252	1368	
N of Miss	0	1	4	3	8	

Table 100: Are you currently on probation, or assigned a probation officer with Juvenile Court?


Response	6	8	10	12	Total	
No	98.7	97.1	94.7	98.3	97.1	
Yes	1.3	2.9	5.3	1.7	2.9	
N of Valid	309	384	301	231	1225	
N of Miss	57	41	29	24	151	

Table 101: Have you ever belonged to a gang?


Response	6	8	10	12	Total	
No	94.2	92.2	94.2	94.4	93.6	
No, but would like to	1.1	1.7	1.5	2.8	1.7	
Yes, in the past	3.0	4.3	2.4	1.6	3.0	
Yes, belong now	1.4	1.9	1.8	1.2	1.6	
Yes, but would like to get out	0.3	0.0	0.0	0.0	0.1	
N of Valid	364	422	327	251	1364	
N of Miss	2	3	3	4	12	

Table 102: If you have ever belonged to a gang, did that gang have a name?

Response	6	8	10	12	Total
No	9.9	8.9	10.5	9.0	9.6
Yes	4.1	5.3	4.3	4.1	4.5
I have never belonged to a gang	85.9	85.9	85.2	86.9	85.9
N of Valid	362	418	325	245	1350
N of Miss	4	7	4	9	24

Table 103: How many times have you done the following things? done what feels good no matter what.

Response	6	8	10	12	Total
Never	50.0	38.6	25.1	23.3	35.4
I've done it, but not in the past year	12.8	14.9	14.9	14.1	14.2
Less than once a month	6.7	11.1	13.6	15.7	11.4
About once a month	6.1	9.2	13.3	8.4	9.2
2 or 3 times a month	5.8	7.5	11.8	14.9	9.5
Once a week or more	18.6	18.8	21.4	23.7	20.3
N of Valid	344	415	323	249	1331
N of Miss	20	9	7	6	42

Table 104: How many times have you done the following things? done something dangerous because someone dared you to do it.

Response	6	8	10	12	Total
Never	76.0	52.4	41.4	49.0	55.4
I've done it, but not in the past year	13.3	23.2	23.1	18.1	19.6
Less than once a month	4.4	8.4	14.8	14.9	10.1
About once a month	2.2	5.7	8.0	7.2	5.6
2 or 3 times a month	1.9	5.0	5.6	5.6	4.4
Once a week or more	2.2	5.3	7.1	5.2	4.9
N of Valid	362	418	324	249	1353
N of Miss	4	7	6	6	23

Table 105: How many times have you done the following things? done crazy things even if they are a little dangerous.







Response	6	8	10	12	Total	
Never	64.1	37.1	26.5	28.5	40.2	
I've done it, but not in the past year	19.3	24.6	16.0	14.9	19.4	
Less than once a month	3.3	11.7	18.8	14.5	11.7	
About once a month	3.6	6.0	12.0	12.9	8.1	
2 or 3 times a month	5.0	8.1	12.7	12.4	9.2	
Once a week or more	4.7	12.4	13.9	16.9	11.5	
N of Valid	362	418	324	249	1353	
N of Miss	4	7	6	6	23	

Table 106: You're looking at CD's in a music store with a friend. You look up and see her slip a CD under her coat. She smiles and says 'Which one do you want? Go ahead, take it while nobody's around.' There is nobody in sight, no employees and no other customers. What would you do now?





Response	6	8	10	12	Total	
Ignore her	7.9	11.8	22.3	18.3	14.5	
Grab a CD and leave the store	0.3	5.8	9.0	8.0	5.5	
Tell her to put the CD back	77.3	50.1	36.5	39.8	52.3	
Act like it is a joke, and ask her to put the CD back	14.5	32.3	32.2	33.9	27.8	
N of Valid	365	415	323	251	1354	
N of Miss	1	6	3	4	13	

Table 107: You are visiting another part of town, and you don't know any of the people your age there. You are walking down the street, and some teenager you don't know is walking toward you. He is about your size, and as he is about to pass you, he deliberately bumps into you and you almost lose your balance. What would you say or do?





Response	6	8	10	12	Total	
Push the person back	9.4	16.3	21.2	15.1	15.4	
Say 'Excuse me' and keep on walking	57.2	46.6	43.7	50.6	49.5	
Say 'Watch where you are going' and keep on walking	29.3	29.4	23.4	18.7	25.9	
Swear at the person and walk away	4.1	7.8	11.7	15.5	9.2	
N of Valid	362	412	325	251	1350	
N of Miss	3	8	3	4	18	

Table 108: You are at a party at someone's house, and one of your friends offers you a drink containing alcohol. What would you say or do?





Response	6	8	10	12	Total	
Drink it	3.8	18.6	42.4	43.6	24.9	
Tell your friend, 'No thanks, I don't drink' and suggest that you and your friend go and do something else	55.6	39.6	20.9	29.6	37.6	
Just say, 'No thanks' and walk away	26.6	29.2	28.3	21.2	26.8	
Make up a good excuse, tell your friend you had something else to do, and leave	14.0	12.6	8.4	5.6	10.7	
N of Valid	365	414	321	250	1350	
N of Miss	1	6	6	5	18	

Table 109: It's 8:00 on a weeknight and you are about to go over to a friend's home when your mother asks you where you are going. You say 'Oh, just going to go hang out with some friends.' She says, 'No, you'll just get into trouble if you go out. Stay home tonight.' What would you do now?





Response	6	8	10	12	Total	
Leave the house anyway	1.9	4.8	6.9	6.0	4.8	
Explain what you are going to do with your friends, tell her when you will get home, and ask if you can go out	57.7	70.6	64.4	70.8	65.7	
Not say anything and start watching TV	35.4	14.9	18.1	12.4	20.7	
Get into an argument with her	5.0	9.6	10.6	10.8	8.8	
N of Valid	362	415	320	250	1347	
N of Miss	4	6	5	4	19	

Table 110: How often do you attend religious services or activities?





Response	6	8	10	12	Total	
Never	16.1	13.0	10.8	10.8	12.9	
Rarely	19.8	18.8	24.8	28.4	22.3	
1-2 Times a Month	13.6	14.7	17.3	18.0	15.7	
About Once a Week or More	50.4	53.5	47.1	42.8	49.1	
N of Valid	353	415	323	250	1341	
N of Miss	13	10	7	5	35	

Table 111: I do the opposite of what people tell me, just to get them mad.





Response	6	8	10	12	Total	
Very False	57.3	42.2	36.5	34.8	43.5	
Somewhat False	26.0	29.5	26.3	32.0	28.3	
Somewhat True	13.9	26.6	34.4	30.0	25.7	
Very True	2.8	1.7	2.8	3.2	2.5	
N of Valid	361	417	323	250	1351	
N of Miss	5	7	7	5	24	

Table 112: I like to see how much I can get away with.





Response	6	8	10	12	Total	
Very False	70.8	46.4	34.1	30.5	47.0	
Somewhat False	17.4	23.3	24.4	28.9	23.0	
Somewhat True	9.8	22.6	31.3	31.3	22.9	
Very True	2.0	7.7	10.3	9.2	7.1	
N of Valid	356	416	320	249	1341	
N of Miss	10	8	10	6	34	

Table 113: I ignore rules that get in my way.





Response	6	8	10	12	Total	
Very False	75.5	52.9	37.5	37.6	52.4	
Somewhat False	15.6	25.2	27.2	31.6	24.3	
Somewhat True	7.0	18.3	28.2	23.6	18.6	
Very True	1.9	3.6	7.1	7.2	4.7	
N of Valid	359	416	323	250	1348	
N of Miss	7	9	7	5	28	

Table 114: I think sometimes it's okay to cheat at school.


Response	6	8	10	12	Total	
NO!	75.8	40.3	18.7	20.4	41.0	
no	21.2	36.5	33.6	33.6	31.2	
yes	2.8	19.4	38.9	38.4	23.1	
YES!	0.3	3.8	8.7	7.6	4.7	
N of Valid	363	417	321	250	1351	
N of Miss	3	7	9	5	24	

Table 115: It is important to think before you act.


Response	6	8	10	12	Total	
NO!	1.9	2.4	0.9	2.0	1.9	
no	3.0	6.0	7.8	2.0	4.9	
yes	23.3	39.6	39.8	43.6	36.0	
YES!	71.7	52.0	51.6	52.4	57.3	
N of Valid	361	417	322	250	1350	
N of Miss	5	8	8	5	26	

Table 116: Sometimes I think that life is not worth it.

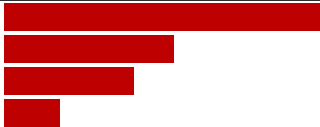
Response	6	8	10	12	Total	
NO!	60.5	50.5	41.6	42.4	49.5	
no	21.2	24.3	27.8	30.0	25.4	
yes	13.6	18.7	22.7	20.8	18.7	
YES!	4.8	6.6	7.9	6.8	6.5	
N of Valid	354	412	317	250	1333	
N of Miss	10	12	13	5	40	



Table 117: At times I think I am no good at all.

Response	6	8	10	12	Total	
NO!	37.2	32.9	27.8	32.0	32.6	
no	27.6	30.5	26.5	27.6	28.2	
yes	27.3	25.2	33.1	31.2	28.8	
YES!	7.9	11.5	12.6	9.2	10.4	
N of Valid	355	417	317	250	1339	
N of Miss	11	8	13	5	37	

Table 118: All in all, I am inclined to think that I am a failure.

Response	6	8	10	12	Total	
NO!	57.3	47.0	41.3	45.8	48.1	
no	26.8	33.9	34.4	37.3	32.8	
yes	12.7	12.8	18.6	12.0	14.0	
YES!	3.2	6.3	5.7	4.8	5.1	
N of Valid	347	413	317	249	1326	
N of Miss	19	10	13	6	48	

Table 119: In the past year, have you felt depressed or sad MOST days, even if you felt okay sometimes?

Response	6	8	10	12	Total	
NO!	34.6	31.1	24.9	33.2	31.0	
no	23.7	28.0	30.3	28.8	27.5	
yes	30.2	28.7	27.4	27.6	28.6	
YES!	11.5	12.3	17.4	10.4	12.9	
N of Valid	358	415	317	250	1340	
N of Miss	7	10	12	5	34	

Table 120: It is all right to beat up people if they start the fight.





Response	6	8	10	12	Total	
NO!	58.1	27.2	17.9	21.6	32.2	
no	21.2	23.8	23.9	22.4	22.9	
yes	13.1	28.6	30.5	31.6	25.5	
YES!	7.5	20.4	27.7	24.4	19.4	
N of Valid	358	416	318	250	1342	
N of Miss	7	7	12	5	31	

Table 121: I think it is okay to take something without asking if you can get away with it.





Response	6	8	10	12	Total	
NO!	84.0	62.4	50.5	53.6	63.7	
no	14.8	31.1	38.8	39.2	30.1	
yes	0.8	5.1	9.5	6.0	5.2	
YES!	0.3	1.4	1.3	1.2	1.0	
N of Valid	357	415	317	250	1339	
N of Miss	9	10	13	5	37	

Table 122: Sometimes we don't know what we will do as adults, but we may have an idea. Please answer how true these statements may be for you. WHEN I AM AN ADULT I WILL: smoke cigarettes.





Response	6	8	10	12	Total	
NO!	87.2	74.1	66.5	63.3	73.8	
no	9.7	18.9	18.7	21.8	16.9	
yes	2.8	5.8	10.3	11.7	7.1	
YES!	0.3	1.2	4.5	3.2	2.1	
N of Valid	359	413	310	248	1330	
N of Miss	7	12	18	7	44	

Table 123: Sometimes we don't know what we will do as adults, but we may have an idea. Please answer how true these statements may be for you. WHEN I AM AN ADULT I WILL: drink beer, wine, or liquor.



Response	6	8	10	12	Total	
NO!	70.7	42.0	27.1	25.8	43.2	
no	17.6	27.1	19.0	14.1	20.2	
yes	10.6	26.1	40.0	43.1	28.3	
YES!	1.1	4.8	13.9	16.9	8.2	
N of Valid	358	414	310	248	1330	
N of Miss	8	11	20	7	46	

Table 124: Sometimes we don't know what we will do as adults, but we may have an idea. Please answer how true these statements may be for you. WHEN I AM AN ADULT I WILL: smoke marijuana.



Response	6	8	10	12	Total	
NO!	96.1	84.7	72.7	68.1	81.9	
no	3.9	11.1	14.5	18.5	11.3	
yes	0.0	3.1	9.6	8.1	4.7	
YES!	0.0	1.0	3.2	5.2	2.0	
N of Valid	359	413	311	248	1331	
N of Miss	7	12	18	7	44	

Table 125: Sometimes we don't know what we will do as adults, but we may have an idea. Please answer how true these statements may be for you. WHEN I AM AN ADULT I WILL: use LSD, cocaine, amphetamines or another illegal drug.



Response	6	8	10	12	Total	
NO!	96.9	89.6	91.7	89.5	92.0	
no	2.8	9.7	7.7	9.3	7.3	
yes	0.3	0.7	0.3	0.8	0.5	
YES!	0.0	0.0	0.3	0.4	0.2	
N of Valid	358	413	312	248	1331	
N of Miss	8	12	18	7	45	

Table 126: How much do you think people risk harming themselves (physically or in other ways) if they: smoked one or more packs of cigarettes per day?





Response	6	8	10	12	Total	
No risk	12.6	4.6	5.8	4.5	7.0	
Slight risk	5.7	6.1	8.3	7.7	6.8	
Moderate risk	14.0	22.2	20.8	19.8	19.3	
Great risk	67.6	67.1	65.2	68.0	66.9	
N of Valid	349	410	313	247	1319	
N of Miss	17	14	17	8	56	

Table 127: How much do you think people risk harming themselves (physically or in other ways) if they: try marijuana once or twice?





Response	6	8	10	12	Total	
No risk	11.2	10.5	25.7	29.3	17.8	
Slight risk	20.2	28.2	26.7	28.9	25.9	
Moderate risk	28.5	23.1	17.0	14.2	21.4	
Great risk	40.1	38.2	30.5	27.6	34.9	
N of Valid	347	411	311	246	1315	
N of Miss	19	14	19	9	61	

Table 128: How much do you think people risk harming themselves (physically or in other ways) if they: smoke marijuana regularly?





Response	6	8	10	12	Total	
No risk	11.4	5.5	15.8	13.4	11.0	
Slight risk	3.8	6.2	10.3	19.5	9.1	
Moderate risk	8.8	12.2	15.5	23.2	14.2	
Great risk	76.0	76.1	58.4	43.9	65.8	
N of Valid	342	402	310	246	1300	
N of Miss	24	22	20	9	75	

Table 129: How much do you think people risk harming themselves (physically or in other ways) if they: take one or two drinks of an alcoholic beverage (beer, wine, liquor) nearly every day?

Response	6	8	10	12	Total	
No risk	13.5	9.8	16.2	13.8	13.1	
Slight risk	17.8	27.3	30.1	28.9	25.7	
Moderate risk	27.0	31.2	28.5	25.2	28.3	
Great risk	41.7	31.7	25.2	32.1	32.9	
N of Valid	348	407	309	246	1310	
N of Miss	18	18	21	9	66	

Table 130: How much do you think people risk harming themselves (physically or in other ways) if they: have five or more drinks once or twice each weekend?

Response	6	8	10	12	Total	
No risk	11.3	8.3	13.8	7.3	10.2	
Slight risk	9.6	13.9	17.3	22.9	15.2	
Moderate risk	21.2	29.5	24.7	31.4	26.5	
Great risk	58.0	48.3	44.2	38.4	48.0	
N of Valid	345	410	312	245	1312	
N of Miss	21	15	18	10	64	

Table 131: Have you ever used smokeless tobacco (chew, snuff, plug, dipping tobacco, or chewing tobacco)?

Response	6	8	10	12	Total	
Never	93.7	81.8	66.9	64.1	78.1	
Once or Twice	4.9	11.2	13.2	14.5	10.6	
Once in a while but not regularly	0.3	3.9	3.9	5.2	3.2	
Regularly in the past	0.9	1.7	4.5	4.8	2.7	
Regularly now	0.3	1.5	11.6	11.3	5.4	
N of Valid	349	412	311	248	1320	
N of Miss	17	13	19	7	56	

Table 132: How often have you taken smokeless tobacco during the past 30 days?


Response	6	8	10	12	Total	
Not at all	98.0	94.2	84.8	83.1	90.9	
Once or twice	1.4	3.4	3.2	2.8	2.7	
Once or twice per week	0.0	1.0	1.0	2.0	0.9	
Three to five times per week	0.3	0.5	1.3	0.8	0.7	
About once a day	0.3	0.5	1.9	0.8	0.8	
More than once a day	0.0	0.5	7.8	10.5	3.9	
N of Valid	350	412	309	248	1319	
N of Miss	16	13	21	7	57	

Table 133: Have you ever smoked cigarettes?


Response	6	8	10	12	Total	
Never	92.6	77.7	61.8	46.0	71.9	
Once or Twice	6.3	14.1	14.9	21.8	13.7	
Once in a while but not regularly	0.9	5.1	10.4	17.3	7.5	
Regularly in the past	0.3	2.9	3.9	4.4	2.7	
Regularly now	0.0	0.2	9.1	10.5	4.2	
N of Valid	349	412	309	248	1318	
N of Miss	17	13	21	7	58	

Table 134: How frequently have you smoked cigarettes during the past 30 days?


Response	6	8	10	12	Total	
Not at all	99.7	95.9	81.9	75.3	89.8	
Less than one cigarette per day	0.3	2.4	8.4	12.6	5.2	
One to five cigarettes per day	0.0	1.2	5.2	7.3	3.0	
About one-half pack per day	0.0	0.2	3.5	3.2	1.5	
About one pack per day	0.0	0.2	0.6	1.2	0.5	
About one and one-half packs per day	0.0	0.0	0.3	0.4	0.2	
Two packs or more per day	0.0	0.0	0.0	0.0	0.0	
N of Valid	351	412	310	247	1320	
N of Miss	15	13	20	7	55	

Table 135: Which statement best describes rules about smoking inside your home?






Response	6	8	10	12	Total	
Smoking is not allowed anywhere inside your home	68.6	73.6	65.4	76.9	71.0	
Smoking is allowed in some places and at some times	7.8	7.6	7.5	5.7	7.3	
Smoking is allowed anywhere inside the home	5.2	3.2	4.6	6.9	4.7	
There are no rules about smoking inside the home	3.7	4.4	9.2	5.3	5.5	
I don't know	14.7	11.2	13.4	5.3	11.5	
N of Valid	347	409	306	247	1309	
N of Miss	19	14	22	8	63	

Table 136: Which statement best describes rules about smoking in your family cars?







Response	6	8	10	12	Total	
Smoking is never allowed in any car	64.2	63.2	53.6	64.4	61.4	
Smoking is allowed sometimes or in some cars	13.2	12.0	13.4	14.2	13.0	
Smoking is allowed in any car anytime	5.0	6.1	6.9	7.3	6.2	
There are no rules about smoking in the car	3.2	7.6	11.4	8.1	7.4	
We do not have a family car	1.5	1.0	0.3	2.0	1.2	
I don't know	12.9	10.2	14.4	4.0	10.7	
N of Valid	341	410	306	247	1304	
N of Miss	25	14	23	8	70	

Table 137: During this school year, were you taught in any of your classes about the dangers of tobacco use?

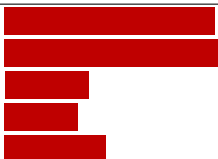
Response	6	8	10	12	Total	
Strongly agree	53.6	32.8	19.3	16.9	32.1	
Agree	25.7	36.5	35.3	34.2	33.0	
Disagree	4.8	10.3	14.9	17.7	11.3	
Strongly disagree	3.9	6.4	13.6	17.7	9.5	
I don't know	12.0	14.0	16.9	13.6	14.1	
N of Valid	334	408	295	243	1280	
N of Miss	32	17	35	12	96	

Table 138: During the past 12 months, have you participated in any community activities to discourage people your age from using cigarettes, chewing tobacco, snuff, dip or cigars?

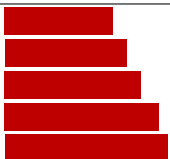
Response	6	8	10	12	Total	
Strongly agree	21.5	16.4	11.1	10.3	15.3	
Agree	17.6	17.1	17.8	17.8	17.5	
Disagree	14.8	21.8	22.6	20.2	19.9	
Strongly disagree	17.6	19.6	24.9	33.5	22.9	
I don't know	28.5	25.2	23.6	18.2	24.3	
N of Valid	330	409	297	242	1278	
N of Miss	36	16	31	13	96	

Table 139: On how many occasions have you had alcoholic beverages (beer, wine or hard liquor) to drink in your lifetime - more than just a few sips?

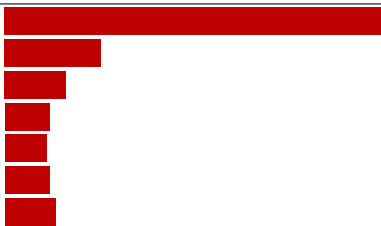
Response	6	8	10	12	Total	
0	87.6	65.6	39.4	35.2	59.6	
1-2	9.2	15.9	18.2	8.9	13.3	
3-5	2.3	8.9	8.9	10.5	7.5	
6-9	0.6	3.6	8.3	8.5	4.8	
10-19	0.0	3.4	7.3	8.1	4.3	
20-39	0.3	1.4	7.6	13.0	4.7	
40+	0.0	1.2	10.3	15.8	5.7	
N of Valid	346	416	302	247	1311	
N of Miss	19	9	28	8	64	



Table 140: On how many occasions have you had beer, wine or hard liquor to drink during the past 30 days?


Response	6	8	10	12	Total	
0	98.8	91.3	70.6	63.7	83.3	
1-2	1.2	5.8	16.1	18.0	9.2	
3-5	0.0	1.9	4.0	6.9	2.8	
6-9	0.0	0.7	3.3	6.1	2.2	
10-19	0.0	0.2	4.7	3.7	1.8	
20-39	0.0	0.0	0.3	1.2	0.3	
40+	0.0	0.0	1.0	0.4	0.3	
N of Valid	345	413	299	245	1302	
N of Miss	21	12	31	10	74	

Table 141: On how many occasions have you used marijuana (grass, pot) or hashish (hash, hash oil) in your lifetime?


Response	6	8	10	12	Total	
0	100.0	94.0	79.5	69.9	87.7	
1-2	0.0	3.6	6.4	9.3	4.4	
3-5	0.0	0.7	1.3	2.4	1.0	
6-9	0.0	0.5	1.3	2.0	0.8	
10-19	0.0	0.5	1.7	3.7	1.2	
20-39	0.0	0.0	3.4	4.9	1.7	
40+	0.0	0.7	6.4	7.7	3.1	
N of Valid	345	415	297	246	1303	
N of Miss	21	10	32	9	72	

Table 142: On how many occasions have you used marijuana (grass, pot) or hashish (hash, hash oil) during the past 30 days?


Response	6	8	10	12	Total	
0	100.0	97.8	92.3	88.3	95.3	
1-2	0.0	1.4	2.0	4.9	1.8	
3-5	0.0	0.2	0.7	1.6	0.5	
6-9	0.0	0.2	1.3	1.2	0.6	
10-19	0.0	0.2	2.7	2.0	1.1	
20-39	0.0	0.0	0.7	0.8	0.3	
40+	0.0	0.0	0.3	1.2	0.3	
N of Valid	345	415	300	247	1307	
N of Miss	21	10	30	8	69	

Table 143: On how many occasions have you used LSD or other psychedelics in your lifetime?


Response	6	8	10	12	Total	
0	99.7	99.8	99.0	98.8	99.4	
1-2	0.3	0.2	0.7	0.0	0.3	
3-5	0.0	0.0	0.0	0.0	0.0	
6-9	0.0	0.0	0.0	0.8	0.2	
10-19	0.0	0.0	0.3	0.4	0.2	
20-39	0.0	0.0	0.0	0.0	0.0	
40+	0.0	0.0	0.0	0.0	0.0	
N of Valid	343	416	299	247	1305	
N of Miss	23	9	31	8	71	

Table 144: On how many occasions have you used LSD or other psychedelics during the past 30 days?


Response	6	8	10	12	Total	
0	100.0	100.0	100.0	99.6	99.9	
1-2	0.0	0.0	0.0	0.4	0.1	
3-5	0.0	0.0	0.0	0.0	0.0	
6-9	0.0	0.0	0.0	0.0	0.0	
10-19	0.0	0.0	0.0	0.0	0.0	
20-39	0.0	0.0	0.0	0.0	0.0	
40+	0.0	0.0	0.0	0.0	0.0	
N of Valid	341	416	300	246	1303	
N of Miss	25	9	30	9	73	

Table 145: On how many occasions have you used cocaine or crack in your lifetime?


Response	6	8	10	12	Total	
0	100.0	99.8	98.3	97.2	99.0	
1-2	0.0	0.2	1.0	0.8	0.5	
3-5	0.0	0.0	0.0	0.8	0.2	
6-9	0.0	0.0	0.3	0.0	0.1	
10-19	0.0	0.0	0.3	0.4	0.2	
20-39	0.0	0.0	0.0	0.0	0.0	
40+	0.0	0.0	0.0	0.8	0.2	
N of Valid	342	414	300	247	1303	
N of Miss	24	11	30	8	73	

Table 146: On how many occasions have you used cocaine or crack during the past 30 days?



Response	6	8	10	12	Total	
0	100.0	99.8	100.0	100.0	99.9	
1-2	0.0	0.2	0.0	0.0	0.1	
3-5	0.0	0.0	0.0	0.0	0.0	
6-9	0.0	0.0	0.0	0.0	0.0	
10-19	0.0	0.0	0.0	0.0	0.0	
20-39	0.0	0.0	0.0	0.0	0.0	
40+	0.0	0.0	0.0	0.0	0.0	
N of Valid	342	414	298	247	1301	
N of Miss	24	11	32	8	75	

Table 147: On how many occasions have you sniffed glue, breathed the contents of an aerosol spray can, or inhaled other gases or sprays, in order to get high in your lifetime?








Response	6	8	10	12	Total	
0	93.8	89.8	86.6	88.7	89.9	
1-2	5.3	5.6	5.7	5.3	5.5	
3-5	0.9	2.2	4.0	4.0	2.6	
6-9	0.0	1.5	1.7	0.4	0.9	
10-19	0.0	0.2	0.7	0.0	0.2	
20-39	0.0	0.2	0.0	0.8	0.2	
40+	0.0	0.5	1.3	0.8	0.6	
N of Valid	341	412	299	247	1299	
N of Miss	25	12	31	8	76	

Table 148: On how many occasions have you sniffed glue, breathed the contents of an aerosol spray can, or inhaled other gases or sprays, in order to get high during the past 30 days?






Response	6	8	10	12	Total	
0	97.9	95.4	95.7	99.2	96.9	
1-2	1.8	3.9	3.0	0.8	2.5	
3-5	0.3	0.2	1.0	0.0	0.4	
6-9	0.0	0.2	0.0	0.0	0.1	
10-19	0.0	0.0	0.0	0.0	0.0	
20-39	0.0	0.0	0.0	0.0	0.0	
40+	0.0	0.2	0.3	0.0	0.2	
N of Valid	341	415	300	247	1303	
N of Miss	25	10	30	8	73	

Table 149: On how many occasions have you used phenoxydine (pox, px, breeze) in your lifetime?


Response	6	8	10	12	Total	
0	100.0	100.0	100.0	100.0	100.0	
1-2	0.0	0.0	0.0	0.0	0.0	
3-5	0.0	0.0	0.0	0.0	0.0	
6-9	0.0	0.0	0.0	0.0	0.0	
10-19	0.0	0.0	0.0	0.0	0.0	
20-39	0.0	0.0	0.0	0.0	0.0	
40+	0.0	0.0	0.0	0.0	0.0	
N of Valid	338	414	300	247	1299	
N of Miss	28	11	30	8	77	

Table 150: On how many occasions have you used phenoxydine (pox, px, breeze) during the past 30 days?


Response	6	8	10	12	Total	
0	100.0	100.0	100.0	100.0	100.0	
1-2	0.0	0.0	0.0	0.0	0.0	
3-5	0.0	0.0	0.0	0.0	0.0	
6-9	0.0	0.0	0.0	0.0	0.0	
10-19	0.0	0.0	0.0	0.0	0.0	
20-39	0.0	0.0	0.0	0.0	0.0	
40+	0.0	0.0	0.0	0.0	0.0	
N of Valid	338	414	299	247	1298	
N of Miss	28	10	31	8	77	

Table 151: On how many occasions have you used sedatives (tranquilizers, such as Valium or Xanax, barbiturates, or sleeping pills) without a doctor telling you to take them, in your lifetime?








Response	6	8	10	12	Total	
0	96.2	93.5	85.7	83.8	90.5	
1-2	2.9	2.9	3.3	3.2	3.1	
3-5	0.3	2.2	4.3	4.5	2.6	
6-9	0.0	1.0	2.3	1.6	1.2	
10-19	0.0	0.2	1.0	1.6	0.6	
20-39	0.3	0.0	1.3	2.8	0.9	
40+	0.3	0.2	2.0	2.4	1.1	
N of Valid	339	413	300	247	1299	
N of Miss	27	12	30	8	77	

Table 152: On how many occasions have you used sedatives (tranquilizers, such as Valium or Xanax, barbiturates, or sleeping pills) without a doctor telling you to take them, during the past 30 days?







Response	6	8	10	12	Total	
0	98.5	97.6	94.0	93.9	96.3	
1-2	1.2	2.2	4.0	2.8	2.5	
3-5	0.0	0.2	1.0	1.6	0.6	
6-9	0.0	0.0	0.3	1.2	0.3	
10-19	0.3	0.0	0.3	0.4	0.2	
20-39	0.0	0.0	0.0	0.0	0.0	
40+	0.0	0.0	0.3	0.0	0.1	
N of Valid	339	414	300	246	1299	
N of Miss	27	11	30	9	77	

Table 153: On how many occasions have you used methamphetamines (meth, speed, crank, crystal meth) in your lifetime?







Response	6	8	10	12	Total	
0	100.0	99.5	98.3	97.6	99.0	
1-2	0.0	0.2	1.0	0.4	0.4	
3-5	0.0	0.2	0.0	0.8	0.2	
6-9	0.0	0.0	0.3	0.4	0.2	
10-19	0.0	0.0	0.3	0.4	0.2	
20-39	0.0	0.0	0.0	0.0	0.0	
40+	0.0	0.0	0.0	0.4	0.1	
N of Valid	339	414	300	247	1300	
N of Miss	27	11	30	8	76	

Table 154: On how many occasions have you used methamphetamines (meth, speed, crank, crystal meth) in the past 30 days?



Response	6	8	10	12	Total	
0	100.0	99.8	100.0	99.6	99.8	
1-2	0.0	0.2	0.0	0.4	0.2	
3-5	0.0	0.0	0.0	0.0	0.0	
6-9	0.0	0.0	0.0	0.0	0.0	
10-19	0.0	0.0	0.0	0.0	0.0	
20-39	0.0	0.0	0.0	0.0	0.0	
40+	0.0	0.0	0.0	0.0	0.0	
N of Valid	339	414	300	247	1300	
N of Miss	27	11	30	8	76	

Table 155: On how many occasions have you used stimulants, other than Methamphetamines (such as amphetamines, Ritalin or Dexedrine) without a doctor telling you to take them, in your lifetime?








Response	6	8	10	12	Total	
0	99.7	99.5	98.0	93.9	98.2	
1-2	0.0	0.5	1.3	1.2	0.7	
3-5	0.3	0.0	0.3	0.8	0.3	
6-9	0.0	0.0	0.3	1.6	0.4	
10-19	0.0	0.0	0.0	1.2	0.2	
20-39	0.0	0.0	0.0	0.8	0.2	
40+	0.0	0.0	0.0	0.4	0.1	
N of Valid	339	413	300	247	1299	
N of Miss	27	12	30	8	77	

Table 156: On how many occasions have you used stimulants, other than Methamphetamines (such as amphetamines, Ritalin or Dexedrine) without a doctor telling you to take them, during the past 30 days?




Response	6	8	10	12	Total	
0	100.0	100.0	98.7	98.4	99.4	
1-2	0.0	0.0	1.3	1.2	0.5	
3-5	0.0	0.0	0.0	0.4	0.1	
6-9	0.0	0.0	0.0	0.0	0.0	
10-19	0.0	0.0	0.0	0.0	0.0	
20-39	0.0	0.0	0.0	0.0	0.0	
40+	0.0	0.0	0.0	0.0	0.0	
N of Valid	339	413	300	247	1299	
N of Miss	27	12	30	8	77	

Table 157: On how many occasions have you used heroin or other opiates in your lifetime?







Response	6	8	10	12	Total	
0	100.0	99.8	99.7	98.0	99.5	
1-2	0.0	0.2	0.0	0.4	0.2	
3-5	0.0	0.0	0.0	0.4	0.1	
6-9	0.0	0.0	0.0	0.4	0.1	
10-19	0.0	0.0	0.0	0.4	0.1	
20-39	0.0	0.0	0.0	0.0	0.0	
40+	0.0	0.0	0.3	0.4	0.2	
N of Valid	337	413	300	247	1297	
N of Miss	29	12	30	8	79	



Table 158: On how many occasions have you used heroin or other opiates during the past 30 days?

Response	6	8	10	12	Total	
0	100.0	99.8	99.7	99.6	99.8	
1-2	0.0	0.2	0.3	0.4	0.2	
3-5	0.0	0.0	0.0	0.0	0.0	
6-9	0.0	0.0	0.0	0.0	0.0	
10-19	0.0	0.0	0.0	0.0	0.0	
20-39	0.0	0.0	0.0	0.0	0.0	
40+	0.0	0.0	0.0	0.0	0.0	
N of Valid	336	413	300	247	1296	
N of Miss	30	12	30	8	80	

Table 159: On how many occasions have you used MDMA ('X', 'E', or ecstasy) in your lifetime?

Response	6	8	10	12	Total	
0	99.7	99.8	98.3	98.8	99.2	
1-2	0.0	0.2	1.0	0.8	0.5	
3-5	0.0	0.0	0.0	0.0	0.0	
6-9	0.0	0.0	0.0	0.0	0.0	
10-19	0.0	0.0	0.0	0.0	0.0	
20-39	0.0	0.0	0.3	0.0	0.1	
40+	0.3	0.0	0.3	0.4	0.2	
N of Valid	334	413	300	247	1294	
N of Miss	32	12	30	8	82	

Table 160: On how many occasions have you used MDMA ('X', 'E', or ecstasy) during the past 30 days?

Response	6	8	10	12	Total	
0	99.7	99.8	99.7	100.0	99.8	
1-2	0.0	0.2	0.3	0.0	0.2	
3-5	0.0	0.0	0.0	0.0	0.0	
6-9	0.0	0.0	0.0	0.0	0.0	
10-19	0.0	0.0	0.0	0.0	0.0	
20-39	0.0	0.0	0.0	0.0	0.0	
40+	0.3	0.0	0.0	0.0	0.1	
N of Valid	333	411	299	247	1290	
N of Miss	33	14	31	8	86	

Table 161: On how many occasions have you taken prescription drugs (such as Valium, Xanax, Ritalin, Adderall, OxyContin, Darvocet, or sleeping pills) on your own-that is, without a doctor telling you to take them in your lifetime?








Response	6	8	10	12	Total	
0	97.9	95.6	84.0	78.9	90.4	
1-2	1.2	2.9	5.7	6.5	3.8	
3-5	0.3	1.0	3.7	3.2	1.8	
6-9	0.0	0.2	1.7	2.8	1.0	
10-19	0.3	0.0	1.3	2.0	0.8	
20-39	0.0	0.0	2.0	2.8	1.0	
40+	0.3	0.2	1.7	3.6	1.2	
N of Valid	339	413	300	247	1299	
N of Miss	27	12	30	8	77	

Table 162: On how many occasions have you taken prescription drugs (such as Valium, Xanax, Ritalin, Adderall, OxyContin, Darvocet, or sleeping pills) on your own-that is, without a doctor telling you to take them during the past 30 days?








Response	6	8	10	12	Total	
0	98.8	98.5	94.3	90.7	96.2	
1-2	0.9	1.2	2.0	4.9	2.0	
3-5	0.0	0.2	2.3	1.6	0.9	
6-9	0.0	0.0	0.0	2.0	0.4	
10-19	0.0	0.0	0.7	0.4	0.2	
20-39	0.3	0.0	0.3	0.4	0.2	
40+	0.0	0.0	0.3	0.0	0.1	
N of Valid	340	413	299	247	1299	
N of Miss	26	12	31	8	77	

Table 163: On how many occasions have you taken non-prescription medicines such as diet pills (for example, Dietac, Dexatrim or Prolamine), stay-awake pills (for example No-Doz, Vivarin, or Wake), or cough or cold medicines (robos, DXM, etc.) to get high in your lifetime?








Response	6	8	10	12	Total	
0	99.1	96.4	90.9	90.2	94.7	
1-2	0.3	1.0	4.1	2.8	1.9	
3-5	0.0	0.5	0.7	0.8	0.5	
6-9	0.0	1.5	0.7	3.3	1.2	
10-19	0.0	0.2	1.0	0.8	0.5	
20-39	0.3	0.0	0.0	0.8	0.2	
40+	0.3	0.5	2.7	1.2	1.1	
N of Valid	338	412	296	246	1292	
N of Miss	28	13	34	8	83	

Table 164: On how many occasions have you taken non-prescription medicines such as diet pills (for example, Dietac, Dexatrim or Prolamine), stay-awake pills (for example No-Doz, Vivarin, or Wake), or cough or cold medicines (robos, DXM, etc.) to get high during the past 30 days?







Response	6	8	10	12	Total	
0	99.4	98.1	96.3	95.9	97.6	
1-2	0.0	1.5	2.0	2.8	1.5	
3-5	0.0	0.5	0.7	1.2	0.5	
6-9	0.0	0.0	0.0	0.0	0.0	
10-19	0.6	0.0	0.3	0.0	0.2	
20-39	0.0	0.0	0.3	0.0	0.1	
40+	0.0	0.0	0.3	0.0	0.1	
N of Valid	337	413	297	246	1293	
N of Miss	29	12	32	8	81	

Table 165: On how many occasions have you been drunk or very high from drinking alcoholic beverages during the past 30 days?








Response	6	8	10	12	Total	
0	99.1	94.7	80.8	75.6	89.1	
1-2	0.9	3.4	10.6	14.6	6.5	
3-5	0.0	1.0	3.1	4.5	1.9	
6-9	0.0	0.5	2.1	4.1	1.4	
10-19	0.0	0.5	3.1	0.0	0.9	
20-39	0.0	0.0	0.3	0.4	0.2	
40+	0.0	0.0	0.0	0.8	0.2	
N of Valid	340	413	292	246	1291	
N of Miss	26	12	36	9	83	

Table 166: On how many occasions have you drunk flavored alcoholic beverages, sometimes called 'alcopops' (like Mike's Hard Lemonade, Smirnoff Ice, Bacardi Breezers, etc.) in your lifetime?








Response	6	8	10	12	Total	
0	95.0	78.7	54.2	44.9	71.0	
1-2	3.5	10.1	13.6	9.7	9.1	
3-5	1.2	5.3	8.5	9.3	5.7	
6-9	0.3	3.4	7.5	9.7	4.7	
10-19	0.0	2.2	6.1	10.1	4.0	
20-39	0.0	0.0	4.7	6.5	2.3	
40+	0.0	0.2	5.4	9.7	3.2	
N of Valid	339	414	295	247	1295	
N of Miss	27	11	35	8	81	

Table 167: On how many occasions have you drunk flavored alcoholic beverages, sometimes called 'alcopops' (like Mike's Hard Lemonade, Smirnoff Ice, Bacardi Breezers, etc.) during the past 30 days?


Response	6	8	10	12	Total	
0	99.4	92.0	82.1	73.6	88.2	
1-2	0.6	5.6	9.5	18.3	7.6	
3-5	0.0	1.7	3.7	4.1	2.2	
6-9	0.0	0.2	2.7	2.4	1.2	
10-19	0.0	0.2	1.7	0.8	0.6	
20-39	0.0	0.0	0.3	0.0	0.1	
40+	0.0	0.2	0.0	0.8	0.2	
N of Valid	340	410	296	246	1292	
N of Miss	26	14	34	9	83	

Table 168: Think back over the last two weeks. How many times have you had five or more alcoholic drinks in a row?


Response	6	8	10	12	Total	
None	99.4	94.1	80.3	78.0	89.3	
Once	0.6	3.4	6.3	6.1	3.8	
Twice	0.0	1.0	6.0	6.9	3.0	
3-5 times	0.0	1.0	4.2	6.5	2.5	
6-9 times	0.0	0.2	1.8	1.2	0.7	
10 or more times	0.0	0.2	1.4	1.2	0.6	
N of Valid	336	407	284	246	1273	
N of Miss	30	18	46	9	103	

Table 169: During the past 30 days, how many times did you ride in a car or other vehicle driven by someone who had been drinking alcohol?


Response	6	8	10	12	Total	
0 times	92.8	86.4	80.6	81.3	85.8	
1 time	4.2	5.5	8.5	10.6	6.8	
2 or 3 times	2.4	5.2	7.0	4.5	4.7	
4 or 5 times	0.3	0.7	2.1	1.2	1.0	
6 or more times	0.3	2.2	1.8	2.4	1.7	
N of Valid	333	403	284	246	1266	
N of Miss	33	22	46	9	110	

Table 170: During the past 30 days, how many times did you drive a car or other vehicle when you had been drinking alcohol?







Response	6	8	10	12	Total	
I did not drive a car in the past 30 days	39.7	48.6	30.0	19.8	36.3	
0 times	59.7	49.1	62.1	71.6	59.3	
1 time	0.3	1.3	3.9	4.5	2.3	
2 or 3 times	0.0	0.5	2.9	2.1	1.2	
4 or 5 times	0.3	0.3	0.7	0.4	0.4	
6 or more times	0.0	0.3	0.4	1.6	0.5	
N of Valid	320	383	280	243	1226	
N of Miss	34	22	46	10	112	

Table 171: If you drank alcohol (not just a sip or taste) in the past year, how did you usually get it?












Response	6	8	10	12	Total	
I did not drink alcohol in the past year	95.7	79.3	53.5	44.4	71.0	
I bought it myself with a fake ID	0.0	0.3	0.4	0.4	0.2	
I bought it myself without a fake ID	0.0	0.0	0.4	0.8	0.2	
I got it from someone I know age 21 or older	0.6	4.6	11.6	24.1	8.9	
I got it from someone I know under age 21	0.0	3.1	8.4	9.5	4.7	
I got it from my brother or sister	0.0	0.5	1.5	2.1	0.9	
I got it from home with my parents' permission	0.6	3.1	6.2	7.1	3.9	
I got it from home without my parents' permission	0.3	3.6	5.1	1.7	2.7	
I got it from another relative	0.3	1.3	3.3	0.8	1.4	
A stranger bought it for me	0.0	0.5	0.7	1.2	0.6	
I took it from a store or shop	0.0	0.0	0.0	0.0	0.0	
Other	2.5	3.8	9.1	7.9	5.4	
N of Valid	324	392	275	241	1232	
N of Miss	42	30	50	10	132	

Table 172: If you drank alcohol (not just a sip or taste) in the past year, where did you usually drink it?










Response	6	8	10	12	Total	
I did not drink alcohol in the past year	96.0	80.8	55.3	43.5	72.0	
at my home	2.8	8.8	13.3	12.1	8.8	
at someone else's home	0.6	6.5	20.5	28.9	12.4	
at an open area like a park, beach, field, back road, woods, or a street corner	0.0	2.9	9.1	13.8	5.6	
at a sporting event or concert	0.6	0.5	0.4	0.8	0.6	
at a restaurant, bar, or a nightclub	0.0	0.0	0.4	0.0	0.1	
at an empty building or a construction site	0.0	0.0	0.0	0.0	0.0	
at a hotel/motel	0.0	0.0	0.4	0.0	0.1	
in a car	0.0	0.3	0.0	0.8	0.2	
at school	0.0	0.3	0.8	0.0	0.2	
N of Valid	325	385	264	239	1213	
N of Miss	41	33	55	11	140	

Table 173: During the last month, about how many marijuana cigarettes, or the equivalent, did you smoke a day, on the average?








Response	6	8	10	12	Total	
None	99.1	94.5	89.5	84.4	92.6	
Less than 1 a day	0.9	3.0	3.6	7.4	3.4	
1 a day	0.0	0.8	0.7	1.2	0.6	
2-3 a day	0.0	0.5	2.9	4.1	1.6	
4-6 a day	0.0	0.5	1.1	1.6	0.7	
7-10 a day	0.0	0.5	1.1	1.2	0.6	
11 or more a day	0.0	0.3	1.1	0.0	0.3	
N of Valid	331	397	277	244	1249	
N of Miss	35	28	53	11	127	

Table 174: How wrong would most adults (over 21) in your neighborhood think it is for kids your age: to use marijuana?





Response	6	8	10	12	Total	
Very wrong	93.6	81.4	68.2	62.3	78.0	
Wrong	4.8	10.1	16.4	21.7	12.4	
A little bit wrong	0.9	7.1	11.3	11.1	7.1	
Not wrong at all	0.6	1.5	4.0	4.9	2.5	
N of Valid	330	397	274	244	1245	
N of Miss	36	28	56	11	131	

Table 175: How wrong would most adults (over 21) in your neighborhood think it is for kids your age: to drink alcohol?





Response	6	8	10	12	Total	
Very wrong	87.6	64.1	43.4	42.6	61.6	
Wrong	6.4	17.8	24.3	23.4	17.3	
A little bit wrong	5.2	13.1	22.4	25.4	15.4	
Not wrong at all	0.9	5.0	9.9	8.6	5.7	
N of Valid	330	398	272	244	1244	
N of Miss	36	27	56	11	130	

Table 176: How wrong would most adults (over 21) in your neighborhood think it is for kids your age: to smoke cigarettes?





Response	6	8	10	12	Total	
Very wrong	86.4	67.6	48.4	41.0	63.1	
Wrong	8.2	17.8	22.7	21.3	17.0	
A little bit wrong	3.3	8.3	18.7	23.4	12.2	
Not wrong at all	2.1	6.3	10.3	14.3	7.6	
N of Valid	330	398	273	244	1245	
N of Miss	36	27	56	11	130	



Table 177: How much do each of the following statements describe your neighborhood? crime and/or drug selling

Response	6	8	10	12	Total	
NO!	81.4	69.5	56.8	61.6	68.3	
no	11.8	18.5	23.6	20.4	18.2	
yes	5.9	9.1	14.0	14.3	10.4	
YES!	0.9	2.8	5.5	3.7	3.1	
N of Valid	323	394	271	245	1233	
N of Miss	43	31	58	10	142	

Table 178: How much do each of the following statements describe your neighborhood? fights

Response	6	8	10	12	Total	
NO!	73.5	63.7	55.9	60.8	64.0	
no	11.8	20.6	26.1	27.8	20.9	
yes	10.6	10.7	12.1	9.8	10.8	
YES!	4.0	5.1	5.9	1.6	4.3	
N of Valid	321	394	272	245	1232	
N of Miss	44	31	58	10	143	

Table 179: How much do each of the following statements describe your neighborhood? lots of empty or abandoned buildings

Response	6	8	10	12	Total	
NO!	73.8	63.4	63.2	67.8	66.9	
no	14.6	25.4	26.5	25.3	22.8	
yes	9.0	9.4	8.1	5.7	8.3	
YES!	2.5	1.8	2.2	1.2	1.9	
N of Valid	321	393	272	245	1231	
N of Miss	45	32	58	10	145	

Table 180: How much do each of the following statements describe your neighborhood? lots of graffiti

Response	6	8	10	12	Total	
NO!	82.5	74.7	72.7	75.1	76.4	
no	13.7	20.7	21.0	22.4	19.3	
yes	3.2	2.8	4.4	1.6	3.0	
YES!	0.6	1.8	1.8	0.8	1.3	
N of Valid	315	391	271	245	1222	
N of Miss	51	34	59	10	154	

Table 181: If I had to move, I would miss the neighborhood I now live in.

Response	6	8	10	12	Total	
NO!	9.9	13.1	12.5	14.8	12.5	
no	11.5	15.9	16.6	21.7	16.0	
yes	24.1	31.0	35.8	34.0	30.9	
YES!	54.5	40.0	35.1	29.5	40.6	
N of Valid	323	390	271	244	1228	
N of Miss	42	34	59	11	146	

Table 182: My neighbors notice when I am doing a good job and let me know about it.

Response	6	8	10	12	Total	
NO!	34.7	31.8	36.4	33.6	33.9	
no	27.5	38.5	39.8	36.5	35.5	
yes	20.9	20.5	15.6	22.1	19.9	
YES!	16.9	9.2	8.2	7.8	10.7	
N of Valid	320	390	269	244	1223	
N of Miss	45	35	61	11	152	

Table 183: I like my neighborhood.

Response	6	8	10	12	Total	
NO!	6.2	9.0	8.6	11.9	8.7	
no	8.6	10.6	16.4	11.9	11.6	
yes	34.0	40.2	43.9	51.0	41.5	
YES!	51.2	40.2	31.2	25.1	38.2	
N of Valid	324	388	269	243	1224	
N of Miss	42	36	61	12	151	

Table 184: There are lots of adults in my neighborhood I could talk to about something important.

Response	6	8	10	12	Total	
NO!	23.8	22.1	28.6	26.0	24.8	
no	27.2	30.6	26.0	31.8	28.9	
yes	25.3	30.9	30.1	29.3	28.9	
YES!	23.8	16.4	15.2	12.8	17.4	
N of Valid	320	385	269	242	1216	
N of Miss	46	39	60	13	158	

Table 185: I'd like to get out of my neighborhood.

Response	6	8	10	12	Total	
NO!	59.9	42.4	37.1	33.5	44.1	
no	25.9	36.2	39.3	36.8	34.3	
yes	10.8	12.1	16.5	21.1	14.5	
YES!	3.4	9.3	7.1	8.7	7.1	
N of Valid	324	387	267	242	1220	
N of Miss	42	38	62	13	155	

Table 186: There are people in my neighborhood who are proud of me when I do something well.

Response	6	8	10	12	Total	
NO!	19.8	20.7	21.9	19.9	20.6	
no	23.6	28.8	32.0	34.0	29.2	
yes	32.1	34.2	33.1	33.2	33.2	
YES!	24.5	16.3	13.0	12.9	17.1	
N of Valid	318	386	269	241	1214	
N of Miss	47	39	61	14	161	

Table 187: There are people in my neighborhood who encourage me to do my best.

Response	6	8	10	12	Total	
NO!	21.6	17.9	20.8	24.1	20.7	
no	18.8	29.4	31.2	32.8	27.7	
yes	33.1	33.8	33.5	29.5	32.7	
YES!	26.6	19.0	14.5	13.7	18.9	
N of Valid	320	385	269	241	1215	
N of Miss	46	40	61	14	161	

Table 188: I feel safe in my neighborhood.

Response	6	8	10	12	Total	
NO!	5.9	7.8	3.0	6.3	5.9	
no	10.6	9.6	14.2	9.2	10.8	
yes	32.8	43.4	45.1	45.4	41.4	
YES!	50.6	39.2	37.7	39.2	41.9	
N of Valid	320	385	268	240	1213	
N of Miss	46	40	62	14	162	

Table 189: Which of the following activities for people your age are available in your community? sports teams?



Response	6	8	10	12	Total	
No	12.6	11.2	13.8	14.5	12.8	
Yes	87.4	88.8	86.2	85.5	87.2	
N of Valid	318	384	268	242	1212	
N of Miss	48	41	62	13	164	

Table 190: Which of the following activities for people your age are available in your community? scouting?



Response	6	8	10	12	Total	
No	34.0	45.2	47.7	39.4	41.6	
Yes	66.0	54.8	52.3	60.6	58.4	
N of Valid	315	372	266	241	1194	
N of Miss	51	53	64	14	182	

Table 191: Which of the following activities for people your age are available in your community? boys and girls clubs?



Response	6	8	10	12	Total	
No	41.4	43.6	44.5	39.6	42.4	
Yes	58.6	56.4	55.5	60.4	57.6	
N of Valid	309	376	265	240	1190	
N of Miss	57	49	65	14	185	

Table 192: Which of the following activities for people your age are available in your community? 4-H clubs?



Response	6	8	10	12	Total	
No	35.8	27.4	26.9	24.3	28.8	
Yes	64.2	72.6	73.1	75.7	71.2	
N of Valid	296	379	264	239	1178	
N of Miss	70	46	66	16	198	

Table 193: Which of the following activities for people your age are available in your community? service clubs?



Response	6	8	10	12	Total	
No	43.2	37.4	38.0	29.0	37.3	
Yes	56.8	62.6	62.0	71.0	62.7	
N of Valid	294	372	266	241	1173	
N of Miss	72	53	64	14	203	

Table 194: If a kid smoked marijuana in your neighborhood would he or she be caught by the police?





Response	6	8	10	12	Total	
NO!	8.6	18.4	22.3	24.5	17.9	
no	17.9	36.0	46.0	47.7	35.8	
yes	36.1	27.0	22.6	19.1	26.8	
YES!	37.4	18.6	9.1	8.7	19.4	
N of Valid	313	381	265	241	1200	
N of Miss	51	43	64	14	172	

Table 195: If a kid drank some beer, wine or hard liquor (for example, vodka, whiskey, or gin) in your neighborhood would he or she be caught by the police?





Response	6	8	10	12	Total	
NO!	10.3	22.9	30.3	31.7	23.0	
no	23.5	45.5	46.6	47.5	40.4	
yes	37.0	18.9	17.0	15.0	22.4	
YES!	29.3	12.6	6.1	5.8	14.1	
N of Valid	311	380	264	240	1195	
N of Miss	53	45	65	15	178	

Table 196: If a kid carried a handgun in your neighborhood would he or she be caught by the police?





Response	6	8	10	12	Total	
NO!	10.0	16.8	21.2	22.3	17.1	
no	18.6	30.2	31.8	35.3	28.6	
yes	32.8	32.8	31.8	27.7	31.6	
YES!	38.6	20.2	15.2	14.7	22.8	
N of Valid	311	381	264	238	1194	
N of Miss	54	44	65	16	179	

Table 197: If you wanted to get some cigarettes, how easy would it be for you to get some?





Response	6	8	10	12	Total	
Very hard	74.1	52.3	16.7	14.9	42.8	
Sort of hard	10.1	13.2	12.5	7.5	11.1	
Sort of easy	9.2	19.4	23.2	12.4	16.2	
Very easy	6.6	15.0	47.5	65.1	29.9	
N of Valid	316	386	263	241	1206	
N of Miss	48	39	67	14	168	

Table 198: If you wanted to get some beer, wine or hard liquor (for example, vodka, whiskey, or gin), how easy would it be for you to get some?





Response	6	8	10	12	Total	
Very hard	77.9	48.7	16.0	15.4	42.6	
Sort of hard	11.0	16.4	17.9	12.9	14.6	
Sort of easy	5.0	19.8	27.5	30.3	19.7	
Very easy	6.0	15.1	38.5	41.5	23.1	
N of Valid	317	384	262	241	1204	
N of Miss	49	41	68	14	172	

Table 199: If you wanted to get a drug like cocaine, LSD, or amphetamines, how easy would it be for you to get some?

Response	6	8	10	12	Total	
Very hard	93.4	82.0	56.2	50.6	73.1	
Sort of hard	3.5	8.1	24.2	23.8	13.5	
Sort of easy	1.6	5.5	12.7	12.1	7.3	
Very easy	1.6	4.4	6.9	13.4	6.0	
N of Valid	317	383	260	239	1199	
N of Miss	49	41	70	16	176	

Table 200: If you wanted to get a handgun, how easy would it be for you to get one?

Response	6	8	10	12	Total	
Very hard	69.8	59.5	38.3	39.0	53.5	
Sort of hard	11.4	13.8	22.2	21.6	16.6	
Sort of easy	8.6	12.2	15.7	14.9	12.6	
Very easy	10.2	14.5	23.8	24.5	17.4	
N of Valid	315	385	261	241	1202	
N of Miss	51	40	69	14	174	

Table 201: If you wanted to get some marijuana, how easy would it be for you to get some?

Response	6	8	10	12	Total	
Very hard	92.4	73.0	33.3	26.8	60.3	
Sort of hard	3.8	9.9	16.5	8.4	9.4	
Sort of easy	0.9	9.2	19.5	21.3	11.7	
Very easy	2.8	7.9	30.7	43.5	18.6	
N of Valid	316	382	261	239	1198	
N of Miss	49	43	69	16	177	



Table 202: During the past 12 months, have you participated in any alcohol prevention programs or seen any alcohol prevention messages in your school or community? Yes, a school-based program focused on preventing underage drinking and/or drinking and driving.



Response	6	8	10	12	Total	
No	61.5	79.3	78.2	78.4	74.1	
Yes	38.5	20.7	21.8	21.6	25.9	
N of Valid	366	425	330	255	1376	
N of Miss	0	0	0	0	0	

Table 203: During the past 12 months, have you participated in any alcohol prevention programs or seen any alcohol prevention messages in your school or community? Yes, a community-based program focused on preventing underage drinking and/or drinking and driving (for example, through your church or temple or through youth groups like Boys and Girls Club or 4-H).



Response	6	8	10	12	Total	
No	84.4	88.5	95.2	95.3	90.3	
Yes	15.6	11.5	4.8	4.7	9.7	
N of Valid	366	425	330	255	1376	
N of Miss	0	0	0	0	0	

Table 204: During the past 12 months, have you participated in any alcohol prevention programs or seen any alcohol prevention messages in your school or community? Yes, a media campaign addressing underage drinking and/or drinking and driving (for example, newspaper ads, posters, pamphlets, radio, TV).



Response	6	8	10	12	Total	
No	85.5	84.2	87.6	88.2	86.1	
Yes	14.5	15.8	12.4	11.8	13.9	
N of Valid	366	425	330	255	1376	
N of Miss	0	0	0	0	0	

Table 205: During the past 12 months, have you participated in any alcohol prevention programs or seen any alcohol prevention messages in your school or community? No



Response	6	8	10	12	Total	
No	57.4	42.4	48.2	33.7	46.1	
Yes	42.6	57.6	51.8	66.3	53.9	
N of Valid	366	425	330	255	1376	
N of Miss	0	0	0	0	0	

Table 206: How wrong do your parents feel it would be for YOU to: drink beer, wine or hard liquor (for example, vodka, whiskey or gin) regularly?





Response	6	8	10	12	Total	
Very wrong	92.5	76.1	60.4	53.0	72.5	
Wrong	5.0	14.5	24.2	19.5	15.1	
A little bit wrong	2.2	6.3	13.5	21.2	9.7	
Not wrong at all	0.3	3.2	1.9	6.4	2.8	
N of Valid	320	380	260	236	1196	
N of Miss	46	45	70	19	180	

Table 207: How wrong do your parents feel it would be for YOU to: smoke cigarettes?





Response	6	8	10	12	Total	
Very wrong	96.6	85.0	71.9	64.8	81.3	
Wrong	1.3	9.5	16.9	17.4	10.5	
A little bit wrong	1.9	3.4	7.7	11.4	5.5	
Not wrong at all	0.3	2.1	3.5	6.4	2.8	
N of Valid	320	380	260	236	1196	
N of Miss	46	45	70	19	180	

Table 208: How wrong do your parents feel it would be for YOU to: smoke marijuana?





Response	6	8	10	12	Total	
Very wrong	99.7	93.7	84.6	79.2	90.4	
Wrong	0.3	3.7	8.5	11.4	5.4	
A little bit wrong	0.0	1.3	3.8	5.5	2.3	
Not wrong at all	0.0	1.3	3.1	3.8	1.8	
N of Valid	318	379	260	236	1193	
N of Miss	48	46	70	19	183	

Table 209: How wrong do your parents feel it would be for YOU to: steal something worth more than \$5?





Response	6	8	10	12	Total	
Very wrong	91.5	84.7	84.6	85.1	86.6	
Wrong	7.9	10.8	12.7	11.9	10.7	
A little bit wrong	0.3	2.9	1.9	2.1	1.8	
Not wrong at all	0.3	1.6	0.8	0.9	0.9	
N of Valid	318	379	260	235	1192	
N of Miss	48	46	70	20	184	

Table 210: How wrong do your parents feel it would be for YOU to: draw graffiti, write things, or draw pictures on buildings or other property (without the owner's permission)?





Response	6	8	10	12	Total	
Very wrong	92.4	82.6	82.7	81.4	85.0	
Wrong	6.6	9.8	12.3	11.9	9.9	
A little bit wrong	0.9	5.5	3.1	5.5	3.8	
Not wrong at all	0.0	2.1	1.9	1.3	1.3	
N of Valid	317	379	260	236	1192	
N of Miss	49	46	70	19	184	

Table 211: How wrong do your parents feel it would be for YOU to: pick a fight with someone?





Response	6	8	10	12	Total	
Very wrong	77.4	59.4	48.8	45.8	59.2	
Wrong	14.8	21.1	24.2	30.1	21.9	
A little bit wrong	7.5	15.3	21.5	19.5	15.4	
Not wrong at all	0.3	4.2	5.4	4.7	3.5	
N of Valid	318	379	260	236	1193	
N of Miss	48	46	70	19	183	

Table 212: During the past 12 months, have you talked with at least one of your parents about the dangers of underage drinking and/or drinking and driving? By parents, we mean either your biological parents, adoptive parents, stepparents, or adult guardians - whether or not they live with you.



Response	6	8	10	12	Total	
No	46.5	60.7	60.1	54.1	55.6	
Yes	53.5	39.3	39.9	45.9	44.4	
N of Valid	299	374	253	229	1155	
N of Miss	67	51	77	26	221	

Table 213: Have any of your brothers or sisters ever: drunk beer, wine or hard liquor (for example, vodka, whiskey or gin)?




Response	6	8	10	12	Total	
No	74.0	57.7	41.2	35.9	54.1	
Yes	22.4	38.1	52.5	58.5	41.2	
I don't have any brothers or sisters	3.5	4.2	6.2	5.6	4.7	
N of Valid	312	378	257	234	1181	
N of Miss	54	47	73	21	195	

Table 214: Have any of your brothers or sisters ever: smoked marijuana?




Response	6	8	10	12	Total	
No	93.3	83.8	66.9	61.5	78.2	
Yes	3.2	11.7	26.8	32.5	16.9	
I don't have any brothers or sisters	3.5	4.5	6.2	6.0	4.9	
N of Valid	313	377	257	234	1181	
N of Miss	53	48	73	21	195	

Table 215: Have any of your brothers or sisters ever: smoked cigarettes?




Response	6	8	10	12	Total	
No	78.0	65.3	49.6	49.1	62.1	
Yes	18.5	30.4	44.1	45.3	33.2	
I don't have any brothers or sisters	3.5	4.3	6.3	5.6	4.7	
N of Valid	314	375	256	234	1179	
N of Miss	52	50	73	21	196	

Table 216: Have any of your brothers or sisters ever: taken a handgun to school?




Response	6	8	10	12	Total	
No	96.5	94.9	92.2	92.7	94.3	
Yes	0.0	0.8	1.6	1.3	0.9	
I don't have any brothers or sisters	3.5	4.3	6.3	6.0	4.8	
N of Valid	312	374	256	234	1176	
N of Miss	54	51	74	21	200	

Table 217: Have any of your brothers or sisters ever: been suspended or expelled from school?




Response	6	8	10	12	Total	
No	83.7	75.6	65.5	74.4	75.3	
Yes	12.8	20.1	28.2	20.1	19.9	
I don't have any brothers or sisters	3.5	4.3	6.3	5.6	4.8	
N of Valid	313	373	255	234	1175	
N of Miss	53	51	75	21	200	

Table 218: The rules in my family are clear.





Response	6	8	10	12	Total	
NO!	1.0	1.3	3.1	1.7	1.7	
no	6.2	11.7	12.5	9.4	10.0	
yes	28.7	40.2	43.4	51.5	40.1	
YES!	64.2	46.8	41.0	37.4	48.2	
N of Valid	307	376	256	235	1174	
N of Miss	59	49	74	20	202	

Table 219: People in my family often insult or yell at each other.

Response	6	8	10	12	Total	
NO!	43.0	23.8	16.1	17.5	25.9	
no	33.4	44.4	38.6	46.6	40.7	
yes	18.7	23.0	29.5	27.4	24.2	
YES!	4.9	8.8	15.7	8.5	9.3	
N of Valid	305	374	254	234	1167	
N of Miss	61	51	76	21	209	

Table 220: When I am not at home, one of my parents knows where I am and who I am with.

Response	6	8	10	12	Total	
NO!	2.6	2.7	2.0	5.1	3.0	
no	2.6	8.3	10.3	11.1	7.8	
yes	22.0	33.0	45.6	47.2	35.7	
YES!	72.7	56.0	42.1	36.6	53.4	
N of Valid	304	373	252	235	1164	
N of Miss	61	51	78	20	210	

Table 221: We argue about the same things in my family over and over.

Response	6	8	10	12	Total	
NO!	41.1	21.8	13.9	13.2	23.4	
no	32.5	41.8	34.1	37.2	36.8	
yes	16.9	24.8	36.9	37.6	28.0	
YES!	9.6	11.6	15.1	12.0	11.9	
N of Valid	302	371	252	234	1159	
N of Miss	63	53	77	21	214	

Table 222: If you drank some beer or wine or liquor (for example, vodka, whiskey, or gin) without your parents' permission, would you be caught by your parents?

Response	6	8	10	12	Total	
NO!	8.8	9.4	12.0	15.4	11.0	
no	4.9	22.3	35.1	43.2	24.7	
yes	14.4	23.9	26.3	22.6	21.7	
YES!	71.9	44.4	26.7	18.8	42.6	
N of Valid	306	372	251	234	1163	
N of Miss	60	51	79	21	211	

Table 223: My family has clear rules about alcohol and drug use.

Response	6	8	10	12	Total	
NO!	6.8	4.3	2.8	3.8	4.5	
no	4.7	10.8	11.1	9.8	9.1	
yes	11.9	28.6	39.5	41.5	29.3	
YES!	76.6	56.3	46.6	44.9	57.1	
N of Valid	295	371	253	234	1153	
N of Miss	70	52	77	21	220	

Table 224: If you carried a handgun without your parents' permission, would you be caught by your parents?

Response	6	8	10	12	Total	
NO!	7.6	6.5	4.0	7.7	6.5	
no	2.3	10.5	15.3	19.2	11.2	
yes	10.9	24.5	30.1	33.3	24.0	
YES!	79.1	58.5	50.6	39.7	58.4	
N of Valid	302	371	249	234	1156	
N of Miss	64	53	81	20	218	

Table 225: If you skipped school would you be caught by your parents?





Response	6	8	10	12	Total	
NO!	4.0	4.9	7.2	7.7	5.7	
no	2.3	12.8	20.0	27.2	14.5	
yes	14.2	27.2	34.4	38.7	27.7	
YES!	79.5	55.2	38.4	26.4	52.0	
N of Valid	302	368	250	235	1155	
N of Miss	64	55	79	20	218	

Table 226: Do you feel very close to your mother?





Response	6	8	10	12	Total	
NO!	5.3	8.2	14.1	9.0	8.9	
no	4.0	12.8	14.1	14.6	11.1	
yes	17.2	25.4	27.8	34.8	25.7	
YES!	73.6	53.6	44.0	41.6	54.3	
N of Valid	303	366	248	233	1150	
N of Miss	63	58	82	21	224	

Table 227: Do you share your thoughts and feelings with your mother?





Response	6	8	10	12	Total	
NO!	10.7	18.2	18.0	12.0	14.9	
no	11.0	26.9	24.0	29.1	22.6	
yes	31.1	22.8	32.4	32.1	28.9	
YES!	47.2	32.1	25.6	26.9	33.5	
N of Valid	299	368	250	234	1151	
N of Miss	66	56	80	21	223	



Table 228: My parents ask me what I think before most family decisions affecting me are made.

Response	6	8	10	12	Total
NO!	13.0	14.5	17.1	13.6	14.5
no	17.4	21.1	23.1	29.8	22.4
yes	32.4	38.4	41.8	40.9	38.1
YES!	37.2	26.0	17.9	15.7	25.0
N of Valid	293	365	251	235	1144
N of Miss	73	58	79	20	230

Table 229: Do you share your thoughts and feelings with your father?

Response	6	8	10	12	Total
NO!	21.2	20.7	29.1	24.4	23.4
no	20.5	29.6	26.7	32.1	27.1
yes	22.8	24.3	25.5	27.8	24.9
YES!	35.4	25.4	18.7	15.8	24.6
N of Valid	302	362	251	234	1149
N of Miss	64	61	79	21	225

Table 230: Do you enjoy spending time with your mother?

Response	6	8	10	12	Total
NO!	3.6	7.4	8.8	7.4	6.7
no	2.3	7.9	11.2	12.6	8.1
yes	22.0	34.1	45.2	48.9	36.3
YES!	72.0	50.7	34.8	31.2	49.0
N of Valid	304	367	250	231	1152
N of Miss	62	58	80	22	222

Table 231: Do you enjoy spending time with your father?

Response	6	8	10	12	Total	
NO!	9.7	10.5	18.1	16.8	13.3	
no	4.0	8.3	11.7	11.6	8.6	
yes	21.5	30.5	37.9	45.3	32.7	
YES!	64.8	50.7	32.3	26.3	45.4	
N of Valid	298	361	248	232	1139	
N of Miss	67	62	82	23	234	

Table 232: If I had a personal problem, I could ask my mom or dad for help.

Response	6	8	10	12	Total	
NO!	6.3	9.0	13.7	6.4	8.8	
no	3.3	10.1	11.3	12.8	9.1	
yes	24.8	34.1	40.3	46.2	35.4	
YES!	65.6	46.9	34.7	34.6	46.7	
N of Valid	302	367	248	234	1151	
N of Miss	64	56	82	21	223	

Table 233: Do you feel very close to your father?

Response	6	8	10	12	Total	
NO!	10.3	12.9	21.3	17.2	14.9	
no	8.3	15.9	20.5	19.0	15.5	
yes	20.3	26.6	27.3	38.4	27.5	
YES!	61.0	44.5	30.9	25.4	42.0	
N of Valid	300	364	249	232	1145	
N of Miss	65	61	81	23	230	

Table 234: My parents give me lots of chances to do fun things with them.


Response	6	8	10	12	Total	
NO!	5.0	7.0	13.3	10.7	8.6	
no	11.0	18.4	22.9	23.9	18.5	
yes	26.9	31.4	36.5	38.5	32.8	
YES!	57.1	43.2	27.3	26.9	40.1	
N of Valid	301	370	249	234	1154	
N of Miss	65	55	80	21	221	

Table 235: My parents ask if I've gotten my homework done.


Response	6	8	10	12	Total	
NO!	2.3	4.3	6.9	11.6	5.8	
no	2.7	10.6	16.9	24.5	12.7	
yes	19.3	39.6	42.3	40.3	35.0	
YES!	75.7	45.5	33.9	23.6	46.5	
N of Valid	301	369	248	233	1151	
N of Miss	65	56	82	22	225	

Table 236: People in my family have serious arguments.

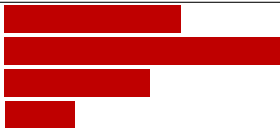
Response	6	8	10	12	Total	
NO!	42.8	24.8	15.3	20.3	26.5	
no	32.3	47.7	46.4	46.6	43.2	
yes	16.8	21.5	23.0	25.4	21.4	
YES!	8.1	6.1	15.3	7.8	8.9	
N of Valid	297	363	248	232	1140	
N of Miss	69	61	82	23	235	

Table 237: Would your parents know if you did not come home on time?

Response	6	8	10	12	Total
NO!	1.4	4.1	3.6	6.9	3.9
no	4.7	13.7	8.1	15.1	10.4
yes	23.6	36.8	50.2	41.8	37.3
YES!	70.3	45.3	38.1	36.2	48.4
N of Valid	296	364	247	232	1139
N of Miss	70	59	83	22	234

Table 238: It is important to be honest with your parents, even if they become upset or you get punished.

Response	6	8	10	12	Total
NO!	0.7	3.8	4.5	4.3	3.2
no	2.0	9.3	12.1	8.2	7.8
yes	21.8	36.2	40.5	51.5	36.5
YES!	75.5	50.7	42.9	36.1	52.5
N of Valid	298	367	247	233	1145
N of Miss	68	57	82	22	229

Table 239: My parents notice when I am doing a good job and let me know about it.

Response	6	8	10	12	Total
Never or Almost Never	3.7	8.5	14.4	10.3	8.9
Sometimes	20.6	31.0	30.8	33.0	28.7
Often	28.4	28.2	28.8	31.3	29.0
All the time	47.3	32.3	26.0	25.3	33.4
N of Valid	296	365	250	233	1144
N of Miss	70	59	80	22	231

Table 240: How often do your parents tell you they're proud of you for something you've done?





Response	6	8	10	12	Total	
Never or Almost Never	3.1	9.0	12.4	11.7	8.8	
Sometimes	19.1	27.5	31.6	30.7	26.9	
Often	35.5	27.8	28.4	31.6	30.7	
All the time	42.3	35.7	27.6	26.0	33.7	
N of Valid	293	367	250	231	1141	
N of Miss	72	58	80	23	233	

Table 241: How many brothers and sisters, including stepbrothers and stepsisters, do you have that are younger than you?








Response	6	8	10	12	Total	
0	39.4	37.3	28.1	32.2	34.8	
1	27.9	27.9	33.3	24.8	28.4	
2	16.4	14.8	18.5	17.4	16.5	
3	8.7	8.6	8.4	12.2	9.3	
4	2.4	3.3	4.0	7.4	4.1	
5	2.8	3.9	3.6	2.2	3.2	
6 or more	2.4	4.2	4.0	3.9	3.6	
N of Valid	287	359	249	230	1125	
N of Miss	79	65	81	25	250	

Table 242: How many brothers and sisters, including stepbrothers and stepsisters, do you have that are older than you?








Response	6	8	10	12	Total	
0	29.5	28.2	35.9	31.6	30.9	
1	29.2	30.7	23.9	29.4	28.6	
2	16.1	17.8	17.9	16.9	17.2	
3	10.4	9.6	11.2	11.3	10.5	
4	5.7	6.0	3.6	6.1	5.4	
5	4.7	3.6	2.8	0.9	3.1	
6 or more	4.4	4.1	4.8	3.9	4.3	
N of Valid	298	365	251	231	1145	
N of Miss	68	60	79	24	231	

Table 243: Have you changed homes in the past year (the last 12 months)?



Response	6	8	10	12	Total	
No	75.1	77.1	74.7	80.1	76.7	
Yes	24.9	22.9	25.3	19.9	23.3	
N of Valid	297	363	249	231	1140	
N of Miss	69	62	81	24	236	

Table 244: How many times have you changed homes since kindergarten?






Response	6	8	10	12	Total	
Never	34.2	31.6	25.1	26.0	29.7	
1 or 2 times	33.6	28.0	32.0	34.4	31.6	
3 or 4 times	17.5	21.3	19.4	19.4	19.5	
5 or 6 times	8.2	10.5	11.7	9.3	9.9	
7 or more times	6.5	8.6	11.7	11.0	9.2	
N of Valid	292	361	247	227	1127	
N of Miss	74	64	82	27	247	

Table 245: Have you changed schools (including changing from elementary to middle and middle to high school) in the past year?



Response	6	8	10	12	Total	
No	79.4	66.6	62.9	83.4	72.5	
Yes	20.6	33.4	37.1	16.6	27.5	
N of Valid	287	359	248	229	1123	
N of Miss	78	65	82	26	251	

Table 246: How many times have you changed schools since kindergarten (including changing from elementary to middle and middle to high school)?






Response	6	8	10	12	Total	
Never	39.2	18.2	20.5	23.0	25.1	
1 or 2 times	40.5	45.9	30.7	24.8	36.9	
3 or 4 times	12.0	24.3	29.9	32.2	24.0	
5 or 6 times	4.5	6.9	9.8	11.7	7.9	
7 or more times	3.8	4.7	9.0	8.3	6.1	
N of Valid	291	362	244	230	1127	
N of Miss	75	63	86	25	249	

Table 247: Has anyone in your family ever had severe alcohol or drug problems?



Response	6	8	10	12	Total	
No	79.3	64.4	52.5	54.8	63.7	
Yes	20.7	35.6	47.5	45.2	36.3	
N of Valid	290	362	244	230	1126	
N of Miss	76	63	86	25	250	

Table 248: About how many adults (over 21) have you known personally who in the past year have: used marijuana, crack, cocaine, or other drugs?






Response	6	8	10	12	Total	
0	81.3	68.0	48.5	50.2	63.7	
1	10.5	15.3	16.6	14.4	14.2	
2	3.4	8.1	11.2	10.9	8.1	
3-4	2.4	3.3	7.1	10.0	5.3	
5+	2.4	5.3	16.6	14.4	8.8	
N of Valid	294	359	241	229	1123	
N of Miss	72	66	88	26	252	

Table 249: About how many adults (over 21) have you known personally who in the past year have: sold or dealt drugs?






Response	6	8	10	12	Total	
0	89.2	80.4	66.5	63.6	76.3	
1	7.1	10.1	11.2	13.9	10.3	
2	2.0	5.6	6.2	10.0	5.7	
3-4	1.0	1.7	5.4	5.2	3.0	
5+	0.7	2.2	10.7	7.4	4.7	
N of Valid	296	358	242	231	1127	
N of Miss	70	67	88	24	249	

Table 250: About how many adults (over 21) have you known personally who in the past year have: done other things that could get them in trouble with the police, like stealing, selling stolen goods, mugging or assaulting others, etc.?






Response	6	8	10	12	Total	
0	85.1	74.9	58.7	63.6	71.8	
1	9.8	10.9	16.9	14.3	12.6	
2	3.1	6.4	7.0	8.2	6.0	
3-4	1.0	2.8	5.0	5.2	3.3	
5+	1.0	5.0	12.4	8.7	6.3	
N of Valid	295	359	242	231	1127	
N of Miss	71	66	88	24	249	

Table 251: About how many adults (over 21) have you known personally who in the past year have: gotten drunk or high?






Response	6	8	10	12	Total	
0	69.8	48.5	30.2	28.6	46.0	
1	14.6	19.9	14.5	15.6	16.4	
2	6.8	8.7	12.4	11.3	9.5	
3-4	4.7	6.2	8.7	9.1	6.9	
5+	4.1	16.8	34.3	35.5	21.1	
N of Valid	295	357	242	231	1125	
N of Miss	71	68	88	24	251	



Table 252: Have you seen or heard information about underage drinking in the past 12 months from the following sources? Radio



Response	6	8	10	12	Total	
No	57.0	54.2	52.5	41.6	51.9	
Yes	43.0	45.8	47.5	58.4	48.1	
N of Valid	286	356	240	231	1113	
N of Miss	80	69	90	24	263	

Table 253: Have you seen or heard information about underage drinking in the past 12 months from the following sources? TV.



Response	6	8	10	12	Total	
No	32.4	24.8	30.6	26.5	28.4	
Yes	67.6	75.2	69.4	73.5	71.6	
N of Valid	284	355	242	230	1111	
N of Miss	81	70	88	24	263	

Table 254: Have you seen or heard information about underage drinking in the past 12 months from the following sources? Print. This includes information on underage drinking you may have seen in the newspaper, on a billboard, in pamphlets, on stickers, etc.



Response	6	8	10	12	Total	
No	51.2	43.6	45.2	44.6	46.1	
Yes	48.8	56.4	54.8	55.4	53.9	
N of Valid	283	353	241	231	1108	
N of Miss	83	72	89	24	268	

Table 255: Have you seen or heard information about underage drinking in the past 12 months from the following sources? Website or social media? (Facebook, Myspace, website, etc.)



Response	6	8	10	12	Total	
No	61.5	50.4	43.8	39.8	49.6	
Yes	38.5	49.6	56.3	60.2	50.4	
N of Valid	283	355	240	231	1109	
N of Miss	83	70	90	24	267	

Table 256: The next questions ask about your opinions of the information you saw or heard. If you have seen or heard more than one ad, please think about your favorite ad when answering these questions. The information about underage drinking that I saw or heard was convincing.

Response	6	8	10	12	Total	
NO!	24.2	16.2	18.9	14.8	18.5	
no	8.6	14.2	22.7	23.6	16.6	
yes	13.8	31.5	35.3	34.5	28.6	
YES!	30.5	22.5	13.4	16.6	21.3	
I have not seen or heard any ads about underage drinking in the past 12 months.	23.0	15.6	9.7	10.5	15.1	
N of Valid	269	346	238	229	1082	
N of Miss	94	78	91	25	288	

Table 257: The next questions ask about your opinions of the information you saw or heard. If you have seen or heard more than one ad, please think about your favorite ad when answering these questions. The information about underage drinking that I saw or heard grabbed my attention.

Response	6	8	10	12	Total	
NO!	21.8	16.0	15.5	12.7	16.7	
no	9.6	18.1	25.6	20.5	18.1	
yes	17.7	29.7	31.5	39.3	29.1	
YES!	26.6	22.2	17.2	16.6	21.0	
I have not seen or heard any ads about underage drinking in the past 12 months.	24.4	14.0	10.1	10.9	15.1	
N of Valid	271	343	238	229	1081	
N of Miss	92	80	92	26	290	

Table 258: The next questions ask about your opinions of the information you saw or heard. If you have seen or heard more than one ad, please think about your favorite ad when answering these questions. The information about underage drinking that I saw or heard said something important to me.

Response	6	8	10	12	Total	
NO!	17.7	15.1	18.5	14.0	16.3	
no	11.1	19.5	27.7	27.5	20.9	
yes	17.7	27.9	26.1	30.6	25.5	
YES!	29.5	23.5	17.2	17.0	22.3	
I have not seen or heard any ads about underage drinking in the past 12 months.	24.0	14.0	10.5	10.9	15.1	
N of Valid	271	344	238	229	1082	
N of Miss	95	80	92	26	293	

Table 259: The next questions ask about your opinions of the information you saw or heard. If you have seen or heard more than one ad, please think about your favorite ad when answering these questions. Seeing or hearing this information about underage drinking made me want to stop or decrease my drinking.










Response	6	8	10	12	Total	
NO!	18.7	19.5	21.8	17.7	19.4	
no	5.6	12.2	22.7	26.1	15.9	
yes	7.1	15.2	20.5	27.0	17.0	
YES!	29.8	28.9	21.0	15.9	24.5	
I have not seen or heard any ads about underage drinking in the past 12 months.	38.9	24.3	14.0	13.3	23.2	
N of Valid	252	329	229	226	1036	
N of Miss	114	94	101	29	338	

Table 260: How honest were you in filling out this survey?

Response	6	8	10	12	Total	
I was very honest	91.2	84.9	87.7	80.0	86.1	
I was honest pretty much of the time	7.7	12.3	10.3	15.2	11.3	
I was honest some of the time	0.4	2.3	0.8	3.5	1.7	
I was honest once in a while	0.7	0.6	1.2	1.3	0.9	
I was not honest at all	0.0	0.0	0.0	0.0	0.0	
N of Valid	284	351	252	230	1117	
N of Miss	82	74	78	25	259	