

2010 APNA



Arkansas Prevention Needs Assessment Student Survey

Independence County Tables

Arkansas Department of Human Services
Division of Behavioral Sciences
Office of Alcohol and Drug Abuse Prevention

Conducted by International Survey Associates dba Pride Surveys

Contents

1	INTRODUCTION	11
2	PERCENTAGE TABLES	16

List of Tables

1	Sex	17
2	Age	17
3	Are you Hispanic or Latino?	17
4	What is your race? Black or African American	18
5	What is your race? Asian	18
6	What is your race? American Indian	18
7	What is your race? Alaska Native	18
8	What is your race? White	19
9	What is your race? Native Hawaiian or Other Pacific Islander	19
10	What is your race? Other	19
11	What is the highest level of schooling completed by your mother or father?	20
12	Think of where you live most of the time. Which of the following people live there with you? Mother	20
13	Think of where you live most of the time. Which of the following people live there with you? Stepmother	20
14	Think of where you live most of the time. Which of the following people live there with you? Foster Mother	21
15	Think of where you live most of the time. Which of the following people live there with you? Grandmother	21
16	Think of where you live most of the time. Which of the following people live there with you? Aunt	21
17	Think of where you live most of the time. Which of the following people live there with you? Father	21
18	Think of where you live most of the time. Which of the following people live there with you? Stepfather	22
19	Think of where you live most of the time. Which of the following people live there with you? Foster Father	22
20	Think of where you live most of the time. Which of the following people live there with you? Grandfather	22
21	Think of where you live most of the time. Which of the following people live there with you? Uncle	22
22	Think of where you live most of the time. Which of the following people live there with you? Other Adults	23
23	Think of where you live most of the time. Which of the following people live there with you? Brother(s)	23
24	Think of where you live most of the time. Which of the following people live there with you? Stepbrother(s)	23
25	Think of where you live most of the time. Which of the following people live there with you? Sister(s)	23
26	Think of where you live most of the time. Which of the following people live there with you? Stepsister(s)	24

27	Think of where you live most of the time. Which of the following people live there with you? Other Children	24
28	In my school, students have lots of chances to help decide things like class activities and rules.	24
29	Teachers ask me to work on special classroom projects.	24
30	My teacher(s) notices when I am doing a good job and lets me know about it.	25
31	There are lots of chances for students in my school to get involved in sports, clubs, and other school activities outside of class.	25
32	There are lots of chances for students in my school to talk with a teacher one-on-one.	25
33	I feel safe at my school.	26
34	The school lets my parents know when I have done something well.	26
35	My teachers praise me when I work hard in school.	26
36	Are your school grades better than the grades of most students in your class?	27
37	I have lots of chances to be part of class discussions or activities.	27
38	Now thinking back over the past year in school, how often did you: enjoy being in school?	27
39	Now thinking back over the past year in school, how often did you: hate being in school?	28
40	Now thinking back over the past year in school, how often did you: try to do your best work in school?	28
41	How often do you feel that the school work you are assigned is meaningful and important?	28
42	Putting them all together, what were your grades like last year?	29
43	How important do you think the things you are learning in school are going to be for your later life?	29
44	How interesting are most of your courses to you?	29
45	During the LAST FOUR WEEKS how many whole days of school have you missed because you skipped or 'cut'?	30
46	What are the chances you would be seen as cool if you: smoked cigarettes?	30
47	What are the chances you would be seen as cool if you: worked hard at school?	30
48	What are the chances you would be seen as cool if you: began drinking alcoholic beverages regularly, that is, at least once or twice a month?	31
49	What are the chances you would be seen as cool if you: defended someone who was being verbally abused at school?	31
50	What are the chances you would be seen as cool if you: smoked marijuana?	31
51	What are the chances you would be seen as cool if you: carried a handgun?	32

52	What are the chances you would be seen as cool if you: regularly volunteered to do community service?	32
53	Think of your four best friends (the friends you feel closest to). In the past year (12 months), how many of your best friends have: participated in clubs, organizations or activities at school?	32
54	Think of your four best friends (the friends you feel closest to). In the past year (12 months), how many of your best friends have: smoked cigarettes?	33
55	Think of your four best friends (the friends you feel closest to). In the past year (12 months), how many of your best friends have: tried beer, wine or hard liquor (for example, vodka, whiskey, or gin) when their parents didn't know about it?	33
56	Think of your four best friends (the friends you feel closest to). In the past year (12 months), how many of your best friends have: made a commitment to stay drug-free?	33
57	Think of your four best friends (the friends you feel closest to). In the past year (12 months), how many of your best friends have: used marijuana?	34
58	Think of your four best friends (the friends you feel closest to). In the past year (12 months), how many of your best friends have: tried to do well in school?	34
59	Think of your four best friends (the friends you feel closest to). In the past year (12 months), how many of your best friends have: used LSD, cocaine, amphetamines, or other illegal drugs?	34
60	Think of your four best friends (the friends you feel closest to). In the past year (12 months), how many of your best friends have: been suspended from school?	35
61	Think of your four best friends (the friends you feel closest to). In the past year (12 months), how many of your best friends have: liked school?	35
62	Think of your four best friends (the friends you feel closest to). In the past year (12 months), how many of your best friends have: carried a handgun?	35
63	Think of your four best friends (the friends you feel closest to). In the past year (12 months), how many of your best friends have: sold illegal drugs?	36
64	Think of your four best friends (the friends you feel closest to). In the past year (12 months), how many of your best friends have: regularly attended religious services?	36
65	Think of your four best friends (the friends you feel closest to). In the past year (12 months), how many of your best friends have: stolen or tried to steal a motor vehicle such as a car or motorcycle?	36
66	Think of your four best friends (the friends you feel closest to). In the past year (12 months), how many of your best friends have: been arrested?	37

67	Think of your four best friends (the friends you feel closest to). In the past year (12 months), how many of your best friends have: dropped out of school?	37
68	Think of your four best friends (the friends you feel closest to). In the past year (12 months), how many of your best friends have: been members of a gang?	37
69	How old were you when you first: smoked marijuana?	38
70	How old were you when you first: smoked a cigarette, even just a puff?	38
71	How old were you when you first: had more than a sip or two of beer, wine or hard liquor (for example, vodka, whiskey, or gin)? . . .	39
72	How old were you when you first: began drinking alcoholic beverages regularly, that is, at least once or twice a month?	39
73	How old were you when you first: used phenoxydine (pox, px, breeze)?	40
74	How old were you when you first: got suspended from school? . . .	40
75	How old were you when you first: got arrested?	41
76	How old were you when you first: carried a handgun?	41
77	How old were you when you first: attacked someone with the idea of seriously hurting them?	42
78	How old were you when you first: belonged to a gang?	42
79	How wrong do you think it is for someone your age to: take a handgun to school?	43
80	How wrong do you think it is for someone your age to: steal anything worth more than \$5?	43
81	How wrong do you think it is for someone your age to: pick a fight with someone?	43
82	How wrong do you think it is for someone your age to: attack someone with the idea of seriously hurting them?	44
83	How wrong do you think it is for someone your age to: stay away from school all day when their parents think they are at school? . .	44
84	How wrong do you think it is for someone your age to: drink beer, wine or hard liquor (for example, vodka, whiskey, or gin) regularly? .	44
85	How wrong do you think it is for someone your age to: smoke cigarettes?	45
86	How wrong do you think it is for someone your age to: smoke marijuana?	45
87	How wrong do you think it is for someone your age to: use LSD, cocaine, amphetamines or another illegal drug?	45
88	At school during the past 12 months, did you receive help from the resource teacher, speech therapist or other special education teacher?	46
89	How many times in the past year (12 months) have you: been suspended from school?	46
90	How many times in the past year (12 months) have you: carried a handgun?	46

91	How many times in the past year (12 months) have you: sold illegal drugs?	47
92	How many times in the past year (12 months) have you: stolen or tried to steal a motor vehicle such as a car or motorcycle?	47
93	How many times in the past year (12 months) have you: participated in clubs, organizations or activities at school?	48
94	How many times in the past year (12 months) have you: been arrested?	48
95	How many times in the past year (12 months) have you: done extra work on your own for school?	49
96	How many times in the past year (12 months) have you: attacked someone with the idea of seriously hurting them?	49
97	How many times in the past year (12 months) have you: been drunk or high at school?	50
98	How many times in the past year (12 months) have you: volunteered to do community service?	50
99	How many times in the past year (12 months) have you: taken a handgun to school?	51
100	Are you currently on probation, or assigned a probation officer with Juvenile Court?	51
101	Have you ever belonged to a gang?	51
102	If you have ever belonged to a gang, did that gang have a name? . .	52
103	How many times have you done the following things? done what feels good no matter what.	52
104	How many times have you done the following things? done something dangerous because someone dared you to do it.	52
105	How many times have you done the following things? done crazy things even if they are a little dangerous.	53
106	You're looking at CD's in a music store with a friend. You look up and see her slip a CD under her coat. She smiles and says 'Which one do you want? Go ahead, take it while nobody's around.' There is nobody in sight, no employees and no other customers. What would you do now?	53
107	You are visiting another part of town, and you don't know any of the people your age there. You are walking down the street, and some teenager you don't know is walking toward you. He is about your size, and as he is about to pass you, he deliberately bumps into you and you almost lose your balance. What would you say or do? .	53
108	You are at a party at someone's house, and one of your friends offers you a drink containing alcohol. What would you say or do?	54
109	It's 8:00 on a weeknight and you are about to go over to a friend's home when your mother asks you where you are going. You say 'Oh, just going to go hang out with some friends.' She says, 'No, you'll just get into trouble if you go out. Stay home tonight.' What would you do now?	54
110	How often do you attend religious services or activities?	54

111	I do the opposite of what people tell me, just to get them mad. . . .	55
112	I like to see how much I can get away with.	55
113	I ignore rules that get in my way.	55
114	I think sometimes it's okay to cheat at school.	56
115	It is important to think before you act.	56
116	Sometimes I think that life is not worth it.	56
117	At times I think I am no good at all.	57
118	All in all, I am inclined to think that I am a failure.	57
119	In the past year, have you felt depressed or sad MOST days, even if you felt okay sometimes?	57
120	It is all right to beat up people if they start the fight.	58
121	I think it is okay to take something without asking if you can get away with it.	58
122	Sometimes we don't know what we will do as adults, but we may have an idea. Please answer how true these statements may be for you. WHEN I AM AN ADULT I WILL: smoke cigarettes.	58
123	Sometimes we don't know what we will do as adults, but we may have an idea. Please answer how true these statements may be for you. WHEN I AM AN ADULT I WILL: drink beer, wine, or liquor.	59
124	Sometimes we don't know what we will do as adults, but we may have an idea. Please answer how true these statements may be for you. WHEN I AM AN ADULT I WILL: smoke marijuana.	59
125	Sometimes we don't know what we will do as adults, but we may have an idea. Please answer how true these statements may be for you. WHEN I AM AN ADULT I WILL: use LSD, cocaine, amphetamines or another illegal drug.	59
126	How much do you think people risk harming themselves (physically or in other ways) if they: smoked one or more packs of cigarettes per day?	60
127	How much do you think people risk harming themselves (physically or in other ways) if they: try marijuana once or twice?	60
128	How much do you think people risk harming themselves (physically or in other ways) if they: smoke marijuana regularly?	60
129	How much do you think people risk harming themselves (physically or in other ways) if they: take one or two drinks of an alcoholic beverage (beer, wine, liquor) nearly every day?	61
130	How much do you think people risk harming themselves (physically or in other ways) if they: have five or more drinks once or twice each weekend?	61
131	Have you ever used smokeless tobacco (chew, snuff, plug, dipping tobacco, or chewing tobacco)?	61
132	How often have you taken smokeless tobacco during the past 30 days?	62
133	Have you ever smoked cigarettes?	62
134	How frequently have you smoked cigarettes during the past 30 days?	62

135	Which statement best describes rules about smoking inside your home?	63
136	Which statement best describes rules about smoking in your family cars?	63
137	During this school year, were you taught in any of your classes about the dangers of tobacco use?	64
138	During the past 12 months, have you participated in any community activities to discourage people your age from using cigarettes, chewing tobacco, snuff, dip or cigars?	64
139	On how many occasions have you had alcoholic beverages (beer, wine or hard liquor) to drink in your lifetime - more than just a few sips?	64
140	On how many occasions have you had beer, wine or hard liquor to drink during the past 30 days?	65
141	On how many occasions have you used marijuana (grass, pot) or hashish (hash, hash oil) in your lifetime?	65
142	On how many occasions have you used marijuana (grass, pot) or hashish (hash, hash oil) during the past 30 days?	65
143	On how many occasions have you used LSD or other psychedelics in your lifetime?	66
144	On how many occasions have you used LSD or other psychedelics during the past 30 days?	66
145	On how many occasions have you used cocaine or crack in your lifetime?	66
146	On how many occasions have you used cocaine or crack during the past 30 days?	67
147	On how many occasions have you sniffed glue, breathed the contents of an aerosol spray can, or inhaled other gases or sprays, in order to get high in your lifetime?	67
148	On how many occasions have you sniffed glue, breathed the contents of an aerosol spray can, or inhaled other gases or sprays, in order to get high during the past 30 days?	68
149	On how many occasions have you used phenoxydine (pox, px, breeze) in your lifetime?	68
150	On how many occasions have you used phenoxydine (pox, px, breeze) during the past 30 days?	69
151	On how many occasions have you used sedatives (tranquilizers, such as Valium or Xanax, barbiturates, or sleeping pills) without a doctor telling you to take them, in your lifetime?	69
152	On how many occasions have you used sedatives (tranquilizers, such as Valium or Xanax, barbiturates, or sleeping pills) without a doctor telling you to take them, during the past 30 days?	70
153	On how many occasions have you used methamphetamines (meth, speed, crank, crystal meth) in your lifetime?	70

154	On how many occasions have you used methamphetamines (meth, speed, crank, crystal meth) in the past 30 days?	71
155	On how many occasions have you used stimulants, other than Methamphetamines (such as amphetamines, Ritalin or Dexedrine) without a doctor telling you to take them, in your lifetime?	71
156	On how many occasions have you used stimulants, other than Methamphetamines (such as amphetamines, Ritalin or Dexedrine) without a doctor telling you to take them, during the past 30 days?	72
157	On how many occasions have you used heroin or other opiates in your lifetime?	72
158	On how many occasions have you used heroin or other opiates during the past 30 days?	73
159	On how many occasions have you used MDMA ('X', 'E', or ecstasy) in your lifetime?	73
160	On how many occasions have you used MDMA ('X', 'E', or ecstasy) during the past 30 days?	73
161	On how many occasions have you taken prescription drugs (such as Valium, Xanax, Ritalin, Adderall, OxyContin, Darvocet, or sleeping pills) on your own-that is, without a doctor telling you to take them in your lifetime?	74
162	On how many occasions have you taken prescription drugs (such as Valium, Xanax, Ritalin, Adderall, OxyContin, Darvocet, or sleeping pills) on your own-that is, without a doctor telling you to take them during the past 30 days?	74
163	On how many occasions have you taken non-prescription medicines such as diet pills (for example, Dietac, Dexatrim or Prolamine), stay-awake pills (for example No-Doz, Vivarin, or Wake), or cough or cold medicines (robos, DXM, etc.) to get high in your lifetime?	75
164	On how many occasions have you taken non-prescription medicines such as diet pills (for example, Dietac, Dexatrim or Prolamine), stay-awake pills (for example No-Doz, Vivarin, or Wake), or cough or cold medicines (robos, DXM, etc.) to get high during the past 30 days?	75
165	On how many occasions have you been drunk or very high from drinking alcoholic beverages during the past 30 days?	76
166	On how many occasions have you drunk flavored alcoholic beverages, sometimes called 'alcopops' (like Mike's Hard Lemonade, Smirnoff Ice, Bacardi Breezers, etc.) in your lifetime?	76
167	On how many occasions have you drunk flavored alcoholic beverages, sometimes called 'alcopops' (like Mike's Hard Lemonade, Smirnoff Ice, Bacardi Breezers, etc.) during the past 30 days?	77
168	Think back over the last two weeks. How many times have you had five or more alcoholic drinks in a row?	77
169	During the past 30 days, how many times did you ride in a car or other vehicle driven by someone who had been drinking alcohol?	77

170	During the past 30 days, how many times did you drive a car or other vehicle when you had been drinking alcohol?	78
171	If you drank alcohol (not just a sip or taste) in the past year, how did you usually get it?	78
172	If you drank alcohol (not just a sip or taste) in the past year, where did you usually drink it?	79
173	During the last month, about how many marijuana cigarettes, or the equivalent, did you smoke a day, on the average?	79
174	How wrong would most adults (over 21) in your neighborhood think it is for kids your age: to use marijuana?	80
175	How wrong would most adults (over 21) in your neighborhood think it is for kids your age: to drink alcohol?	80
176	How wrong would most adults (over 21) in your neighborhood think it is for kids your age: to smoke cigarettes?	80
177	How much do each of the following statements describe your neighborhood? crime and/or drug selling	81
178	How much do each of the following statements describe your neighborhood? fights	81
179	How much do each of the following statements describe your neighborhood? lots of empty or abandoned buildings	81
180	How much do each of the following statements describe your neighborhood? lots of graffiti	82
181	If I had to move, I would miss the neighborhood I now live in.	82
182	My neighbors notice when I am doing a good job and let me know about it.	82
183	I like my neighborhood.	83
184	There are lots of adults in my neighborhood I could talk to about something important.	83
185	I'd like to get out of my neighborhood.	83
186	There are people in my neighborhood who are proud of me when I do something well.	84
187	There are people in my neighborhood who encourage me to do my best.	84
188	I feel safe in my neighborhood.	84
189	Which of the following activities for people your age are available in your community? sports teams?	85
190	Which of the following activities for people your age are available in your community? scouting?	85
191	Which of the following activities for people your age are available in your community? boys and girls clubs?	85
192	Which of the following activities for people your age are available in your community? 4-H clubs?	85
193	Which of the following activities for people your age are available in your community? service clubs?	86

194	If a kid smoked marijuana in your neighborhood would he or she be caught by the police?	86
195	If a kid drank some beer, wine or hard liquor (for example, vodka, whiskey, or gin) in your neighborhood would he or she be caught by the police?	86
196	If a kid carried a handgun in your neighborhood would he or she be caught by the police?	87
197	If you wanted to get some cigarettes, how easy would it be for you to get some?	87
198	If you wanted to get some beer, wine or hard liquor (for example, vodka, whiskey, or gin), how easy would it be for you to get some?	87
199	If you wanted to get a drug like cocaine, LSD, or amphetamines, how easy would it be for you to get some?	88
200	If you wanted to get a handgun, how easy would it be for you to get one?	88
201	If you wanted to get some marijuana, how easy would it be for you to get some?	88
202	During the past 12 months, have you participated in any alcohol prevention programs or seen any alcohol prevention messages in your school or community? Yes, a school-based program focused on preventing underage drinking and/or drinking and driving.	89
203	During the past 12 months, have you participated in any alcohol prevention programs or seen any alcohol prevention messages in your school or community? Yes, a community-based program focused on preventing underage drinking and/or drinking and driving (for example, through your church or temple or through youth groups like Boys and Girls Club or 4-H).	89
204	During the past 12 months, have you participated in any alcohol prevention programs or seen any alcohol prevention messages in your school or community? Yes, a media campaign addressing underage drinking and/or drinking and driving (for example, newspaper ads, posters, pamphlets, radio, TV).	89
205	During the past 12 months, have you participated in any alcohol prevention programs or seen any alcohol prevention messages in your school or community? No	89
206	How wrong do your parents feel it would be for YOU to: drink beer, wine or hard liquor (for example, vodka, whiskey or gin) regularly?	90
207	How wrong do your parents feel it would be for YOU to: smoke cigarettes?	90
208	How wrong do your parents feel it would be for YOU to: smoke marijuana?	90
209	How wrong do your parents feel it would be for YOU to: steal something worth more than \$5?	91

210	How wrong do your parents feel it would be for YOU to: draw graffiti, write things, or draw pictures on buildings or other property (without the owner's permission)?	91
211	How wrong do your parents feel it would be for YOU to: pick a fight with someone?	91
212	During the past 12 months, have you talked with at least one of your parents about the dangers of underage drinking and/or drinking and driving? By parents, we mean either your biological parents, adoptive parents, stepparents, or adult guardians - whether or not they live with you.	92
213	Have any of your brothers or sisters ever: drunk beer, wine or hard liquor (for example, vodka, whiskey or gin)?	92
214	Have any of your brothers or sisters ever: smoked marijuana?	92
215	Have any of your brothers or sisters ever: smoked cigarettes?	92
216	Have any of your brothers or sisters ever: taken a handgun to school?	93
217	Have any of your brothers or sisters ever: been suspended or expelled from school?	93
218	The rules in my family are clear.	93
219	People in my family often insult or yell at each other.	94
220	When I am not at home, one of my parents knows where I am and who I am with.	94
221	We argue about the same things in my family over and over.	94
222	If you drank some beer or wine or liquor (for example, vodka, whiskey, or gin) without your parents' permission, would you be caught by your parents?	95
223	My family has clear rules about alcohol and drug use.	95
224	If you carried a handgun without your parents' permission, would you be caught by your parents?	95
225	If you skipped school would you be caught by your parents?	96
226	Do you feel very close to your mother?	96
227	Do you share your thoughts and feelings with your mother?	96
228	My parents ask me what I think before most family decisions affecting me are made.	97
229	Do you share your thoughts and feelings with your father?	97
230	Do you enjoy spending time with your mother?	97
231	Do you enjoy spending time with your father?	98
232	If I had a personal problem, I could ask my mom or dad for help.	98
233	Do you feel very close to your father?	98
234	My parents give me lots of chances to do fun things with them.	99
235	My parents ask if I've gotten my homework done.	99
236	People in my family have serious arguments.	99
237	Would your parents know if you did not come home on time?	100
238	It is important to be honest with your parents, even if they become upset or you get punished.	100

239	My parents notice when I am doing a good job and let me know about it.	100
240	How often do your parents tell you they're proud of you for something you've done?	101
241	How many brothers and sisters, including stepbrothers and sisters, do you have that are younger than you?	101
242	How many brothers and sisters, including stepbrothers and sisters, do you have that are older than you?	101
243	Have you changed homes in the past year (the last 12 months)?	102
244	How many times have you changed homes since kindergarten?	102
245	Have you changed schools (including changing from elementary to middle and middle to high school) in the past year?	102
246	How many times have you changed schools since kindergarten (including changing from elementary to middle and middle to high school)?	103
247	Has anyone in your family ever had severe alcohol or drug problems?	103
248	About how many adults (over 21) have you known personally who in the past year have: used marijuana, crack, cocaine, or other drugs?	103
249	About how many adults (over 21) have you known personally who in the past year have: sold or dealt drugs?	104
250	About how many adults (over 21) have you known personally who in the past year have: done other things that could get them in trouble with the police, like stealing, selling stolen goods, mugging or assaulting others, etc.?	104
251	About how many adults (over 21) have you known personally who in the past year have: gotten drunk or high?	104
252	Have you seen or heard information about underage drinking in the past 12 months from the following sources? Radio	105
253	Have you seen or heard information about underage drinking in the past 12 months from the following sources? TV.	105
254	Have you seen or heard information about underage drinking in the past 12 months from the following sources? Print. This includes information on underage drinking you may have seen in the newspaper, on a billboard, in pamphlets, on stickers, etc.	105
255	Have you seen or heard information about underage drinking in the past 12 months from the following sources? Website or social media? (Facebook, Myspace, website, etc.)	105
256	The next questions ask about your opinions of the information you saw or heard. If you have seen or heard more than one ad, please think about your favorite ad when answering these questions. The information about underage drinking that I saw or heard was convincing.	106

257	The next questions ask about your opinions of the information you saw or heard. If you have seen or heard more than one ad, please think about your favorite ad when answering these questions. The information about underage drinking that I saw or heard grabbed my attention.	106
258	The next questions ask about your opinions of the information you saw or heard. If you have seen or heard more than one ad, please think about your favorite ad when answering these questions. The information about underage drinking that I saw or heard said something important to me.	106
259	The next questions ask about your opinions of the information you saw or heard. If you have seen or heard more than one ad, please think about your favorite ad when answering these questions. Seeing or hearing this information about underage drinking made me want to stop or decrease my drinking.	107
260	How honest were you in filling out this survey?	107

List of Figures

1	Grade Chart	12
2	Gender Chart	13
3	Age Chart	14
4	Ethnic Origin Chart	15

1 INTRODUCTION

This report was generated from data collected on the *2010 Arkansas Prevention Needs Assessment Student Survey*. This report contains basic frequency tables of all data collected and graphs on the selected demographic variables of grade, gender, age and ethnic origin. The graph on ethnic origin is represented as a bar chart rather than as a pie chart. This is because students were allowed to mark more than one response for ethnic origin as opposed to being allowed to mark only one response. The bars represent the percent of students who marked each of the ethnic categories.

Questions regarding the information found in this report can be directed to:

Pride Surveys

160 Vanderbilt Court
Bowling Green, KY 42103
1-800-279-6361
www.pridesurveys.com

Grade Chart

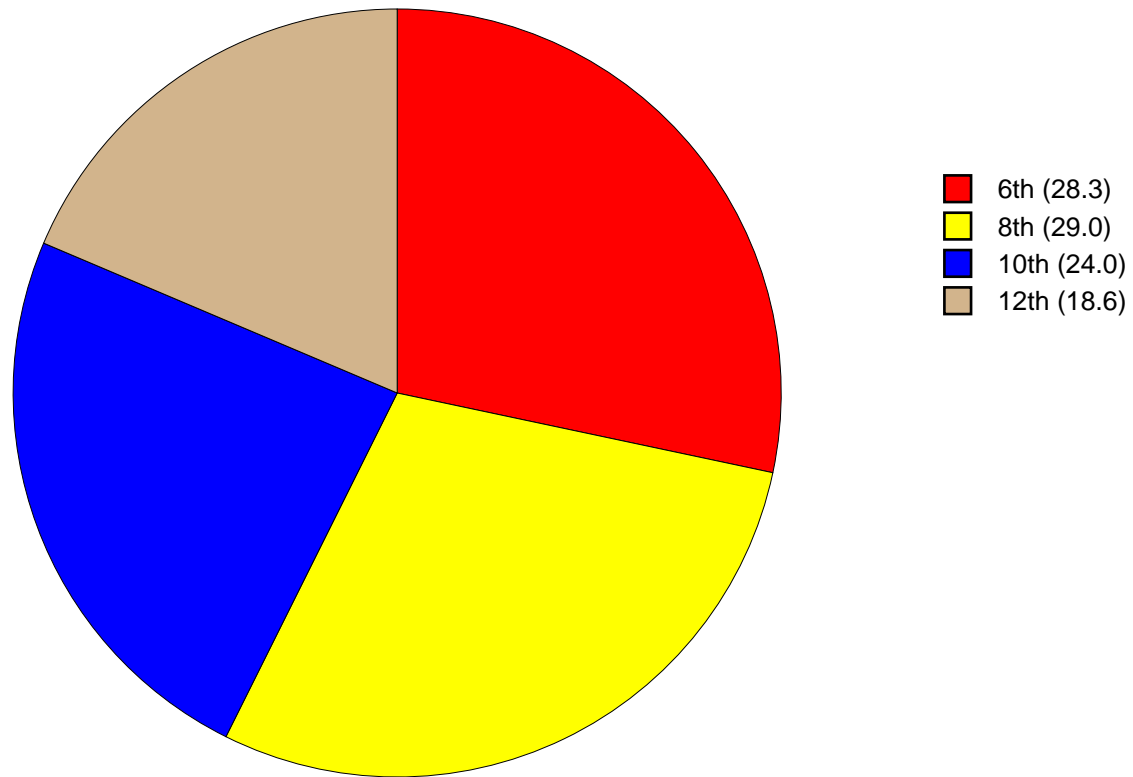


Figure 1: Grade Chart

Gender Chart

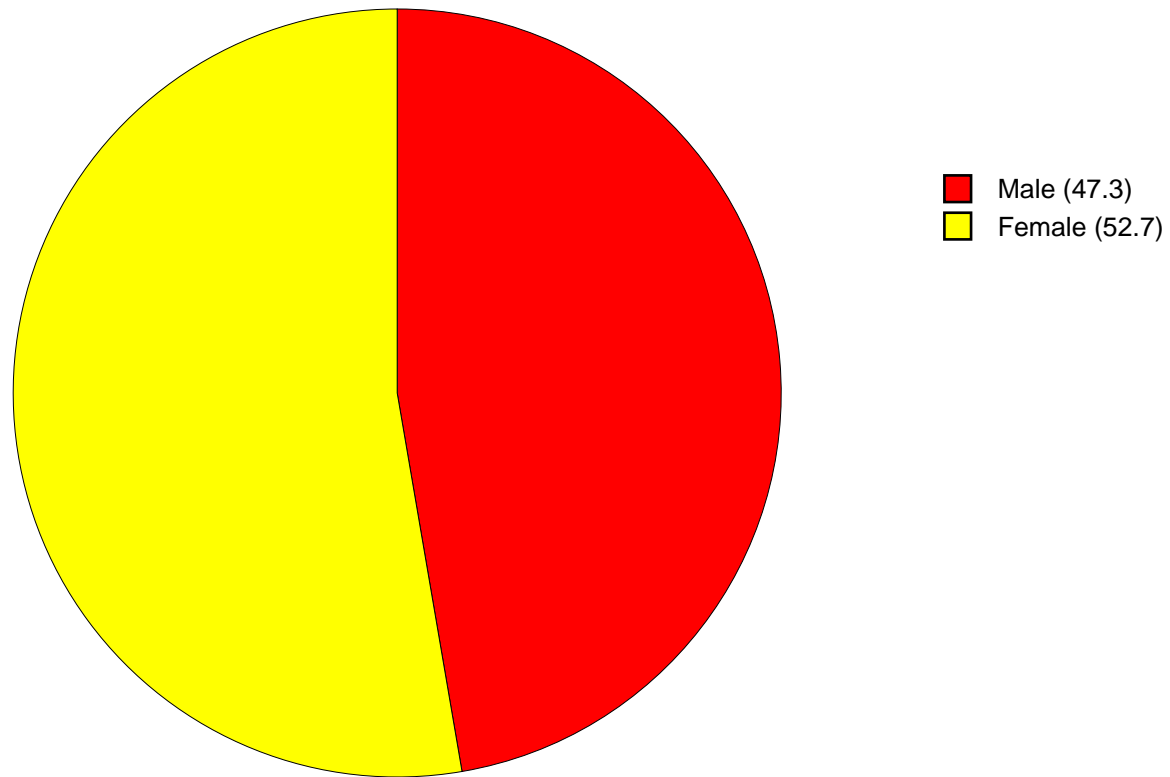


Figure 2: Gender Chart

Age Chart

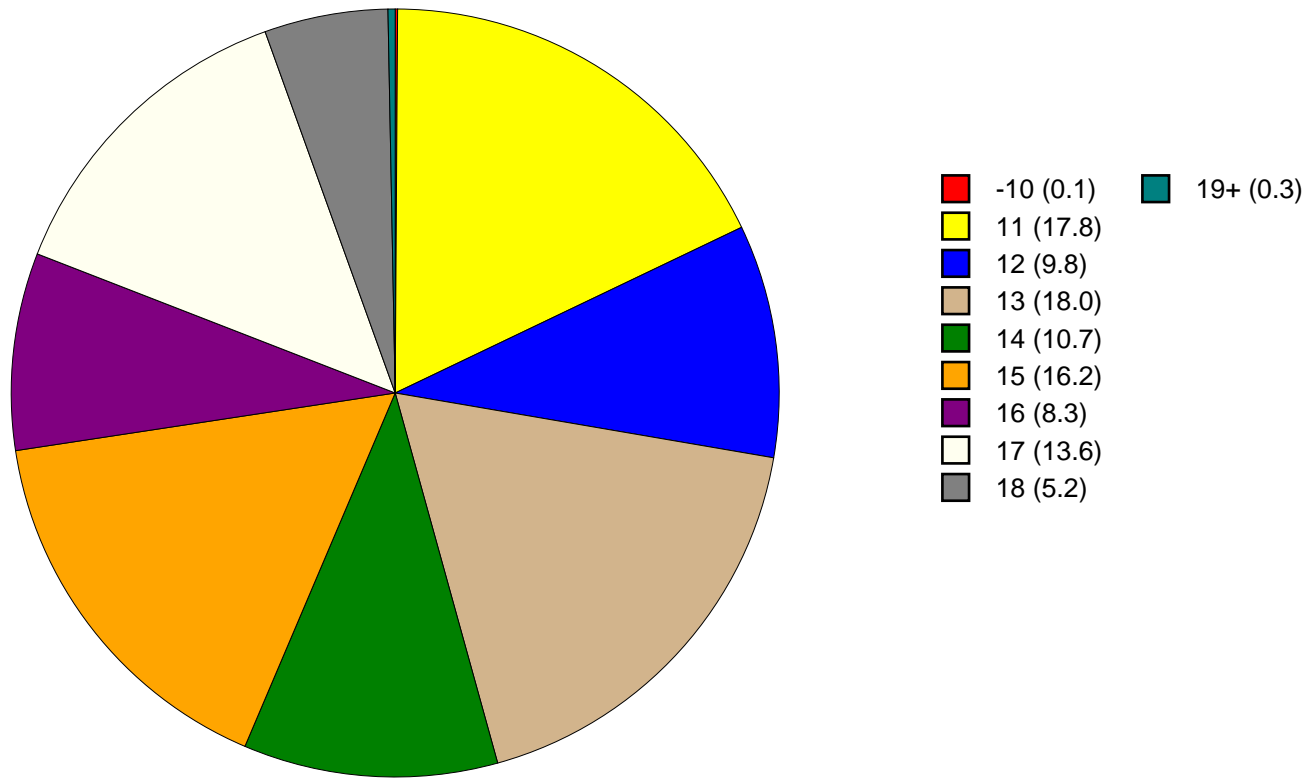


Figure 3: Age Chart

Ethnic Origin Chart

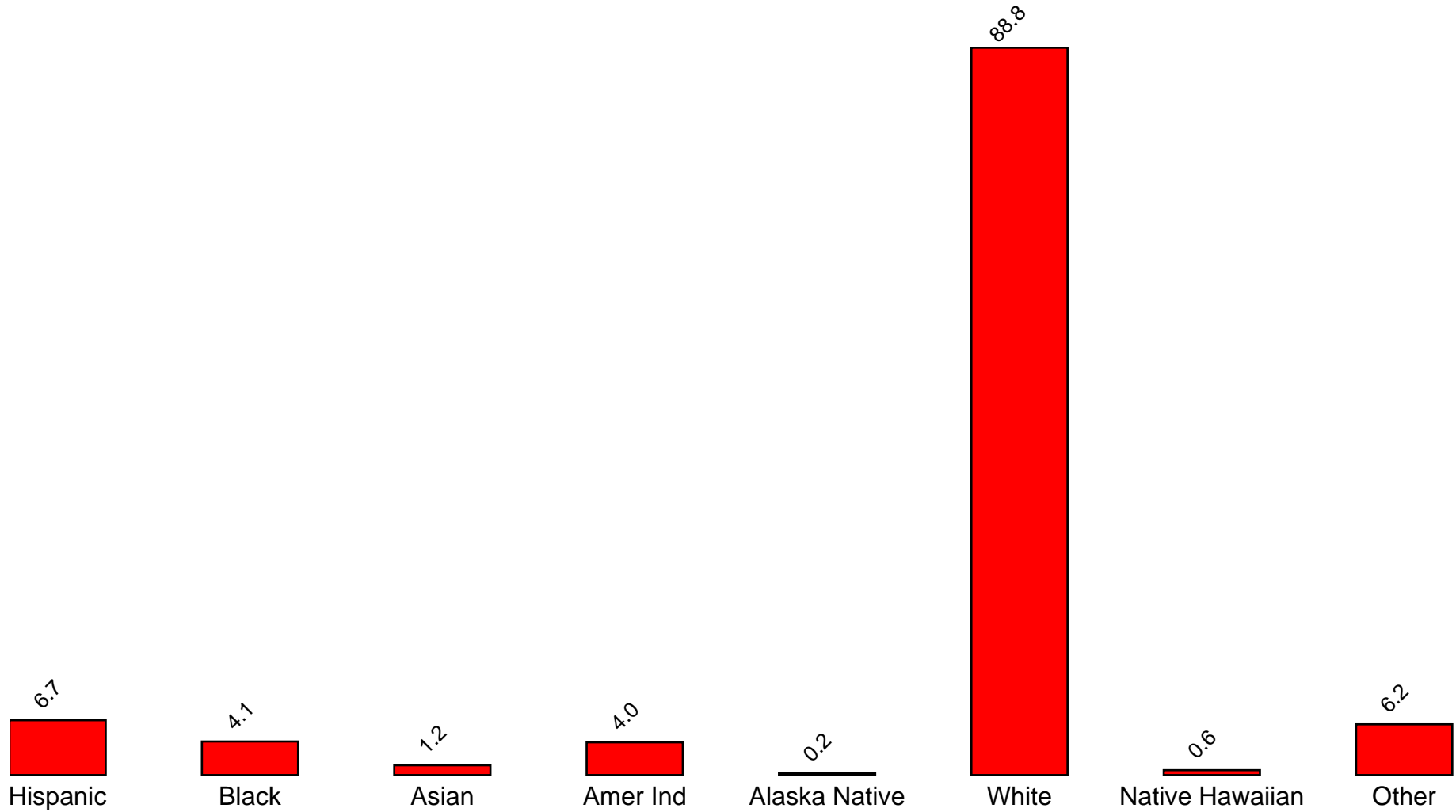


Figure 4: Ethnic Origin Chart

2 PERCENTAGE TABLES

The following tables contain frequency distribution detailing how your students responded to each question on the survey. The tables appear in the same order as the questions on the survey. The tables include breakdowns by grade level as well as overall percentages. The *N of Valid* row is a frequency count of the number of valid responses to each question for each grade and overall. The *N of Miss* row is a frequency count of the number of invalid (marked more than one response) or missing (i.e. did not respond) responses to each question for each grade and overall.

For the questions that allowed more than one response (i.e. race, live with, etc.) each response becomes a separate table. If a student did not mark the response, that was counted as a NO response, and if they did mark the response, that was counted as a YES response. Since a non response is a valid response for these questions, the *N of Miss* will always be zero for these questions.

Table 1: Sex



Response	6	8	10	12	Total	
Male	49.4	43.5	51.0	45.4	47.3	
Female	50.6	56.5	49.0	54.6	52.7	
N of Valid	346	352	294	227	1219	
N of Miss	2	4	1	2	9	

Table 2: Age











Response	6	8	10	12	Total	
10 or younger	0.3	0.0	0.0	0.0	0.1	
11	63.0	0.0	0.0	0.0	17.8	
12	34.4	0.3	0.0	0.0	9.8	
13	2.3	59.9	0.0	0.0	18.0	
14	0.0	36.7	0.3	0.0	10.7	
15	0.0	3.1	63.4	0.0	16.2	
16	0.0	0.0	34.2	0.4	8.3	
17	0.0	0.0	2.0	70.2	13.6	
18	0.0	0.0	0.0	27.6	5.2	
19 or older	0.0	0.0	0.0	1.8	0.3	
N of Valid	346	354	295	228	1223	
N of Miss	2	2	0	1	5	

Table 3: Are you Hispanic or Latino?



Response	6	8	10	12	Total	
No	93.4	91.0	94.1	95.6	93.3	
Yes	6.6	9.0	5.9	4.4	6.7	
N of Valid	334	343	288	227	1192	
N of Miss	14	13	7	2	36	

Table 4: What is your race? Black or African American



Response	6	8	10	12	Total	
No	95.4	95.2	94.9	99.1	95.9	
Yes	4.6	4.8	5.1	0.9	4.1	
N of Valid	348	356	295	229	1228	
N of Miss	0	0	0	0	0	

Table 5: What is your race? Asian



Response	6	8	10	12	Total	
No	98.9	99.7	98.0	98.3	98.8	
Yes	1.1	0.3	2.0	1.7	1.2	
N of Valid	348	356	295	229	1228	
N of Miss	0	0	0	0	0	

Table 6: What is your race? American Indian



Response	6	8	10	12	Total	
No	95.1	94.7	96.6	98.7	96.0	
Yes	4.9	5.3	3.4	1.3	4.0	
N of Valid	348	356	295	229	1228	
N of Miss	0	0	0	0	0	

Table 7: What is your race? Alaska Native



Response	6	8	10	12	Total	
No	99.7	100.0	99.7	100.0	99.8	
Yes	0.3	0.0	0.3	0.0	0.2	
N of Valid	348	356	295	229	1228	
N of Miss	0	0	0	0	0	

Table 8: What is your race? White



Response	6	8	10	12	Total	
No	12.4	12.6	11.5	7.0	11.2	
Yes	87.6	87.4	88.5	93.0	88.8	
N of Valid	348	356	295	229	1228	
N of Miss	0	0	0	0	0	

Table 9: What is your race? Native Hawaiian or Other Pacific Islander



Response	6	8	10	12	Total	
No	99.7	99.2	99.7	99.1	99.4	
Yes	0.3	0.8	0.3	0.9	0.6	
N of Valid	348	356	295	229	1228	
N of Miss	0	0	0	0	0	

Table 10: What is your race? Other



Response	6	8	10	12	Total	
No	92.0	91.9	96.6	96.1	93.8	
Yes	8.0	8.1	3.4	3.9	6.2	
N of Valid	348	356	295	229	1228	
N of Miss	0	0	0	0	0	

Table 11: What is the highest level of schooling completed by your mother or father?

Response	6	8	10	12	Total
Completed grade school or less	1.5	0.3	1.7	2.6	1.4
Some high school	1.8	8.9	8.4	9.7	6.9
Completed high school	10.2	16.7	21.7	24.2	17.5
Some college	12.3	16.4	18.2	21.6	16.7
Completed college	27.5	22.7	26.2	24.2	25.2
Graduate or professional school after college	14.1	11.2	9.4	9.7	11.3
Don't know	31.1	23.3	13.3	6.2	19.8
Does not apply	1.5	0.6	1.0	1.8	1.2
N of Valid	334	348	286	227	1195
N of Miss	9	6	1	1	17

Table 12: Think of where you live most of the time. Which of the following people live there with you? Mother

Response	6	8	10	12	Total
No	12.9	18.8	14.9	24.5	17.3
Yes	87.1	81.2	85.1	75.5	82.7
N of Valid	348	356	295	229	1228
N of Miss	0	0	0	0	0

Table 13: Think of where you live most of the time. Which of the following people live there with you? Stepmother

Response	6	8	10	12	Total
No	96.8	92.7	93.6	96.1	94.7
Yes	3.2	7.3	6.4	3.9	5.3
N of Valid	348	356	295	229	1228
N of Miss	0	0	0	0	0

Table 14: Think of where you live most of the time. Which of the following people live there with you? Foster Mother



Response	6	8	10	12	Total	
No	99.7	99.4	98.6	100.0	99.4	
Yes	0.3	0.6	1.4	0.0	0.6	
N of Valid	348	356	295	229	1228	
N of Miss	0	0	0	0	0	

Table 15: Think of where you live most of the time. Which of the following people live there with you? Grandmother



Response	6	8	10	12	Total	
No	91.1	90.4	93.2	90.0	91.2	
Yes	8.9	9.6	6.8	10.0	8.8	
N of Valid	348	356	295	229	1228	
N of Miss	0	0	0	0	0	

Table 16: Think of where you live most of the time. Which of the following people live there with you? Aunt



Response	6	8	10	12	Total	
No	96.8	97.8	97.3	97.8	97.4	
Yes	3.2	2.2	2.7	2.2	2.6	
N of Valid	348	356	295	229	1228	
N of Miss	0	0	0	0	0	

Table 17: Think of where you live most of the time. Which of the following people live there with you? Father



Response	6	8	10	12	Total	
No	39.9	43.3	47.1	45.4	43.6	
Yes	60.1	56.7	52.9	54.6	56.4	
N of Valid	348	356	295	229	1228	
N of Miss	0	0	0	0	0	

Table 18: Think of where you live most of the time. Which of the following people live there with you? Stepfather



Response	6	8	10	12	Total	
No	82.5	82.6	79.7	83.8	82.1	
Yes	17.5	17.4	20.3	16.2	17.9	
N of Valid	348	356	295	229	1228	
N of Miss	0	0	0	0	0	

Table 19: Think of where you live most of the time. Which of the following people live there with you? Foster Father



Response	6	8	10	12	Total	
No	99.7	99.4	99.0	100.0	99.5	
Yes	0.3	0.6	1.0	0.0	0.5	
N of Valid	348	356	295	229	1228	
N of Miss	0	0	0	0	0	

Table 20: Think of where you live most of the time. Which of the following people live there with you? Grandfather



Response	6	8	10	12	Total	
No	95.1	92.4	94.2	93.0	93.7	
Yes	4.9	7.6	5.8	7.0	6.3	
N of Valid	348	356	295	229	1228	
N of Miss	0	0	0	0	0	

Table 21: Think of where you live most of the time. Which of the following people live there with you? Uncle



Response	6	8	10	12	Total	
No	97.4	97.8	96.3	97.4	97.2	
Yes	2.6	2.2	3.7	2.6	2.8	
N of Valid	348	356	295	229	1228	
N of Miss	0	0	0	0	0	

Table 22: Think of where you live most of the time. Which of the following people live there with you? Other Adults



Response	6	8	10	12	Total	
No	96.0	95.8	95.6	96.5	95.9	
Yes	4.0	4.2	4.4	3.5	4.1	
N of Valid	348	356	295	229	1228	
N of Miss	0	0	0	0	0	

Table 23: Think of where you live most of the time. Which of the following people live there with you? Brother(s)



Response	6	8	10	12	Total	
No	50.0	61.0	56.6	60.3	56.7	
Yes	50.0	39.0	43.4	39.7	43.3	
N of Valid	348	356	295	229	1228	
N of Miss	0	0	0	0	0	

Table 24: Think of where you live most of the time. Which of the following people live there with you? Stepbrother(s)



Response	6	8	10	12	Total	
No	95.1	94.9	95.3	96.1	95.3	
Yes	4.9	5.1	4.7	3.9	4.7	
N of Valid	348	356	295	229	1228	
N of Miss	0	0	0	0	0	

Table 25: Think of where you live most of the time. Which of the following people live there with you? Sister(s)



Response	6	8	10	12	Total	
No	55.2	61.2	61.7	69.4	61.2	
Yes	44.8	38.8	38.3	30.6	38.8	
N of Valid	348	356	295	229	1228	
N of Miss	0	0	0	0	0	

Table 26: Think of where you live most of the time. Which of the following people live there with you? Stepsister(s)



Response	6	8	10	12	Total	
No	96.0	94.7	96.6	98.3	96.2	
Yes	4.0	5.3	3.4	1.7	3.8	
N of Valid	348	356	295	229	1228	
N of Miss	0	0	0	0	0	

Table 27: Think of where you live most of the time. Which of the following people live there with you? Other Children



Response	6	8	10	12	Total	
No	96.8	93.8	93.9	91.7	94.3	
Yes	3.2	6.2	6.1	8.3	5.7	
N of Valid	348	356	295	229	1228	
N of Miss	0	0	0	0	0	

Table 28: In my school, students have lots of chances to help decide things like class activities and rules.





Response	6	8	10	12	Total	
NO!	16.5	14.4	16.3	12.3	15.1	
no	35.6	43.6	37.4	37.9	38.8	
yes	40.6	35.1	39.8	40.5	38.8	
YES!	7.4	6.8	6.5	9.3	7.3	
N of Valid	340	353	294	227	1214	
N of Miss	8	3	1	2	14	

Table 29: Teachers ask me to work on special classroom projects.





Response	6	8	10	12	Total	
NO!	7.6	6.6	10.0	7.5	7.9	
no	35.0	39.1	45.4	35.8	38.9	
yes	42.6	43.4	39.5	49.1	43.3	
YES!	14.7	10.9	5.2	7.5	9.9	
N of Valid	340	350	291	226	1207	
N of Miss	8	6	4	3	21	

Table 30: My teacher(s) notices when I am doing a good job and lets me know about it.

Response	6	8	10	12	Total
NO!	5.0	4.6	6.5	4.0	5.1
no	12.3	21.7	27.5	18.2	19.8
yes	46.9	48.6	56.0	58.7	51.8
YES!	35.8	25.1	10.0	19.1	23.4
N of Valid	341	350	291	225	1207
N of Miss	7	6	4	4	21

Table 31: There are lots of chances for students in my school to get involved in sports, clubs, and other school activities outside of class.

Response	6	8	10	12	Total
NO!	1.8	1.4	0.7	1.3	1.3
no	7.6	6.0	4.8	3.5	5.7
yes	29.2	32.1	35.4	40.3	33.6
YES!	61.4	60.5	59.2	54.9	59.4
N of Valid	342	352	294	226	1214
N of Miss	6	3	1	3	13

Table 32: There are lots of chances for students in my school to talk with a teacher one-on-one.

Response	6	8	10	12	Total
NO!	3.8	2.8	4.1	1.8	3.2
no	15.6	19.8	19.0	12.4	17.1
yes	44.8	48.2	57.5	56.0	50.9
YES!	35.7	29.2	19.4	29.8	28.7
N of Valid	339	353	294	225	1211
N of Miss	9	3	1	4	17

Table 33: I feel safe at my school.


Response	6	8	10	12	Total	
NO!	2.6	5.1	6.1	3.1	4.3	
no	7.6	8.8	11.9	9.9	9.4	
yes	31.7	51.0	58.5	55.6	48.2	
YES!	58.1	35.1	23.5	31.4	38.1	
N of Valid	341	353	294	223	1211	
N of Miss	6	3	1	5	15	

Table 34: The school lets my parents know when I have done something well.

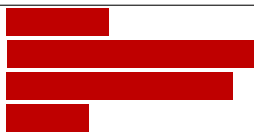
Response	6	8	10	12	Total	
NO!	8.3	16.7	16.1	16.9	14.2	
no	27.0	41.1	50.0	45.3	40.1	
yes	45.1	32.5	28.8	30.2	34.7	
YES!	19.6	9.8	5.1	7.6	11.0	
N of Valid	337	348	292	225	1202	
N of Miss	10	8	3	4	25	

Table 35: My teachers praise me when I work hard in school.

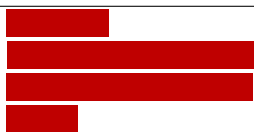
Response	6	8	10	12	Total	
NO!	17.5	11.2	16.3	11.9	14.3	
no	32.8	41.5	41.7	38.1	38.5	
yes	36.7	38.1	37.8	40.7	38.1	
YES!	13.0	9.2	4.2	9.3	9.1	
N of Valid	338	349	288	226	1201	
N of Miss	9	7	7	3	26	

Table 36: Are your school grades better than the grades of most students in your class?

Response	6	8	10	12	Total	
NO!	7.0	12.5	7.2	4.9	8.3	
no	28.4	27.9	33.4	26.2	29.1	
yes	44.0	40.5	45.9	45.8	43.7	
YES!	20.5	19.1	13.4	23.1	18.9	
N of Valid	341	351	290	225	1207	
N of Miss	7	5	5	4	21	

Table 37: I have lots of chances to be part of class discussions or activities.

Response	6	8	10	12	Total	
NO!	4.7	2.8	4.1	3.5	3.8	
no	11.7	14.7	15.8	11.5	13.5	
yes	46.6	55.2	64.7	63.7	56.7	
YES!	37.0	27.2	15.4	21.2	26.0	
N of Valid	341	353	292	226	1212	
N of Miss	7	2	3	3	15	

Table 38: Now thinking back over the past year in school, how often did you: enjoy being in school?

Response	6	8	10	12	Total	
Never	8.7	9.0	11.6	8.4	9.4	
Seldom	6.1	10.4	16.7	13.7	11.3	
Sometimes	34.3	39.4	40.3	40.7	38.4	
Often	27.9	25.4	22.9	29.2	26.2	
Almost always	23.0	15.8	8.5	8.0	14.6	
N of Valid	344	355	293	226	1218	
N of Miss	3	1	2	3	9	

Table 39: Now thinking back over the past year in school, how often did you: hate being in school?

Response	6	8	10	12	Total	
Never	17.6	7.1	2.1	2.7	8.1	
Seldom	30.3	32.5	22.9	26.8	28.5	
Sometimes	29.7	35.3	38.9	36.2	34.7	
Often	13.5	15.7	20.8	24.6	18.0	
Almost always	8.8	9.4	15.3	9.8	10.7	
N of Valid	340	351	288	224	1203	
N of Miss	8	4	7	5	24	

Table 40: Now thinking back over the past year in school, how often did you: try to do your best work in school?

Response	6	8	10	12	Total	
Never	0.3	0.6	1.4	0.9	0.7	
Seldom	0.3	1.1	1.7	6.3	2.0	
Sometimes	7.1	12.8	22.9	16.5	14.3	
Often	16.2	31.1	33.7	37.5	28.7	
Almost always	76.1	54.4	40.3	38.8	54.2	
N of Valid	339	351	288	224	1202	
N of Miss	7	5	7	5	24	

Table 41: How often do you feel that the school work you are assigned is meaningful and important?

Response	6	8	10	12	Total	
Never	6.8	4.8	9.6	11.1	7.7	
Seldom	7.1	17.8	26.8	23.6	18.0	
Sometimes	29.2	33.7	32.6	38.7	33.1	
Often	28.9	30.6	24.7	22.7	27.2	
Almost always	28.0	13.0	6.2	4.0	13.9	
N of Valid	339	353	291	225	1208	
N of Miss	8	3	4	4	19	

Table 42: Putting them all together, what were your grades like last year?






Response	6	8	10	12	Total	
Mostly F's	0.3	1.2	1.4	0.4	0.8	
Mostly D's	2.7	5.0	6.6	1.8	4.1	
Mostly C's	9.9	21.7	22.9	23.3	19.0	
Mostly B's	38.6	37.2	38.9	39.5	38.4	
Mostly A's	48.5	34.9	30.2	35.0	37.6	
N of Valid	332	341	288	223	1184	
N of Miss	2	5	3	4	14	

Table 43: How important do you think the things you are learning in school are going to be for your later life?






Response	6	8	10	12	Total	
Very important	47.1	31.4	18.1	8.9	28.4	
Quite important	33.3	32.2	27.6	23.6	29.8	
Fairly important	15.5	23.4	34.8	35.1	26.1	
Slightly important	3.5	11.6	15.4	28.4	13.3	
Not at all important	0.6	1.4	4.1	4.0	2.3	
N of Valid	342	354	293	225	1214	
N of Miss	5	1	2	4	12	

Table 44: How interesting are most of your courses to you?






Response	6	8	10	12	Total	
Very interesting and stimulating	18.0	8.0	4.5	4.0	9.2	
Quite interesting	36.4	26.1	18.2	17.3	25.4	
Fairly interesting	27.5	39.2	39.4	37.8	35.7	
Slightly dull	12.4	19.0	25.7	28.0	20.5	
Very dull	5.6	7.7	12.3	12.9	9.2	
N of Valid	338	352	292	225	1207	
N of Miss	10	3	2	4	19	

Table 45: During the LAST FOUR WEEKS how many whole days of school have you missed because you skipped or 'cut'?








Response	6	8	10	12	Total	
None	70.1	74.7	71.6	70.2	71.8	
1	12.2	13.1	9.9	14.2	12.3	
2	4.3	4.8	7.2	5.3	5.4	
3	6.1	3.1	5.5	4.9	4.9	
4-5	5.8	3.4	4.5	4.4	4.5	
6-10	1.2	0.3	1.0	0.9	0.8	
11 or more	0.3	0.6	0.3	0.0	0.3	
N of Valid	345	352	292	225	1214	
N of Miss	2	4	3	4	13	

Table 46: What are the chances you would be seen as cool if you: smoked cigarettes?






Response	6	8	10	12	Total	
No or very little chance	88.5	75.4	52.4	52.7	69.2	
Little chance	5.7	9.4	22.4	23.2	14.1	
Some chance	3.3	10.0	16.2	17.9	11.1	
Pretty good chance	1.5	3.7	4.5	4.0	3.3	
Very good chance	0.9	1.4	4.5	2.2	2.2	
N of Valid	331	350	290	224	1195	
N of Miss	11	1	5	5	22	

Table 47: What are the chances you would be seen as cool if you: worked hard at school?






Response	6	8	10	12	Total	
No or very little chance	5.7	8.6	18.5	13.8	11.2	
Little chance	9.0	17.2	23.3	25.4	17.9	
Some chance	15.5	21.8	28.1	33.5	23.8	
Pretty good chance	30.4	27.5	19.5	18.8	24.8	
Very good chance	39.4	24.9	10.6	8.5	22.4	
N of Valid	335	349	292	224	1200	
N of Miss	13	6	3	5	27	

Table 48: What are the chances you would be seen as cool if you: began drinking alcoholic beverages regularly, that is, at least once or twice a month?






Response	6	8	10	12	Total	
No or very little chance	84.0	63.5	39.2	30.8	57.3	
Little chance	8.3	13.3	15.5	18.8	13.4	
Some chance	3.3	13.6	17.9	25.0	13.8	
Pretty good chance	3.3	7.4	19.9	18.8	11.4	
Very good chance	1.2	2.3	7.6	6.7	4.1	
N of Valid	338	353	291	224	1206	
N of Miss	10	2	4	5	21	

Table 49: What are the chances you would be seen as cool if you: defended someone who was being verbally abused at school?






Response	6	8	10	12	Total	
No or very little chance	14.8	9.6	10.7	12.5	11.8	
Little chance	10.4	14.1	20.6	15.6	14.9	
Some chance	18.6	19.4	28.5	30.4	23.4	
Pretty good chance	23.1	30.4	24.4	26.8	26.2	
Very good chance	33.1	26.5	15.8	14.7	23.6	
N of Valid	338	355	291	224	1208	
N of Miss	10	1	4	5	20	

Table 50: What are the chances you would be seen as cool if you: smoked marijuana?






Response	6	8	10	12	Total	
No or very little chance	92.6	80.7	47.8	45.1	69.5	
Little chance	3.0	6.2	20.1	20.1	11.2	
Some chance	2.4	6.8	14.2	18.8	9.6	
Pretty good chance	0.6	3.1	8.7	8.5	4.7	
Very good chance	1.5	3.1	9.3	7.6	5.0	
N of Valid	336	353	289	224	1202	
N of Miss	12	3	5	5	25	

Table 51: What are the chances you would be seen as cool if you: carried a handgun?






Response	6	8	10	12	Total	
No or very little chance	81.0	79.6	70.9	70.1	76.1	
Little chance	10.7	8.5	17.3	15.6	12.6	
Some chance	3.9	5.1	5.5	8.5	5.5	
Pretty good chance	1.8	4.2	3.5	2.7	3.1	
Very good chance	2.7	2.5	2.8	3.1	2.7	
N of Valid	337	353	289	224	1203	
N of Miss	11	3	6	5	25	

Table 52: What are the chances you would be seen as cool if you: regularly volunteered to do community service?






Response	6	8	10	12	Total	
No or very little chance	22.1	27.6	34.7	25.0	27.3	
Little chance	19.4	25.4	25.1	29.9	24.5	
Some chance	18.8	24.2	24.1	27.7	23.3	
Pretty good chance	20.6	14.4	10.3	11.6	14.6	
Very good chance	19.1	8.5	5.8	5.8	10.3	
N of Valid	335	355	291	224	1205	
N of Miss	12	1	4	5	22	

Table 53: Think of your four best friends (the friends you feel closest to). In the past year (12 months), how many of your best friends have: participated in clubs, organizations or activities at school?






Response	6	8	10	12	Total	
0	8.0	9.6	10.0	12.0	9.7	
1	8.6	13.0	13.1	9.3	11.1	
2	16.0	20.6	16.5	17.8	17.8	
3	17.8	15.3	18.6	15.6	16.8	
4	49.7	41.5	41.9	45.3	44.6	
N of Valid	338	354	291	225	1208	
N of Miss	9	2	4	4	19	

Table 54: Think of your four best friends (the friends you feel closest to). In the past year (12 months), how many of your best friends have: smoked cigarettes?






Response	6	8	10	12	Total	
0	88.7	71.7	48.8	34.8	64.1	
1	5.3	16.9	21.5	24.1	16.1	
2	2.1	7.4	12.1	14.7	8.4	
3	2.4	2.0	6.2	10.7	4.8	
4	1.5	2.0	11.4	15.6	6.7	
N of Valid	337	350	289	224	1200	
N of Miss	10	5	6	5	26	

Table 55: Think of your four best friends (the friends you feel closest to). In the past year (12 months), how many of your best friends have: tried beer, wine or hard liquor (for example, vodka, whiskey, or gin) when their parents didn't know about it?






Response	6	8	10	12	Total	
0	85.8	56.8	32.6	23.4	53.0	
1	8.6	13.6	20.6	14.0	14.0	
2	3.3	11.4	10.7	15.8	9.7	
3	0.6	7.7	12.7	14.4	8.1	
4	1.8	10.5	23.4	32.4	15.2	
N of Valid	338	352	291	222	1203	
N of Miss	10	3	4	7	24	

Table 56: Think of your four best friends (the friends you feel closest to). In the past year (12 months), how many of your best friends have: made a commitment to stay drug-free?






Response	6	8	10	12	Total	
0	12.4	21.1	31.6	30.4	22.9	
1	4.4	9.1	13.5	17.4	10.4	
2	7.7	6.8	10.4	14.3	9.3	
3	10.0	11.7	10.4	9.8	10.6	
4	65.5	51.3	34.0	28.1	46.8	
N of Valid	339	351	288	224	1202	
N of Miss	9	4	7	5	25	

Table 57: Think of your four best friends (the friends you feel closest to). In the past year (12 months), how many of your best friends have: used marijuana?






Response	6	8	10	12	Total	
0	95.8	84.0	63.0	48.9	75.7	
1	1.5	7.7	17.6	17.5	10.2	
2	1.2	4.3	8.7	12.1	5.9	
3	0.0	2.0	3.5	10.3	3.3	
4	1.5	2.0	7.3	11.2	4.8	
N of Valid	336	350	289	223	1198	
N of Miss	12	4	6	6	28	

Table 58: Think of your four best friends (the friends you feel closest to). In the past year (12 months), how many of your best friends have: tried to do well in school?






Response	6	8	10	12	Total	
0	2.7	3.2	6.9	6.3	4.5	
1	3.6	6.0	7.2	7.6	5.9	
2	5.9	10.1	15.5	19.2	11.9	
3	14.5	21.0	27.1	25.4	21.5	
4	73.4	59.8	43.3	41.5	56.2	
N of Valid	338	348	291	224	1201	
N of Miss	10	6	4	5	25	

Table 59: Think of your four best friends (the friends you feel closest to). In the past year (12 months), how many of your best friends have: used LSD, cocaine, amphetamines, or other illegal drugs?






Response	6	8	10	12	Total	
0	96.2	91.3	86.6	83.9	90.2	
1	2.3	6.5	7.9	8.5	6.0	
2	0.0	1.4	3.4	4.0	2.0	
3	0.9	0.3	0.3	0.9	0.6	
4	0.6	0.6	1.7	2.7	1.2	
N of Valid	341	355	290	224	1210	
N of Miss	7	1	5	5	18	

Table 60: Think of your four best friends (the friends you feel closest to). In the past year (12 months), how many of your best friends have: been suspended from school?






Response	6	8	10	12	Total	
0	77.2	64.1	63.4	80.7	70.7	
1	11.6	15.5	20.7	11.7	15.0	
2	7.1	8.8	8.3	3.1	7.1	
3	2.1	5.6	2.8	3.1	3.5	
4	2.1	5.9	4.8	1.3	3.7	
N of Valid	337	354	290	223	1204	
N of Miss	10	1	5	6	22	

Table 61: Think of your four best friends (the friends you feel closest to). In the past year (12 months), how many of your best friends have: liked school?






Response	6	8	10	12	Total	
0	15.4	25.4	39.1	34.4	27.5	
1	10.4	14.4	14.5	11.2	12.7	
2	20.4	20.8	21.1	24.6	21.5	
3	21.6	20.0	15.6	14.3	18.3	
4	32.2	19.4	9.7	15.6	20.0	
N of Valid	338	355	289	224	1206	
N of Miss	9	1	6	5	21	

Table 62: Think of your four best friends (the friends you feel closest to). In the past year (12 months), how many of your best friends have: carried a handgun?






Response	6	8	10	12	Total	
0	94.3	93.5	91.4	91.5	92.9	
1	1.2	3.7	4.5	4.0	3.2	
2	2.4	0.8	2.4	2.7	2.0	
3	0.3	1.1	0.7	0.0	0.6	
4	1.8	0.8	1.0	1.8	1.3	
N of Valid	336	355	290	223	1204	
N of Miss	11	1	5	6	23	

Table 63: Think of your four best friends (the friends you feel closest to). In the past year (12 months), how many of your best friends have: sold illegal drugs?






Response	6	8	10	12	Total	
0	99.1	95.4	85.5	83.0	91.8	
1	0.3	2.0	8.6	8.9	4.4	
2	0.3	1.7	3.1	5.4	2.3	
3	0.0	0.6	1.7	1.3	0.8	
4	0.3	0.3	1.0	1.3	0.7	
N of Valid	340	351	290	224	1205	
N of Miss	8	5	5	5	23	

Table 64: Think of your four best friends (the friends you feel closest to). In the past year (12 months), how many of your best friends have: regularly attended religious services?






Response	6	8	10	12	Total	
0	25.0	16.3	15.9	20.5	19.4	
1	16.3	12.1	18.3	17.9	15.8	
2	10.8	19.7	21.5	27.2	19.1	
3	16.0	18.9	20.1	17.9	18.2	
4	31.9	33.0	24.2	16.5	27.5	
N of Valid	332	355	289	224	1200	
N of Miss	16	1	6	5	28	

Table 65: Think of your four best friends (the friends you feel closest to). In the past year (12 months), how many of your best friends have: stolen or tried to steal a motor vehicle such as a car or motorcycle?






Response	6	8	10	12	Total	
0	95.9	95.5	91.0	96.0	94.6	
1	1.8	3.4	5.9	3.1	3.5	
2	0.6	0.8	2.1	0.4	1.0	
3	0.6	0.3	0.3	0.4	0.4	
4	1.2	0.0	0.7	0.0	0.5	
N of Valid	340	353	290	224	1207	
N of Miss	7	2	5	5	19	

Table 66: Think of your four best friends (the friends you feel closest to). In the past year (12 months), how many of your best friends have: been arrested?






Response	6	8	10	12	Total	
0	93.8	85.9	80.6	85.3	86.7	
1	4.4	8.7	12.1	6.3	7.9	
2	0.9	3.7	4.5	6.3	3.6	
3	0.3	1.1	0.7	0.9	0.7	
4	0.6	0.6	2.1	1.3	1.1	
N of Valid	339	355	289	224	1207	
N of Miss	8	1	6	5	20	

Table 67: Think of your four best friends (the friends you feel closest to). In the past year (12 months), how many of your best friends have: dropped out of school?






Response	6	8	10	12	Total	
0	95.3	93.2	87.8	87.9	91.5	
1	2.7	3.7	8.0	8.9	5.4	
2	1.2	2.0	2.8	2.7	2.1	
3	0.6	0.0	1.0	0.0	0.4	
4	0.3	1.1	0.3	0.4	0.6	
N of Valid	338	355	287	224	1204	
N of Miss	9	1	7	5	22	

Table 68: Think of your four best friends (the friends you feel closest to). In the past year (12 months), how many of your best friends have: been members of a gang?






Response	6	8	10	12	Total	
0	91.5	87.9	90.3	94.6	90.7	
1	4.1	5.4	6.2	4.0	5.0	
2	0.9	2.5	0.3	1.3	1.3	
3	1.2	1.7	1.0	0.0	1.1	
4	2.4	2.5	2.1	0.0	1.9	
N of Valid	340	355	289	224	1208	
N of Miss	7	1	6	5	19	

Table 69: How old were you when you first: smoked marijuana?


Response	6	8	10	12	Total	
Never	98.8	93.5	80.3	69.6	87.4	
10 or younger	0.9	0.6	0.3	0.9	0.7	
11	0.0	1.4	1.0	0.0	0.7	
12	0.0	2.0	3.5	3.6	2.1	
13	0.0	2.0	3.5	4.5	2.2	
14	0.0	0.3	5.2	5.4	2.3	
15	0.0	0.3	4.8	4.9	2.2	
16	0.3	0.0	1.4	7.1	1.7	
17 or older	0.0	0.0	0.0	4.0	0.7	
N of Valid	340	352	289	224	1205	
N of Miss	7	4	5	5	21	

Table 70: How old were you when you first: smoked a cigarette, even just a puff?

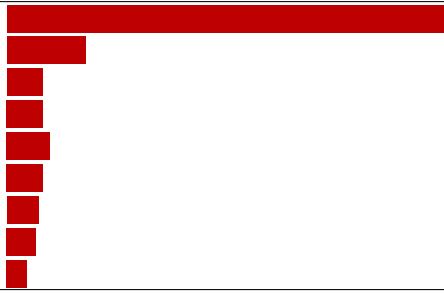
Response	6	8	10	12	Total	
Never	88.3	75.3	59.3	45.5	69.6	
10 or younger	8.8	11.9	12.1	8.5	10.4	
11	2.9	2.6	4.8	3.1	3.3	
12	0.0	3.7	3.8	7.6	3.4	
13	0.0	4.8	6.2	8.5	4.5	
14	0.0	1.7	7.6	5.8	3.4	
15	0.0	0.0	4.8	7.6	2.6	
16	0.0	0.0	1.4	9.8	2.2	
17 or older	0.0	0.0	0.0	3.6	0.7	
N of Valid	341	352	290	224	1207	
N of Miss	7	4	5	5	21	

Table 71: How old were you when you first: had more than a sip or two of beer, wine or hard liquor (for example, vodka, whiskey, or gin)?

Response	6	8	10	12	Total
Never	79.7	62.1	42.1	27.7	55.9
10 or younger	13.8	11.4	7.9	4.5	10.0
11	5.3	5.1	4.5	4.5	4.9
12	0.9	8.8	6.9	8.9	6.1
13	0.3	8.3	12.4	10.3	7.4
14	0.0	3.7	12.4	10.3	6.0
15	0.0	0.6	12.1	12.1	5.3
16	0.0	0.0	1.7	17.0	3.6
17 or older	0.0	0.0	0.0	4.9	0.9
N of Valid	340	351	290	224	1205
N of Miss	6	4	4	5	19

Table 72: How old were you when you first: began drinking alcoholic beverages regularly, that is, at least once or twice a month?

Response	6	8	10	12	Total
Never	98.2	90.3	74.2	62.1	83.4
10 or younger	0.3	0.6	0.3	0.0	0.3
11	1.2	0.6	1.0	0.4	0.8
12	0.3	2.8	0.3	1.8	1.3
13	0.0	4.5	4.5	2.7	2.9
14	0.0	1.1	6.9	4.5	2.8
15	0.0	0.0	10.7	8.5	4.1
16	0.0	0.0	2.1	14.3	3.1
17 or older	0.0	0.0	0.0	5.8	1.1
N of Valid	341	352	291	224	1208
N of Miss	7	4	4	5	20

Table 73: How old were you when you first: used phenoxydine (pox, px, breeze)?


Response	6	8	10	12	Total	
Never	100.0	100.0	100.0	100.0	100.0	
10 or younger	0.0	0.0	0.0	0.0	0.0	
11	0.0	0.0	0.0	0.0	0.0	
12	0.0	0.0	0.0	0.0	0.0	
13	0.0	0.0	0.0	0.0	0.0	
14	0.0	0.0	0.0	0.0	0.0	
15	0.0	0.0	0.0	0.0	0.0	
16	0.0	0.0	0.0	0.0	0.0	
17 or older	0.0	0.0	0.0	0.0	0.0	
N of Valid	334	349	291	223	1197	
N of Miss	14	7	4	5	30	

Table 74: How old were you when you first: got suspended from school?










Response	6	8	10	12	Total	
Never	91.8	82.2	81.7	86.5	85.6	
10 or younger	6.5	4.5	3.8	1.8	4.4	
11	1.2	2.0	1.0	0.5	1.2	
12	0.3	5.1	1.0	3.2	2.4	
13	0.0	5.1	3.1	1.8	2.6	
14	0.0	0.8	3.8	1.8	1.5	
15	0.3	0.3	5.2	2.7	1.9	
16	0.0	0.0	0.3	1.4	0.3	
17 or older	0.0	0.0	0.0	0.5	0.1	
N of Valid	341	353	289	222	1205	
N of Miss	7	3	5	6	21	

Table 75: How old were you when you first: got arrested?










Response	6	8	10	12	Total	
Never	97.4	97.2	91.6	93.3	95.2	
10 or younger	1.2	0.6	0.7	0.0	0.7	
11	0.6	0.6	1.0	0.0	0.6	
12	0.6	0.6	0.3	0.4	0.5	
13	0.0	1.1	0.3	0.4	0.5	
14	0.0	0.0	2.4	0.0	0.6	
15	0.3	0.0	2.8	0.9	0.9	
16	0.0	0.0	0.7	2.7	0.7	
17 or older	0.0	0.0	0.0	2.2	0.4	
N of Valid	340	353	287	224	1204	
N of Miss	8	3	7	5	23	

Table 76: How old were you when you first: carried a handgun?










Response	6	8	10	12	Total	
Never	95.6	95.2	93.8	93.7	94.7	
10 or younger	2.1	0.9	2.1	0.9	1.5	
11	2.1	1.4	0.7	0.0	1.2	
12	0.0	1.4	0.3	0.4	0.6	
13	0.3	0.9	0.7	0.4	0.6	
14	0.0	0.3	1.4	0.9	0.6	
15	0.0	0.0	0.3	0.4	0.2	
16	0.0	0.0	0.3	2.2	0.5	
17 or older	0.0	0.0	0.3	0.9	0.2	
N of Valid	339	351	288	223	1201	
N of Miss	7	5	6	6	24	

Table 77: How old were you when you first: attacked someone with the idea of seriously hurting them?










Response	6	8	10	12	Total	
Never	88.8	80.3	77.1	82.6	82.3	
10 or younger	6.5	5.7	3.8	2.7	4.9	
11	2.4	2.3	1.7	0.9	1.9	
12	1.8	4.9	2.4	1.8	2.8	
13	0.3	4.3	3.5	1.8	2.5	
14	0.0	2.3	2.4	3.1	1.8	
15	0.0	0.3	6.9	2.2	2.2	
16	0.0	0.0	2.1	2.2	0.9	
17 or older	0.3	0.0	0.0	2.7	0.6	
N of Valid	339	350	288	224	1201	
N of Miss	9	5	6	5	25	

Table 78: How old were you when you first: belonged to a gang?










Response	6	8	10	12	Total	
Never	96.2	94.6	96.5	98.2	96.2	
10 or younger	2.1	1.1	0.3	0.0	1.0	
11	1.5	0.6	1.0	0.0	0.8	
12	0.0	1.1	0.0	0.0	0.3	
13	0.0	1.1	1.0	0.0	0.6	
14	0.3	1.4	0.3	0.0	0.6	
15	0.0	0.0	0.7	0.4	0.2	
16	0.0	0.0	0.0	0.9	0.2	
17 or older	0.0	0.0	0.0	0.4	0.1	
N of Valid	341	353	289	224	1207	
N of Miss	7	3	6	5	21	

Table 79: How wrong do you think it is for someone your age to: take a handgun to school?





Response	6	8	10	12	Total	
Very wrong	92.4	88.7	82.1	88.8	88.2	
Wrong	6.4	8.8	13.4	6.3	8.7	
A little bit wrong	0.3	2.5	2.7	2.7	2.0	
Not wrong at all	0.9	0.0	1.7	2.2	1.1	
N of Valid	344	354	291	223	1212	
N of Miss	4	2	4	6	16	

Table 80: How wrong do you think it is for someone your age to: steal anything worth more than \$5?





Response	6	8	10	12	Total	
Very wrong	65.6	63.6	56.4	63.2	62.4	
Wrong	26.5	25.4	30.4	26.0	27.0	
A little bit wrong	5.8	9.9	11.8	9.0	9.0	
Not wrong at all	2.0	1.1	1.4	1.8	1.6	
N of Valid	343	354	289	223	1209	
N of Miss	5	2	5	6	18	

Table 81: How wrong do you think it is for someone your age to: pick a fight with someone?





Response	6	8	10	12	Total	
Very wrong	54.1	33.8	29.3	33.6	38.4	
Wrong	27.5	36.4	33.1	36.3	33.1	
A little bit wrong	11.8	24.4	26.5	22.4	21.0	
Not wrong at all	6.5	5.4	11.1	7.6	7.5	
N of Valid	338	352	287	223	1200	
N of Miss	10	4	8	6	28	

Table 82: How wrong do you think it is for someone your age to: attack someone with the idea of seriously hurting them?





Response	6	8	10	12	Total	
Very wrong	79.6	67.8	56.4	59.3	66.9	
Wrong	14.3	20.5	24.7	26.2	20.8	
A little bit wrong	4.7	8.8	11.5	11.8	8.8	
Not wrong at all	1.5	2.8	7.3	2.7	3.5	
N of Valid	343	351	287	221	1202	
N of Miss	5	4	8	8	25	

Table 83: How wrong do you think it is for someone your age to: stay away from school all day when their parents think they are at school?





Response	6	8	10	12	Total	
Very wrong	81.6	61.3	45.3	41.4	59.6	
Wrong	14.3	25.1	31.0	33.8	25.0	
A little bit wrong	2.3	11.0	18.1	18.9	11.7	
Not wrong at all	1.7	2.5	5.6	5.9	3.6	
N of Valid	343	354	287	222	1206	
N of Miss	5	2	7	6	20	

Table 84: How wrong do you think it is for someone your age to: drink beer, wine or hard liquor (for example, vodka, whiskey, or gin) regularly?





Response	6	8	10	12	Total	
Very wrong	88.3	67.6	39.9	30.9	60.1	
Wrong	8.5	17.6	25.0	22.4	17.7	
A little bit wrong	1.7	10.5	22.2	30.0	14.4	
Not wrong at all	1.5	4.3	12.8	16.6	7.8	
N of Valid	343	352	288	223	1206	
N of Miss	5	4	7	6	22	

Table 85: How wrong do you think it is for someone your age to: smoke cigarettes?

Response	6	8	10	12	Total	
Very wrong	88.0	75.9	47.4	33.3	64.7	
Wrong	9.3	14.7	20.2	23.9	16.2	
A little bit wrong	1.5	7.1	17.4	22.1	10.7	
Not wrong at all	1.2	2.3	15.0	20.7	8.4	
N of Valid	343	353	287	222	1205	
N of Miss	5	3	7	7	22	

Table 86: How wrong do you think it is for someone your age to: smoke marijuana?

Response	6	8	10	12	Total	
Very wrong	95.1	85.0	63.5	52.3	76.7	
Wrong	2.9	8.2	16.0	17.1	10.2	
A little bit wrong	0.9	3.7	11.1	17.1	7.1	
Not wrong at all	1.2	3.1	9.4	13.5	6.0	
N of Valid	344	354	288	222	1208	
N of Miss	4	2	7	7	20	

Table 87: How wrong do you think it is for someone your age to: use LSD, cocaine, amphetamines or another illegal drug?

Response	6	8	10	12	Total	
Very wrong	95.3	95.8	88.9	84.7	92.0	
Wrong	3.2	3.1	6.6	10.4	5.3	
A little bit wrong	0.3	0.6	3.8	3.2	1.7	
Not wrong at all	1.2	0.6	0.7	1.8	1.0	
N of Valid	342	354	288	222	1206	
N of Miss	6	2	7	7	22	

Table 88: At school during the past 12 months, did you receive help from the resource teacher, speech therapist or other special education teacher?



Response	6	8	10	12	Total	
No	78.7	85.8	91.3	94.1	86.6	
Yes	21.3	14.2	8.7	5.9	13.4	
N of Valid	333	345	275	219	1172	
N of Miss	15	11	17	10	53	

Table 89: How many times in the past year (12 months) have you: been suspended from school?







Response	6	8	10	12	Total	
Never	95.9	89.3	90.3	95.5	92.5	
1 to 2 times	3.5	9.9	8.0	4.1	6.5	
3 to 5 times	0.3	0.8	1.0	0.5	0.7	
6 to 9 times	0.0	0.0	0.0	0.0	0.0	
10 to 19 times	0.0	0.0	0.3	0.0	0.1	
20 to 29 times	0.3	0.0	0.0	0.0	0.1	
30 to 39 times	0.0	0.0	0.0	0.0	0.0	
40+ times	0.0	0.0	0.3	0.0	0.1	
N of Valid	344	354	288	222	1208	
N of Miss	4	2	7	7	20	

Table 90: How many times in the past year (12 months) have you: carried a handgun?








Response	6	8	10	12	Total	
Never	96.2	97.7	94.4	95.9	96.2	
1 to 2 times	2.0	1.1	2.1	1.4	1.7	
3 to 5 times	1.2	0.6	0.7	0.9	0.8	
6 to 9 times	0.3	0.0	0.3	0.5	0.2	
10 to 19 times	0.0	0.3	1.0	0.5	0.4	
20 to 29 times	0.0	0.0	0.3	0.5	0.2	
30 to 39 times	0.0	0.0	0.0	0.0	0.0	
40+ times	0.3	0.3	1.0	0.5	0.5	
N of Valid	342	351	288	221	1202	
N of Miss	6	5	7	8	26	

Table 91: How many times in the past year (12 months) have you: sold illegal drugs?








Response	6	8	10	12	Total	
Never	99.7	98.6	96.5	95.5	97.8	
1 to 2 times	0.0	0.8	2.1	0.5	0.8	
3 to 5 times	0.0	0.3	0.0	1.4	0.3	
6 to 9 times	0.0	0.0	1.0	0.5	0.3	
10 to 19 times	0.3	0.3	0.0	0.0	0.2	
20 to 29 times	0.0	0.0	0.0	0.0	0.0	
30 to 39 times	0.0	0.0	0.3	0.5	0.2	
40+ times	0.0	0.0	0.0	1.8	0.3	
N of Valid	341	353	286	222	1202	
N of Miss	7	3	9	7	26	

Table 92: How many times in the past year (12 months) have you: stolen or tried to steal a motor vehicle such as a car or motorcycle?





Response	6	8	10	12	Total	
Never	98.5	99.1	96.2	99.5	98.3	
1 to 2 times	0.9	0.9	3.1	0.5	1.3	
3 to 5 times	0.6	0.0	0.0	0.0	0.2	
6 to 9 times	0.0	0.0	0.7	0.0	0.2	
10 to 19 times	0.0	0.0	0.0	0.0	0.0	
20 to 29 times	0.0	0.0	0.0	0.0	0.0	
30 to 39 times	0.0	0.0	0.0	0.0	0.0	
40+ times	0.0	0.0	0.0	0.0	0.0	
N of Valid	342	352	287	221	1202	
N of Miss	6	3	8	8	25	

Table 93: How many times in the past year (12 months) have you: participated in clubs, organizations or activities at school?









Response	6	8	10	12	Total	
Never	17.8	18.5	21.9	26.7	20.6	
1 to 2 times	23.4	23.9	18.4	11.3	20.1	
3 to 5 times	17.0	20.7	13.8	8.6	15.8	
6 to 9 times	9.1	11.1	9.5	7.7	9.5	
10 to 19 times	8.5	7.1	8.8	15.8	9.5	
20 to 29 times	6.4	3.1	4.2	5.9	4.8	
30 to 39 times	1.8	2.8	5.3	2.7	3.1	
40+ times	16.1	12.8	18.0	21.3	16.5	
N of Valid	342	352	283	221	1198	
N of Miss	6	3	10	7	26	

Table 94: How many times in the past year (12 months) have you: been arrested?






Response	6	8	10	12	Total	
Never	97.9	98.0	94.4	94.6	96.5	
1 to 2 times	1.5	2.0	4.6	5.4	3.1	
3 to 5 times	0.3	0.0	0.7	0.0	0.3	
6 to 9 times	0.0	0.0	0.4	0.0	0.1	
10 to 19 times	0.0	0.0	0.0	0.0	0.0	
20 to 29 times	0.0	0.0	0.0	0.0	0.0	
30 to 39 times	0.0	0.0	0.0	0.0	0.0	
40+ times	0.3	0.0	0.0	0.0	0.1	
N of Valid	341	352	285	222	1200	
N of Miss	6	3	10	7	26	

Table 95: How many times in the past year (12 months) have you: done extra work on your own for school?









Response	6	8	10	12	Total	
Never	29.6	30.2	38.7	31.8	32.4	
1 to 2 times	31.4	31.1	27.1	21.4	28.4	
3 to 5 times	13.5	16.8	12.0	14.1	14.2	
6 to 9 times	7.6	6.8	8.1	12.7	8.4	
10 to 19 times	5.6	6.3	6.3	9.1	6.6	
20 to 29 times	5.0	3.1	2.1	4.5	3.7	
30 to 39 times	0.9	1.4	1.8	1.4	1.3	
40+ times	6.5	4.3	3.9	5.0	4.9	
N of Valid	341	351	284	220	1196	
N of Miss	7	4	11	8	30	

Table 96: How many times in the past year (12 months) have you: attacked someone with the idea of seriously hurting them?








Response	6	8	10	12	Total	
Never	89.4	86.1	79.2	87.8	85.7	
1 to 2 times	7.6	7.6	13.4	8.1	9.1	
3 to 5 times	1.5	2.8	4.2	4.1	3.0	
6 to 9 times	0.6	1.7	1.1	0.0	0.9	
10 to 19 times	0.3	0.8	0.4	0.0	0.4	
20 to 29 times	0.6	0.6	0.7	0.0	0.5	
30 to 39 times	0.0	0.0	0.0	0.0	0.0	
40+ times	0.0	0.3	1.1	0.0	0.3	
N of Valid	340	353	284	221	1198	
N of Miss	7	3	11	8	29	

Table 97: How many times in the past year (12 months) have you: been drunk or high at school?









Response	6	8	10	12	Total	
Never	98.2	93.5	83.0	86.0	91.0	
1 to 2 times	0.9	4.5	8.9	5.0	4.6	
3 to 5 times	0.3	0.6	2.8	2.3	1.3	
6 to 9 times	0.0	0.8	2.1	0.0	0.8	
10 to 19 times	0.0	0.0	1.4	2.3	0.8	
20 to 29 times	0.0	0.3	0.4	0.5	0.3	
30 to 39 times	0.0	0.0	0.0	0.5	0.1	
40+ times	0.6	0.3	1.4	3.6	1.3	
N of Valid	339	353	282	221	1195	
N of Miss	8	3	12	8	31	

Table 98: How many times in the past year (12 months) have you: volunteered to do community service?









Response	6	8	10	12	Total	
Never	52.7	60.1	63.3	46.1	56.2	
1 to 2 times	20.7	17.6	14.2	19.6	18.1	
3 to 5 times	12.4	13.0	11.4	16.0	13.0	
6 to 9 times	5.6	3.4	4.6	5.0	4.6	
10 to 19 times	3.6	2.8	2.5	5.0	3.4	
20 to 29 times	1.5	1.1	1.8	4.6	2.0	
30 to 39 times	0.3	1.4	0.4	0.9	0.8	
40+ times	3.3	0.6	1.8	2.7	2.0	
N of Valid	338	353	281	219	1191	
N of Miss	10	2	14	8	34	

Table 99: How many times in the past year (12 months) have you: taken a handgun to school?





Response	6	8	10	12	Total	
Never	99.7	99.2	99.6	99.5	99.5	
1 to 2 times	0.0	0.8	0.0	0.5	0.3	
3 to 5 times	0.0	0.0	0.4	0.0	0.1	
6 to 9 times	0.0	0.0	0.0	0.0	0.0	
10 to 19 times	0.0	0.0	0.0	0.0	0.0	
20 to 29 times	0.0	0.0	0.0	0.0	0.0	
30 to 39 times	0.0	0.0	0.0	0.0	0.0	
40+ times	0.3	0.0	0.0	0.0	0.1	
N of Valid	343	354	283	221	1201	
N of Miss	5	2	12	8	27	

Table 100: Are you currently on probation, or assigned a probation officer with Juvenile Court?



Response	6	8	10	12	Total	
No	99.0	97.5	95.8	94.2	96.9	
Yes	1.0	2.5	4.2	5.8	3.1	
N of Valid	305	326	263	207	1101	
N of Miss	43	30	32	22	127	

Table 101: Have you ever belonged to a gang?






Response	6	8	10	12	Total	
No	93.6	90.6	93.0	95.0	92.8	
No, but would like to	2.0	2.0	2.8	3.2	2.4	
Yes, in the past	2.9	4.8	1.8	1.8	3.0	
Yes, belong now	1.5	2.0	2.1	0.0	1.5	
Yes, but would like to get out	0.0	0.6	0.4	0.0	0.3	
N of Valid	344	351	284	221	1200	
N of Miss	4	5	11	8	28	

Table 102: If you have ever belonged to a gang, did that gang have a name?

Response	6	8	10	12	Total
No	8.0	10.9	10.2	14.1	10.5
Yes	4.7	6.0	4.0	1.4	4.3
I have never belonged to a gang	87.2	83.1	85.8	84.5	85.2
N of Valid	337	349	275	220	1181
N of Miss	9	6	17	8	40

Table 103: How many times have you done the following things? done what feels good no matter what.

Response	6	8	10	12	Total
Never	46.8	34.2	29.1	24.5	34.7
I've done it, but not in the past year	18.3	18.6	12.1	10.5	15.4
Less than once a month	6.9	9.3	12.4	18.6	11.1
About once a month	2.7	5.5	10.3	13.2	7.3
2 or 3 times a month	5.4	5.8	12.4	9.5	8.0
Once a week or more	19.8	26.7	23.8	23.6	23.5
N of Valid	333	345	282	220	1180
N of Miss	15	10	13	9	47

Table 104: How many times have you done the following things? done something dangerous because someone dared you to do it.

Response	6	8	10	12	Total
Never	69.1	50.9	44.3	39.4	52.4
I've done it, but not in the past year	19.7	21.6	17.7	28.1	21.3
Less than once a month	4.4	8.0	15.2	16.3	10.2
About once a month	1.8	5.4	8.5	6.8	5.4
2 or 3 times a month	1.8	6.5	6.0	4.5	4.7
Once a week or more	3.2	7.7	8.2	5.0	6.0
N of Valid	340	352	282	221	1195
N of Miss	7	4	13	8	32

Table 105: How many times have you done the following things? done crazy things even if they are a little dangerous.

Response	6	8	10	12	Total	
Never	56.6	35.8	32.0	25.3	38.9	
I've done it, but not in the past year	21.4	22.7	16.4	19.5	20.3	
Less than once a month	6.2	8.8	18.5	24.4	13.2	
About once a month	4.1	9.1	9.6	10.0	7.9	
2 or 3 times a month	2.9	9.1	8.9	10.4	7.5	
Once a week or more	8.8	14.5	14.6	10.4	12.1	
N of Valid	341	352	281	221	1195	
N of Miss	7	4	14	8	33	

Table 106: You're looking at CD's in a music store with a friend. You look up and see her slip a CD under her coat. She smiles and says 'Which one do you want? Go ahead, take it while nobody's around.' There is nobody in sight, no employees and no other customers. What would you do now?

Response	6	8	10	12	Total	
Ignore her	12.4	15.3	22.0	20.1	16.9	
Grab a CD and leave the store	2.1	4.8	10.3	6.8	5.7	
Tell her to put the CD back	61.7	50.1	28.7	40.6	46.6	
Act like it is a joke, and ask her to put the CD back	23.9	29.7	39.0	32.4	30.8	
N of Valid	339	353	282	219	1193	
N of Miss	7	3	13	10	33	

Table 107: You are visiting another part of town, and you don't know any of the people your age there. You are walking down the street, and some teenager you don't know is walking toward you. He is about your size, and as he is about to pass you, he deliberately bumps into you and you almost lose your balance. What would you say or do?

Response	6	8	10	12	Total	
Push the person back	12.7	17.7	19.6	15.1	16.2	
Say 'Excuse me' and keep on walking	53.3	43.8	41.8	43.8	46.0	
Say 'Watch where you are going' and keep on walking	28.1	27.5	23.6	26.0	26.5	
Swear at the person and walk away	5.9	11.0	15.0	15.1	11.3	
N of Valid	338	345	280	219	1182	
N of Miss	7	5	13	10	35	

Table 108: You are at a party at someone's house, and one of your friends offers you a drink containing alcohol. What would you say or do?

Response	6	8	10	12	Total	
Drink it	3.8	17.9	37.3	44.0	23.2	
Tell your friend, 'No thanks, I don't drink' and suggest that you and your friend go and do something else	52.4	43.9	28.3	22.5	38.7	
Just say, 'No thanks' and walk away	26.8	27.1	25.4	30.7	27.3	
Make up a good excuse, tell your friend you had something else to do, and leave	17.1	11.1	9.0	2.8	10.8	
N of Valid	340	351	279	218	1188	
N of Miss	6	5	15	10	36	

Table 109: It's 8:00 on a weeknight and you are about to go over to a friend's home when your mother asks you where you are going. You say 'Oh, just going to go hang out with some friends.' She says, 'No, you'll just get into trouble if you go out. Stay home tonight.' What would you do now?

Response	6	8	10	12	Total	
Leave the house anyway	4.4	6.6	7.2	8.3	6.4	
Explain what you are going to do with your friends, tell her when you will get home, and ask if you can go out	54.4	69.3	68.5	77.1	66.3	
Not say anything and start watching TV	35.8	17.8	10.9	6.9	19.3	
Get into an argument with her	5.3	6.3	13.4	7.8	8.0	
N of Valid	338	349	276	218	1181	
N of Miss	8	5	16	10	39	

Table 110: How often do you attend religious services or activities?

Response	6	8	10	12	Total	
Never	15.8	10.0	13.7	13.2	13.1	
Rarely	19.4	20.1	26.6	28.2	22.9	
1-2 Times a Month	11.6	10.6	8.6	15.9	11.4	
About Once a Week or More	53.1	59.3	51.1	42.7	52.5	
N of Valid	335	349	278	220	1182	
N of Miss	13	7	17	9	46	

Table 111: I do the opposite of what people tell me, just to get them mad.





Response	6	8	10	12	Total	
Very False	54.3	37.7	36.8	40.9	42.8	
Somewhat False	29.3	30.0	23.1	31.4	28.5	
Somewhat True	13.8	28.6	37.5	25.5	25.8	
Very True	2.6	3.7	2.5	2.3	2.9	
N of Valid	341	350	277	220	1188	
N of Miss	7	5	18	9	39	

Table 112: I like to see how much I can get away with.





Response	6	8	10	12	Total	
Very False	63.6	41.1	35.4	38.4	45.7	
Somewhat False	20.8	26.0	25.6	26.9	24.6	
Somewhat True	10.6	23.7	29.6	24.7	21.5	
Very True	5.0	9.1	9.4	10.0	8.2	
N of Valid	341	350	277	219	1187	
N of Miss	6	5	18	10	39	

Table 113: I ignore rules that get in my way.





Response	6	8	10	12	Total	
Very False	67.4	46.0	38.3	40.6	49.3	
Somewhat False	21.5	29.3	27.8	32.0	27.2	
Somewhat True	7.6	21.0	27.4	21.0	18.7	
Very True	3.5	3.7	6.5	6.4	4.8	
N of Valid	340	348	277	219	1184	
N of Miss	8	7	18	10	43	

Table 114: I think sometimes it's okay to cheat at school.

Response	6	8	10	12	Total	
NO!	67.5	45.0	19.9	23.6	41.7	
no	24.3	35.0	34.1	39.5	32.5	
yes	7.6	16.2	38.0	30.0	21.4	
YES!	0.6	3.7	8.0	6.8	4.4	
N of Valid	342	351	276	220	1189	
N of Miss	6	5	19	9	39	

Table 115: It is important to think before you act.

Response	6	8	10	12	Total	
NO!	1.2	3.4	1.4	1.8	2.0	
no	5.0	4.0	5.8	3.6	4.6	
yes	27.9	37.4	49.8	39.5	38.0	
YES!	66.0	55.1	43.0	55.0	55.4	
N of Valid	341	350	277	220	1188	
N of Miss	7	6	18	9	40	

Table 116: Sometimes I think that life is not worth it.

Response	6	8	10	12	Total	
NO!	58.8	48.8	43.4	44.1	49.5	
no	21.2	21.4	21.7	29.1	22.9	
yes	14.2	20.8	23.9	19.1	19.3	
YES!	5.8	9.0	11.0	7.7	8.3	
N of Valid	330	346	272	220	1168	
N of Miss	17	9	22	9	57	

Table 117: At times I think I am no good at all.

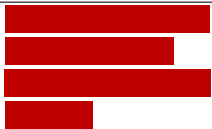
Response	6	8	10	12	Total	
NO!	36.8	30.7	25.1	31.4	31.2	
no	22.8	20.6	34.5	25.0	25.3	
yes	28.5	36.7	26.2	34.5	31.5	
YES!	11.9	12.0	14.2	9.1	11.9	
N of Valid	337	349	275	220	1181	
N of Miss	11	7	20	9	47	

Table 118: All in all, I am inclined to think that I am a failure.

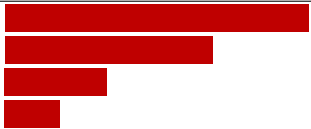
Response	6	8	10	12	Total	
NO!	56.3	48.4	40.4	42.3	47.6	
no	26.3	28.1	36.4	39.5	31.7	
yes	12.3	15.5	15.6	13.2	14.2	
YES!	5.1	8.0	7.6	5.0	6.5	
N of Valid	334	349	275	220	1178	
N of Miss	13	7	20	9	49	

Table 119: In the past year, have you felt depressed or sad MOST days, even if you felt okay sometimes?


Response	6	8	10	12	Total	
NO!	34.4	30.3	27.6	26.8	30.2	
no	24.9	25.1	28.0	33.2	27.2	
yes	23.7	26.9	30.2	28.2	27.0	
YES!	16.9	17.7	14.2	11.8	15.6	
N of Valid	337	350	275	220	1182	
N of Miss	11	6	20	9	46	

Table 120: It is all right to beat up people if they start the fight.

Response	6	8	10	12	Total
NO!	48.1	33.5	15.6	16.4	30.3
no	19.0	22.1	24.0	28.6	22.9
yes	19.0	24.4	28.7	26.8	24.3
YES!	13.9	20.1	31.6	28.2	22.5
N of Valid	337	349	275	220	1181
N of Miss	11	7	20	9	47

Table 121: I think it is okay to take something without asking if you can get away with it.

Response	6	8	10	12	Total
NO!	77.1	64.8	50.7	58.4	63.9
no	18.8	28.5	40.1	34.7	29.6
yes	3.6	4.3	6.2	4.1	4.5
YES!	0.6	2.3	2.9	2.7	2.0
N of Valid	336	347	274	219	1176
N of Miss	11	8	21	10	50

Table 122: Sometimes we don't know what we will do as adults, but we may have an idea. Please answer how true these statements may be for you. WHEN I AM AN ADULT I WILL: smoke cigarettes.

Response	6	8	10	12	Total
NO!	85.8	75.9	62.5	63.6	73.4
no	11.2	16.3	17.8	15.9	15.1
yes	2.4	5.7	12.7	16.4	8.4
YES!	0.6	2.0	6.9	4.1	3.1
N of Valid	338	349	275	220	1182
N of Miss	9	6	20	9	44

Table 123: Sometimes we don't know what we will do as adults, but we may have an idea. Please answer how true these statements may be for you. WHEN I AM AN ADULT I WILL: drink beer, wine, or liquor.

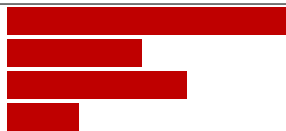
Response	6	8	10	12	Total	
NO!	67.4	47.6	28.8	21.8	44.1	
no	16.9	21.8	20.1	19.5	19.6	
yes	13.4	23.2	36.9	42.3	27.1	
YES!	2.4	7.4	14.2	16.4	9.2	
N of Valid	337	349	274	220	1180	
N of Miss	11	6	20	9	46	

Table 124: Sometimes we don't know what we will do as adults, but we may have an idea. Please answer how true these statements may be for you. WHEN I AM AN ADULT I WILL: smoke marijuana.


Response	6	8	10	12	Total	
NO!	93.8	85.7	70.9	69.1	81.5	
no	5.3	10.3	17.8	17.3	11.9	
yes	0.6	2.3	8.0	7.3	4.1	
YES!	0.3	1.7	3.3	6.4	2.5	
N of Valid	339	350	275	220	1184	
N of Miss	9	6	20	9	44	

Table 125: Sometimes we don't know what we will do as adults, but we may have an idea. Please answer how true these statements may be for you. WHEN I AM AN ADULT I WILL: use LSD, cocaine, amphetamines or another illegal drug.


Response	6	8	10	12	Total	
NO!	95.6	91.7	88.4	90.5	91.8	
no	4.4	7.1	10.9	7.7	7.4	
yes	0.0	0.9	0.7	0.5	0.5	
YES!	0.0	0.3	0.0	1.4	0.3	
N of Valid	338	350	275	220	1183	
N of Miss	10	6	20	9	45	

Table 126: How much do you think people risk harming themselves (physically or in other ways) if they: smoked one or more packs of cigarettes per day?





Response	6	8	10	12	Total	
No risk	9.6	4.9	5.6	3.7	6.2	
Slight risk	6.6	7.2	8.5	6.4	7.2	
Moderate risk	15.7	20.2	25.6	27.9	21.6	
Great risk	68.1	67.6	60.4	62.1	65.0	
N of Valid	332	346	270	219	1167	
N of Miss	16	8	25	10	59	

Table 127: How much do you think people risk harming themselves (physically or in other ways) if they: try marijuana once or twice?





Response	6	8	10	12	Total	
No risk	13.7	10.8	20.8	30.1	17.6	
Slight risk	17.3	22.1	27.9	30.6	23.7	
Moderate risk	28.9	24.1	19.7	16.0	22.9	
Great risk	40.1	43.0	31.6	23.3	35.8	
N of Valid	329	344	269	219	1161	
N of Miss	19	11	26	10	66	

Table 128: How much do you think people risk harming themselves (physically or in other ways) if they: smoke marijuana regularly?





Response	6	8	10	12	Total	
No risk	12.3	6.7	11.3	13.9	10.7	
Slight risk	3.1	6.4	12.8	16.2	8.8	
Moderate risk	11.0	9.3	20.0	27.8	15.7	
Great risk	73.6	77.6	55.8	42.1	64.8	
N of Valid	326	344	265	216	1151	
N of Miss	21	12	30	13	76	

Table 129: How much do you think people risk harming themselves (physically or in other ways) if they: take one or two drinks of an alcoholic beverage (beer, wine, liquor) nearly every day?

Response	6	8	10	12	Total	
No risk	15.2	11.3	14.2	15.1	13.8	
Slight risk	22.3	22.9	29.6	32.6	26.1	
Moderate risk	21.3	28.7	31.8	27.1	27.0	
Great risk	41.2	37.1	24.3	25.2	33.1	
N of Valid	328	345	267	218	1158	
N of Miss	19	11	28	11	69	

Table 130: How much do you think people risk harming themselves (physically or in other ways) if they: have five or more drinks once or twice each weekend?

Response	6	8	10	12	Total	
No risk	12.5	6.6	12.0	6.9	9.6	
Slight risk	11.9	14.1	19.5	21.7	16.1	
Moderate risk	23.8	25.4	30.3	35.9	28.0	
Great risk	51.8	53.9	38.2	35.5	46.2	
N of Valid	328	347	267	217	1159	
N of Miss	20	9	28	12	69	

Table 131: Have you ever used smokeless tobacco (chew, snuff, plug, dipping tobacco, or chewing tobacco)?

Response	6	8	10	12	Total	
Never	89.0	83.0	74.7	67.1	79.9	
Once or Twice	7.1	9.8	11.2	13.9	10.1	
Once in a while but not regularly	1.5	3.5	3.0	7.4	3.5	
Regularly in the past	1.2	2.0	2.6	3.2	2.1	
Regularly now	1.2	1.7	8.6	8.3	4.4	
N of Valid	336	347	269	216	1168	
N of Miss	12	9	26	10	57	

Table 132: How often have you taken smokeless tobacco during the past 30 days?


Response	6	8	10	12	Total	
Not at all	96.7	95.1	84.3	86.7	91.5	
Once or twice	1.5	3.2	5.6	3.2	3.3	
Once or twice per week	0.6	0.6	1.9	0.5	0.9	
Three to five times per week	0.3	0.0	1.5	2.3	0.9	
About once a day	0.3	0.3	1.5	1.4	0.8	
More than once a day	0.6	0.9	5.2	6.0	2.7	
N of Valid	336	346	268	218	1168	
N of Miss	12	10	27	11	60	

Table 133: Have you ever smoked cigarettes?


Response	6	8	10	12	Total	
Never	90.1	75.5	61.6	47.7	71.3	
Once or Twice	7.5	13.5	12.7	19.7	12.8	
Once in a while but not regularly	0.9	5.8	9.3	10.6	6.1	
Regularly in the past	1.5	2.3	4.1	7.8	3.5	
Regularly now	0.0	2.9	12.3	14.2	6.3	
N of Valid	334	347	268	218	1167	
N of Miss	14	9	27	11	61	

Table 134: How frequently have you smoked cigarettes during the past 30 days?


Response	6	8	10	12	Total	
Not at all	98.5	93.1	80.5	77.6	88.9	
Less than one cigarette per day	0.9	2.9	6.7	5.0	3.6	
One to five cigarettes per day	0.6	3.2	7.1	9.1	4.5	
About one-half pack per day	0.0	0.6	3.4	4.1	1.7	
About one pack per day	0.0	0.3	1.5	2.7	0.9	
About one and one-half packs per day	0.0	0.0	0.0	0.9	0.2	
Two packs or more per day	0.0	0.0	0.7	0.5	0.3	
N of Valid	334	347	267	219	1167	
N of Miss	14	9	27	10	60	

Table 135: Which statement best describes rules about smoking inside your home?






Response	6	8	10	12	Total	
Smoking is not allowed anywhere inside your home	70.9	65.3	68.3	75.3	69.5	
Smoking is allowed in some places and at some times	6.0	5.8	6.0	6.4	6.0	
Smoking is allowed anywhere inside the home	2.4	3.8	4.1	4.1	3.5	
There are no rules about smoking inside the home	5.4	8.5	10.4	8.7	8.1	
I don't know	15.3	16.6	11.2	5.5	12.9	
N of Valid	333	343	268	219	1163	
N of Miss	13	13	27	10	63	

Table 136: Which statement best describes rules about smoking in your family cars?







Response	6	8	10	12	Total	
Smoking is never allowed in any car	57.2	57.0	59.7	61.0	58.4	
Smoking is allowed sometimes or in some cars	16.8	11.9	11.2	13.3	13.4	
Smoking is allowed in any car anytime	2.7	6.7	6.3	5.5	5.2	
There are no rules about smoking in the car	6.0	9.9	10.1	12.4	9.3	
We do not have a family car	1.2	1.5	0.0	2.8	1.3	
I don't know	16.2	13.1	12.7	5.0	12.4	
N of Valid	334	344	268	218	1164	
N of Miss	14	12	27	10	63	

Table 137: During this school year, were you taught in any of your classes about the dangers of tobacco use?

Response	6	8	10	12	Total	
Strongly agree	43.1	33.7	17.8	17.2	29.6	
Agree	27.8	32.6	38.3	34.9	33.0	
Disagree	5.2	9.4	13.3	18.1	10.7	
Strongly disagree	7.3	7.3	12.5	16.7	10.3	
I don't know	16.5	17.0	18.2	13.0	16.4	
N of Valid	327	341	264	215	1147	
N of Miss	21	15	31	14	81	

Table 138: During the past 12 months, have you participated in any community activities to discourage people your age from using cigarettes, chewing tobacco, snuff, dip or cigars?

Response	6	8	10	12	Total	
Strongly agree	20.5	17.4	11.0	12.6	15.9	
Agree	19.3	21.5	24.2	15.4	20.3	
Disagree	15.6	22.6	18.2	28.0	20.6	
Strongly disagree	18.0	16.2	24.2	29.0	21.0	
I don't know	26.6	22.4	22.3	15.0	22.2	
N of Valid	327	340	264	214	1145	
N of Miss	21	15	30	14	80	

Table 139: On how many occasions have you had alcoholic beverages (beer, wine or hard liquor) to drink in your lifetime - more than just a few sips?

Response	6	8	10	12	Total	
0	86.2	66.0	47.6	30.7	60.9	
1-2	9.9	15.4	16.0	9.2	12.8	
3-5	0.3	7.6	7.1	10.1	5.8	
6-9	1.5	4.1	5.9	9.6	4.8	
10-19	0.3	3.2	6.3	11.5	4.6	
20-39	0.9	2.3	7.4	8.7	4.3	
40+	0.9	1.5	9.7	20.2	6.7	
N of Valid	333	344	269	218	1164	
N of Miss	15	10	26	10	61	

Table 140: On how many occasions have you had beer, wine or hard liquor to drink during the past 30 days?


Response	6	8	10	12	Total	
0	97.6	87.8	70.6	60.1	81.4	
1-2	1.2	7.8	15.2	20.6	10.1	
3-5	0.6	1.7	6.7	6.9	3.5	
6-9	0.3	0.9	4.5	5.5	2.4	
10-19	0.3	0.9	0.0	4.6	1.2	
20-39	0.0	0.3	1.1	1.4	0.6	
40+	0.0	0.6	1.9	0.9	0.8	
N of Valid	333	344	269	218	1164	
N of Miss	15	11	26	11	63	

Table 141: On how many occasions have you used marijuana (grass, pot) or hashish (hash, hash oil) in your lifetime?


Response	6	8	10	12	Total	
0	98.5	94.5	79.5	69.7	87.5	
1-2	0.9	1.5	6.3	6.4	3.4	
3-5	0.0	1.7	1.5	2.3	1.3	
6-9	0.3	1.2	1.5	6.0	1.9	
10-19	0.0	0.3	3.4	3.2	1.5	
20-39	0.0	0.3	1.5	3.7	1.1	
40+	0.3	0.6	6.3	8.7	3.4	
N of Valid	330	343	268	218	1159	
N of Miss	18	12	27	11	68	

Table 142: On how many occasions have you used marijuana (grass, pot) or hashish (hash, hash oil) during the past 30 days?


Response	6	8	10	12	Total	
0	100.0	98.5	91.0	86.3	94.9	
1-2	0.0	0.6	4.9	6.4	2.5	
3-5	0.0	0.6	2.2	1.4	0.9	
6-9	0.0	0.0	1.1	0.9	0.4	
10-19	0.0	0.0	0.0	0.9	0.2	
20-39	0.0	0.0	0.4	0.5	0.2	
40+	0.0	0.3	0.4	3.7	0.9	
N of Valid	331	344	268	219	1162	
N of Miss	17	11	27	10	65	

Table 143: On how many occasions have you used LSD or other psychedelics in your lifetime?





Response	6	8	10	12	Total	
0	100.0	100.0	99.2	96.3	99.1	
1-2	0.0	0.0	0.4	2.7	0.6	
3-5	0.0	0.0	0.0	0.5	0.1	
6-9	0.0	0.0	0.0	0.0	0.0	
10-19	0.0	0.0	0.0	0.0	0.0	
20-39	0.0	0.0	0.0	0.0	0.0	
40+	0.0	0.0	0.4	0.5	0.2	
N of Valid	328	343	266	219	1156	
N of Miss	20	12	29	10	71	

Table 144: On how many occasions have you used LSD or other psychedelics during the past 30 days?




Response	6	8	10	12	Total	
0	99.7	99.7	99.6	100.0	99.7	
1-2	0.0	0.0	0.0	0.0	0.0	
3-5	0.3	0.3	0.0	0.0	0.2	
6-9	0.0	0.0	0.0	0.0	0.0	
10-19	0.0	0.0	0.0	0.0	0.0	
20-39	0.0	0.0	0.0	0.0	0.0	
40+	0.0	0.0	0.4	0.0	0.1	
N of Valid	325	344	265	219	1153	
N of Miss	23	12	29	10	74	

Table 145: On how many occasions have you used cocaine or crack in your lifetime?






Response	6	8	10	12	Total	
0	99.7	99.4	99.2	96.8	99.0	
1-2	0.3	0.6	0.4	1.8	0.7	
3-5	0.0	0.0	0.0	0.5	0.1	
6-9	0.0	0.0	0.0	0.0	0.0	
10-19	0.0	0.0	0.0	0.5	0.1	
20-39	0.0	0.0	0.0	0.0	0.0	
40+	0.0	0.0	0.4	0.5	0.2	
N of Valid	327	345	266	219	1157	
N of Miss	21	11	29	10	71	

Table 146: On how many occasions have you used cocaine or crack during the past 30 days?


Response	6	8	10	12	Total	
0	99.7	99.4	99.2	100.0	99.6	
1-2	0.3	0.3	0.4	0.0	0.3	
3-5	0.0	0.3	0.0	0.0	0.1	
6-9	0.0	0.0	0.0	0.0	0.0	
10-19	0.0	0.0	0.0	0.0	0.0	
20-39	0.0	0.0	0.0	0.0	0.0	
40+	0.0	0.0	0.4	0.0	0.1	
N of Valid	326	342	266	219	1153	
N of Miss	22	13	29	10	74	

Table 147: On how many occasions have you sniffed glue, breathed the contents of an aerosol spray can, or inhaled other gases or sprays, in order to get high in your lifetime?


Response	6	8	10	12	Total	
0	91.9	85.8	88.3	88.6	88.6	
1-2	5.3	9.6	6.8	4.1	6.7	
3-5	1.6	2.0	2.3	3.2	2.2	
6-9	0.3	1.2	0.8	0.9	0.8	
10-19	0.0	0.6	0.8	1.8	0.7	
20-39	0.3	0.0	0.8	0.9	0.4	
40+	0.6	0.9	0.4	0.5	0.6	
N of Valid	321	344	266	219	1150	
N of Miss	25	11	29	10	75	

Table 148: On how many occasions have you sniffed glue, breathed the contents of an aerosol spray can, or inhaled other gases or sprays, in order to get high during the past 30 days?








Response	6	8	10	12	Total	
0	97.2	93.9	95.1	97.7	95.8	
1-2	1.9	4.9	2.6	2.3	3.0	
3-5	0.3	0.6	0.8	0.0	0.4	
6-9	0.3	0.0	0.8	0.0	0.3	
10-19	0.0	0.3	0.8	0.0	0.3	
20-39	0.0	0.3	0.0	0.0	0.1	
40+	0.3	0.0	0.0	0.0	0.1	
N of Valid	323	345	265	219	1152	
N of Miss	25	11	30	10	76	

Table 149: On how many occasions have you used phenoxydine (pox, px, breeze) in your lifetime?


Response	6	8	10	12	Total	
0	100.0	100.0	100.0	100.0	100.0	
1-2	0.0	0.0	0.0	0.0	0.0	
3-5	0.0	0.0	0.0	0.0	0.0	
6-9	0.0	0.0	0.0	0.0	0.0	
10-19	0.0	0.0	0.0	0.0	0.0	
20-39	0.0	0.0	0.0	0.0	0.0	
40+	0.0	0.0	0.0	0.0	0.0	
N of Valid	321	344	264	219	1148	
N of Miss	27	12	31	10	80	

Table 150: On how many occasions have you used phenoxydine (pox, px, breeze) during the past 30 days?


Response	6	8	10	12	Total	
0	100.0	100.0	100.0	100.0	100.0	
1-2	0.0	0.0	0.0	0.0	0.0	
3-5	0.0	0.0	0.0	0.0	0.0	
6-9	0.0	0.0	0.0	0.0	0.0	
10-19	0.0	0.0	0.0	0.0	0.0	
20-39	0.0	0.0	0.0	0.0	0.0	
40+	0.0	0.0	0.0	0.0	0.0	
N of Valid	319	343	263	219	1144	
N of Miss	29	12	32	10	83	

Table 151: On how many occasions have you used sedatives (tranquilizers, such as Valium or Xanax, barbiturates, or sleeping pills) without a doctor telling you to take them, in your lifetime?








Response	6	8	10	12	Total	
0	94.1	93.0	86.4	84.0	90.1	
1-2	4.4	3.5	5.3	3.7	4.2	
3-5	0.9	1.2	1.9	3.7	1.7	
6-9	0.3	0.9	1.9	2.3	1.2	
10-19	0.0	0.3	2.3	2.3	1.0	
20-39	0.0	0.3	0.4	1.4	0.4	
40+	0.3	0.9	1.9	2.7	1.3	
N of Valid	321	345	264	219	1149	
N of Miss	26	11	31	10	78	

Table 152: On how many occasions have you used sedatives (tranquilizers, such as Valium or Xanax, barbiturates, or sleeping pills) without a doctor telling you to take them, during the past 30 days?


Response	6	8	10	12	Total	
0	97.8	97.7	92.0	92.7	95.5	
1-2	1.5	0.9	4.2	4.6	2.5	
3-5	0.6	1.2	2.3	1.8	1.4	
6-9	0.0	0.0	1.1	0.0	0.3	
10-19	0.0	0.3	0.4	0.9	0.3	
20-39	0.0	0.0	0.0	0.0	0.0	
40+	0.0	0.0	0.0	0.0	0.0	
N of Valid	323	345	263	219	1150	
N of Miss	25	11	32	10	78	

Table 153: On how many occasions have you used methamphetamines (meth, speed, crank, crystal meth) in your lifetime?


Response	6	8	10	12	Total	
0	100.0	99.1	98.5	96.3	98.7	
1-2	0.0	0.3	0.4	0.0	0.2	
3-5	0.0	0.3	0.4	1.4	0.4	
6-9	0.0	0.3	0.0	0.9	0.3	
10-19	0.0	0.0	0.4	0.5	0.2	
20-39	0.0	0.0	0.4	0.0	0.1	
40+	0.0	0.0	0.0	0.9	0.2	
N of Valid	321	345	264	219	1149	
N of Miss	27	11	31	10	79	

Table 154: On how many occasions have you used methamphetamines (meth, speed, crank, crystal meth) in the past 30 days?




Response	6	8	10	12	Total	
0	100.0	99.7	99.6	99.5	99.7	
1-2	0.0	0.0	0.4	0.5	0.2	
3-5	0.0	0.3	0.0	0.0	0.1	
6-9	0.0	0.0	0.0	0.0	0.0	
10-19	0.0	0.0	0.0	0.0	0.0	
20-39	0.0	0.0	0.0	0.0	0.0	
40+	0.0	0.0	0.0	0.0	0.0	
N of Valid	321	344	264	218	1147	
N of Miss	27	12	31	11	81	

Table 155: On how many occasions have you used stimulants, other than Methamphetamines (such as amphetamines, Ritalin or Dexedrine) without a doctor telling you to take them, in your lifetime?








Response	6	8	10	12	Total	
0	100.0	98.8	97.7	95.4	98.3	
1-2	0.0	0.9	1.9	1.4	1.0	
3-5	0.0	0.3	0.0	0.5	0.2	
6-9	0.0	0.0	0.0	0.9	0.2	
10-19	0.0	0.0	0.0	0.5	0.1	
20-39	0.0	0.0	0.4	0.0	0.1	
40+	0.0	0.0	0.0	1.4	0.3	
N of Valid	319	344	264	218	1145	
N of Miss	29	12	31	11	83	

Table 156: On how many occasions have you used stimulants, other than Methamphetamines (such as amphetamines, Ritalin or Dexedrine) without a doctor telling you to take them, during the past 30 days?




Response	6	8	10	12	Total	
0	100.0	100.0	99.6	98.6	99.7	
1-2	0.0	0.0	0.4	0.9	0.3	
3-5	0.0	0.0	0.0	0.5	0.1	
6-9	0.0	0.0	0.0	0.0	0.0	
10-19	0.0	0.0	0.0	0.0	0.0	
20-39	0.0	0.0	0.0	0.0	0.0	
40+	0.0	0.0	0.0	0.0	0.0	
N of Valid	321	343	264	219	1147	
N of Miss	27	12	31	10	80	

Table 157: On how many occasions have you used heroin or other opiates in your lifetime?






Response	6	8	10	12	Total	
0	100.0	99.7	99.6	98.2	99.5	
1-2	0.0	0.3	0.0	0.0	0.1	
3-5	0.0	0.0	0.4	0.9	0.3	
6-9	0.0	0.0	0.0	0.0	0.0	
10-19	0.0	0.0	0.0	0.5	0.1	
20-39	0.0	0.0	0.0	0.0	0.0	
40+	0.0	0.0	0.0	0.5	0.1	
N of Valid	319	344	264	219	1146	
N of Miss	29	12	31	10	82	

Table 158: On how many occasions have you used heroin or other opiates during the past 30 days?



Response	6	8	10	12	Total	
0	100.0	100.0	100.0	99.5	99.9	
1-2	0.0	0.0	0.0	0.0	0.0	
3-5	0.0	0.0	0.0	0.0	0.0	
6-9	0.0	0.0	0.0	0.0	0.0	
10-19	0.0	0.0	0.0	0.5	0.1	
20-39	0.0	0.0	0.0	0.0	0.0	
40+	0.0	0.0	0.0	0.0	0.0	
N of Valid	319	344	264	219	1146	
N of Miss	29	12	31	10	82	

Table 159: On how many occasions have you used MDMA ('X', 'E', or ecstasy) in your lifetime?





Response	6	8	10	12	Total	
0	100.0	99.1	99.6	96.3	99.0	
1-2	0.0	0.6	0.4	2.3	0.7	
3-5	0.0	0.0	0.0	1.4	0.3	
6-9	0.0	0.3	0.0	0.0	0.1	
10-19	0.0	0.0	0.0	0.0	0.0	
20-39	0.0	0.0	0.0	0.0	0.0	
40+	0.0	0.0	0.0	0.0	0.0	
N of Valid	318	343	264	219	1144	
N of Miss	30	13	31	10	84	

Table 160: On how many occasions have you used MDMA ('X', 'E', or ecstasy) during the past 30 days?


Response	6	8	10	12	Total	
0	100.0	100.0	100.0	100.0	100.0	
1-2	0.0	0.0	0.0	0.0	0.0	
3-5	0.0	0.0	0.0	0.0	0.0	
6-9	0.0	0.0	0.0	0.0	0.0	
10-19	0.0	0.0	0.0	0.0	0.0	
20-39	0.0	0.0	0.0	0.0	0.0	
40+	0.0	0.0	0.0	0.0	0.0	
N of Valid	317	342	263	219	1141	
N of Miss	31	14	32	10	87	

Table 161: On how many occasions have you taken prescription drugs (such as Valium, Xanax, Ritalin, Adderall, OxyContin, Darvocet, or sleeping pills) on your own-that is, without a doctor telling you to take them in your lifetime?








Response	6	8	10	12	Total	
0	96.3	91.5	84.4	78.1	88.6	
1-2	2.8	5.0	7.3	6.4	5.2	
3-5	0.3	0.9	3.4	4.6	2.0	
6-9	0.3	0.3	1.5	2.3	1.0	
10-19	0.0	0.9	2.3	4.1	1.6	
20-39	0.0	0.3	0.8	0.5	0.3	
40+	0.3	1.2	0.4	4.1	1.3	
N of Valid	320	343	262	219	1144	
N of Miss	28	13	32	10	83	

Table 162: On how many occasions have you taken prescription drugs (such as Valium, Xanax, Ritalin, Adderall, OxyContin, Darvocet, or sleeping pills) on your own-that is, without a doctor telling you to take them during the past 30 days?








Response	6	8	10	12	Total	
0	98.8	96.8	92.4	90.9	95.2	
1-2	0.9	1.7	3.8	4.6	2.5	
3-5	0.3	0.0	1.1	1.8	0.7	
6-9	0.0	0.6	1.9	1.4	0.9	
10-19	0.0	0.3	0.4	0.9	0.3	
20-39	0.0	0.6	0.4	0.0	0.3	
40+	0.0	0.0	0.0	0.5	0.1	
N of Valid	320	343	264	219	1146	
N of Miss	28	13	31	10	82	

Table 163: On how many occasions have you taken non-prescription medicines such as diet pills (for example, Dietac, Dexatrim or Prolamine), stay-awake pills (for example No-Doz, Vivarin, or Wake), or cough or cold medicines (robos, DXM, etc.) to get high in your lifetime?


Response	6	8	10	12	Total	
0	96.3	95.3	95.5	89.5	94.5	
1-2	1.2	2.0	1.5	3.2	1.9	
3-5	1.2	0.6	1.5	1.4	1.1	
6-9	0.3	0.6	0.0	1.4	0.5	
10-19	0.3	0.9	0.8	1.8	0.9	
20-39	0.3	0.3	0.4	0.0	0.3	
40+	0.3	0.3	0.4	2.7	0.8	
N of Valid	321	343	265	219	1148	
N of Miss	27	12	30	10	79	

Table 164: On how many occasions have you taken non-prescription medicines such as diet pills (for example, Dietac, Dexatrim or Prolamine), stay-awake pills (for example No-Doz, Vivarin, or Wake), or cough or cold medicines (robos, DXM, etc.) to get high during the past 30 days?


Response	6	8	10	12	Total	
0	98.1	98.0	98.1	96.3	97.7	
1-2	1.6	1.2	1.1	2.8	1.6	
3-5	0.3	0.9	0.4	0.5	0.5	
6-9	0.0	0.0	0.0	0.0	0.0	
10-19	0.0	0.0	0.4	0.5	0.2	
20-39	0.0	0.0	0.0	0.0	0.0	
40+	0.0	0.0	0.0	0.0	0.0	
N of Valid	319	344	265	217	1145	
N of Miss	29	12	30	12	83	

Table 165: On how many occasions have you been drunk or very high from drinking alcoholic beverages during the past 30 days?

Response	6	8	10	12	Total	
0	99.4	93.9	79.5	72.8	88.2	
1-2	0.3	2.6	11.2	16.1	6.5	
3-5	0.3	1.2	5.0	5.5	2.6	
6-9	0.0	0.9	1.9	4.1	1.5	
10-19	0.0	0.9	0.8	0.0	0.4	
20-39	0.0	0.0	0.8	0.0	0.2	
40+	0.0	0.6	0.8	1.4	0.6	
N of Valid	320	344	259	217	1140	
N of Miss	28	12	36	11	87	

Table 166: On how many occasions have you drunk flavored alcoholic beverages, sometimes called 'alcopops' (like Mike's Hard Lemonade, Smirnoff Ice, Bacardi Breezers, etc.) in your lifetime?

Response	6	8	10	12	Total	
0	93.1	76.4	58.3	42.5	70.4	
1-2	3.8	12.2	14.4	13.7	10.7	
3-5	1.9	5.5	8.7	10.5	6.2	
6-9	0.3	3.2	3.8	8.7	3.6	
10-19	0.6	1.5	7.2	9.6	4.1	
20-39	0.0	0.3	4.2	5.0	2.0	
40+	0.3	0.9	3.4	10.0	3.1	
N of Valid	319	343	264	219	1145	
N of Miss	29	13	31	10	83	

Table 167: On how many occasions have you drunk flavored alcoholic beverages, sometimes called 'alcopops' (like Mike's Hard Lemonade, Smirnoff Ice, Bacardi Breezers, etc.) during the past 30 days?


Response	6	8	10	12	Total	
0	98.7	91.8	84.0	79.9	89.7	
1-2	1.3	5.0	9.9	8.7	5.8	
3-5	0.0	1.2	2.7	3.7	1.7	
6-9	0.0	1.2	0.8	6.4	1.7	
10-19	0.0	0.3	0.8	0.5	0.3	
20-39	0.0	0.0	0.8	0.0	0.2	
40+	0.0	0.6	1.1	0.9	0.6	
N of Valid	319	343	263	219	1144	
N of Miss	29	12	32	10	83	

Table 168: Think back over the last two weeks. How many times have you had five or more alcoholic drinks in a row?


Response	6	8	10	12	Total	
None	98.1	91.4	82.1	79.0	88.7	
Once	1.0	2.4	6.2	7.8	3.9	
Twice	0.3	3.3	5.1	6.4	3.5	
3-5 times	0.3	1.2	2.3	4.1	1.8	
6-9 times	0.3	0.3	2.3	0.9	0.9	
10 or more times	0.0	1.5	1.9	1.8	1.2	
N of Valid	314	338	257	219	1128	
N of Miss	34	17	38	10	99	

Table 169: During the past 30 days, how many times did you ride in a car or other vehicle driven by someone who had been drinking alcohol?


Response	6	8	10	12	Total	
0 times	87.5	85.6	82.8	83.6	85.1	
1 time	7.1	7.6	6.6	6.8	7.1	
2 or 3 times	1.9	1.8	7.0	7.8	4.2	
4 or 5 times	1.0	1.5	1.2	0.0	1.0	
6 or more times	2.6	3.5	2.3	1.8	2.7	
N of Valid	311	340	256	219	1126	
N of Miss	37	16	39	10	102	

Table 170: During the past 30 days, how many times did you drive a car or other vehicle when you had been drinking alcohol?







Response	6	8	10	12	Total	
I did not drive a car in the past 30 days	50.0	48.2	36.0	17.0	39.8	
0 times	48.3	48.5	58.4	75.7	56.1	
1 time	1.0	0.6	2.8	3.7	1.8	
2 or 3 times	0.3	1.2	1.6	2.8	1.4	
4 or 5 times	0.0	0.0	0.8	0.5	0.3	
6 or more times	0.3	1.5	0.4	0.5	0.7	
N of Valid	300	336	250	218	1104	
N of Miss	37	17	41	11	106	

Table 171: If you drank alcohol (not just a sip or taste) in the past year, how did you usually get it?













Response	6	8	10	12	Total	
I did not drink alcohol in the past year	90.6	77.7	56.8	43.1	69.8	
I bought it myself with a fake ID	0.3	0.0	0.0	0.0	0.1	
I bought it myself without a fake ID	0.0	0.3	0.4	0.5	0.3	
I got it from someone I know age 21 or older	0.6	5.4	16.8	32.4	11.9	
I got it from someone I know under age 21	0.6	2.7	5.2	5.6	3.3	
I got it from my brother or sister	0.3	1.2	2.8	0.0	1.1	
I got it from home with my parents' permission	2.6	3.3	4.4	4.2	3.5	
I got it from home without my parents' permission	0.3	3.3	2.8	0.9	1.9	
I got it from another relative	0.6	2.4	1.2	1.9	1.5	
A stranger bought it for me	0.3	0.0	0.8	2.3	0.7	
I took it from a store or shop	0.0	0.3	0.0	0.0	0.1	
Other	3.6	3.3	8.8	9.3	5.8	
N of Valid	309	332	250	216	1107	
N of Miss	39	21	42	10	112	

Table 172: If you drank alcohol (not just a sip or taste) in the past year, where did you usually drink it?











Response	6	8	10	12	Total	
I did not drink alcohol in the past year	94.4	76.5	57.6	45.2	71.2	
at my home	2.3	9.9	11.4	9.5	8.1	
at someone else's home	1.6	9.3	25.3	31.4	15.0	
at an open area like a park, beach, field, back road, woods, or a street corner	0.3	2.7	4.1	11.0	3.9	
at a sporting event or concert	0.0	0.0	0.8	0.5	0.3	
at a restaurant, bar, or a nightclub	0.0	0.0	0.4	0.0	0.1	
at an empty building or a construction site	0.3	0.3	0.0	0.0	0.2	
at a hotel/motel	0.7	0.3	0.0	0.5	0.4	
in a car	0.3	0.3	0.4	1.9	0.6	
at school	0.0	0.6	0.0	0.0	0.2	
N of Valid	305	332	245	210	1092	
N of Miss	43	19	44	11	117	

Table 173: During the last month, about how many marijuana cigarettes, or the equivalent, did you smoke a day, on the average?








Response	6	8	10	12	Total	
None	99.7	95.5	90.4	87.6	94.0	
Less than 1 a day	0.0	1.5	3.2	5.0	2.2	
1 a day	0.3	1.2	0.4	0.9	0.7	
2-3 a day	0.0	0.6	3.6	1.4	1.3	
4-6 a day	0.0	0.6	1.6	2.3	1.0	
7-10 a day	0.0	0.3	0.4	0.9	0.4	
11 or more a day	0.0	0.3	0.4	1.8	0.5	
N of Valid	310	337	250	218	1115	
N of Miss	38	19	44	10	111	

Table 174: How wrong would most adults (over 21) in your neighborhood think it is for kids your age: to use marijuana?





Response	6	8	10	12	Total	
Very wrong	90.6	84.5	70.3	67.1	79.6	
Wrong	6.8	7.8	16.5	16.0	11.1	
A little bit wrong	1.6	5.1	10.0	10.5	6.3	
Not wrong at all	1.0	2.7	3.2	6.4	3.1	
N of Valid	310	335	249	219	1113	
N of Miss	37	21	45	10	113	

Table 175: How wrong would most adults (over 21) in your neighborhood think it is for kids your age: to drink alcohol?





Response	6	8	10	12	Total	
Very wrong	83.2	68.1	47.6	38.1	61.8	
Wrong	9.1	16.1	23.4	23.4	17.2	
A little bit wrong	5.8	10.7	20.2	28.4	15.0	
Not wrong at all	1.9	5.1	8.9	10.1	6.0	
N of Valid	309	335	248	218	1110	
N of Miss	39	21	47	11	118	

Table 176: How wrong would most adults (over 21) in your neighborhood think it is for kids your age: to smoke cigarettes?





Response	6	8	10	12	Total	
Very wrong	82.9	71.6	53.2	35.3	63.5	
Wrong	9.0	14.6	20.2	24.3	16.2	
A little bit wrong	5.5	8.4	16.1	24.8	12.5	
Not wrong at all	2.6	5.4	10.5	15.6	7.7	
N of Valid	310	335	248	218	1111	
N of Miss	38	21	47	11	117	

Table 177: How much do each of the following statements describe your neighborhood? crime and/or drug selling

Response	6	8	10	12	Total	
NO!	79.7	70.7	62.1	55.7	68.3	
no	12.8	17.0	23.0	22.4	18.2	
yes	4.6	7.8	11.3	17.4	9.6	
YES!	3.0	4.5	3.6	4.6	3.9	
N of Valid	305	335	248	219	1107	
N of Miss	43	21	47	10	121	

Table 178: How much do each of the following statements describe your neighborhood? fights

Response	6	8	10	12	Total	
NO!	68.7	61.4	54.1	53.7	60.3	
no	17.6	22.0	31.7	32.1	24.9	
yes	9.8	10.7	11.4	11.9	10.8	
YES!	3.9	5.9	2.8	2.3	4.0	
N of Valid	307	337	246	218	1108	
N of Miss	41	19	49	10	119	

Table 179: How much do each of the following statements describe your neighborhood? lots of empty or abandoned buildings

Response	6	8	10	12	Total	
NO!	70.0	66.3	60.4	58.7	64.5	
no	19.9	22.4	33.5	29.4	25.5	
yes	6.5	7.5	4.9	10.1	7.1	
YES!	3.6	3.9	1.2	1.8	2.8	
N of Valid	307	335	245	218	1105	
N of Miss	41	21	49	11	122	

Table 180: How much do each of the following statements describe your neighborhood? lots of graffiti





Response	6	8	10	12	Total	
NO!	76.0	70.6	71.4	78.5	73.8	
no	17.1	23.4	25.7	19.6	21.4	
yes	3.9	3.3	2.0	0.9	2.7	
YES!	3.0	2.7	0.8	0.9	2.0	
N of Valid	304	333	245	219	1101	
N of Miss	44	23	50	10	127	

Table 181: If I had to move, I would miss the neighborhood I now live in.





Response	6	8	10	12	Total	
NO!	11.3	16.8	16.0	15.5	14.8	
no	12.6	15.6	21.4	23.3	17.6	
yes	19.4	28.4	31.7	32.9	27.5	
YES!	56.6	39.2	30.9	28.3	40.1	
N of Valid	309	334	243	219	1105	
N of Miss	39	22	52	10	123	

Table 182: My neighbors notice when I am doing a good job and let me know about it.





Response	6	8	10	12	Total	
NO!	37.7	40.4	37.2	40.6	39.0	
no	27.2	36.1	41.3	36.5	34.9	
yes	22.2	17.5	16.9	15.1	18.2	
YES!	12.9	6.0	4.5	7.8	7.9	
N of Valid	302	332	242	219	1095	
N of Miss	45	24	53	10	132	

Table 183: I like my neighborhood.

Response	6	8	10	12	Total	
NO!	9.4	13.3	14.5	13.4	12.5	
no	8.4	12.4	18.6	12.9	12.8	
yes	29.9	39.6	36.4	50.7	38.3	
YES!	52.3	34.7	30.6	23.0	36.4	
N of Valid	308	331	242	217	1098	
N of Miss	40	25	53	12	130	

Table 184: There are lots of adults in my neighborhood I could talk to about something important.

Response	6	8	10	12	Total	
NO!	25.0	27.5	29.2	25.7	26.8	
no	26.3	26.3	29.2	35.3	28.7	
yes	21.7	23.9	28.7	26.6	24.9	
YES!	27.0	22.4	12.9	12.4	19.6	
N of Valid	304	331	240	218	1093	
N of Miss	44	25	55	11	135	

Table 185: I'd like to get out of my neighborhood.

Response	6	8	10	12	Total	
NO!	54.2	43.8	36.0	23.1	40.9	
no	28.6	30.2	34.3	38.0	32.2	
yes	7.6	14.5	18.6	24.5	15.5	
YES!	9.6	11.5	11.0	14.4	11.4	
N of Valid	301	331	236	216	1084	
N of Miss	46	25	59	12	142	

Table 186: There are people in my neighborhood who are proud of me when I do something well.

Response	6	8	10	12	Total
NO!	21.2	25.4	27.0	26.1	24.7
no	25.8	28.4	31.2	27.5	28.1
yes	27.8	27.5	31.2	33.5	29.6
YES!	25.2	18.7	10.5	12.8	17.5
N of Valid	302	327	237	218	1084
N of Miss	46	29	57	11	143

Table 187: There are people in my neighborhood who encourage me to do my best.

Response	6	8	10	12	Total
NO!	20.5	25.9	29.7	25.2	25.1
no	23.1	26.2	27.5	28.4	26.1
yes	28.1	28.0	30.9	33.5	29.8
YES!	28.4	19.8	11.9	12.8	19.1
N of Valid	303	328	236	218	1085
N of Miss	44	28	59	11	142

Table 188: I feel safe in my neighborhood.

Response	6	8	10	12	Total
NO!	10.5	11.6	9.8	6.0	9.8
no	13.4	13.5	9.4	10.1	11.9
yes	27.5	36.4	48.7	54.1	40.1
YES!	48.5	38.5	32.1	29.8	38.2
N of Valid	305	327	234	218	1084
N of Miss	43	27	60	11	141

Table 189: Which of the following activities for people your age are available in your community? sports teams?



Response	6	8	10	12	Total	
No	11.9	14.7	16.0	18.9	15.0	
Yes	88.1	85.3	84.0	81.1	85.0	
N of Valid	302	334	238	217	1091	
N of Miss	46	22	57	12	137	

Table 190: Which of the following activities for people your age are available in your community? scouting?



Response	6	8	10	12	Total	
No	29.8	47.1	48.5	46.8	42.6	
Yes	70.2	52.9	51.5	53.2	57.4	
N of Valid	295	327	235	216	1073	
N of Miss	52	29	60	13	154	

Table 191: Which of the following activities for people your age are available in your community? boys and girls clubs?



Response	6	8	10	12	Total	
No	40.7	44.0	47.0	50.7	45.1	
Yes	59.3	56.0	53.0	49.3	54.9	
N of Valid	295	327	236	215	1073	
N of Miss	51	28	59	14	152	

Table 192: Which of the following activities for people your age are available in your community? 4-H clubs?



Response	6	8	10	12	Total	
No	26.4	40.7	30.8	26.7	31.8	
Yes	73.6	59.3	69.2	73.3	68.2	
N of Valid	299	329	237	217	1082	
N of Miss	47	26	58	12	143	

Table 193: Which of the following activities for people your age are available in your community? service clubs?



Response	6	8	10	12	Total	
No	37.4	40.4	32.8	36.9	37.2	
Yes	62.6	59.6	67.2	63.1	62.8	
N of Valid	294	324	235	214	1067	
N of Miss	53	32	60	15	160	

Table 194: If a kid smoked marijuana in your neighborhood would he or she be caught by the police?





Response	6	8	10	12	Total	
NO!	14.8	16.7	21.3	24.3	18.7	
no	20.2	32.2	52.3	57.8	38.5	
yes	28.3	25.8	17.0	12.4	21.9	
YES!	36.7	25.2	9.4	5.5	20.9	
N of Valid	297	329	235	218	1079	
N of Miss	51	27	59	11	148	

Table 195: If a kid drank some beer, wine or hard liquor (for example, vodka, whiskey, or gin) in your neighborhood would he or she be caught by the police?





Response	6	8	10	12	Total	
NO!	17.9	21.9	28.1	32.1	24.2	
no	27.7	41.3	51.5	56.4	42.9	
yes	27.0	21.6	15.3	8.7	19.1	
YES!	27.4	15.2	5.1	2.8	13.8	
N of Valid	296	329	235	218	1078	
N of Miss	52	27	60	11	150	

Table 196: If a kid carried a handgun in your neighborhood would he or she be caught by the police?





Response	6	8	10	12	Total	
NO!	17.2	16.1	20.5	19.3	18.0	
no	18.2	26.7	41.9	48.2	32.0	
yes	26.3	26.7	26.1	19.7	25.0	
YES!	38.4	30.4	11.5	12.8	25.0	
N of Valid	297	329	234	218	1078	
N of Miss	51	26	61	11	149	

Table 197: If you wanted to get some cigarettes, how easy would it be for you to get some?





Response	6	8	10	12	Total	
Very hard	75.2	51.7	20.5	11.5	43.1	
Sort of hard	9.9	12.1	17.1	5.0	11.1	
Sort of easy	7.1	18.6	21.8	14.7	15.3	
Very easy	7.8	17.6	40.6	68.8	30.4	
N of Valid	294	323	234	218	1069	
N of Miss	54	33	61	11	159	

Table 198: If you wanted to get some beer, wine or hard liquor (for example, vodka, whiskey, or gin), how easy would it be for you to get some?





Response	6	8	10	12	Total	
Very hard	70.3	42.7	19.3	14.2	39.3	
Sort of hard	12.4	17.6	20.2	12.4	15.7	
Sort of easy	8.3	17.3	29.2	25.7	19.2	
Very easy	9.0	22.3	31.3	47.7	25.8	
N of Valid	290	323	233	218	1064	
N of Miss	58	33	62	11	164	

Table 199: If you wanted to get a drug like cocaine, LSD, or amphetamines, how easy would it be for you to get some?


Response	6	8	10	12	Total	
Very hard	93.1	83.6	65.7	48.2	75.0	
Sort of hard	3.1	9.0	14.6	22.0	11.3	
Sort of easy	1.4	3.7	12.4	17.0	7.7	
Very easy	2.4	3.7	7.3	12.8	6.0	
N of Valid	290	323	233	218	1064	
N of Miss	58	33	62	11	164	

Table 200: If you wanted to get a handgun, how easy would it be for you to get one?


Response	6	8	10	12	Total	
Very hard	68.9	61.0	47.8	39.9	55.9	
Sort of hard	12.1	14.6	17.7	17.4	15.2	
Sort of easy	9.3	8.7	14.7	17.0	11.9	
Very easy	9.7	15.8	19.8	25.7	17.0	
N of Valid	289	323	232	218	1062	
N of Miss	59	33	63	11	166	

Table 201: If you wanted to get some marijuana, how easy would it be for you to get some?


Response	6	8	10	12	Total	
Very hard	91.3	70.7	41.8	23.0	60.2	
Sort of hard	4.5	9.6	12.1	11.5	9.1	
Sort of easy	1.0	9.0	20.3	22.1	12.0	
Very easy	3.1	10.8	25.9	43.3	18.7	
N of Valid	288	324	232	217	1061	
N of Miss	59	32	63	12	166	

Table 202: During the past 12 months, have you participated in any alcohol prevention programs or seen any alcohol prevention messages in your school or community? Yes, a school-based program focused on preventing underage drinking and/or drinking and driving.



Response	6	8	10	12	Total	
No	65.2	79.8	80.3	74.2	74.8	
Yes	34.8	20.2	19.7	25.8	25.2	
N of Valid	348	356	295	229	1228	
N of Miss	0	0	0	0	0	

Table 203: During the past 12 months, have you participated in any alcohol prevention programs or seen any alcohol prevention messages in your school or community? Yes, a community-based program focused on preventing underage drinking and/or drinking and driving (for example, through your church or temple or through youth groups like Boys and Girls Club or 4-H).



Response	6	8	10	12	Total	
No	83.0	92.1	95.3	93.4	90.6	
Yes	17.0	7.9	4.7	6.6	9.4	
N of Valid	348	356	295	229	1228	
N of Miss	0	0	0	0	0	

Table 204: During the past 12 months, have you participated in any alcohol prevention programs or seen any alcohol prevention messages in your school or community? Yes, a media campaign addressing underage drinking and/or drinking and driving (for example, newspaper ads, posters, pamphlets, radio, TV).



Response	6	8	10	12	Total	
No	80.7	89.3	89.5	86.5	86.4	
Yes	19.3	10.7	10.5	13.5	13.6	
N of Valid	348	356	295	229	1228	
N of Miss	0	0	0	0	0	

Table 205: During the past 12 months, have you participated in any alcohol prevention programs or seen any alcohol prevention messages in your school or community? No



Response	6	8	10	12	Total	
No	56.6	37.4	46.8	40.2	45.6	
Yes	43.4	62.6	53.2	59.8	54.4	
N of Valid	348	356	295	229	1228	
N of Miss	0	0	0	0	0	

Table 206: How wrong do your parents feel it would be for YOU to: drink beer, wine or hard liquor (for example, vodka, whiskey or gin) regularly?


Response	6	8	10	12	Total	
Very wrong	91.5	79.1	63.2	55.0	74.2	
Wrong	5.8	11.7	21.5	20.6	14.0	
A little bit wrong	2.0	6.8	12.7	18.8	9.2	
Not wrong at all	0.7	2.5	2.6	5.5	2.6	
N of Valid	294	325	228	218	1065	
N of Miss	52	29	67	11	159	

Table 207: How wrong do your parents feel it would be for YOU to: smoke cigarettes?


Response	6	8	10	12	Total	
Very wrong	93.6	87.1	74.7	61.5	81.0	
Wrong	4.4	9.2	13.5	20.2	11.0	
A little bit wrong	1.0	2.5	8.3	11.9	5.2	
Not wrong at all	1.0	1.2	3.5	6.4	2.7	
N of Valid	297	326	229	218	1070	
N of Miss	51	30	66	11	158	

Table 208: How wrong do your parents feel it would be for YOU to: smoke marijuana?


Response	6	8	10	12	Total	
Very wrong	98.6	93.9	86.7	80.6	90.9	
Wrong	1.4	3.1	7.5	12.0	5.4	
A little bit wrong	0.0	1.2	3.5	4.2	2.0	
Not wrong at all	0.0	1.8	2.2	3.2	1.7	
N of Valid	291	326	226	216	1059	
N of Miss	56	30	69	13	168	

Table 209: How wrong do your parents feel it would be for YOU to: steal something worth more than \$5?





Response	6	8	10	12	Total	
Very wrong	87.8	85.4	86.4	86.7	86.6	
Wrong	10.1	11.5	11.0	11.5	11.0	
A little bit wrong	2.0	1.9	1.8	1.4	1.8	
Not wrong at all	0.0	1.2	0.9	0.5	0.7	
N of Valid	296	323	228	218	1065	
N of Miss	51	32	67	11	161	

Table 210: How wrong do your parents feel it would be for YOU to: draw graffiti, write things, or draw pictures on buildings or other property (without the owner's permission)?





Response	6	8	10	12	Total	
Very wrong	89.2	82.8	80.3	77.5	83.0	
Wrong	8.1	10.7	13.6	16.5	11.8	
A little bit wrong	1.7	4.9	4.4	4.1	3.7	
Not wrong at all	1.0	1.5	1.8	1.8	1.5	
N of Valid	296	326	228	218	1068	
N of Miss	52	30	67	11	160	

Table 211: How wrong do your parents feel it would be for YOU to: pick a fight with someone?





Response	6	8	10	12	Total	
Very wrong	71.6	56.3	48.0	50.5	57.6	
Wrong	18.9	25.8	30.4	32.1	26.2	
A little bit wrong	7.1	14.5	17.6	14.7	13.1	
Not wrong at all	2.4	3.4	4.0	2.8	3.1	
N of Valid	296	325	227	218	1066	
N of Miss	51	30	67	11	159	

Table 212: During the past 12 months, have you talked with at least one of your parents about the dangers of underage drinking and/or drinking and driving? By parents, we mean either your biological parents, adoptive parents, stepparents, or adult guardians - whether or not they live with you.



Response	6	8	10	12	Total	
No	56.4	61.1	60.9	55.6	58.6	
Yes	43.6	38.9	39.1	44.4	41.4	
N of Valid	280	316	225	214	1035	
N of Miss	68	40	70	15	193	

Table 213: Have any of your brothers or sisters ever: drunk beer, wine or hard liquor (for example, vodka, whiskey or gin)?




Response	6	8	10	12	Total	
No	73.3	55.6	43.8	35.0	53.7	
Yes	21.6	39.4	51.3	60.8	41.4	
I don't have any brothers or sisters	5.1	5.0	4.9	4.1	4.8	
N of Valid	292	320	226	217	1055	
N of Miss	55	36	68	12	171	

Table 214: Have any of your brothers or sisters ever: smoked marijuana?




Response	6	8	10	12	Total	
No	90.0	83.2	70.4	61.6	77.9	
Yes	4.8	12.1	24.8	33.8	17.3	
I don't have any brothers or sisters	5.2	4.8	4.9	4.6	4.9	
N of Valid	291	315	226	216	1048	
N of Miss	57	41	69	13	180	

Table 215: Have any of your brothers or sisters ever: smoked cigarettes?




Response	6	8	10	12	Total	
No	77.7	63.5	55.6	50.7	63.1	
Yes	17.2	31.4	39.1	44.7	31.9	
I don't have any brothers or sisters	5.2	5.0	5.3	4.6	5.0	
N of Valid	291	318	225	217	1051	
N of Miss	57	38	70	12	177	

Table 216: Have any of your brothers or sisters ever: taken a handgun to school?




Response	6	8	10	12	Total	
No	94.4	93.4	93.3	94.0	93.8	
Yes	0.0	1.9	2.2	1.8	1.4	
I don't have any brothers or sisters	5.6	4.7	4.5	4.1	4.8	
N of Valid	288	317	224	217	1046	
N of Miss	60	39	70	12	181	

Table 217: Have any of your brothers or sisters ever: been suspended or expelled from school?




Response	6	8	10	12	Total	
No	80.0	72.4	72.3	74.1	74.8	
Yes	14.5	22.9	23.2	21.3	20.3	
I don't have any brothers or sisters	5.5	4.7	4.5	4.6	4.9	
N of Valid	290	319	224	216	1049	
N of Miss	58	37	71	13	179	

Table 218: The rules in my family are clear.





Response	6	8	10	12	Total	
NO!	2.1	6.3	0.9	3.2	3.3	
no	5.9	7.2	11.5	8.7	8.1	
yes	30.4	36.6	46.9	45.0	38.9	
YES!	61.5	50.0	40.7	43.1	49.7	
N of Valid	286	320	226	218	1050	
N of Miss	62	36	69	11	178	

Table 219: People in my family often insult or yell at each other.

Response	6	8	10	12	Total	
NO!	39.6	26.7	19.1	17.4	26.7	
no	33.3	37.7	44.0	47.2	39.9	
yes	20.0	22.6	24.9	26.1	23.1	
YES!	7.0	12.9	12.0	9.2	10.3	
N of Valid	285	318	225	218	1046	
N of Miss	62	38	70	11	181	

Table 220: When I am not at home, one of my parents knows where I am and who I am with.

Response	6	8	10	12	Total	
NO!	3.1	5.3	2.2	3.7	3.7	
no	4.9	4.7	11.6	12.4	7.8	
yes	21.3	36.5	48.9	47.7	37.3	
YES!	70.6	53.5	37.3	36.2	51.1	
N of Valid	286	318	225	218	1047	
N of Miss	62	38	70	11	181	

Table 221: We argue about the same things in my family over and over.

Response	6	8	10	12	Total	
NO!	41.5	22.9	15.0	15.7	24.8	
no	33.8	32.4	35.8	36.1	34.3	
yes	16.9	28.3	35.0	36.6	28.3	
YES!	7.7	16.5	14.2	11.6	12.6	
N of Valid	284	315	226	216	1041	
N of Miss	63	41	69	13	186	

Table 222: If you drank some beer or wine or liquor (for example, vodka, whiskey, or gin) without your parents' permission, would you be caught by your parents?





Response	6	8	10	12	Total	
NO!	9.1	11.2	11.7	14.7	11.5	
no	4.2	19.8	37.7	45.2	24.6	
yes	11.2	23.0	26.9	23.0	20.6	
YES!	75.5	46.0	23.8	17.1	43.3	
N of Valid	286	313	223	217	1039	
N of Miss	62	43	70	12	187	

Table 223: My family has clear rules about alcohol and drug use.





Response	6	8	10	12	Total	
NO!	6.3	6.3	4.0	4.1	5.4	
no	5.6	7.9	12.9	9.7	8.7	
yes	15.8	24.4	34.2	41.5	27.7	
YES!	72.3	61.3	48.9	44.7	58.2	
N of Valid	285	315	225	217	1042	
N of Miss	63	41	70	12	186	

Table 224: If you carried a handgun without your parents' permission, would you be caught by your parents?





Response	6	8	10	12	Total	
NO!	7.4	9.3	7.6	8.8	8.3	
no	3.5	8.0	16.1	20.7	11.2	
yes	10.9	23.5	29.0	29.0	22.4	
YES!	78.2	59.2	47.3	41.5	58.1	
N of Valid	284	311	224	217	1036	
N of Miss	64	45	71	12	192	

Table 225: If you skipped school would you be caught by your parents?





Response	6	8	10	12	Total	
NO!	6.4	9.6	4.0	6.9	7.0	
no	1.8	7.0	15.2	24.3	11.0	
yes	14.6	28.8	39.3	35.3	28.6	
YES!	77.1	54.6	41.5	33.5	53.4	
N of Valid	280	313	224	218	1035	
N of Miss	67	43	71	11	192	

Table 226: Do you feel very close to your mother?





Response	6	8	10	12	Total	
NO!	4.0	7.5	8.5	8.8	7.0	
no	4.0	12.7	15.6	20.3	12.6	
yes	14.9	26.5	37.9	36.4	28.0	
YES!	77.1	53.3	37.9	34.6	52.3	
N of Valid	275	306	224	217	1022	
N of Miss	72	49	70	12	203	

Table 227: Do you share your thoughts and feelings with your mother?





Response	6	8	10	12	Total	
NO!	9.7	16.3	16.5	13.4	13.9	
no	11.9	24.1	27.7	33.2	23.5	
yes	26.3	24.8	30.8	32.7	28.2	
YES!	52.2	34.9	25.0	20.7	34.4	
N of Valid	278	307	224	217	1026	
N of Miss	69	48	71	12	200	

Table 228: My parents ask me what I think before most family decisions affecting me are made.

Response	6	8	10	12	Total
NO!	13.0	17.7	16.2	14.3	15.4
no	15.9	21.2	22.1	26.7	21.2
yes	33.0	32.2	43.7	42.9	37.1
YES!	38.0	28.9	18.0	16.1	26.3
N of Valid	276	311	222	217	1026
N of Miss	70	45	73	12	200

Table 229: Do you share your thoughts and feelings with your father?

Response	6	8	10	12	Total
NO!	20.0	26.1	24.8	19.8	22.8
no	20.7	29.1	31.7	32.7	28.1
yes	26.4	20.9	29.8	32.7	26.8
YES!	32.9	23.9	13.8	14.7	22.2
N of Valid	280	306	218	217	1021
N of Miss	68	49	77	12	206

Table 230: Do you enjoy spending time with your mother?

Response	6	8	10	12	Total
NO!	4.0	8.6	7.2	9.3	7.2
no	2.5	5.6	9.0	10.7	6.6
yes	20.7	36.5	51.8	51.6	38.8
YES!	72.7	49.3	32.0	28.4	47.4
N of Valid	275	304	222	215	1016
N of Miss	72	51	73	12	208

Table 231: Do you enjoy spending time with your father?

Response	6	8	10	12	Total	
NO!	8.3	15.8	16.6	11.2	12.9	
no	4.7	9.5	11.5	16.7	10.2	
yes	22.1	31.6	39.2	41.4	32.7	
YES!	64.9	43.1	32.7	30.7	44.2	
N of Valid	276	304	217	215	1012	
N of Miss	72	52	78	14	216	

Table 232: If I had a personal problem, I could ask my mom or dad for help.

Response	6	8	10	12	Total	
NO!	7.7	11.1	10.0	6.0	8.8	
no	5.1	13.0	14.1	13.8	11.3	
yes	19.3	31.9	42.3	45.6	33.7	
YES!	67.9	44.0	33.6	34.6	46.2	
N of Valid	274	307	220	217	1018	
N of Miss	74	49	75	12	210	

Table 233: Do you feel very close to your father?

Response	6	8	10	12	Total	
NO!	11.5	18.4	18.6	15.2	15.9	
no	8.6	14.1	17.7	21.2	14.9	
yes	18.0	29.2	30.2	32.3	27.0	
YES!	61.9	38.4	33.5	31.3	42.3	
N of Valid	278	305	215	217	1015	
N of Miss	70	51	80	12	213	

Table 234: My parents give me lots of chances to do fun things with them.

Response	6	8	10	12	Total	
NO!	6.1	9.1	11.1	8.8	8.6	
no	12.2	17.9	24.1	32.3	20.7	
yes	23.7	34.1	40.7	35.0	32.8	
YES!	58.1	39.0	24.1	24.0	37.8	
N of Valid	279	308	216	217	1020	
N of Miss	68	48	78	12	206	

Table 235: My parents ask if I've gotten my homework done.

Response	6	8	10	12	Total	
NO!	2.2	5.2	6.9	11.5	6.1	
no	4.0	8.4	19.3	27.2	13.5	
yes	20.2	33.1	45.4	40.6	33.8	
YES!	73.6	53.2	28.4	20.7	46.6	
N of Valid	277	308	218	217	1020	
N of Miss	70	48	77	12	207	

Table 236: People in my family have serious arguments.

Response	6	8	10	12	Total	
NO!	39.8	24.8	18.8	22.1	27.0	
no	36.9	41.5	45.4	46.1	42.1	
yes	12.8	21.9	24.8	23.5	20.4	
YES!	10.6	11.8	11.0	8.3	10.5	
N of Valid	274	306	218	217	1015	
N of Miss	72	50	77	12	211	

Table 237: Would your parents know if you did not come home on time?

Response	6	8	10	12	Total
NO!	3.2	4.3	4.6	4.6	4.1
no	7.9	8.2	13.4	17.6	11.2
yes	23.7	35.7	39.6	44.4	35.1
YES!	65.1	51.8	42.4	33.3	49.5
N of Valid	278	305	217	216	1016
N of Miss	70	51	78	12	211

Table 238: It is important to be honest with your parents, even if they become upset or you get punished.

Response	6	8	10	12	Total
NO!	1.8	3.3	4.7	5.1	3.6
no	2.5	8.5	19.2	14.8	10.5
yes	23.6	32.0	39.0	45.4	34.1
YES!	72.0	56.2	37.1	34.7	51.9
N of Valid	275	306	213	216	1010
N of Miss	73	50	81	13	217

Table 239: My parents notice when I am doing a good job and let me know about it.

Response	6	8	10	12	Total
Never or Almost Never	4.7	12.4	10.0	11.2	9.5
Sometimes	19.2	26.7	30.5	31.6	26.5
Often	30.1	27.7	38.1	31.2	31.3
All the time	46.0	33.2	21.4	26.0	32.7
N of Valid	276	307	210	215	1008
N of Miss	72	48	85	14	219

Table 240: How often do your parents tell you they're proud of you for something you've done?





Response	6	8	10	12	Total	
Never or Almost Never	4.3	10.5	14.2	14.9	10.5	
Sometimes	17.3	24.5	29.4	26.5	24.0	
Often	33.1	31.4	33.6	31.2	32.3	
All the time	45.3	33.7	22.7	27.4	33.3	
N of Valid	278	306	211	215	1010	
N of Miss	70	50	84	14	218	

Table 241: How many brothers and sisters, including stepbrothers and stepsisters, do you have that are younger than you?








Response	6	8	10	12	Total	
0	34.8	28.1	28.5	32.4	31.0	
1	37.0	29.4	35.3	28.2	32.5	
2	13.8	17.4	14.0	21.1	16.5	
3	7.2	10.4	7.2	7.5	8.2	
4	3.3	6.7	6.3	4.2	5.1	
5	1.1	2.3	5.3	2.3	2.6	
6 or more	2.9	5.7	3.4	4.2	4.1	
N of Valid	276	299	207	213	995	
N of Miss	72	57	88	16	233	

Table 242: How many brothers and sisters, including stepbrothers and stepsisters, do you have that are older than you?








Response	6	8	10	12	Total	
0	32.9	30.7	36.5	36.0	33.6	
1	28.9	28.1	26.9	34.1	29.4	
2	14.3	15.0	12.5	13.6	14.0	
3	9.6	11.1	9.1	7.9	9.6	
4	7.1	5.2	8.2	1.9	5.7	
5	3.2	3.9	5.3	4.7	4.2	
6 or more	3.9	5.9	1.4	1.9	3.6	
N of Valid	280	306	208	214	1008	
N of Miss	68	50	87	15	220	

Table 243: Have you changed homes in the past year (the last 12 months)?



Response	6	8	10	12	Total	
No	77.2	70.7	79.8	82.3	76.8	
Yes	22.8	29.3	20.2	17.7	23.2	
N of Valid	276	307	208	215	1006	
N of Miss	72	49	87	14	222	

Table 244: How many times have you changed homes since kindergarten?






Response	6	8	10	12	Total	
Never	44.4	30.6	30.2	30.8	34.4	
1 or 2 times	28.5	31.2	29.8	26.6	29.2	
3 or 4 times	16.2	15.9	18.5	24.8	18.5	
5 or 6 times	4.7	9.6	8.3	7.9	7.6	
7 or more times	6.1	12.6	13.2	9.8	10.3	
N of Valid	277	301	205	214	997	
N of Miss	71	55	90	15	231	

Table 245: Have you changed schools (including changing from elementary to middle and middle to high school) in the past year?



Response	6	8	10	12	Total	
No	77.9	65.3	64.2	85.4	72.8	
Yes	22.1	34.7	35.8	14.6	27.2	
N of Valid	271	300	204	212	987	
N of Miss	77	56	91	17	241	

Table 246: How many times have you changed schools since kindergarten (including changing from elementary to middle and middle to high school)?

Response	6	8	10	12	Total	
Never	26.5	21.0	18.4	17.3	21.2	
1 or 2 times	50.0	48.0	28.9	28.0	40.3	
3 or 4 times	17.6	22.0	32.8	32.2	25.2	
5 or 6 times	4.0	2.3	13.9	14.5	7.8	
7 or more times	1.8	6.7	6.0	7.9	5.5	
N of Valid	272	300	201	214	987	
N of Miss	76	56	94	15	241	

Table 247: Has anyone in your family ever had severe alcohol or drug problems?

Response	6	8	10	12	Total	
No	76.8	65.7	56.2	57.5	64.9	
Yes	23.2	34.3	43.8	42.5	35.1	
N of Valid	263	300	201	214	978	
N of Miss	85	56	94	15	250	

Table 248: About how many adults (over 21) have you known personally who in the past year have: used marijuana, crack, cocaine, or other drugs?

Response	6	8	10	12	Total	
0	83.3	68.3	56.9	46.3	65.3	
1	7.0	14.0	17.3	19.2	13.9	
2	5.9	9.7	8.1	7.9	8.0	
3-4	1.9	2.7	9.1	10.7	5.5	
5+	1.9	5.3	8.6	15.9	7.3	
N of Valid	270	300	197	214	981	
N of Miss	78	56	98	15	247	

Table 249: About how many adults (over 21) have you known personally who in the past year have: sold or dealt drugs?






Response	6	8	10	12	Total	
0	90.3	78.6	69.2	65.9	77.2	
1	6.3	10.4	10.8	14.0	10.1	
2	1.5	6.4	8.7	7.9	5.8	
3-4	1.1	1.0	5.1	6.1	3.0	
5+	0.7	3.7	6.2	6.1	3.9	
N of Valid	268	299	195	214	976	
N of Miss	80	57	100	15	252	

Table 250: About how many adults (over 21) have you known personally who in the past year have: done other things that could get them in trouble with the police, like stealing, selling stolen goods, mugging or assaulting others, etc.?






Response	6	8	10	12	Total	
0	85.4	70.3	64.1	61.0	71.2	
1	9.7	14.9	20.0	16.4	14.8	
2	2.2	6.1	4.6	7.5	5.0	
3-4	0.7	3.0	3.6	7.0	3.4	
5+	1.9	5.7	7.7	8.0	5.6	
N of Valid	268	296	195	213	972	
N of Miss	79	59	100	16	254	

Table 251: About how many adults (over 21) have you known personally who in the past year have: gotten drunk or high?






Response	6	8	10	12	Total	
0	69.4	45.9	36.4	26.6	46.2	
1	14.9	22.3	17.9	15.0	17.8	
2	8.6	11.5	12.3	14.0	11.4	
3-4	3.0	5.7	9.7	15.0	7.8	
5+	4.1	14.5	23.6	29.4	16.8	
N of Valid	268	296	195	214	973	
N of Miss	80	59	100	15	254	

Table 252: Have you seen or heard information about underage drinking in the past 12 months from the following sources? Radio



Response	6	8	10	12	Total	
No	55.5	49.7	44.6	44.4	49.1	
Yes	44.5	50.3	55.4	55.6	50.9	
N of Valid	263	292	195	214	964	
N of Miss	84	64	100	15	263	

Table 253: Have you seen or heard information about underage drinking in the past 12 months from the following sources? TV.



Response	6	8	10	12	Total	
No	23.8	24.4	23.4	23.5	23.8	
Yes	76.2	75.6	76.6	76.5	76.2	
N of Valid	265	291	192	213	961	
N of Miss	83	65	102	16	266	

Table 254: Have you seen or heard information about underage drinking in the past 12 months from the following sources? Print. This includes information on underage drinking you may have seen in the newspaper, on a billboard, in pamphlets, on stickers, etc.



Response	6	8	10	12	Total	
No	43.3	48.1	40.7	40.4	43.6	
Yes	56.7	51.9	59.3	59.6	56.4	
N of Valid	263	291	194	213	961	
N of Miss	85	65	101	16	267	

Table 255: Have you seen or heard information about underage drinking in the past 12 months from the following sources? Website or social media? (Facebook, Myspace, website, etc.)



Response	6	8	10	12	Total	
No	58.9	43.3	48.5	41.1	48.1	
Yes	41.1	56.7	51.5	58.9	51.9	
N of Valid	263	291	194	214	962	
N of Miss	85	65	101	15	266	

Table 256: The next questions ask about your opinions of the information you saw or heard. If you have seen or heard more than one ad, please think about your favorite ad when answering these questions. The information about underage drinking that I saw or heard was convincing.

Response	6	8	10	12	Total	
NO!	20.9	18.8	18.1	14.0	18.2	
no	6.1	14.3	23.3	18.2	14.7	
yes	19.8	26.8	34.7	36.9	28.7	
YES!	35.7	25.4	11.4	17.3	23.6	
I have not seen or heard any ads about underage drinking in the past 12 months.	17.5	14.6	12.4	13.6	14.7	
N of Valid	263	287	193	214	957	
N of Miss	85	69	102	15	271	

Table 257: The next questions ask about your opinions of the information you saw or heard. If you have seen or heard more than one ad, please think about your favorite ad when answering these questions. The information about underage drinking that I saw or heard grabbed my attention.

Response	6	8	10	12	Total	
NO!	18.1	14.7	17.3	13.1	15.8	
no	11.5	15.0	24.6	25.2	18.3	
yes	17.3	30.8	32.5	32.7	27.9	
YES!	33.5	24.8	14.7	17.3	23.4	
I have not seen or heard any ads about underage drinking in the past 12 months.	19.6	14.7	11.0	11.7	14.6	
N of Valid	260	286	191	214	951	
N of Miss	88	70	104	15	277	

Table 258: The next questions ask about your opinions of the information you saw or heard. If you have seen or heard more than one ad, please think about your favorite ad when answering these questions. The information about underage drinking that I saw or heard said something important to me.

Response	6	8	10	12	Total	
NO!	14.6	16.1	16.7	13.1	15.1	
no	12.3	16.5	31.8	27.2	20.8	
yes	18.4	22.5	27.6	32.4	24.6	
YES!	33.7	29.5	12.0	16.0	24.1	
I have not seen or heard any ads about underage drinking in the past 12 months.	21.1	15.4	12.0	11.3	15.4	
N of Valid	261	285	192	213	951	
N of Miss	87	71	103	16	277	

Table 259: The next questions ask about your opinions of the information you saw or heard. If you have seen or heard more than one ad, please think about your favorite ad when answering these questions. Seeing or hearing this information about underage drinking made me want to stop or decrease my drinking.










Response	6	8	10	12	Total	
NO!	14.1	16.2	25.7	18.9	18.2	
no	6.9	12.5	25.7	30.7	17.9	
yes	6.5	14.7	18.7	21.2	14.8	
YES!	43.1	27.9	14.4	15.6	26.4	
I have not seen or heard any ads about underage drinking in the past 12 months.	29.4	28.7	15.5	13.7	22.7	
N of Valid	248	265	187	212	912	
N of Miss	100	90	108	17	315	

Table 260: How honest were you in filling out this survey?

Response	6	8	10	12	Total	
I was very honest	86.1	79.6	77.7	84.0	82.0	
I was honest pretty much of the time	13.2	16.3	19.3	13.6	15.5	
I was honest some of the time	0.8	2.0	2.0	1.9	1.6	
I was honest once in a while	0.0	2.0	1.0	0.5	0.9	
I was not honest at all	0.0	0.0	0.0	0.0	0.0	
N of Valid	266	294	197	213	970	
N of Miss	82	61	98	16	257	