

# 2019 APNA

## Arkansas Prevention Needs Assessment Survey

**Hot Spring County  
Tables**

Arkansas Department of Human Services,  
Division of Aging, Adults, and Behavioral  
Health Services  
And  
University of Arkansas at Little Rock  
MidSOUTH Center for Prevention and Training



## Contents

### 1 INTRODUCTION

11

### 2 PERCENTAGE TABLES

15

## List of Frequency Distribution Tables

1	Gender . . . . .	16
2	Age . . . . .	16
3	Are you Hispanic or Latino? . . . . .	16
4	What is your race? Black or African American . . . . .	17
5	What is your race? Asian . . . . .	17
6	What is your race? American Indian . . . . .	17
7	What is your race? Alaska Native . . . . .	17
8	What is your race? White . . . . .	18
9	What is your race? Native Hawaiian or Other Pacific Islander . . . . .	18
10	What is your race? Other . . . . .	18
11	What is the highest level of schooling completed by your mother or father? . . . . .	19
12	Think of where you live most of the time. Which of the following people live there with you? Mother . . . . .	19
13	Think of where you live most of the time. Which of the following people live there with you? Stepmother . . . . .	19
14	Think of where you live most of the time. Which of the following people live there with you? Foster Mother . . . . .	20
15	Think of where you live most of the time. Which of the following people live there with you? Grandmother . . . . .	20
16	Think of where you live most of the time. Which of the following people live there with you? Aunt . . . . .	20
17	Think of where you live most of the time. Which of the following people live there with you? Father . . . . .	20
18	Think of where you live most of the time. Which of the following people live there with you? Stepfather . . . . .	21
19	Think of where you live most of the time. Which of the following people live there with you? Foster Father . . . . .	21
20	Think of where you live most of the time. Which of the following people live there with you? Grandfather . . . . .	21
21	Think of where you live most of the time. Which of the following people live there with you? Uncle . . . . .	21
22	Think of where you live most of the time. Which of the following people live there with you? Other Adults . . . . .	22
23	Think of where you live most of the time. Which of the following people live there with you? Brother(s) . . . . .	22
24	Think of where you live most of the time. Which of the following people live there with you? Stepbrother(s) . . . . .	22
25	Think of where you live most of the time. Which of the following people live there with you? Sister(s) . . . . .	22
26	Think of where you live most of the time. Which of the following people live there with you? Stepsister(s) . . . . .	23

27	Think of where you live most of the time. Which of the following people live there with you? Other Children . . . . .	23
28	In my school, students have lots of chances to help decide things like class activities and rules. . . . .	23
29	Teachers ask me to work on special classroom projects. . . . .	23
30	My teacher(s) notices when I am doing a good job and lets me know about it. . . . .	24
31	There are lots of chances for students in my school to get involved in sports, clubs, and other school activities outside of class. . . . .	24
32	There are lots of chances for students in my school to talk with a teacher one-on-one. . . . .	24
33	I feel safe at my school. . . . .	25
34	The school lets my parents know when I have done something well. . . . .	25
35	My teachers praise me when I work hard in school. . . . .	25
36	Are your school grades better than the grades of most students in your class? . . . . .	26
37	I have lots of chances to be part of class discussions or activities. . . . .	26
38	Now thinking back over the past year in school, how often did you: enjoy being in school? . . . . .	26
39	Now thinking back over the past year in school, how often did you: hate being in school? . . . . .	27
40	Now thinking back over the past year in school, how often did you: try to do your best work in school? . . . . .	27
41	How often do you feel that the school work you are assigned is meaningful and important? . . . . .	27
42	Putting them all together, what were your grades like last year? . . . . .	28
43	How important do you think the things you are learning in school are going to be for your later life? . . . . .	28
44	During the LAST FOUR WEEKS how many whole days of school have you missed because you skipped or "cut"? . . . . .	28
45	What are the chances you would be seen as cool if you: smoked cigarettes? . . . . .	29
46	What are the chances you would be seen as cool if you: worked hard at school? . . . . .	29
47	What are the chances you would be seen as cool if you: began drinking alcoholic beverages regularly, that is, at least once or twice a month? . . . . .	29
48	What are the chances you would be seen as cool if you: defended someone who was being bullied? . . . . .	30
49	What are the chances you would be seen as cool if you: smoked marijuana? . . . . .	30
50	What are the chances you would be seen as cool if you: carried a handgun? . . . . .	30
51	What are the chances you would be seen as cool if you: used e-cigarettes, e-cigars or e-hookahs (vaping)? . . . . .	31

52	What are the chances you would be seen as cool if you: bullied someone or cyber bullied someone? . . . . .	31
53	Think of your four best friends (the friends you feel closest to). In the past year (12 months), how many of your best friends have: participated in clubs, organizations or activities at school? . . . . .	31
54	Think of your four best friends (the friends you feel closest to). In the past year (12 months), how many of your best friends have: smoked cigarettes? . . . . .	32
55	Think of your four best friends (the friends you feel closest to). In the past year (12 months), how many of your best friends have: tried beer, wine or hard liquor (for example, vodka, whiskey, or gin) when their parents didn't know about it? . . . . .	32
56	Think of your four best friends (the friends you feel closest to). In the past year (12 months), how many of your best friends have: used e-cigarettes, e-cigars, or e-hookahs? . . . . .	32
57	Think of your four best friends (the friends you feel closest to). In the past year (12 months), how many of your best friends have: used marijuana? . . . . .	33
58	Think of your four best friends (the friends you feel closest to). In the past year (12 months), how many of your best friends have: used prescription drugs or non-prescription drugs for the purpose of getting high? . . . . .	33
59	Think of your four best friends (the friends you feel closest to). In the past year (12 months), how many of your best friends have: used synthetic marijuana (K2, spice) or bath salts? . . . . .	33
60	Think of your four best friends (the friends you feel closest to). In the past year (12 months), how many of your best friends have: used LSD, cocaine, amphetamines, or other illegal drugs? . . . . .	34
61	Think of your four best friends (the friends you feel closest to). In the past year (12 months), how many of your best friends have: been bullied? . . . . .	34
62	Think of your four best friends (the friends you feel closest to). In the past year (12 months), how many of your best friends have: been suspended from school? . . . . .	34
63	Think of your four best friends (the friends you feel closest to). In the past year (12 months), how many of your best friends have: carried a handgun? . . . . .	35
64	Think of your four best friends (the friends you feel closest to). In the past year (12 months), how many of your best friends have: sold illegal drugs? . . . . .	35
65	Think of your four best friends (the friends you feel closest to). In the past year (12 months), how many of your best friends have: regularly attended religious services? . . . . .	35

66	Think of your four best friends (the friends you feel closest to). In the past year (12 months), how many of your best friends have: stolen or tried to steal a motor vehicle such as a car or motorcycle?	36
67	Think of your four best friends (the friends you feel closest to). In the past year (12 months), how many of your best friends have: been arrested?	36
68	Think of your four best friends (the friends you feel closest to). In the past year (12 months), how many of your best friends have: dropped out of school?	36
69	Think of your four best friends (the friends you feel closest to). In the past year (12 months), how many of your best friends have: been members of a gang?	37
70	How old were you when you first: smoked marijuana?	37
71	How old were you when you first: smoked a cigarette, even just a puff?	38
72	How old were you when you first: had more than a sip or two of beer, wine or hard liquor (for example, vodka, whiskey, or gin)?	38
73	How old were you when you first: began drinking alcoholic beverages regularly, that is, at least once or twice a month?	39
74	How old were you when you first: used Pegaramide (peg, Peggy)?	39
75	How old were you when you first: got suspended from school?	40
76	How old were you when you first: got arrested?	40
77	How old were you when you first: carried a handgun?	41
78	How old were you when you first: used e-cigarettes, e-cigars, or e-hookahs (vaping)?	41
79	How old were you when you first: belonged to a gang?	42
80	How old were you when you first: used prescription drugs not prescribed to you?	42
81	How wrong do you think it is for someone your age to: take a handgun to school?	43
82	How wrong do you think it is for someone your age to: steal anything?	43
83	How wrong do you think it is for someone your age to: pick a fight with someone?	43
84	How wrong do you think it is for someone your age to: attack someone with the idea of seriously hurting them?	44
85	How wrong do you think it is for someone your age to: stay away from school all day when their parents think they are at school?	44
86	How wrong do you think it is for someone your age to: drink beer, wine or hard liquor (for example, vodka, whiskey, or gin) regularly?	44
87	How wrong do you think it is for someone your age to: smoke cigarettes?	45
88	How wrong do you think it is for someone your age to: smoke marijuana?	45

89	How wrong do you think it is for someone your age to: use prescription drugs or non-prescription drugs for the purpose of getting high?	45
90	How wrong do you think it is for someone your age to: use synthetic marijuana (K2, spice) or bath salts?	46
91	How wrong do you think it is for someone your age to: use LSD, cocaine, amphetamines or another illegal drug?	46
92	How wrong do you think it is for someone your age to: use e-cigarettes, e-cigars or e-hookahs (vaping)?	46
93	At school during the past 12 months, did you receive help from the resource teacher, speech therapist or other special education teacher?	47
94	How many times in the past year (12 months) have you: been suspended from school?	47
95	How many times in the past year (12 months) have you: carried a handgun?	47
96	How many times in the past year (12 months) have you: sold illegal drugs?	48
97	How many times in the past year (12 months) have you: stolen or tried to steal a motor vehicle such as a car or motorcycle?	48
98	How many times in the past year (12 months) have you: participated in clubs, organizations or activities at school?	48
99	How many times in the past year (12 months) have you: been arrested?	49
100	How many times in the past year (12 months) have you: attacked someone with the idea of seriously hurting them?	49
101	How many times in the past year (12 months) have you: been drunk or high at school?	49
102	How many times in the past year (12 months) have you: taken a handgun to school?	50
103	How many times in the past year (12 months) have you: used e-cigarettes, e-cigars, or e-hookahs (vaping)?	50
104	Are you currently on probation, or assigned a probation officer with Juvenile Court?	50
105	Have you ever belonged to a gang?	51
106	If you have ever belonged to a gang, did that gang have a name?	51
107	You are at a party at someone's house, and one of your friends offers you a drink containing alcohol. What would you say or do?	51
108	How often do you attend religious services or activities?	52
109	I think sometimes it's okay to cheat at school.	52
110	It is important to think before you act.	52
111	Sometimes I think that life is not worth it.	53
112	At times I think I am no good at all.	53
113	All in all, I am inclined to think that I am a failure.	53
114	In the past year, have you felt depressed or sad MOST days, even if you felt okay sometimes?	54
115	It is all right to beat up people if they start the fight.	54



116	I think it is okay to take something without asking if you can get away with it. . . . .	54
117	Where do you get the most information about living a drug and alcohol free life? Parents/guardians . . . . .	55
118	Where do you get the most information about living a drug and alcohol free life? Friends . . . . .	55
119	Where do you get the most information about living a drug and alcohol free life? Family members . . . . .	55
120	Where do you get the most information about living a drug and alcohol free life? School . . . . .	56
121	Where do you get the most information about living a drug and alcohol free life? Internet . . . . .	56
122	Where do you get the most information about living a drug and alcohol free life? TV . . . . .	56
123	Where do you get the most information about living a drug and alcohol free life? Social media . . . . .	57
124	How much do you think people risk harming themselves (physically or in other ways) if they: smoked one or more packs of cigarettes per day? . . . . .	57
125	How much do you think people risk harming themselves (physically or in other ways) if they: try marijuana once or twice? . . . . .	57
126	How much do you think people risk harming themselves (physically or in other ways) if they: smoke marijuana once or twice a week? . . . . .	58
127	How much do you think people risk harming themselves (physically or in other ways) if they: take one or two drinks of an alcoholic beverage (beer, wine, liquor) nearly every day? . . . . .	58
128	How much do you think people risk harming themselves (physically or in other ways) if they: have five or more drinks of an alcoholic beverage once or twice a weekend? . . . . .	58
129	How much do you think people risk harming themselves (physically or in other ways) if they: use prescription drugs that are not prescribed to them? . . . . .	59
130	How much do you think people risk harming themselves (physically or in other ways) if they: use non-prescription drugs to get high? . . . . .	59
131	How much do you think people risk harming themselves (physically or in other ways) if they: use e-cigarettes, e-cigars, or e-hookahs? . . . . .	59
132	Have you ever used smokeless tobacco (chew, snuff, plug, dipping tobacco, or chewing tobacco)? . . . . .	60
133	How often have you used smokeless tobacco during the past 30 days? . . . . .	60
134	Have you ever smoked cigarettes? . . . . .	60
135	How frequently have you smoked cigarettes during the past 30 days? . . . . .	61
136	Which statement best describes rules about smoking inside your home or your family cars? . . . . .	61
137	Have you ever used e-cigarettes, e-cigars, or e-hookahs (vaping)? . . . . .	61

138	How frequently have you used e-cigarettes, e-cigars, or e-hookahs (vaping)? . . . . .	62
139	During this school year, were you taught in any of your classes about the dangers of tobacco use? . . . . .	62
140	During the past 12 months, have you participated in any community activities to discourage people your age from using cigarettes, chewing tobacco, snuff, dip or cigars, e-cigarettes, e-cigars, or e-hookahs? . . . . .	62
141	Think back over the last two weeks. How many times have you had five or more alcoholic drinks in a row? . . . . .	63
142	During the past 30 days, how many times did you ride in a car or other vehicle driven by someone who had been drinking alcohol or using drugs to get high? . . . . .	63
143	During the past 30 days, how many times did you drive a car or other vehicle when you had been drinking alcohol or using drugs to get high? . . . . .	63
144	If you drank alcohol (not just a sip or taste) in the past year, where did you usually drink it? . . . . .	64
145	How do you feel about someone your age having one or two drinks of an alcoholic beverage nearly every day? . . . . .	64
146	On how many occasions have you had alcoholic beverages (beer, wine or hard liquor) to drink in your lifetime - more than just a few sips? . . . . .	64
147	On how many occasions have you drunk one or more drinks of an alcoholic beverage during the past 30 days? . . . . .	65
148	On how many occasions have you used marijuana (grass, pot) or hashish (hash, hash oil) in your lifetime? . . . . .	65
149	On how many occasions have you used marijuana (grass, pot) or hashish (hash, hash oil) during the past 30 days? . . . . .	65
150	On how many occasions have you used LSD or other psychedelics in your lifetime? . . . . .	66
151	On how many occasions have you used LSD or other psychedelics during the past 30 days? . . . . .	66
152	On how many occasions have you used cocaine or crack in your lifetime? . . . . .	66
153	On how many occasions have you used cocaine or crack during the past 30 days? . . . . .	67
154	On how many occasions have you sniffed glue, breathed the contents of an aerosol spray can, or inhaled other gases or sprays, in order to get high in your lifetime? . . . . .	67
155	On how many occasions have you sniffed glue, breathed the contents of an aerosol spray can, or inhaled other gases or sprays, in order to get high during the past 30 days? . . . . .	67
156	On how many occasions have you used Pegaramide (peg, Peggy, etc.) in your lifetime? . . . . .	68

157	On how many occasions have you used Pegaramide (peg, Peggy, etc.) during the past 30 days? . . . . .	68
158	On how many occasions have you used synthetic marijuana (K2, spice) in your lifetime? . . . . .	68
159	On how many occasions have you used synthetic marijuana (K2, spice) during the past 30 days? . . . . .	69
160	On how many occasions have you used methamphetamines (meth, speed, crank, crystal meth) in your lifetime? . . . . .	69
161	On how many occasions have you used methamphetamines (meth, speed, crank, crystal meth) in the past 30 days? . . . . .	69
162	On how many occasions have you used other chemical products (bath salts, plant food, etc.) in your lifetime? . . . . .	70
163	On how many occasions have you used other chemical products (bath salts, plant food, etc.) during the past 30 days? . . . . .	70
164	On how many occasions have you used heroin or other opiates in your lifetime? . . . . .	70
165	On how many occasions have you used heroin or other opiates during the past 30 days? . . . . .	71
166	On how many occasions have you used MDMA ('X', 'E', or ecstasy) in your lifetime? . . . . .	71
167	On how many occasions have you used MDMA ('X', 'E', or ecstasy) during the past 30 days? . . . . .	71
168	On how many occasions have you taken prescription drugs (such as Valium, Xanax, Ritalin, Adderall, OxyContin, Tramadol, or sleeping pills) not prescribed to you in your lifetime? . . . . .	72
169	On how many occasions have you taken prescription drugs (such as Valium, Xanax, Ritalin, Adderall, OxyContin, Tramadol, or sleeping pills) not prescribed to you during the past 30 days? . . . . .	72
170	On how many occasions have you taken non-prescription medicines such as diet pills (for example, Dietac, Dexatrim or Prolamine), stay-awake pills (for example No-Doz, Vivarin, or Wake), or cough or cold medicines (robos, DXM, etc.) to get high in your lifetime? . . . . .	72
171	On how many occasions have you taken non-prescription medicines such as diet pills (for example, Dietac, Dexatrim or Prolamine), stay-awake pills (for example No-Doz, Vivarin, or Wake), or cough or cold medicines (robos, DXM, etc.) to get high during the past 30 days? . . . . .	73
172	On how many occasions have you been drunk or very high from drinking alcoholic beverages during the past 30 days? . . . . .	73
173	On how many occasions have you drunk flavored alcoholic beverages, sometimes called 'alcopops' (like Mike's Hard Lemonade, Smirnoff Ice, Bacardi Breezers, etc.) in your lifetime? . . . . .	73
174	On how many occasions have you drunk flavored alcoholic beverages, sometimes called 'alcopops' (like Mike's Hard Lemonade, Smirnoff Ice, Bacardi Breezers, etc.) during the past 30 days? . . . . .	74

175	If you smoked cigarettes (not just a puff or drag) in the past year, how did you usually get them? . . . . .	74
176	If you used e-cigarettes, e-cigars, or e-hookahs (not just a puff or drag) in the past year, how did you usually get them? - I did not use e-cigarettes, e-cigars, or e-hookahs in the past year . . . . .	75
177	If you used e-cigarettes, e-cigars, or e-hookahs (not just a puff or drag) in the past year, how did you usually get them? - I bought them in a store such as a convenience store, supermarket, discount store, or gas station . . . . .	75
178	If you used e-cigarettes, e-cigars, or e-hookahs (not just a puff or drag) in the past year, how did you usually get them? - I got them on the Internet . . . . .	75
179	If you used e-cigarettes, e-cigars, or e-hookahs (not just a puff or drag) in the past year, how did you usually get them? - I got them at a store that sells electronic cigarettes, such as a "vape shop" . . . . .	75
180	If you used e-cigarettes, e-cigars, or e-hookahs (not just a puff or drag) in the past year, how did you usually get them? - I got them from a family member . . . . .	76
181	If you used e-cigarettes, e-cigars, or e-hookahs (not just a puff or drag) in the past year, how did you usually get them? - I got them from a friend . . . . .	76
182	If you used e-cigarettes, e-cigars, or e-hookahs (not just a puff or drag) in the past year, how did you usually get them? - A stranger got them for me . . . . .	76
183	If you used e-cigarettes, e-cigars, or e-hookahs (not just a puff or drag) in the past year, how did you usually get them? - I took them from a store or shop . . . . .	76
184	If you used e-cigarettes, e-cigars, or e-hookahs (not just a puff or drag) in the past year, how did you usually get them? - I got them some other way . . . . .	77
185	If you used marijuana (grass, pot) (not just a puff or drag) in the past year, how did you usually get it? - I did not use marijuana (grass, pot) in the past year . . . . .	77
186	If you used marijuana (grass, pot) (not just a puff or drag) in the past year, how did you usually get it? - I bought it myself . . . . .	77
187	If you used marijuana (grass, pot) (not just a puff or drag) in the past year, how did you usually get it? - I got it from someone at school . . . . .	77
188	If you used marijuana (grass, pot) (not just a puff or drag) in the past year, how did you usually get it? - I got it from someone with a medical marijuana card . . . . .	78
189	If you used marijuana (grass, pot) (not just a puff or drag) in the past year, how did you usually get it? - I got it from my brother or sister . . . . .	78

190	If you used marijuana (grass, pot) (not just a puff or drag) in the past year, how did you usually get it? - I got it from another relative	78
191	If you used marijuana (grass, pot) (not just a puff or drag) in the past year, how did you usually get it? - Other	78
192	If you drank alcohol (not just a sip or taste) in the past year, how did you usually get it?	79
193	If you used prescription drugs or over the counter drugs without a doctor telling you to use it or for the purpose of getting high, where did you get these drugs? - Did not use	79
194	If you used prescription drugs or over the counter drugs without a doctor telling you to use it or for the purpose of getting high, where did you get these drugs? - Bought or took from store or shop	80
195	If you used prescription drugs or over the counter drugs without a doctor telling you to use it or for the purpose of getting high, where did you get these drugs? - Got from parents with permission	80
196	If you used prescription drugs or over the counter drugs without a doctor telling you to use it or for the purpose of getting high, where did you get these drugs? - Got from home without permission	80
197	If you used prescription drugs or over the counter drugs without a doctor telling you to use it or for the purpose of getting high, where did you get these drugs? - Got from relative with permission	80
198	If you used prescription drugs or over the counter drugs without a doctor telling you to use it or for the purpose of getting high, where did you get these drugs? - Got from relative without permission	81
199	If you used prescription drugs or over the counter drugs without a doctor telling you to use it or for the purpose of getting high, where did you get these drugs? - Got from friend's home with permission	81
200	If you used prescription drugs or over the counter drugs without a doctor telling you to use it or for the purpose of getting high, where did you get these drugs? - Got from friend's home without permission	81
201	If you used prescription drugs or over the counter drugs without a doctor telling you to use it or for the purpose of getting high, where did you get these drugs? - Got from friend at school	81
202	If you used prescription drugs or over the counter drugs without a doctor telling you to use it or for the purpose of getting high, where did you get these drugs? - Got from friend at party	82
203	If you used prescription drugs or over the counter drugs without a doctor telling you to use it or for the purpose of getting high, where did you get these drugs? - Got from friend, elsewhere	82
204	If you used prescription drugs or over the counter drugs without a doctor telling you to use it or for the purpose of getting high, where did you get these drugs? - Got from internet sale	82
205	During the last month, about how many marijuana cigarettes, or the equivalent, did you smoke a day, on the average?	83

206	How wrong do your friends feel it would be for YOU to: have one or two drinks of an alcoholic beverage nearly every day?	83
207	How wrong do your friends feel it would be for YOU to: smoke tobacco?	83
208	How wrong do your friends feel it would be for YOU to: smoke marijuana?	84
209	How wrong do your friends feel it would be for YOU to: use prescription drugs not prescribed to you?	84
210	How wrong would most adults (over 21) in your neighborhood think it is for kids your age: to use marijuana?	84
211	How wrong would most adults (over 21) in your neighborhood think it is for kids your age: to drink alcohol?	85
212	How wrong would most adults (over 21) in your neighborhood think it is for kids your age: to smoke cigarettes?	85
213	How much do each of the following statements describe your neighborhood? crime and/or drug selling	85
214	How much do each of the following statements describe your neighborhood? fights	86
215	How much do each of the following statements describe your neighborhood? lots of empty or abandoned buildings	86
216	How much do each of the following statements describe your neighborhood? lots of graffiti	86
217	I feel safe in my neighborhood.	87
218	If a kid smoked marijuana in your neighborhood would he or she be caught by the police?	87
219	If a kid drank some beer, wine or hard liquor (for example, vodka, whiskey, or gin) in your neighborhood would he or she be caught by the police?	87
220	If a kid carried a handgun in your neighborhood would he or she be caught by the police?	88
221	If you wanted to get some cigarettes, how easy would it be for you to get some?	88
222	If you wanted to get some beer, wine or hard liquor (for example, vodka, whiskey, or gin), how easy would it be for you to get some?	88
223	If you wanted to get a drug like cocaine, LSD, or amphetamines, how easy would it be for you to get some?	89
224	If you wanted to get a handgun, how easy would it be for you to get one?	89
225	If you wanted to get some marijuana, how easy would it be for you to get some?	89
226	If you wanted to get prescription drugs for the purpose of getting high, how easy would it be for you to get some?	90
227	If you wanted to get synthetic marijuana such as K2 or chemical products such as bath salts to get high, how easy would it be for you to get some?	90



228	If you wanted to get steroids to use or to enhance athletic performance, how easy would it be for you to get some? . . . . .	90
229	If you wanted to get e-cigarettes, e-cigars, or e-hookahs, how easy would it be for you to get some? . . . . .	91
230	During the past 12 months, have you participated in any alcohol prevention programs or seen any alcohol prevention messages in your school or community? Yes, a school-based program focused on preventing underage drinking and/or drinking and driving. . . . .	91
231	During the past 12 months, have you participated in any alcohol prevention programs or seen any alcohol prevention messages in your school or community? Yes, a community-based program focused on preventing underage drinking and/or drinking and driving (for example, through your church or temple or through youth groups like Boys and Girls Club or 4-H). . . . .	91
232	During the past 12 months, have you participated in any alcohol prevention programs or seen any alcohol prevention messages in your school or community? Yes, a media campaign addressing underage drinking and/or drinking and driving (for example, newspaper ads, posters, pamphlets, radio, TV). . . . .	92
233	During the past 12 months, have you participated in any alcohol prevention programs or seen any alcohol prevention messages in your school or community? No . . . . .	92
234	How wrong do your parents feel it would be for YOU to: have one or two drinks of an alcoholic beverage nearly every day? . . . . .	92
235	How wrong do your parents feel it would be for YOU to: smoke tobacco? . . . . .	92
236	How wrong do your parents feel it would be for YOU to: smoke marijuana? . . . . .	93
237	How wrong do your parents feel it would be for YOU to: use prescription drugs not prescribed to you? . . . . .	93
238	How wrong do your parents feel it would be for YOU to: steal something? . . . . .	93
239	How wrong do your parents feel it would be for YOU to: draw graffiti, write things, or draw pictures on buildings or other property (without the owner's permission)? . . . . .	94
240	How wrong do your parents feel it would be for YOU to: pick a fight with someone? . . . . .	94
241	During the past 12 months, have you talked with at least one of your parents about the dangers of underage drinking and/or drinking and driving? By parents, we mean either your biological parents, adoptive parents, stepparents, or adult guardians - whether or not they live with you. . . . .	94
242	The rules in my family are clear. . . . .	95
243	People in my family have serious arguments about the same things, and often insult or yell at each other. . . . .	95

244	When I am not at home, one of my parents knows where I am and who I am with. . . . .	95
245	My family has clear rules about alcohol and drug use. . . . .	96
246	If you skipped school would you be caught by your parents? . . . . .	96
247	My parents ask if I've gotten my homework done. . . . .	96
248	Would your parents know if you did not come home on time? . . . . .	97
249	Do you know how to properly dispose of leftover prescription drugs? . . . . .	97
250	Have any of your brothers or sisters ever: drunk beer, wine or hard liquor (for example, vodka, whiskey or gin)? . . . . .	97
251	Have any of your brothers or sisters ever: smoked marijuana? . . . . .	97
252	Have any of your brothers or sisters ever: smoked cigarettes? . . . . .	98
253	Have any of your brothers or sisters ever: taken a handgun to school? . . . . .	98
254	Have any of your brothers or sisters ever: been suspended or expelled from school? . . . . .	98
255	Have any of your brothers or sisters ever: used e-cigarettes, e-cigars or e-hookahs (vaping)? . . . . .	98
256	Have any of your brothers or sisters ever: used prescription drugs not prescribed to him/her? . . . . .	99
257	Have you changed homes in the past year (the last 12 months)? . . . . .	99
258	How many times have you changed homes since kindergarten? . . . . .	99
259	Have you changed schools (including changing from elementary to middle and middle to high school) in the past year? . . . . .	99
260	How many times have you changed schools since kindergarten (including changing from elementary to middle and middle to high school)? . . . . .	100
261	Has anyone in your family ever had severe alcohol or drug problems? . . . . .	100
262	About how many adults (over 21) have you known personally who in the past year have: used marijuana, crack, cocaine, or other drugs? . . . . .	100
263	About how many adults (over 21) have you known personally who in the past year have: sold or dealt drugs? . . . . .	101
264	About how many adults (over 21) have you known personally who in the past year have: done other things that could get them in trouble with the police, like stealing, selling stolen goods, mugging or assaulting others, etc.? . . . .	101
265	About how many adults (over 21) have you known personally who in the past year have: gotten drunk or high? . . . . .	101
266	How honest were you in filling out this survey? . . . . .	102

List of Figures

1	Grade Chart . . . . .	12
2	Gender Chart . . . . .	13
3	Age Chart . . . . .	14

# 1 INTRODUCTION

This report was generated from data collected on the *2019 Arkansas Prevention Needs Assessment Student Survey*. This report contains basic frequency tables of all data collected and graphs on the selected demographic variables of grade, gender and age.

Questions regarding the information found in this report can be directed to:

**International Survey Associates dba Pride Surveys**

Mr. Jay Gleaton

2140 Newmarket Parkway

Suite 116

Marietta, GA 30067

Telephone: (800) 279-6361

Fax: (770) 726-9327

Website: <http://www.pridesurveys.com>

# Grade Chart

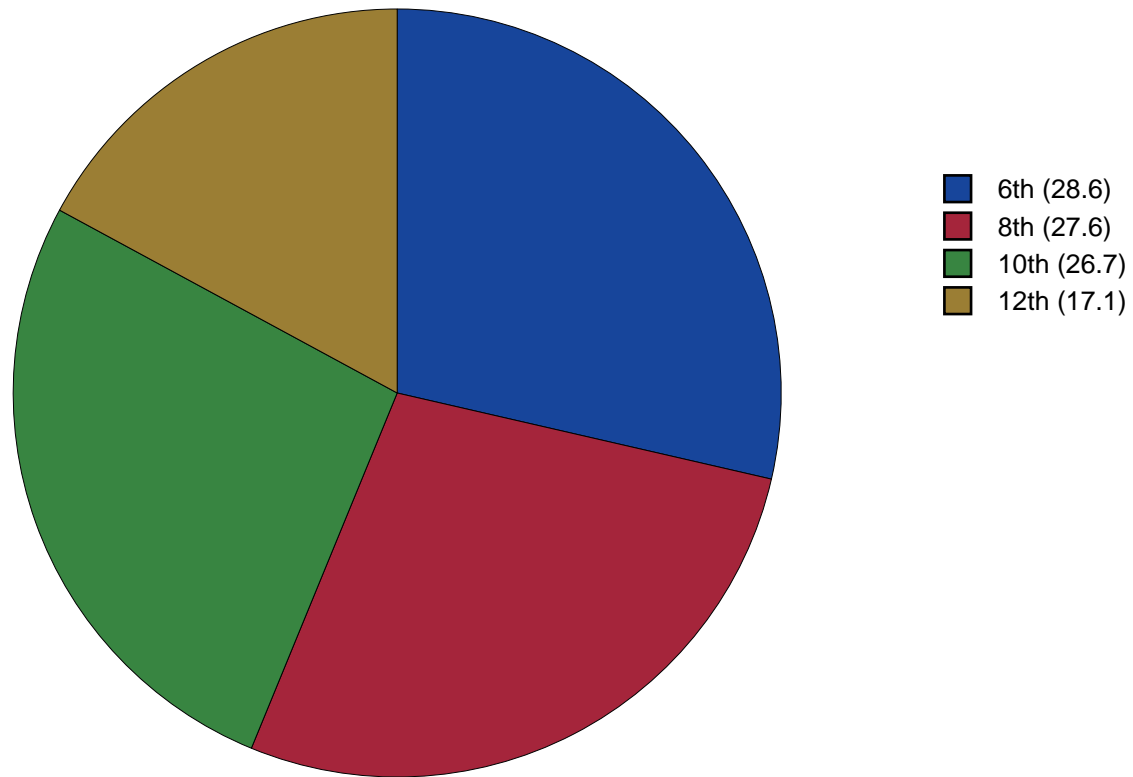


Figure 1: Grade Chart

## Gender Chart

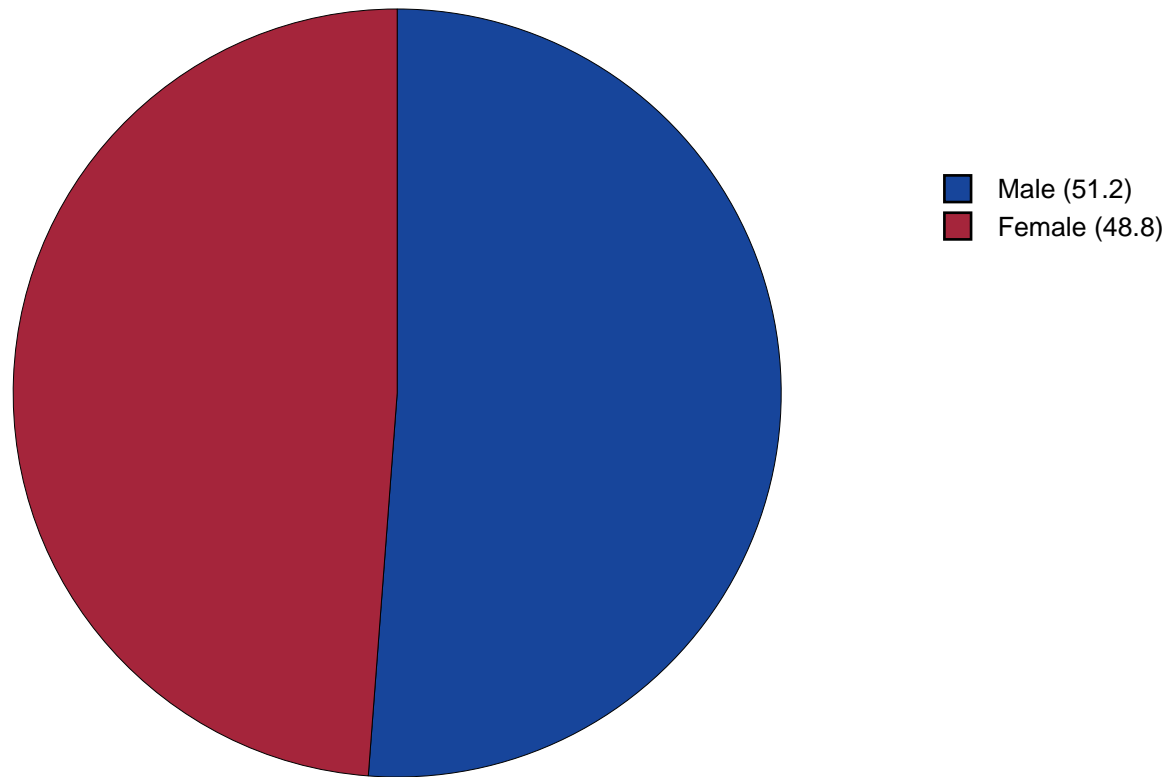


Figure 2: Gender Chart



# Age Chart

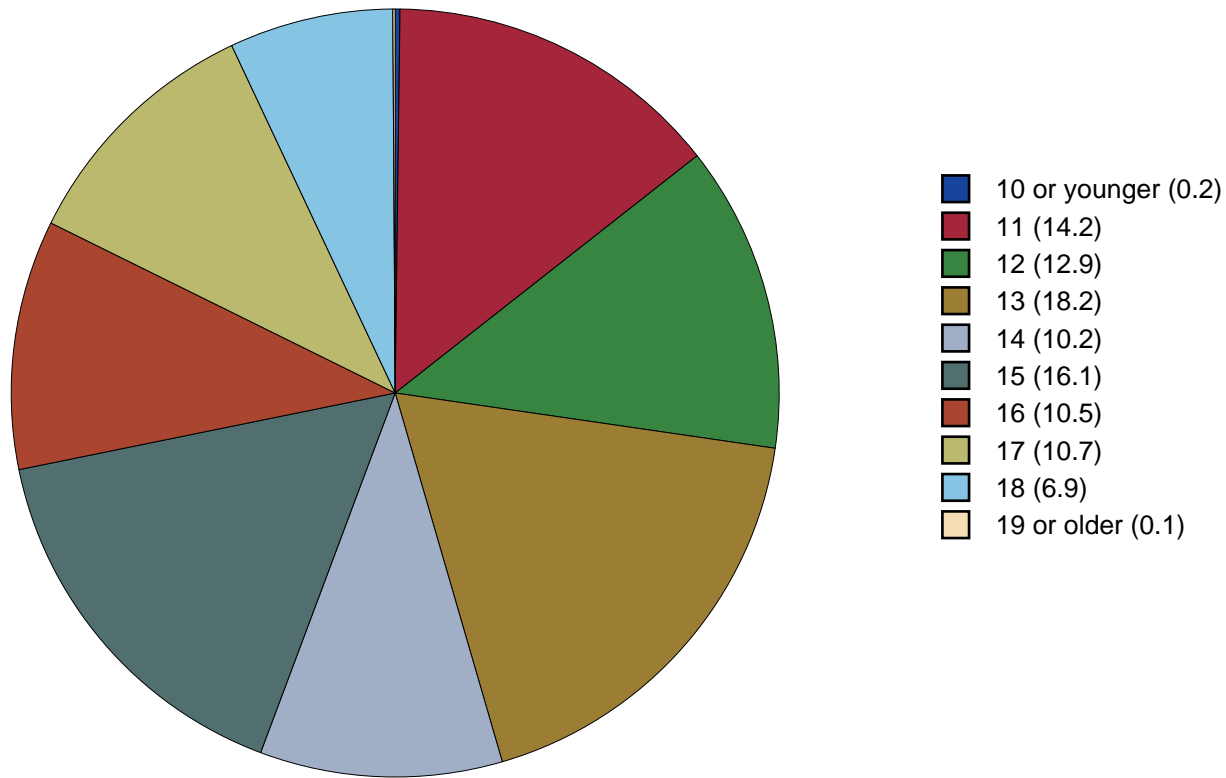


Figure 3: Age Chart

## 2 PERCENTAGE TABLES

The following tables contain frequency distribution detailing how your students responded to each question on the survey. The tables appear in the same order as the questions on the survey. The tables include breakdowns by grade level as well as overall percentages. The *N of Valid* row is a frequency count of the number of valid responses to each question for each grade and overall. The *N of Miss* row is a frequency count of the number of invalid (marked more than one response) or missing (i.e. did not respond) responses to each question for each grade and overall.

For the questions that allowed more than one response (i.e. race, live with, etc.) each response becomes a separate table. If a student did not mark the response, that was counted as a NO response, and if they did mark the response, that was counted as a YES response. Since a non response is a valid response for these questions, the *N of Miss* will always be zero for these questions.

Table 1: Gender



Response	6	8	10	12	Total	
Male	54.4	47.9	51.3	51.0	51.2	
Female	45.6	52.1	48.7	49.0	48.8	
N of Valid	338	326	298	192	1154	
N of Miss	9	9	26	16	60	

Table 2: Age











Response	6	8	10	12	Total	
10 or younger	0.6	0.0	0.0	0.0	0.2	
11	49.6	0.0	0.0	0.0	14.2	
12	44.7	0.3	0.0	0.0	12.9	
13	5.2	60.6	0.0	0.0	18.2	
14	0.0	37.0	0.0	0.0	10.2	
15	0.0	1.8	58.7	0.0	16.1	
16	0.0	0.3	39.1	0.0	10.5	
17	0.0	0.0	2.2	59.1	10.7	
18	0.0	0.0	0.0	40.4	6.9	
19 or older	0.0	0.0	0.0	0.5	0.1	
N of Valid	347	335	322	208	1212	
N of Miss	0	0	2	0	2	

Table 3: Are you Hispanic or Latino?



Response	6	8	10	12	Total	
No	89.2	88.3	89.3	88.7	88.9	
Yes	10.8	11.7	10.7	11.3	11.1	
N of Valid	334	326	319	203	1182	
N of Miss	13	9	5	5	32	

Table 4: What is your race? Black or African American



Response	6	8	10	12	Total	
No	83.5	87.0	87.9	91.2	87.0	
Yes	16.5	13.0	12.1	8.8	13.0	
N of Valid	339	331	321	205	1196	
N of Miss	0	0	0	0	0	

Table 5: What is your race? Asian



Response	6	8	10	12	Total	
No	98.5	98.2	98.4	98.5	98.4	
Yes	1.5	1.8	1.6	1.5	1.6	
N of Valid	339	331	321	205	1196	
N of Miss	0	0	0	0	0	

Table 6: What is your race? American Indian



Response	6	8	10	12	Total	
No	94.1	91.5	93.1	97.1	93.6	
Yes	5.9	8.5	6.9	2.9	6.4	
N of Valid	339	331	321	205	1196	
N of Miss	0	0	0	0	0	

Table 7: What is your race? Alaska Native



Response	6	8	10	12	Total	
No	100.0	99.4	99.7	100.0	99.7	
Yes	0.0	0.6	0.3	0.0	0.3	
N of Valid	339	331	321	205	1196	
N of Miss	0	0	0	0	0	

Table 8: What is your race? White



Response	6	8	10	12	Total	
No	21.8	15.7	15.3	14.6	17.1	
Yes	78.2	84.3	84.7	85.4	82.9	
N of Valid	339	331	321	205	1196	
N of Miss	0	0	0	0	0	

Table 9: What is your race? Native Hawaiian or Other Pacific Islander



Response	6	8	10	12	Total	
No	99.1	98.8	99.7	100.0	99.3	
Yes	0.9	1.2	0.3	0.0	0.7	
N of Valid	339	331	321	205	1196	
N of Miss	0	0	0	0	0	

Table 10: What is your race? Other



Response	6	8	10	12	Total	
No	85.0	90.0	93.8	92.2	90.0	
Yes	15.0	10.0	6.2	7.8	10.0	
N of Valid	339	331	321	205	1196	
N of Miss	0	0	0	0	0	



Table 11: What is the highest level of schooling completed by your mother or father?









Response	6	8	10	12	Total	
Completed grade school or less	4.7	1.8	0.9	1.0	2.2	
Some high school	3.5	4.8	9.3	15.9	7.5	
Completed high school	8.2	12.9	20.1	23.1	15.3	
Some college	12.0	14.1	16.1	22.1	15.4	
Completed college	21.1	29.1	33.7	24.0	27.2	
Graduate or professional school after college	9.4	9.0	8.0	5.8	8.3	
Don't know	38.3	26.4	9.6	7.2	22.0	
Does not apply	2.9	1.8	2.2	1.0	2.1	
N of Valid	342	333	323	208	1206	
N of Miss	5	2	1	0	8	

Table 12: Think of where you live most of the time. Which of the following people live there with you? Mother



Response	6	8	10	12	Total	
No	18.0	18.5	20.7	22.6	19.6	
Yes	82.0	81.5	79.3	77.4	80.4	
N of Valid	345	335	324	208	1212	
N of Miss	0	0	0	0	0	

Table 13: Think of where you live most of the time. Which of the following people live there with you? Stepmother



Response	6	8	10	12	Total	
No	93.0	92.2	92.6	89.9	92.2	
Yes	7.0	7.8	7.4	10.1	7.8	
N of Valid	345	335	324	208	1212	
N of Miss	0	0	0	0	0	

Table 14: Think of where you live most of the time. Which of the following people live there with you? Foster Mother



Response	6	8	10	12	Total	
No	98.3	98.8	99.1	99.0	98.8	
Yes	1.7	1.2	0.9	1.0	1.2	
N of Valid	345	335	324	208	1212	
N of Miss	0	0	0	0	0	

Table 15: Think of where you live most of the time. Which of the following people live there with you? Grandmother



Response	6	8	10	12	Total	
No	80.9	83.9	84.0	88.9	83.9	
Yes	19.1	16.1	16.0	11.1	16.1	
N of Valid	345	335	324	208	1212	
N of Miss	0	0	0	0	0	

Table 16: Think of where you live most of the time. Which of the following people live there with you? Aunt



Response	6	8	10	12	Total	
No	92.8	94.9	96.0	96.6	94.9	
Yes	7.2	5.1	4.0	3.4	5.1	
N of Valid	345	335	324	208	1212	
N of Miss	0	0	0	0	0	

Table 17: Think of where you live most of the time. Which of the following people live there with you? Father



Response	6	8	10	12	Total	
No	41.7	43.9	39.8	41.8	41.8	
Yes	58.3	56.1	60.2	58.2	58.2	
N of Valid	345	335	324	208	1212	
N of Miss	0	0	0	0	0	

Table 18: Think of where you live most of the time. Which of the following people live there with you? Stepfather



Response	6	8	10	12	Total	
No	81.2	80.6	81.8	81.7	81.3	
Yes	18.8	19.4	18.2	18.3	18.7	
N of Valid	345	335	324	208	1212	
N of Miss	0	0	0	0	0	

Table 19: Think of where you live most of the time. Which of the following people live there with you? Foster Father



Response	6	8	10	12	Total	
No	98.6	98.2	99.1	99.0	98.7	
Yes	1.4	1.8	0.9	1.0	1.3	
N of Valid	345	335	324	208	1212	
N of Miss	0	0	0	0	0	

Table 20: Think of where you live most of the time. Which of the following people live there with you? Grandfather



Response	6	8	10	12	Total	
No	88.7	88.4	91.0	93.3	90.0	
Yes	11.3	11.6	9.0	6.7	10.0	
N of Valid	345	335	324	208	1212	
N of Miss	0	0	0	0	0	

Table 21: Think of where you live most of the time. Which of the following people live there with you? Uncle



Response	6	8	10	12	Total	
No	93.6	94.3	95.7	97.6	95.0	
Yes	6.4	5.7	4.3	2.4	5.0	
N of Valid	345	335	324	208	1212	
N of Miss	0	0	0	0	0	

Table 22: Think of where you live most of the time. Which of the following people live there with you? Other Adults



Response	6	8	10	12	Total	
No	95.9	97.9	97.2	96.6	96.9	
Yes	4.1	2.1	2.8	3.4	3.1	
N of Valid	345	335	324	208	1212	
N of Miss	0	0	0	0	0	

Table 23: Think of where you live most of the time. Which of the following people live there with you? Brother(s)



Response	6	8	10	12	Total	
No	51.3	52.5	57.7	59.1	54.7	
Yes	48.7	47.5	42.3	40.9	45.3	
N of Valid	345	335	324	208	1212	
N of Miss	0	0	0	0	0	

Table 24: Think of where you live most of the time. Which of the following people live there with you? Stepbrother(s)



Response	6	8	10	12	Total	
No	92.5	94.0	92.9	92.8	93.1	
Yes	7.5	6.0	7.1	7.2	6.9	
N of Valid	345	335	324	208	1212	
N of Miss	0	0	0	0	0	

Table 25: Think of where you live most of the time. Which of the following people live there with you? Sister(s)



Response	6	8	10	12	Total	
No	57.1	54.6	60.5	67.8	59.2	
Yes	42.9	45.4	39.5	32.2	40.8	
N of Valid	345	335	324	208	1212	
N of Miss	0	0	0	0	0	

Table 26: Think of where you live most of the time. Which of the following people live there with you? Stepsister(s)



Response	6	8	10	12	Total	
No	91.9	93.1	94.4	93.3	93.2	
Yes	8.1	6.9	5.6	6.7	6.8	
N of Valid	345	335	324	208	1212	
N of Miss	0	0	0	0	0	

Table 27: Think of where you live most of the time. Which of the following people live there with you? Other Children



Response	6	8	10	12	Total	
No	92.8	94.9	92.3	93.8	93.4	
Yes	7.2	5.1	7.7	6.2	6.6	
N of Valid	345	335	324	208	1212	
N of Miss	0	0	0	0	0	

Table 28: In my school, students have lots of chances to help decide things like class activities and rules.





Response	6	8	10	12	Total	
NO!	12.4	8.2	15.1	21.2	13.5	
no	33.3	40.2	41.4	28.8	36.6	
yes	49.3	45.7	38.0	43.3	44.2	
YES!	5.0	5.8	5.6	6.7	5.7	
N of Valid	339	328	324	208	1199	
N of Miss	8	7	0	0	15	

Table 29: Teachers ask me to work on special classroom projects.





Response	6	8	10	12	Total	
NO!	9.6	8.0	8.8	12.0	9.4	
no	43.5	45.7	45.9	36.1	43.5	
yes	38.7	41.7	38.8	43.8	40.4	
YES!	8.1	4.6	6.6	8.2	6.8	
N of Valid	333	324	320	208	1185	
N of Miss	14	11	4	0	29	



Table 30: My teacher(s) notices when I am doing a good job and lets me know about it.

Response	6	8	10	12	Total
NO!	5.8	5.3	9.1	11.9	7.6
no	18.5	21.4	33.5	28.4	25.1
yes	53.8	58.8	48.9	50.2	53.2
YES!	21.9	14.6	8.5	9.5	14.1
N of Valid	329	323	319	201	1172
N of Miss	18	12	5	7	42

Table 31: There are lots of chances for students in my school to get involved in sports, clubs, and other school activities outside of class.

Response	6	8	10	12	Total
NO!	1.8	1.8	1.9	4.3	2.3
no	6.9	6.4	6.3	6.8	6.6
yes	42.9	39.4	47.0	51.7	44.6
YES!	48.3	52.3	44.8	37.2	46.5
N of Valid	331	327	319	207	1184
N of Miss	16	8	5	1	30

Table 32: There are lots of chances for students in my school to talk with a teacher one-on-one.

Response	6	8	10	12	Total
NO!	4.7	2.4	3.8	4.9	3.8
no	15.8	18.7	24.7	19.9	19.7
yes	48.5	56.0	56.6	59.2	54.6
YES!	31.0	22.9	15.0	16.0	21.9
N of Valid	342	327	320	206	1195
N of Miss	5	8	4	2	19

Table 33: I feel safe at my school.

Response	6	8	10	12	Total
NO!	7.1	3.7	11.5	10.6	8.0
no	10.9	16.8	24.6	20.8	17.9
yes	46.7	60.6	51.7	51.7	52.7
YES!	35.2	19.0	12.1	16.9	21.4
N of Valid	338	327	321	207	1193
N of Miss	9	8	3	1	21

Table 34: The school lets my parents know when I have done something well.

Response	6	8	10	12	Total
NO!	11.7	14.2	22.1	24.6	17.5
no	33.7	47.4	53.3	45.4	44.8
yes	38.3	31.3	20.5	26.1	29.4
YES!	16.3	7.1	4.1	3.9	8.3
N of Valid	332	323	317	207	1179
N of Miss	15	12	7	1	35

Table 35: My teachers praise me when I work hard in school.

Response	6	8	10	12	Total
NO!	13.7	11.7	18.8	19.2	15.5
no	34.3	43.5	42.6	41.3	40.3
yes	41.3	39.8	34.8	34.6	38.0
YES!	10.6	4.9	3.8	4.8	6.2
N of Valid	329	324	319	208	1180
N of Miss	18	11	5	0	34

Table 36: Are your school grades better than the grades of most students in your class?

Response	6	8	10	12	Total
NO!	7.3	7.4	8.1	5.4	7.2
no	32.7	31.3	24.5	24.5	28.7
yes	44.6	49.7	53.1	54.9	50.1
YES!	15.3	11.7	14.3	15.2	14.0
N of Valid	327	326	322	204	1179
N of Miss	20	9	2	4	35

Table 37: I have lots of chances to be part of class discussions or activities.

Response	6	8	10	12	Total
NO!	6.9	1.2	4.3	5.4	4.4
no	13.5	17.2	13.3	16.2	14.9
yes	56.8	62.0	64.4	61.8	61.1
YES!	22.8	19.6	18.0	16.7	19.6
N of Valid	333	326	323	204	1186
N of Miss	14	9	1	4	28

Table 38: Now thinking back over the past year in school, how often did you: enjoy being in school?

Response	6	8	10	12	Total
Never	10.3	6.7	12.5	11.6	10.1
Seldom	16.5	17.7	21.2	24.2	19.4
Sometimes	32.9	41.5	38.9	36.7	37.5
Often	23.5	23.8	19.6	23.2	22.5
Almost always	16.8	10.4	7.8	4.3	10.5
N of Valid	340	328	321	207	1196
N of Miss	7	7	3	1	18

Table 39: Now thinking back over the past year in school, how often did you: hate being in school?

Response	6	8	10	12	Total
Never	8.1	2.8	2.8	3.4	4.4
Seldom	27.8	23.9	15.8	13.7	21.1
Sometimes	28.7	37.7	39.9	38.5	35.9
Often	17.1	21.5	21.8	25.9	21.1
Almost always	18.3	14.1	19.6	18.5	17.5
N of Valid	334	326	316	205	1181
N of Miss	13	9	8	3	33

Table 40: Now thinking back over the past year in school, how often did you: try to do your best work in school?

Response	6	8	10	12	Total
Never	0.6	0.0	0.6	0.5	0.4
Seldom	1.2	1.8	4.7	3.4	2.7
Sometimes	7.5	11.2	19.6	18.8	13.8
Often	17.6	27.7	32.1	44.9	29.0
Almost always	73.1	59.3	43.0	32.4	54.1
N of Valid	335	329	321	207	1192
N of Miss	12	6	3	1	22

Table 41: How often do you feel that the school work you are assigned is meaningful and important?

Response	6	8	10	12	Total
Never	2.9	3.7	7.2	7.8	5.1
Seldom	12.5	19.2	27.1	31.7	21.5
Sometimes	29.4	37.5	39.6	47.3	37.4
Often	30.2	25.6	19.9	10.2	22.8
Almost always	25.0	14.0	6.2	2.9	13.2
N of Valid	344	328	321	205	1198
N of Miss	3	7	3	3	16

Table 42: Putting them all together, what were your grades like last year?

Response	6	8	10	12	Total
Mostly F's	1.7	0.9	0.6	0.0	0.9
Mostly D's	2.3	3.3	1.9	0.0	2.1
Mostly C's	11.7	16.6	16.5	13.9	14.7
Mostly B's	40.2	36.3	33.2	37.0	36.7
Mostly A's	44.0	42.9	47.8	49.0	45.6
N of Valid	343	331	322	208	1204
N of Miss	4	4	2	0	10

Table 43: How important do you think the things you are learning in school are going to be for your later life?

Response	6	8	10	12	Total
Very important	44.2	19.4	9.0	7.7	21.6
Quite important	26.6	25.8	11.2	10.6	19.5
Fairly important	19.3	30.0	40.2	38.5	31.1
Slightly important	6.4	21.2	33.3	31.2	22.0
Not at all important	3.5	3.6	6.2	12.0	5.7
N of Valid	342	330	321	208	1201
N of Miss	5	5	3	0	13

Table 44: During the LAST FOUR WEEKS how many whole days of school have you missed because you skipped or "cut"?

Response	6	8	10	12	Total
None	52.0	58.9	57.6	45.2	54.2
1	16.9	17.8	19.2	22.1	18.7
2	13.1	9.4	10.5	14.4	11.6
3	6.4	7.9	5.9	8.7	7.0
4-5	8.7	5.1	5.0	7.2	6.5
6-10	2.0	0.9	1.5	1.0	1.4
11 or more	0.9	0.0	0.3	1.4	0.6
N of Valid	344	331	323	208	1206
N of Miss	3	4	1	0	8

Table 45: What are the chances you would be seen as cool if you: smoked cigarettes?






Response	6	8	10	12	Total	
No or very little chance	89.3	71.2	66.8	68.8	74.7	
Little chance	6.5	15.6	14.6	19.0	13.4	
Some chance	1.8	8.9	10.6	7.3	7.1	
Pretty good chance	0.9	2.5	5.3	3.4	2.9	
Very good chance	1.5	1.8	2.8	1.5	1.9	
N of Valid	338	326	322	205	1191	
N of Miss	9	9	2	3	23	

Table 46: What are the chances you would be seen as cool if you: worked hard at school?






Response	6	8	10	12	Total	
No or very little chance	8.0	8.4	12.9	15.6	10.8	
Little chance	6.5	14.6	18.6	15.1	13.5	
Some chance	13.4	23.9	26.7	25.4	21.9	
Pretty good chance	30.4	30.1	27.7	31.7	29.8	
Very good chance	41.7	23.0	14.2	12.2	24.0	
N of Valid	336	322	318	205	1181	
N of Miss	11	13	6	3	33	

Table 47: What are the chances you would be seen as cool if you: began drinking alcoholic beverages regularly, that is, at least once or twice a month?






Response	6	8	10	12	Total	
No or very little chance	86.8	60.7	46.6	40.0	60.7	
Little chance	7.5	17.3	17.2	17.1	14.5	
Some chance	3.3	13.3	18.8	20.0	13.1	
Pretty good chance	0.9	5.9	12.5	15.6	8.0	
Very good chance	1.5	2.8	5.0	7.3	3.8	
N of Valid	334	323	320	205	1182	
N of Miss	13	12	4	3	32	

Table 48: What are the chances you would be seen as cool if you: defended someone who was being bullied?






Response	6	8	10	12	Total	
No or very little chance	8.0	8.9	12.1	15.1	10.6	
Little chance	9.4	17.5	17.4	11.7	14.2	
Some chance	18.0	25.8	30.7	30.7	25.8	
Pretty good chance	28.3	24.0	23.3	25.4	25.3	
Very good chance	36.3	23.7	16.5	17.1	24.2	
N of Valid	339	325	322	205	1191	
N of Miss	8	10	2	3	23	

Table 49: What are the chances you would be seen as cool if you: smoked marijuana?






Response	6	8	10	12	Total	
No or very little chance	90.8	62.5	43.3	39.3	61.3	
Little chance	3.6	12.3	13.6	16.5	10.9	
Some chance	3.0	10.5	13.6	17.5	10.4	
Pretty good chance	1.2	7.7	14.6	15.0	9.0	
Very good chance	1.5	7.1	14.9	11.7	8.4	
N of Valid	337	325	323	206	1191	
N of Miss	10	10	1	2	23	

Table 50: What are the chances you would be seen as cool if you: carried a handgun?






Response	6	8	10	12	Total	
No or very little chance	80.7	68.8	64.4	68.6	70.9	
Little chance	8.4	15.1	12.5	16.7	12.8	
Some chance	4.2	7.1	12.8	4.9	7.5	
Pretty good chance	1.2	3.1	5.9	6.4	3.9	
Very good chance	5.4	5.9	4.4	3.4	4.9	
N of Valid	332	324	320	204	1180	
N of Miss	15	11	4	4	34	

Table 51: What are the chances you would be seen as cool if you: used e-cigarettes, e-cigars or e-hookahs (vaping)?






Response	6	8	10	12	Total	
No or very little chance	88.6	54.6	43.8	38.2	58.4	
Little chance	3.3	10.5	11.2	12.7	9.0	
Some chance	3.9	10.8	11.8	13.2	9.6	
Pretty good chance	2.4	13.3	12.7	18.6	11.0	
Very good chance	1.8	10.8	20.5	17.2	12.0	
N of Valid	333	324	322	204	1183	
N of Miss	14	11	2	4	31	

Table 52: What are the chances you would be seen as cool if you: bullied someone or cyber bullied someone?






Response	6	8	10	12	Total	
No or very little chance	88.6	54.6	43.8	38.2	58.4	
Little chance	3.3	10.5	11.2	12.7	9.0	
Some chance	3.9	10.8	11.8	13.2	9.6	
Pretty good chance	2.4	13.3	12.7	18.6	11.0	
Very good chance	1.8	10.8	20.5	17.2	12.0	
N of Valid	333	324	322	204	1183	
N of Miss	14	11	2	4	31	

Table 53: Think of your four best friends (the friends you feel closest to). In the past year (12 months), how many of your best friends have: participated in clubs, organizations or activities at school?






Response	6	8	10	12	Total	
0	17.0	12.3	9.0	11.7	12.6	
1	14.6	13.3	7.8	14.1	12.3	
2	19.6	17.6	18.1	20.9	18.9	
3	17.3	19.1	14.3	13.6	16.3	
4	31.5	37.7	50.8	39.8	39.8	
N of Valid	336	324	321	206	1187	
N of Miss	11	11	3	2	27	



Table 54: Think of your four best friends (the friends you feel closest to). In the past year (12 months), how many of your best friends have: smoked cigarettes?






Response	6	8	10	12	Total	
0	94.8	78.0	74.3	67.3	79.8	
1	3.7	11.9	11.4	16.8	10.3	
2	1.2	5.3	7.3	8.4	5.3	
3	0.3	2.2	1.9	4.5	2.0	
4	0.0	2.5	5.1	3.0	2.6	
N of Valid	325	318	315	202	1160	
N of Miss	22	17	9	6	54	

Table 55: Think of your four best friends (the friends you feel closest to). In the past year (12 months), how many of your best friends have: tried beer, wine or hard liquor (for example, vodka, whiskey, or gin) when their parents didn't know about it?






Response	6	8	10	12	Total	
0	86.5	60.9	46.5	38.3	60.3	
1	8.1	17.5	16.0	12.1	13.5	
2	4.2	9.2	14.2	17.0	10.5	
3	0.6	4.3	10.4	16.5	7.0	
4	0.6	8.0	12.9	16.0	8.6	
N of Valid	333	325	318	206	1182	
N of Miss	14	10	6	2	32	

Table 56: Think of your four best friends (the friends you feel closest to). In the past year (12 months), how many of your best friends have: used e-cigarettes, e-cigars, or e-hookahs?






Response	6	8	10	12	Total	
0	91.4	64.3	51.4	42.9	64.8	
1	5.4	17.5	15.3	16.6	13.3	
2	2.7	5.8	11.2	11.2	7.3	
3	0.3	3.1	6.2	10.2	4.4	
4	0.3	9.2	15.9	19.0	10.2	
N of Valid	336	325	321	205	1187	
N of Miss	11	10	3	3	27	

Table 57: Think of your four best friends (the friends you feel closest to). In the past year (12 months), how many of your best friends have: used marijuana?






Response	6	8	10	12	Total	
0	94.6	80.2	58.1	49.8	73.0	
1	5.1	11.1	13.4	15.1	10.7	
2	0.3	2.8	11.8	16.1	6.8	
3	0.0	1.5	5.6	11.2	3.9	
4	0.0	4.3	11.2	7.8	5.6	
N of Valid	335	324	322	205	1186	
N of Miss	12	11	2	3	28	

Table 58: Think of your four best friends (the friends you feel closest to). In the past year (12 months), how many of your best friends have: used prescription drugs or non-prescription drugs for the purpose of getting high?






Response	6	8	10	12	Total	
0	94.9	88.6	83.4	79.4	87.4	
1	3.9	6.8	7.2	11.8	6.9	
2	1.2	3.1	4.1	5.4	3.2	
3	0.0	0.6	1.2	1.0	0.7	
4	0.0	0.9	4.1	2.5	1.8	
N of Valid	334	324	320	204	1182	
N of Miss	13	11	4	4	32	

Table 59: Think of your four best friends (the friends you feel closest to). In the past year (12 months), how many of your best friends have: used synthetic marijuana (K2, spice) or bath salts?






Response	6	8	10	12	Total	
0	98.5	94.7	93.1	91.2	94.8	
1	1.5	3.7	2.8	4.9	3.0	
2	0.0	0.6	0.6	2.9	0.8	
3	0.0	0.0	0.6	0.5	0.3	
4	0.0	0.9	2.8	0.5	1.1	
N of Valid	336	321	320	204	1181	
N of Miss	11	14	4	4	33	

Table 60: Think of your four best friends (the friends you feel closest to). In the past year (12 months), how many of your best friends have: used LSD, cocaine, amphetamines, or other illegal drugs?






Response	6	8	10	12	Total	
0	98.5	94.7	91.6	90.8	94.3	
1	0.9	3.4	3.8	4.4	3.0	
2	0.3	0.9	2.8	3.4	1.7	
3	0.0	0.0	0.9	1.0	0.4	
4	0.3	0.9	0.9	0.5	0.7	
N of Valid	336	323	320	206	1185	
N of Miss	11	12	4	2	29	

Table 61: Think of your four best friends (the friends you feel closest to). In the past year (12 months), how many of your best friends have: been bullied?






Response	6	8	10	12	Total	
0	37.1	41.6	48.6	62.1	45.8	
1	25.5	27.0	18.4	14.1	22.0	
2	16.3	14.9	16.2	12.6	15.3	
3	6.8	8.4	4.7	4.9	6.3	
4	14.2	8.1	12.1	6.3	10.6	
N of Valid	337	322	321	206	1186	
N of Miss	10	13	3	2	28	

Table 62: Think of your four best friends (the friends you feel closest to). In the past year (12 months), how many of your best friends have: been suspended from school?






Response	6	8	10	12	Total	
0	75.6	65.3	72.9	79.1	72.7	
1	14.3	18.3	14.6	12.6	15.2	
2	6.2	9.0	6.5	5.8	7.0	
3	1.2	3.1	1.9	1.0	1.9	
4	2.7	4.3	4.0	1.5	3.3	
N of Valid	336	323	321	206	1186	
N of Miss	11	12	3	2	28	

Table 63: Think of your four best friends (the friends you feel closest to). In the past year (12 months), how many of your best friends have: carried a handgun?






Response	6	8	10	12	Total	
0	92.5	91.6	91.2	88.8	91.3	
1	3.6	4.0	3.4	3.9	3.7	
2	1.8	0.9	1.9	5.8	2.3	
3	0.9	0.9	1.6	0.5	1.0	
4	1.2	2.5	1.9	1.0	1.7	
N of Valid	335	322	320	206	1183	
N of Miss	12	13	4	2	31	

Table 64: Think of your four best friends (the friends you feel closest to). In the past year (12 months), how many of your best friends have: sold illegal drugs?






Response	6	8	10	12	Total	
0	97.9	92.8	86.3	87.3	91.5	
1	1.5	4.4	7.8	5.4	4.7	
2	0.3	1.9	2.8	4.9	2.2	
3	0.0	0.3	1.6	1.0	0.7	
4	0.3	0.6	1.6	1.5	0.9	
N of Valid	336	321	321	204	1182	
N of Miss	11	14	3	4	32	

Table 65: Think of your four best friends (the friends you feel closest to). In the past year (12 months), how many of your best friends have: regularly attended religious services?






Response	6	8	10	12	Total	
0	41.1	26.2	25.2	35.4	31.7	
1	8.0	13.4	13.4	10.7	11.4	
2	14.7	18.8	20.9	23.3	19.0	
3	13.5	15.6	19.3	15.5	16.0	
4	22.7	25.9	21.2	15.0	21.8	
N of Valid	326	320	321	206	1173	
N of Miss	21	15	3	2	41	

Table 66: Think of your four best friends (the friends you feel closest to). In the past year (12 months), how many of your best friends have: stolen or tried to steal a motor vehicle such as a car or motorcycle?






Response	6	8	10	12	Total	
0	97.9	91.8	94.1	94.1	94.6	
1	1.8	5.6	2.8	2.9	3.3	
2	0.3	1.3	0.6	2.9	1.1	
3	0.0	0.6	1.2	0.0	0.5	
4	0.0	0.6	1.2	0.0	0.5	
N of Valid	334	319	321	205	1179	
N of Miss	13	16	3	3	35	

Table 67: Think of your four best friends (the friends you feel closest to). In the past year (12 months), how many of your best friends have: been arrested?






Response	6	8	10	12	Total	
0	94.6	87.6	88.5	90.2	90.3	
1	4.5	8.0	5.9	5.9	6.1	
2	0.9	2.8	2.2	3.4	2.2	
3	0.0	1.2	1.9	0.0	0.8	
4	0.0	0.3	1.6	0.5	0.6	
N of Valid	335	323	321	205	1184	
N of Miss	12	12	3	3	30	

Table 68: Think of your four best friends (the friends you feel closest to). In the past year (12 months), how many of your best friends have: dropped out of school?






Response	6	8	10	12	Total	
0	96.7	94.7	93.8	92.7	94.7	
1	2.4	3.7	5.0	4.4	3.8	
2	0.3	0.3	0.3	1.9	0.6	
3	0.3	0.3	0.6	0.0	0.3	
4	0.3	0.9	0.3	1.0	0.6	
N of Valid	334	323	320	206	1183	
N of Miss	13	12	4	2	31	

Table 69: Think of your four best friends (the friends you feel closest to). In the past year (12 months), how many of your best friends have: been members of a gang?






Response	6	8	10	12	Total	
0	90.4	91.0	88.5	91.7	90.3	
1	3.6	4.0	6.8	3.4	4.6	
2	1.8	1.5	0.6	1.5	1.4	
3	1.5	2.2	0.3	0.5	1.2	
4	2.7	1.2	3.7	2.9	2.6	
N of Valid	334	323	322	206	1185	
N of Miss	13	12	2	2	29	

Table 70: How old were you when you first: smoked marijuana?










Response	6	8	10	12	Total	
Never	97.6	92.2	75.4	72.7	85.8	
10 or younger	0.6	1.6	2.5	1.5	1.5	
11	0.9	0.9	1.6	1.5	1.2	
12	0.9	1.6	3.1	1.0	1.7	
13	0.0	2.8	3.7	4.9	2.6	
14	0.0	0.6	7.2	4.4	2.9	
15	0.0	0.3	5.3	1.5	1.8	
16	0.0	0.0	0.9	8.8	1.8	
17 or older	0.0	0.0	0.3	3.9	0.8	
N of Valid	338	319	321	205	1183	
N of Miss	9	16	3	3	31	

Table 71: How old were you when you first: smoked a cigarette, even just a puff?


Response	6	8	10	12	Total	
Never	92.1	86.1	74.9	75.0	82.9	
10 or younger	5.5	4.8	5.4	2.5	4.8	
11	1.5	3.2	2.9	1.5	2.3	
12	0.6	2.9	3.5	3.5	2.5	
13	0.0	1.9	3.5	5.0	2.3	
14	0.0	1.0	5.4	1.5	2.0	
15	0.3	0.0	4.1	1.5	1.5	
16	0.0	0.0	0.3	7.5	1.4	
17 or older	0.0	0.0	0.0	2.0	0.3	
N of Valid	330	310	315	200	1155	
N of Miss	17	25	9	8	59	

Table 72: How old were you when you first: had more than a sip or two of beer, wine or hard liquor (for example, vodka, whiskey, or gin)?


Response	6	8	10	12	Total	
Never	86.1	68.3	48.6	46.3	64.3	
10 or younger	8.3	9.6	10.7	5.9	8.9	
11	3.3	2.8	2.8	2.0	2.8	
12	2.1	5.0	4.1	3.0	3.6	
13	0.0	11.2	6.9	5.9	5.9	
14	0.3	3.1	11.9	4.9	5.0	
15	0.0	0.0	12.5	7.9	4.7	
16	0.0	0.0	2.5	13.3	3.0	
17 or older	0.0	0.0	0.0	10.8	1.9	
N of Valid	338	322	319	203	1182	
N of Miss	9	13	5	5	32	

Table 73: How old were you when you first: began drinking alcoholic beverages regularly, that is, at least once or twice a month?










Response	6	8	10	12	Total	
Never	98.8	93.1	85.8	80.6	90.6	
10 or younger	1.2	0.9	0.6	0.0	0.8	
11	0.0	0.9	0.9	0.5	0.6	
12	0.0	0.9	1.3	1.5	0.8	
13	0.0	1.9	1.3	0.5	0.9	
14	0.0	2.2	3.1	1.5	1.7	
15	0.0	0.0	4.4	2.4	1.6	
16	0.0	0.0	2.5	6.3	1.8	
17 or older	0.0	0.0	0.0	6.8	1.2	
N of Valid	339	321	318	206	1184	
N of Miss	8	14	6	2	30	

Table 74: How old were you when you first: used Pegaramide (peg, Peggy)?


Response	6	8	10	12	Total	
Never	100.0	100.0	100.0	100.0	100.0	
10 or younger	0.0	0.0	0.0	0.0	0.0	
11	0.0	0.0	0.0	0.0	0.0	
12	0.0	0.0	0.0	0.0	0.0	
13	0.0	0.0	0.0	0.0	0.0	
14	0.0	0.0	0.0	0.0	0.0	
15	0.0	0.0	0.0	0.0	0.0	
16	0.0	0.0	0.0	0.0	0.0	
17 or older	0.0	0.0	0.0	0.0	0.0	
N of Valid	337	321	319	206	1183	
N of Miss	10	14	5	2	31	



Table 75: How old were you when you first: got suspended from school?










Response	6	8	10	12	Total	
Never	89.9	83.9	82.1	84.4	85.2	
10 or younger	5.9	3.4	3.8	2.4	4.1	
11	3.3	2.2	1.9	3.4	2.6	
12	0.6	5.6	3.8	1.0	2.9	
13	0.0	3.1	3.8	2.0	2.2	
14	0.0	1.6	1.6	3.9	1.5	
15	0.0	0.3	2.8	1.5	1.1	
16	0.0	0.0	0.3	0.5	0.2	
17 or older	0.3	0.0	0.0	1.0	0.3	
N of Valid	338	322	318	205	1183	
N of Miss	9	13	6	3	31	

Table 76: How old were you when you first: got arrested?









Response	6	8	10	12	Total	
Never	98.8	96.9	95.6	94.7	96.7	
10 or younger	0.6	0.6	0.3	0.0	0.4	
11	0.3	0.3	0.6	0.0	0.3	
12	0.0	0.9	0.9	1.0	0.7	
13	0.3	0.9	0.6	1.5	0.8	
14	0.0	0.3	1.6	0.5	0.6	
15	0.0	0.0	0.3	1.5	0.3	
16	0.0	0.0	0.0	1.0	0.2	
17 or older	0.0	0.0	0.0	0.0	0.0	
N of Valid	337	321	320	206	1184	
N of Miss	10	14	4	2	30	

Table 77: How old were you when you first: carried a handgun?










Response	6	8	10	12	Total	
Never	91.1	92.5	92.5	90.8	91.8	
10 or younger	3.6	2.2	2.8	3.4	3.0	
11	3.0	1.6	0.3	1.0	1.5	
12	1.8	1.2	1.6	1.0	1.4	
13	0.3	1.2	0.3	1.5	0.8	
14	0.0	1.2	1.3	0.0	0.7	
15	0.0	0.0	1.3	0.5	0.4	
16	0.0	0.0	0.0	1.0	0.2	
17 or older	0.3	0.0	0.0	1.0	0.3	
N of Valid	338	320	318	206	1182	
N of Miss	9	15	6	2	32	

Table 78: How old were you when you first: used e-cigarettes, e-cigars, or e-hookahs (vaping)?










Response	6	8	10	12	Total	
Never	94.7	75.8	64.7	61.5	75.7	
10 or younger	1.2	3.1	0.6	0.5	1.4	
11	3.0	2.2	1.2	1.0	1.9	
12	1.2	5.0	1.6	0.0	2.1	
13	0.0	11.8	3.8	2.0	4.6	
14	0.0	2.2	12.2	2.4	4.3	
15	0.0	0.0	14.1	8.3	5.2	
16	0.0	0.0	1.9	18.0	3.6	
17 or older	0.0	0.0	0.0	6.3	1.1	
N of Valid	338	322	320	205	1185	
N of Miss	9	13	4	3	29	

Table 79: How old were you when you first: belonged to a gang?










Response	6	8	10	12	Total	
Never	96.4	95.6	96.2	95.6	96.0	
10 or younger	0.9	1.2	0.9	0.5	0.9	
11	0.9	0.6	0.0	1.0	0.6	
12	0.9	0.6	0.6	0.0	0.6	
13	0.6	0.6	0.3	1.0	0.6	
14	0.0	0.9	0.0	0.5	0.3	
15	0.0	0.0	1.6	0.5	0.5	
16	0.0	0.3	0.3	0.0	0.2	
17 or older	0.3	0.0	0.0	1.0	0.3	
N of Valid	337	321	319	205	1182	
N of Miss	10	14	5	3	32	

Table 80: How old were you when you first: used prescription drugs not prescribed to you?









Response	6	8	10	12	Total	
Never	97.3	95.7	88.4	91.7	93.5	
10 or younger	2.1	0.9	2.5	1.5	1.8	
11	0.3	0.3	0.3	0.5	0.3	
12	0.3	0.9	1.9	0.5	0.9	
13	0.0	1.6	0.9	1.9	1.0	
14	0.0	0.6	1.9	1.0	0.8	
15	0.0	0.0	2.8	1.5	1.0	
16	0.0	0.0	1.2	1.5	0.6	
17 or older	0.0	0.0	0.0	0.0	0.0	
N of Valid	338	322	320	206	1186	
N of Miss	9	13	4	2	28	

Table 81: How wrong do you think it is for someone your age to: take a handgun to school?





Response	6	8	10	12	Total	
Very wrong	92.6	86.1	86.6	91.3	89.0	
Wrong	4.4	9.9	10.3	5.8	7.7	
A little bit wrong	2.7	3.1	2.2	2.4	2.6	
Not at all wrong	0.3	0.9	0.9	0.5	0.7	
N of Valid	339	324	320	206	1189	
N of Miss	8	11	4	2	25	

Table 82: How wrong do you think it is for someone your age to: steal anything?





Response	6	8	10	12	Total	
Very wrong	67.3	57.3	54.1	73.7	62.1	
Wrong	28.5	35.0	38.1	19.5	31.3	
A little bit wrong	3.6	7.1	6.6	5.4	5.7	
Not at all wrong	0.6	0.6	1.3	1.5	0.9	
N of Valid	333	323	318	205	1179	
N of Miss	14	12	6	3	35	

Table 83: How wrong do you think it is for someone your age to: pick a fight with someone?





Response	6	8	10	12	Total	
Very wrong	45.3	28.9	30.6	42.4	36.4	
Wrong	37.3	41.9	34.4	30.7	36.6	
A little bit wrong	13.3	25.8	29.7	24.9	23.1	
Not at all wrong	4.1	3.4	5.3	2.0	3.9	
N of Valid	338	322	320	205	1185	
N of Miss	9	13	4	3	29	

Table 84: How wrong do you think it is for someone your age to: attack someone with the idea of seriously hurting them?





Response	6	8	10	12	Total	
Very wrong	85.4	73.5	68.3	75.2	75.8	
Wrong	11.0	20.6	23.2	17.0	18.0	
A little bit wrong	1.8	5.0	6.9	7.3	5.0	
Not at all wrong	1.8	0.9	1.6	0.5	1.3	
N of Valid	335	321	319	206	1181	
N of Miss	12	14	5	2	33	

Table 85: How wrong do you think it is for someone your age to: stay away from school all day when their parents think they are at school?





Response	6	8	10	12	Total	
Very wrong	77.1	56.5	46.6	49.8	58.5	
Wrong	17.3	30.9	34.7	22.0	26.5	
A little bit wrong	5.1	10.8	16.9	22.9	12.9	
Not at all wrong	0.6	1.9	1.9	5.4	2.1	
N of Valid	336	324	320	205	1185	
N of Miss	11	11	4	3	29	

Table 86: How wrong do you think it is for someone your age to: drink beer, wine or hard liquor (for example, vodka, whiskey, or gin) regularly?





Response	6	8	10	12	Total	
Very wrong	86.6	67.9	51.1	48.5	65.3	
Wrong	10.7	17.6	28.7	21.8	19.4	
A little bit wrong	2.4	13.3	16.2	20.9	12.3	
Not at all wrong	0.3	1.2	4.0	8.7	3.0	
N of Valid	337	324	321	206	1188	
N of Miss	10	11	3	2	26	

Table 87: How wrong do you think it is for someone your age to: smoke cigarettes?


Response	6	8	10	12	Total	
Very wrong	91.2	76.2	65.3	64.6	75.5	
Wrong	7.1	17.0	22.5	17.5	15.7	
A little bit wrong	1.2	6.5	8.4	13.6	6.7	
Not at all wrong	0.6	0.3	3.8	4.4	2.0	
N of Valid	339	323	320	206	1188	
N of Miss	8	12	4	2	26	

Table 88: How wrong do you think it is for someone your age to: smoke marijuana?


Response	6	8	10	12	Total	
Very wrong	94.7	75.3	53.6	54.9	71.4	
Wrong	4.1	14.2	22.7	16.0	13.9	
A little bit wrong	0.6	7.1	14.0	16.5	8.7	
Not at all wrong	0.6	3.4	9.7	12.6	5.9	
N of Valid	339	324	321	206	1190	
N of Miss	8	11	3	2	24	

Table 89: How wrong do you think it is for someone your age to: use prescription drugs or non-prescription drugs for the purpose of getting high?


Response	6	8	10	12	Total	
Very wrong	95.6	86.7	76.3	83.5	85.9	
Wrong	3.6	9.6	18.7	13.1	10.9	
A little bit wrong	0.6	3.1	3.7	2.4	2.4	
Not at all wrong	0.3	0.6	1.2	1.0	0.8	
N of Valid	338	323	321	206	1188	
N of Miss	9	12	3	2	26	

Table 90: How wrong do you think it is for someone your age to: use synthetic marijuana (K2, spice) or bath salts?





Response	6	8	10	12	Total	
Very wrong	96.2	87.3	84.4	88.8	89.3	
Wrong	2.7	9.6	12.2	9.2	8.2	
A little bit wrong	0.3	2.2	2.2	1.5	1.5	
Not at all wrong	0.9	0.9	1.2	0.5	0.9	
N of Valid	339	324	320	206	1189	
N of Miss	8	11	4	2	25	

Table 91: How wrong do you think it is for someone your age to: use LSD, cocaine, amphetamines or another illegal drug?





Response	6	8	10	12	Total	
Very wrong	97.6	89.5	87.2	87.8	90.9	
Wrong	2.1	9.3	10.0	9.8	7.5	
A little bit wrong	0.0	0.9	1.6	2.0	1.0	
Not at all wrong	0.3	0.3	1.2	0.5	0.6	
N of Valid	338	323	321	205	1187	
N of Miss	9	12	3	3	27	

Table 92: How wrong do you think it is for someone your age to: use e-cigarettes, e-cigars or e-hookahs (vaping)?





Response	6	8	10	12	Total	
Very wrong	87.8	65.3	52.4	50.0	65.6	
Wrong	8.9	19.4	20.6	15.7	16.1	
A little bit wrong	2.4	12.5	17.8	24.0	13.0	
Not at all wrong	0.9	2.8	9.2	10.3	5.3	
N of Valid	336	320	315	204	1175	
N of Miss	11	15	9	4	39	

Table 93: At school during the past 12 months, did you receive help from the resource teacher, speech therapist or other special education teacher?

Response	6	8	10	12	Total
No	0.0	0.0	0.0	0.0	0.0
Yes	0.0	0.0	0.0	0.0	0.0
N of Valid	0	0	0	0	0
N of Miss	0	0	0	0	0

Table 94: How many times in the past year (12 months) have you: been suspended from school?

Response	6	8	10	12	Total
Never	93.0	89.1	90.9	96.6	92.0
1 to 2 times	5.3	8.7	7.2	2.4	6.2
3 to 5 times	1.2	2.2	0.6	1.0	1.3
6 to 9 times	0.0	0.0	0.3	0.0	0.1
10+ times	0.6	0.0	0.9	0.0	0.4
N of Valid	341	322	320	205	1188
N of Miss	6	13	4	3	26

Table 95: How many times in the past year (12 months) have you: carried a handgun?

Response	6	8	10	12	Total
Never	93.5	95.6	93.1	91.7	93.7
1 to 2 times	4.7	2.5	2.5	3.9	3.4
3 to 5 times	0.6	0.6	1.6	2.0	1.1
6 to 9 times	0.0	0.3	0.9	1.0	0.5
10+ times	1.2	0.9	1.9	1.5	1.4
N of Valid	340	320	318	204	1182
N of Miss	7	15	6	4	32



Table 96: How many times in the past year (12 months) have you: sold illegal drugs?






Response	6	8	10	12	Total	
Never	100.0	98.1	97.2	95.6	98.0	
1 to 2 times	0.0	1.6	1.3	2.0	1.1	
3 to 5 times	0.0	0.0	0.3	1.5	0.3	
6 to 9 times	0.0	0.3	0.3	0.0	0.2	
10+ times	0.0	0.0	0.9	1.0	0.4	
N of Valid	340	320	319	205	1184	
N of Miss	7	15	5	3	30	

Table 97: How many times in the past year (12 months) have you: stolen or tried to steal a motor vehicle such as a car or motorcycle?





Response	6	8	10	12	Total	
Never	99.1	96.9	97.5	99.5	98.1	
1 to 2 times	0.9	2.5	1.6	0.5	1.4	
3 to 5 times	0.0	0.3	0.6	0.0	0.3	
6 to 9 times	0.0	0.0	0.0	0.0	0.0	
10+ times	0.0	0.3	0.3	0.0	0.2	
N of Valid	339	322	320	201	1182	
N of Miss	8	13	4	7	32	

Table 98: How many times in the past year (12 months) have you: participated in clubs, organizations or activities at school?






Response	6	8	10	12	Total	
Never	39.0	37.2	29.7	41.0	36.3	
1 to 2 times	34.0	21.7	12.2	10.7	20.8	
3 to 5 times	13.2	15.5	13.1	10.7	13.4	
6 to 9 times	5.3	6.2	7.5	4.4	6.0	
10+ times	8.5	19.5	37.5	33.2	23.5	
N of Valid	341	323	320	205	1189	
N of Miss	6	12	4	3	25	

Table 99: How many times in the past year (12 months) have you: been arrested?






Response	6	8	10	12	Total	
Never	98.8	97.5	97.8	99.0	98.2	
1 to 2 times	0.9	2.2	0.9	0.5	1.2	
3 to 5 times	0.3	0.0	0.9	0.0	0.3	
6 to 9 times	0.0	0.3	0.0	0.0	0.1	
10+ times	0.0	0.0	0.3	0.5	0.2	
N of Valid	337	318	319	204	1178	
N of Miss	10	17	5	4	36	

Table 100: How many times in the past year (12 months) have you: attacked someone with the idea of seriously hurting them?






Response	6	8	10	12	Total	
Never	92.9	91.6	93.1	96.6	93.2	
1 to 2 times	5.3	6.8	5.3	2.9	5.3	
3 to 5 times	1.2	0.6	0.6	0.5	0.8	
6 to 9 times	0.3	0.3	0.3	0.0	0.3	
10+ times	0.3	0.6	0.6	0.0	0.4	
N of Valid	339	322	319	205	1185	
N of Miss	8	13	5	3	29	

Table 101: How many times in the past year (12 months) have you: been drunk or high at school?






Response	6	8	10	12	Total	
Never	99.7	96.0	89.4	91.7	94.5	
1 to 2 times	0.3	2.8	7.2	2.0	3.1	
3 to 5 times	0.0	0.0	1.6	2.4	0.8	
6 to 9 times	0.0	0.6	0.9	1.5	0.7	
10+ times	0.0	0.6	0.9	2.4	0.8	
N of Valid	340	323	320	205	1188	
N of Miss	7	12	4	3	26	

Table 102: How many times in the past year (12 months) have you: taken a handgun to school?





Response	6	8	10	12	Total	
Never	99.7	100.0	98.7	100.0	99.6	
1 to 2 times	0.3	0.0	0.6	0.0	0.3	
3 to 5 times	0.0	0.0	0.3	0.0	0.1	
6 to 9 times	0.0	0.0	0.0	0.0	0.0	
10+ times	0.0	0.0	0.3	0.0	0.1	
N of Valid	341	323	319	205	1188	
N of Miss	6	12	5	3	26	

Table 103: How many times in the past year (12 months) have you: used e-cigarettes, e-cigars, or e-hookahs (vaping)?





Response	6	8	10	12	Total	
Never	99.7	100.0	98.7	100.0	99.6	
1 to 2 times	0.3	0.0	0.6	0.0	0.3	
3 to 5 times	0.0	0.0	0.3	0.0	0.1	
6 to 9 times	0.0	0.0	0.0	0.0	0.0	
10+ times	0.0	0.0	0.3	0.0	0.1	
N of Valid	341	323	319	205	1188	
N of Miss	6	12	5	3	26	

Table 104: Are you currently on probation, or assigned a probation officer with Juvenile Court?



Response	6	8	10	12	Total	
No	97.9	96.9	96.5	98.0	97.3	
Yes	2.1	3.1	3.5	2.0	2.7	
N of Valid	336	322	316	204	1178	
N of Miss	11	13	8	4	36	

Table 105: Have you ever belonged to a gang?






Response	6	8	10	12	Total	
No	93.2	92.9	90.5	94.6	92.6	
No, but would like to	1.8	1.9	3.5	1.5	2.2	
Yes, in the past	2.4	2.8	2.2	2.0	2.4	
Yes, belong now	2.1	2.5	3.2	2.0	2.5	
Yes, but would like to get out	0.6	0.0	0.6	0.0	0.3	
N of Valid	339	322	317	203	1181	
N of Miss	8	13	7	5	33	

Table 106: If you have ever belonged to a gang, did that gang have a name?




Response	6	8	10	12	Total	
No	16.2	13.0	17.9	25.9	17.5	
Yes	4.7	3.4	5.3	4.9	4.6	
I have never belonged to a gang	79.1	83.6	76.8	69.3	78.0	
N of Valid	339	323	319	205	1186	
N of Miss	8	12	5	3	28	

Table 107: You are at a party at someone's house, and one of your friends offers you a drink containing alcohol. What would you say or do?





Response	6	8	10	12	Total	
Drink it	5.9	17.1	29.6	31.1	19.7	
Tell your friend, 'No thanks, I don't drink' and suggest that you and your friend go and do something else	50.1	46.0	31.2	27.2	39.9	
Just say, 'No thanks' and walk away	29.3	24.8	29.6	33.5	28.9	
Make up a good excuse, tell your friend you had something else to do, and leave	14.7	12.1	9.7	8.3	11.5	
N of Valid	341	322	321	206	1190	
N of Miss	6	13	3	2	24	

Table 108: How often do you attend religious services or activities?

Response	6	8	10	12	Total
Never	18.1	9.7	15.9	19.9	15.5
Rarely	18.4	20.9	22.1	18.4	20.1
1-2 Times a Month	13.6	16.2	14.3	17.0	15.1
About Once a Week or More	49.9	53.1	47.7	44.7	49.2
N of Valid	337	320	321	206	1184
N of Miss	10	15	3	2	30

Table 109: I think sometimes it's okay to cheat at school.

Response	6	8	10	12	Total
NO!	60.3	30.5	17.9	23.4	34.4
no	31.5	47.0	40.4	31.2	38.1
yes	8.2	19.9	34.2	36.6	23.3
YES!	0.0	2.5	7.5	8.8	4.2
N of Valid	340	321	319	205	1185
N of Miss	7	14	5	3	29

Table 110: It is important to think before you act.

Response	6	8	10	12	Total
NO!	5.0	1.6	4.1	5.4	3.9
no	4.7	2.5	5.4	3.9	4.2
yes	31.5	41.8	43.5	40.7	39.1
YES!	58.8	54.1	47.0	50.0	52.8
N of Valid	337	316	317	204	1174
N of Miss	10	19	7	4	40

Table 111: Sometimes I think that life is not worth it.





Response	6	8	10	12	Total	
NO!	50.4	42.2	31.8	36.8	40.8	
no	26.0	24.1	28.6	23.5	25.8	
yes	15.6	23.5	24.5	27.0	22.1	
YES!	8.0	10.2	15.1	12.7	11.3	
N of Valid	339	315	318	204	1176	
N of Miss	8	20	6	4	38	

Table 112: At times I think I am no good at all.





Response	6	8	10	12	Total	
NO!	33.2	26.6	21.0	24.0	26.5	
no	24.9	25.3	20.4	27.0	24.1	
yes	29.6	35.0	39.8	36.3	35.0	
YES!	12.3	13.1	18.8	12.7	14.4	
N of Valid	334	320	319	204	1177	
N of Miss	13	15	5	4	37	

Table 113: All in all, I am inclined to think that I am a failure.





Response	6	8	10	12	Total	
NO!	47.6	38.5	32.6	34.8	38.8	
no	28.4	34.4	32.6	37.3	32.7	
yes	17.7	19.2	21.3	19.1	19.3	
YES!	6.3	7.9	13.5	8.8	9.1	
N of Valid	334	317	319	204	1174	
N of Miss	13	18	5	4	40	

Table 114: In the past year, have you felt depressed or sad MOST days, even if you felt okay sometimes?

Response	6	8	10	12	Total	
NO!	30.0	30.3	22.8	26.3	27.5	
no	18.7	19.7	22.2	26.8	21.3	
yes	31.2	33.4	29.1	28.3	30.7	
YES!	20.2	16.6	25.9	18.5	20.5	
N of Valid	337	320	320	205	1182	
N of Miss	10	15	4	3	32	

Table 115: It is all right to beat up people if they start the fight.

Response	6	8	10	12	Total	
NO!	39.2	26.9	15.3	29.6	27.7	
no	24.6	23.4	24.4	21.7	23.7	
yes	22.6	28.7	29.4	24.1	26.4	
YES!	13.6	20.9	30.9	24.6	22.2	
N of Valid	337	320	320	203	1180	
N of Miss	10	15	4	5	34	

Table 116: I think it is okay to take something without asking if you can get away with it.

Response	6	8	10	12	Total	
NO!	77.6	59.7	50.9	62.7	63.0	
no	20.1	36.6	41.6	31.4	32.3	
yes	2.1	2.5	5.0	4.4	3.4	
YES!	0.3	1.2	2.5	1.5	1.4	
N of Valid	339	320	320	204	1183	
N of Miss	8	15	4	4	31	

Table 117: Where do you get the most information about living a drug and alcohol free life? Parents/guardians





Response	6	8	10	12	Total	
All the time	59.5	54.6	48.7	55.4	54.5	
Most	17.7	24.6	23.4	18.6	21.3	
Some	10.2	10.7	16.8	14.2	12.8	
Very little	12.6	10.1	11.1	11.8	11.4	
N of Valid	333	317	316	204	1170	
N of Miss	14	18	8	4	44	

Table 118: Where do you get the most information about living a drug and alcohol free life? Friends





Response	6	8	10	12	Total	
All the time	25.2	15.9	15.6	17.9	18.7	
Most	14.6	18.8	13.1	13.9	15.2	
Some	21.0	27.5	28.7	27.9	26.1	
Very little	39.2	37.9	42.7	40.3	40.0	
N of Valid	314	309	314	201	1138	
N of Miss	33	26	10	7	76	

Table 119: Where do you get the most information about living a drug and alcohol free life? Family members





Response	6	8	10	12	Total	
All the time	49.8	43.7	39.5	38.8	43.4	
Most	21.5	29.4	22.0	24.9	24.4	
Some	14.8	16.5	22.3	21.9	18.5	
Very little	13.8	10.4	16.2	14.4	13.7	
N of Valid	325	309	314	201	1149	
N of Miss	22	26	10	7	65	



Table 120: Where do you get the most information about living a drug and alcohol free life? School





Response	6	8	10	12	Total	
All the time	58.2	53.4	42.4	40.4	49.5	
Most	18.9	23.3	24.4	22.7	22.2	
Some	11.0	11.5	20.6	22.2	15.7	
Very little	11.9	11.8	12.7	14.8	12.6	
N of Valid	328	313	316	203	1160	
N of Miss	19	22	8	5	54	

Table 121: Where do you get the most information about living a drug and alcohol free life? Internet





Response	6	8	10	12	Total	
All the time	25.5	17.4	18.1	19.3	20.2	
Most	16.6	18.7	17.1	16.8	17.4	
Some	24.0	33.2	29.5	27.2	28.6	
Very little	33.8	30.6	35.2	36.6	33.9	
N of Valid	325	310	315	202	1152	
N of Miss	22	25	9	6	62	

Table 122: Where do you get the most information about living a drug and alcohol free life? TV





Response	6	8	10	12	Total	
All the time	26.9	19.9	17.8	17.8	20.9	
Most	19.2	19.2	13.0	13.9	16.6	
Some	24.1	31.1	30.5	31.2	29.0	
Very little	29.7	29.8	38.7	37.1	33.5	
N of Valid	323	312	315	202	1152	
N of Miss	24	23	9	6	62	

Table 123: Where do you get the most information about living a drug and alcohol free life? Social media

Response	6	8	10	12	Total
All the time	19.8	17.5	16.5	16.6	17.7
Most	18.6	13.7	12.7	13.7	14.7
Some	18.2	30.9	29.7	32.2	27.3
Very little	43.4	37.9	41.1	37.6	40.2
N of Valid	318	314	316	205	1153
N of Miss	29	21	8	3	61

Table 124: How much do you think people risk harming themselves (physically or in other ways) if they: smoked one or more packs of cigarettes per day?

Response	6	8	10	12	Total
No risk	14.5	6.9	9.4	14.1	11.0
Slight risk	5.6	6.2	9.7	9.8	7.6
Moderate risk	22.0	26.6	17.3	20.5	21.7
Great risk	57.9	60.3	63.5	55.6	59.7
N of Valid	337	320	318	205	1180
N of Miss	10	15	6	3	34

Table 125: How much do you think people risk harming themselves (physically or in other ways) if they: try marijuana once or twice?

Response	6	8	10	12	Total
No risk	17.6	18.3	38.1	49.3	28.9
Slight risk	27.1	29.3	30.8	25.1	28.4
Moderate risk	19.5	28.4	17.1	12.8	20.1
Great risk	35.9	24.0	14.0	12.8	22.7
N of Valid	329	317	315	203	1164
N of Miss	18	18	9	5	50

Table 126: How much do you think people risk harming themselves (physically or in other ways) if they: smoke marijuana once or twice a week?


Response	6	8	10	12	Total	
No risk	16.0	13.5	21.8	30.8	19.4	
Slight risk	10.8	15.4	29.3	28.9	20.2	
Moderate risk	25.9	31.4	24.3	18.9	25.8	
Great risk	47.3	39.6	24.6	21.4	34.6	
N of Valid	332	318	317	201	1168	
N of Miss	15	17	7	7	46	

Table 127: How much do you think people risk harming themselves (physically or in other ways) if they: take one or two drinks of an alcoholic beverage (beer, wine, liquor) nearly every day?


Response	6	8	10	12	Total	
No risk	16.5	12.3	13.6	21.5	15.4	
Slight risk	16.8	20.4	24.3	24.4	21.1	
Moderate risk	26.1	29.9	30.9	24.9	28.2	
Great risk	40.5	37.4	31.2	29.3	35.2	
N of Valid	333	318	317	205	1173	
N of Miss	14	17	7	3	41	

Table 128: How much do you think people risk harming themselves (physically or in other ways) if they: have five or more drinks of an alcoholic beverage once or twice a weekend?


Response	6	8	10	12	Total	
No risk	14.6	10.3	10.3	16.7	12.6	
Slight risk	8.1	10.6	16.9	18.1	12.9	
Moderate risk	23.0	32.2	33.9	27.0	29.1	
Great risk	54.3	46.9	38.9	38.2	45.3	
N of Valid	335	320	319	204	1178	
N of Miss	12	15	5	4	36	

Table 129: How much do you think people risk harming themselves (physically or in other ways) if they: use prescription drugs that are not prescribed to them?

Response	6	8	10	12	Total	
No risk	14.1	6.3	7.8	13.7	10.2	
Slight risk	3.6	5.6	9.1	10.7	6.9	
Moderate risk	15.0	19.7	26.3	18.0	19.9	
Great risk	67.4	68.3	56.7	57.6	63.0	
N of Valid	334	319	319	205	1177	
N of Miss	13	16	5	3	37	

Table 130: How much do you think people risk harming themselves (physically or in other ways) if they: use non-prescription drugs to get high?

Response	6	8	10	12	Total	
No risk	14.1	6.9	8.8	14.7	10.8	
Slight risk	4.2	4.4	6.9	7.8	5.6	
Moderate risk	15.6	18.6	22.9	13.2	18.0	
Great risk	66.2	70.1	61.4	64.2	65.6	
N of Valid	334	318	319	204	1175	
N of Miss	13	17	5	4	39	

Table 131: How much do you think people risk harming themselves (physically or in other ways) if they: use e-cigarettes, e-cigars, or e-hookahs?

Response	6	8	10	12	Total	
No risk	15.4	11.6	13.7	17.4	14.2	
Slight risk	8.7	17.6	27.4	31.3	20.1	
Moderate risk	20.8	32.4	29.0	21.9	26.4	
Great risk	55.1	38.4	29.9	29.4	39.3	
N of Valid	332	318	314	201	1165	
N of Miss	15	17	10	7	49	

Table 132: Have you ever used smokeless tobacco (chew, snuff, plug, dipping tobacco, or chewing tobacco)?






Response	6	8	10	12	Total	
Never	93.4	90.6	84.2	81.8	88.1	
Once or Twice	6.3	6.0	9.5	8.9	7.5	
Once in a while but not regularly	0.3	1.6	3.2	3.0	1.9	
Regularly in the past	0.0	0.6	2.2	4.4	1.5	
Regularly now	0.0	1.3	0.9	2.0	0.9	
N of Valid	335	318	316	203	1172	
N of Miss	12	17	8	5	42	

Table 133: How often have you used smokeless tobacco during the past 30 days?







Response	6	8	10	12	Total	
Not at all	97.9	96.8	94.0	92.6	95.6	
Once or twice	0.9	1.6	2.8	3.0	2.0	
Once or twice per week	0.9	0.9	0.9	1.5	1.0	
Three to five times per week	0.3	0.3	0.3	0.0	0.3	
About once a day	0.0	0.0	0.0	2.0	0.3	
More than once a day	0.0	0.3	1.9	1.0	0.8	
N of Valid	335	316	317	202	1170	
N of Miss	12	19	7	6	44	

Table 134: Have you ever smoked cigarettes?






Response	6	8	10	12	Total	
Never	92.4	85.5	79.8	77.6	84.5	
Once or Twice	6.1	9.4	12.0	10.9	9.5	
Once in a while but not regularly	0.6	1.9	3.2	4.0	2.2	
Regularly in the past	0.6	2.5	2.5	4.5	2.3	
Regularly now	0.3	0.6	2.5	3.0	1.5	
N of Valid	328	318	317	201	1164	
N of Miss	19	17	7	7	50	

Table 135: How frequently have you smoked cigarettes during the past 30 days?


Response	6	8	10	12	Total	
Not at all	99.1	98.4	95.2	91.5	96.6	
Less than one cigarette per day	0.0	1.3	1.6	4.0	1.5	
One to five cigarettes per day	0.6	0.3	2.2	2.5	1.3	
About one-half pack per day	0.0	0.0	0.3	1.5	0.3	
About one pack per day	0.0	0.0	0.0	0.5	0.1	
About one and one-half packs per day	0.0	0.0	0.3	0.0	0.1	
Two packs or more per day	0.3	0.0	0.3	0.0	0.2	
N of Valid	331	315	315	201	1162	
N of Miss	16	20	9	7	52	

Table 136: Which statement best describes rules about smoking inside your home or your family cars?


Response	6	8	10	12	Total	
Smoking is not allowed anywhere inside your home or cars	59.1	59.4	65.1	71.5	62.9	
Smoking is allowed in some places and at some times or in some cars	12.8	11.6	11.6	9.0	11.5	
Smoking is allowed anywhere inside the home or cars	3.9	4.1	6.0	4.0	4.5	
There are no rules about smoking inside the home or cars	3.6	4.1	5.3	3.5	4.2	
I don't know	20.6	20.8	11.9	12.0	16.8	
N of Valid	335	318	318	200	1171	
N of Miss	12	17	6	8	43	

Table 137: Have you ever used e-cigarettes, e-cigars, or e-hookahs (vaping)?


Response	6	8	10	12	Total	
Never	91.0	70.0	58.4	56.7	70.5	
Once or Twice	6.2	13.9	16.8	13.4	12.4	
Once in a while but not regularly	1.5	5.7	10.3	15.9	7.6	
Regularly in the past	1.2	7.3	10.0	2.5	5.5	
Regularly now	0.0	3.2	4.5	11.4	4.1	
N of Valid	324	317	310	201	1152	
N of Miss	23	18	14	7	62	

Table 138: How frequently have you used e-cigarettes, e-cigars, or e-hookahs (vaping)?








Response	6	8	10	12	Total	
Not at all	97.0	83.6	81.0	73.8	85.0	
Less than 10 puffs per day	1.8	10.4	9.5	12.4	8.1	
10 to 50 puffs per day	0.6	4.1	5.1	7.4	4.0	
About one-half cartomiser per day	0.6	0.3	1.6	3.5	1.3	
About one cartomiser per day	0.0	0.9	1.6	2.0	1.0	
About one and one-half cartomisers per day	0.0	0.0	0.6	0.5	0.3	
Two cartomisers or more per day	0.0	0.6	0.6	0.5	0.4	
N of Valid	328	318	316	202	1164	
N of Miss	19	17	8	6	50	

Table 139: During this school year, were you taught in any of your classes about the dangers of tobacco use?






Response	6	8	10	12	Total	
Never	19.3	17.2	30.8	30.0	23.7	
Rarely	15.1	15.6	21.1	20.2	17.7	
Sometimes	26.1	28.7	27.0	28.1	27.4	
Often	22.0	22.8	14.5	13.3	18.7	
Almost always	17.5	15.6	6.6	8.4	12.5	
N of Valid	337	320	318	203	1178	
N of Miss	10	15	6	5	36	

Table 140: During the past 12 months, have you participated in any community activities to discourage people your age from using cigarettes, chewing tobacco, snuff, dip or cigars, e-cigarettes, e-cigars, or e-hookahs?






Response	6	8	10	12	Total	
Never	62.4	60.4	62.4	69.5	63.1	
Rarely	13.7	19.6	18.8	13.2	16.6	
Sometimes	11.0	10.4	12.4	9.6	11.0	
Often	8.4	4.1	3.5	4.6	5.2	
Almost always	4.5	5.4	2.9	3.0	4.0	
N of Valid	335	316	314	197	1162	
N of Miss	12	19	10	11	52	

Table 141: Think back over the last two weeks. How many times have you had five or more alcoholic drinks in a row?







Response	6	8	10	12	Total	
None	98.5	94.0	90.2	80.6	91.9	
Once	0.6	2.9	4.1	5.5	3.0	
Twice	0.6	1.0	1.9	8.0	2.3	
3-5 times	0.3	1.6	1.9	3.5	1.6	
6-9 times	0.0	0.3	1.0	1.0	0.5	
10 or more times	0.0	0.3	1.0	1.5	0.6	
N of Valid	331	315	315	201	1162	
N of Miss	16	20	9	7	52	

Table 142: During the past 30 days, how many times did you ride in a car or other vehicle driven by someone who had been drinking alcohol or using drugs to get high?






Response	6	8	10	12	Total	
0 times	91.7	88.3	86.4	84.7	88.1	
1 time	3.9	5.7	5.7	4.5	5.0	
2 or 3 times	2.1	4.4	5.0	5.9	4.2	
4 or 5 times	0.6	0.6	0.9	2.0	0.9	
6 or more times	1.8	1.0	1.9	3.0	1.8	
N of Valid	336	315	317	202	1170	
N of Miss	11	20	7	6	44	

Table 143: During the past 30 days, how many times did you drive a car or other vehicle when you had been drinking alcohol or using drugs to get high?







Response	6	8	10	12	Total	
I did not drive a car in the past 30 days	56.1	51.6	36.1	24.4	44.0	
0 times	42.1	46.5	60.2	67.2	52.5	
1 time	1.2	0.3	1.6	2.5	1.3	
2 or 3 times	0.3	0.3	0.3	1.5	0.5	
4 or 5 times	0.3	0.6	1.3	1.5	0.9	
6 or more times	0.0	0.6	0.6	3.0	0.9	
N of Valid	337	318	319	201	1175	
N of Miss	10	17	5	7	39	



Table 144: If you drank alcohol (not just a sip or taste) in the past year, where did you usually drink it?











Response	6	8	10	12	Total	
I did not drink alcohol in the past year	94.3	81.7	68.9	61.7	78.4	
At my home	3.9	8.2	13.3	7.0	8.2	
At someone else's home	1.2	6.6	15.6	27.9	11.2	
At an open area like a park, beach, field, back road, woods, or a street corner	0.3	1.6	0.3	1.5	0.9	
At a sporting event or concert	0.3	0.0	0.0	0.0	0.1	
At a restaurant, bar, or a nightclub	0.0	0.0	0.3	1.0	0.3	
At an empty building or a construction site	0.0	0.6	0.0	0.0	0.2	
At a hotel/motel	0.0	0.0	0.6	0.5	0.3	
An a car	0.0	1.3	1.0	0.0	0.6	
At school	0.0	0.0	0.0	0.5	0.1	
N of Valid	332	317	315	201	1165	
N of Miss	15	18	9	7	49	

Table 145: How do you feel about someone your age having one or two drinks of an alcoholic beverage nearly every day?





Response	6	8	10	12	Total	
Neither approve nor disapprove	23.7	21.9	31.2	37.6	27.6	
Somewhat disapprove	7.8	18.2	20.5	21.3	16.4	
Strongly disapprove	55.1	49.5	36.0	34.2	44.8	
Don't know or can't say	13.5	10.3	12.3	6.9	11.2	
N of Valid	334	319	317	202	1172	
N of Miss	13	16	7	6	42	

Table 146: On how many occasions have you had alcoholic beverages (beer, wine or hard liquor) to drink in your lifetime - more than just a few sips?






Response	6	8	10	12	Total	
0	90.7	79.9	64.0	58.9	75.1	
1-2	6.6	12.8	15.9	14.9	12.2	
3-5	0.9	2.9	6.1	8.4	4.1	
6-9	0.9	2.6	5.1	2.0	2.7	
10+	0.9	1.9	8.9	15.8	5.9	
N of Valid	335	313	314	202	1164	
N of Miss	12	22	10	6	50	

Table 147: On how many occasions have you drunk one of more drinks of an alcoholic beverage during the past 30 days?






Response	6	8	10	12	Total	
0	98.8	94.2	88.4	81.0	91.7	
1-2	0.9	3.8	7.7	11.0	5.3	
3-5	0.3	1.3	2.3	3.5	1.6	
6-9	0.0	0.0	0.6	2.0	0.5	
10+	0.0	0.6	1.0	2.5	0.9	
N of Valid	334	313	311	200	1158	
N of Miss	13	22	13	8	56	

Table 148: On how many occasions have you used marijuana (grass, pot) or hashish (hash, hash oil) in your lifetime?






Response	6	8	10	12	Total	
0	98.8	91.7	80.9	74.6	87.9	
1-2	0.9	4.2	7.6	10.0	5.2	
3-5	0.3	0.6	3.5	3.5	1.8	
6-9	0.0	1.0	0.6	1.5	0.7	
10+	0.0	2.6	7.3	10.4	4.5	
N of Valid	334	312	314	201	1161	
N of Miss	13	23	10	7	53	

Table 149: On how many occasions have you used marijuana (grass, pot) or hashish (hash, hash oil) during the past 30 days?






Response	6	8	10	12	Total	
0	99.7	96.5	91.7	91.0	95.2	
1-2	0.3	2.2	2.9	2.5	1.9	
3-5	0.0	0.3	1.6	0.5	0.6	
6-9	0.0	0.3	1.6	0.0	0.5	
10+	0.0	0.6	2.2	6.0	1.8	
N of Valid	334	313	313	201	1161	
N of Miss	13	22	11	7	53	

Table 150: On how many occasions have you used LSD or other psychedelics in your lifetime?


Response	6	8	10	12	Total	
0	99.7	99.4	98.1	94.6	98.3	
1-2	0.3	0.0	1.3	5.0	1.3	
3-5	0.0	0.6	0.3	0.5	0.3	
6-9	0.0	0.0	0.0	0.0	0.0	
10+	0.0	0.0	0.3	0.0	0.1	
N of Valid	334	313	313	202	1162	
N of Miss	13	22	11	6	52	

Table 151: On how many occasions have you used LSD or other psychedelics during the past 30 days?


Response	6	8	10	12	Total	
0	100.0	100.0	99.4	99.5	99.7	
1-2	0.0	0.0	0.0	0.5	0.1	
3-5	0.0	0.0	0.3	0.0	0.1	
6-9	0.0	0.0	0.0	0.0	0.0	
10+	0.0	0.0	0.3	0.0	0.1	
N of Valid	333	313	313	202	1161	
N of Miss	14	22	11	6	53	

Table 152: On how many occasions have you used cocaine or crack in your lifetime?


Response	6	8	10	12	Total	
0	99.7	99.0	98.1	97.0	98.6	
1-2	0.0	0.6	1.0	2.0	0.8	
3-5	0.3	0.0	0.3	1.0	0.3	
6-9	0.0	0.3	0.3	0.0	0.2	
10+	0.0	0.0	0.3	0.0	0.1	
N of Valid	333	313	314	201	1161	
N of Miss	14	22	10	7	53	

Table 153: On how many occasions have you used cocaine or crack during the past 30 days?






Response	6	8	10	12	Total	
0	100.0	100.0	99.0	99.0	99.6	
1-2	0.0	0.0	0.0	1.0	0.2	
3-5	0.0	0.0	0.3	0.0	0.1	
6-9	0.0	0.0	0.3	0.0	0.1	
10+	0.0	0.0	0.3	0.0	0.1	
N of Valid	333	312	314	201	1160	
N of Miss	14	23	10	7	54	

Table 154: On how many occasions have you sniffed glue, breathed the contents of an aerosol spray can, or inhaled other gases or sprays, in order to get high in your lifetime?






Response	6	8	10	12	Total	
0	95.5	93.9	92.4	96.0	94.3	
1-2	2.7	4.2	3.8	2.5	3.4	
3-5	0.9	0.6	1.9	1.0	1.1	
6-9	0.3	0.6	0.6	0.0	0.4	
10+	0.6	0.6	1.3	0.5	0.8	
N of Valid	334	312	314	202	1162	
N of Miss	13	23	10	6	52	

Table 155: On how many occasions have you sniffed glue, breathed the contents of an aerosol spray can, or inhaled other gases or sprays, in order to get high during the past 30 days?






Response	6	8	10	12	Total	
0	97.0	96.8	97.1	99.0	97.3	
1-2	1.8	2.9	1.6	0.5	1.8	
3-5	0.6	0.3	0.3	0.5	0.4	
6-9	0.3	0.0	0.0	0.0	0.1	
10+	0.3	0.0	1.0	0.0	0.3	
N of Valid	333	312	312	198	1155	
N of Miss	14	23	12	10	59	

Table 156: On how many occasions have you used Pegaramide (peg, Peggy, etc.) in your lifetime?


Response	6	8	10	12	Total	
0	100.0	100.0	100.0	100.0	100.0	
1-2	0.0	0.0	0.0	0.0	0.0	
3-5	0.0	0.0	0.0	0.0	0.0	
6-9	0.0	0.0	0.0	0.0	0.0	
10+	0.0	0.0	0.0	0.0	0.0	
N of Valid	334	312	313	202	1161	
N of Miss	13	23	11	6	53	

Table 157: On how many occasions have you used Pegaramide (peg, Peggy, etc.) during the past 30 days?


Response	6	8	10	12	Total	
0	100.0	100.0	100.0	100.0	100.0	
1-2	0.0	0.0	0.0	0.0	0.0	
3-5	0.0	0.0	0.0	0.0	0.0	
6-9	0.0	0.0	0.0	0.0	0.0	
10+	0.0	0.0	0.0	0.0	0.0	
N of Valid	333	312	312	201	1158	
N of Miss	14	23	12	7	56	

Table 158: On how many occasions have you used synthetic marijuana (K2, spice) in your lifetime?






Response	6	8	10	12	Total	
0	99.4	97.7	97.8	98.5	98.4	
1-2	0.6	0.6	1.6	1.0	0.9	
3-5	0.0	0.6	0.0	0.0	0.2	
6-9	0.0	0.0	0.3	0.5	0.2	
10+	0.0	1.0	0.3	0.0	0.3	
N of Valid	334	311	313	202	1160	
N of Miss	13	24	11	6	54	

Table 159: On how many occasions have you used synthetic marijuana (K2, spice) during the past 30 days?

Response	6	8	10	12	Total	
0	100.0	99.7	99.0	99.5	99.6	
1-2	0.0	0.3	1.0	0.5	0.4	
3-5	0.0	0.0	0.0	0.0	0.0	
6-9	0.0	0.0	0.0	0.0	0.0	
10+	0.0	0.0	0.0	0.0	0.0	
N of Valid	334	310	313	201	1158	
N of Miss	13	25	11	7	56	

Table 160: On how many occasions have you used methamphetamines (meth, speed, crank, crystal meth) in your lifetime?

Response	6	8	10	12	Total	
0	99.7	99.4	99.4	99.5	99.5	
1-2	0.3	0.6	0.6	0.5	0.5	
3-5	0.0	0.0	0.0	0.0	0.0	
6-9	0.0	0.0	0.0	0.0	0.0	
10+	0.0	0.0	0.0	0.0	0.0	
N of Valid	334	312	312	202	1160	
N of Miss	13	23	12	6	54	

Table 161: On how many occasions have you used methamphetamines (meth, speed, crank, crystal meth) in the past 30 days?

Response	6	8	10	12	Total	
0	100.0	100.0	100.0	99.5	99.9	
1-2	0.0	0.0	0.0	0.5	0.1	
3-5	0.0	0.0	0.0	0.0	0.0	
6-9	0.0	0.0	0.0	0.0	0.0	
10+	0.0	0.0	0.0	0.0	0.0	
N of Valid	333	312	313	202	1160	
N of Miss	14	23	11	6	54	

Table 162: On how many occasions have you used other chemical products (bath salts, plant food, etc.) in your lifetime?






Response	6	8	10	12	Total	
0	97.6	98.4	99.0	100.0	98.6	
1-2	1.2	1.6	1.0	0.0	1.0	
3-5	0.3	0.0	0.0	0.0	0.1	
6-9	0.3	0.0	0.0	0.0	0.1	
10+	0.6	0.0	0.0	0.0	0.2	
N of Valid	334	311	312	202	1159	
N of Miss	13	24	12	6	55	

Table 163: On how many occasions have you used other chemical products (bath salts, plant food, etc.) during the past 30 days?




Response	6	8	10	12	Total	
0	98.2	100.0	100.0	100.0	99.5	
1-2	1.2	0.0	0.0	0.0	0.3	
3-5	0.0	0.0	0.0	0.0	0.0	
6-9	0.0	0.0	0.0	0.0	0.0	
10+	0.6	0.0	0.0	0.0	0.2	
N of Valid	334	312	313	202	1161	
N of Miss	13	23	11	6	53	

Table 164: On how many occasions have you used heroin or other opiates in your lifetime?




Response	6	8	10	12	Total	
0	99.7	98.4	99.0	99.5	99.1	
1-2	0.3	1.6	0.6	0.5	0.8	
3-5	0.0	0.0	0.3	0.0	0.1	
6-9	0.0	0.0	0.0	0.0	0.0	
10+	0.0	0.0	0.0	0.0	0.0	
N of Valid	334	311	313	202	1160	
N of Miss	13	24	11	6	54	

Table 165: On how many occasions have you used heroin or other opiates during the past 30 days?

Response	6	8	10	12	Total	
0	100.0	99.0	100.0	99.5	99.6	
1-2	0.0	0.3	0.0	0.5	0.2	
3-5	0.0	0.3	0.0	0.0	0.1	
6-9	0.0	0.0	0.0	0.0	0.0	
10+	0.0	0.3	0.0	0.0	0.1	
N of Valid	327	306	302	197	1132	
N of Miss	20	29	22	11	82	

Table 166: On how many occasions have you used MDMA ('X', 'E', or ecstasy) in your lifetime?

Response	6	8	10	12	Total	
0	100.0	99.7	99.7	98.5	99.6	
1-2	0.0	0.0	0.3	0.5	0.2	
3-5	0.0	0.0	0.0	0.0	0.0	
6-9	0.0	0.3	0.0	0.0	0.1	
10+	0.0	0.0	0.0	1.0	0.2	
N of Valid	331	309	310	202	1152	
N of Miss	16	26	14	6	62	

Table 167: On how many occasions have you used MDMA ('X', 'E', or ecstasy) during the past 30 days?

Response	6	8	10	12	Total	
0	100.0	100.0	100.0	99.5	99.9	
1-2	0.0	0.0	0.0	0.5	0.1	
3-5	0.0	0.0	0.0	0.0	0.0	
6-9	0.0	0.0	0.0	0.0	0.0	
10+	0.0	0.0	0.0	0.0	0.0	
N of Valid	328	310	310	201	1149	
N of Miss	19	25	14	7	65	



Table 168: On how many occasions have you taken prescription drugs (such as Valium, Xanax, Ritalin, Adderall, OxyContin, Tramadol, or sleeping pills) not prescribed to you in your lifetime?

Response	6	8	10	12	Total	
0	96.1	94.9	90.7	92.6	93.7	
1-2	3.3	2.3	5.1	3.0	3.5	
3-5	0.0	1.6	1.3	1.5	1.0	
6-9	0.0	0.0	0.6	0.5	0.3	
10+	0.6	1.3	2.2	2.5	1.6	
N of Valid	332	311	312	202	1157	
N of Miss	15	24	12	6	57	

Table 169: On how many occasions have you taken prescription drugs (such as Valium, Xanax, Ritalin, Adderall, OxyContin, Tramadol, or sleeping pills) not prescribed to you during the past 30 days?

Response	6	8	10	12	Total	
0	99.4	98.4	94.6	97.5	97.5	
1-2	0.6	0.6	3.8	1.0	1.6	
3-5	0.0	0.3	0.6	1.0	0.4	
6-9	0.0	0.0	0.6	0.0	0.2	
10+	0.0	0.6	0.3	0.5	0.3	
N of Valid	333	311	313	202	1159	
N of Miss	14	24	11	6	55	

Table 170: On how many occasions have you taken non-prescription medicines such as diet pills (for example, Dietac, Dexatrim or Prolamine), stay-awake pills (for example No-Doz, Vivarin, or Wake), or cough or cold medicines (robos, DXM, etc.) to get high in your lifetime?

Response	6	8	10	12	Total	
0	99.4	98.4	97.4	97.5	98.3	
1-2	0.3	0.6	1.0	1.0	0.7	
3-5	0.3	0.3	1.3	0.5	0.6	
6-9	0.0	0.3	0.0	0.0	0.1	
10+	0.0	0.3	0.3	1.0	0.3	
N of Valid	333	312	313	202	1160	
N of Miss	14	23	11	6	54	

Table 171: On how many occasions have you taken non-prescription medicines such as diet pills (for example, Dietac, Dexatrim or Prolamine), stay-awake pills (for example No-Doz, Vivarin, or Wake), or cough or cold medicines (robos, DXM, etc.) to get high during the past 30 days?




Response	6	8	10	12	Total	
0	100.0	98.7	99.0	98.5	99.1	
1-2	0.0	0.6	0.3	0.5	0.3	
3-5	0.0	0.6	0.6	1.0	0.5	
6-9	0.0	0.0	0.0	0.0	0.0	
10+	0.0	0.0	0.0	0.0	0.0	
N of Valid	333	311	312	202	1158	
N of Miss	14	24	12	6	56	

Table 172: On how many occasions have you been drunk or very high from drinking alcoholic beverages during the past 30 days?






Response	6	8	10	12	Total	
0	100.0	96.8	92.9	88.1	95.1	
1-2	0.0	1.9	4.9	7.0	3.0	
3-5	0.0	1.3	1.0	1.5	0.9	
6-9	0.0	0.0	0.0	1.5	0.3	
10+	0.0	0.0	1.3	2.0	0.7	
N of Valid	330	311	309	201	1151	
N of Miss	17	24	15	7	63	

Table 173: On how many occasions have you drunk flavored alcoholic beverages, sometimes called 'alcopops' (like Mike's Hard Lemonade, Smirnoff Ice, Bacardi Breezers, etc.) in your lifetime?






Response	6	8	10	12	Total	
0	99.1	91.7	81.0	74.3	87.9	
1-2	0.6	3.5	7.4	11.4	5.1	
3-5	0.3	2.2	2.6	2.0	1.7	
6-9	0.0	1.0	2.3	3.5	1.5	
10+	0.0	1.6	6.8	8.9	3.8	
N of Valid	333	312	311	202	1158	
N of Miss	14	23	13	6	56	

Table 174: On how many occasions have you drunk flavored alcoholic beverages, sometimes called 'alcopops' (like Mike's Hard Lemonade, Smirnoff Ice, Bacardi Breezers, etc.) during the past 30 days?


Response	6	8	10	12	Total	
0	99.1	96.5	91.4	90.6	94.8	
1-2	0.9	2.2	5.1	5.0	3.1	
3-5	0.0	0.6	1.9	1.0	0.9	
6-9	0.0	0.3	0.3	1.5	0.4	
10+	0.0	0.3	1.3	2.0	0.8	
N of Valid	333	312	313	202	1160	
N of Miss	14	23	11	6	54	

Table 175: If you smoked cigarettes (not just a puff or drag) in the past year, how did you usually get them?


Response	6	8	10	12	Total	
I did not smoke cigarettes in the past year	95.7	91.3	87.2	86.5	90.6	
I bought them myself with a fake ID	0.3	0.0	0.3	0.0	0.2	
I bought them myself without a fake ID	0.0	0.0	0.3	2.0	0.4	
I got them from someone I know age 18 or older	0.6	1.3	4.2	6.0	2.7	
I got them from someone I know under age 18	0.0	1.3	1.9	0.5	1.0	
I got them from my brother or sister	0.3	0.0	0.0	0.0	0.1	
I got them from home with my parents' permission	0.0	0.0	0.3	0.0	0.1	
I got them from home without my parents' permission	1.2	2.6	1.3	0.0	1.4	
I got them from another relative	0.0	1.3	1.0	0.5	0.7	
A stranger bought them for me	0.0	0.0	0.3	0.5	0.2	
I took them from a store or shop	0.0	0.0	0.0	0.0	0.0	
Other	1.8	2.3	3.2	4.0	2.7	
N of Valid	329	309	313	200	1151	
N of Miss	18	26	11	8	63	

Table 176: If you used e-cigarettes, e-cigars, or e-hookahs (not just a puff or drag) in the past year, how did you usually get them? - I did not use e-cigarettes, e-cigars, or e-hookahs in the past year



Response	6	8	10	12	Total	
No	4.0	18.1	24.8	25.9	17.2	
Yes	96.0	81.9	75.2	74.1	82.8	
N of Valid	326	304	306	201	1137	
N of Miss	0	0	0	0	0	

Table 177: If you used e-cigarettes, e-cigars, or e-hookahs (not just a puff or drag) in the past year, how did you usually get them? - I bought them in a store such as a convenience store, supermarket, discount store, or gas station



Response	6	8	10	12	Total	
No	100.0	99.3	97.7	93.5	98.1	
Yes	0.0	0.7	2.3	6.5	1.9	
N of Valid	326	304	306	201	1137	
N of Miss	0	0	0	0	0	

Table 178: If you used e-cigarettes, e-cigars, or e-hookahs (not just a puff or drag) in the past year, how did you usually get them? - I got them on the Internet



Response	6	8	10	12	Total	
No	99.7	99.3	98.4	98.0	98.9	
Yes	0.3	0.7	1.6	2.0	1.1	
N of Valid	326	304	306	201	1137	
N of Miss	0	0	0	0	0	

Table 179: If you used e-cigarettes, e-cigars, or e-hookahs (not just a puff or drag) in the past year, how did you usually get them? - I got them at a store that sells electronic cigarettes, such as a "vape shop"



Response	6	8	10	12	Total	
No	100.0	99.0	97.4	98.0	98.7	
Yes	0.0	1.0	2.6	2.0	1.3	
N of Valid	326	304	306	201	1137	
N of Miss	0	0	0	0	0	

Table 180: If you used e-cigarettes, e-cigars, or e-hookahs (not just a puff or drag) in the past year, how did you usually get them? - I got them from a family member



Response	6	8	10	12	Total	
No	98.5	96.4	93.5	95.5	96.0	
Yes	1.5	3.6	6.5	4.5	4.0	
N of Valid	326	304	306	201	1137	
N of Miss	0	0	0	0	0	

Table 181: If you used e-cigarettes, e-cigars, or e-hookahs (not just a puff or drag) in the past year, how did you usually get them? - I got them from a friend



Response	6	8	10	12	Total	
No	98.2	85.2	78.4	84.6	87.0	
Yes	1.8	14.8	21.6	15.4	13.0	
N of Valid	326	304	306	201	1137	
N of Miss	0	0	0	0	0	

Table 182: If you used e-cigarettes, e-cigars, or e-hookahs (not just a puff or drag) in the past year, how did you usually get them? - A stranger got them for me



Response	6	8	10	12	Total	
No	99.7	99.0	97.7	98.0	98.7	
Yes	0.3	1.0	2.3	2.0	1.3	
N of Valid	326	304	306	201	1137	
N of Miss	0	0	0	0	0	

Table 183: If you used e-cigarettes, e-cigars, or e-hookahs (not just a puff or drag) in the past year, how did you usually get them? - I took them from a store or shop



Response	6	8	10	12	Total	
No	100.0	99.7	99.0	99.5	99.6	
Yes	0.0	0.3	1.0	0.5	0.4	
N of Valid	326	304	306	201	1137	
N of Miss	0	0	0	0	0	

Table 184: If you used e-cigarettes, e-cigars, or e-hookahs (not just a puff or drag) in the past year, how did you usually get them? - I got them some other way



Response	6	8	10	12	Total	
No	98.5	96.7	97.4	94.0	96.9	
Yes	1.5	3.3	2.6	6.0	3.1	
N of Valid	326	304	306	201	1137	
N of Miss	0	0	0	0	0	

Table 185: If you used marijuana (grass, pot) (not just a puff or drag) in the past year, how did you usually get it? - I did not use marijuana (grass, pot) in the past year



Response	6	8	10	12	Total	
No	1.9	9.2	17.5	21.3	11.5	
Yes	98.1	90.8	82.5	78.7	88.5	
N of Valid	320	306	308	197	1131	
N of Miss	0	0	0	0	0	

Table 186: If you used marijuana (grass, pot) (not just a puff or drag) in the past year, how did you usually get it? - I bought it myself



Response	6	8	10	12	Total	
No	100.0	98.4	92.5	90.4	95.8	
Yes	0.0	1.6	7.5	9.6	4.2	
N of Valid	320	306	308	197	1131	
N of Miss	0	0	0	0	0	

Table 187: If you used marijuana (grass, pot) (not just a puff or drag) in the past year, how did you usually get it? - I got it from someone at school



Response	6	8	10	12	Total	
No	100.0	98.0	96.8	98.0	98.2	
Yes	0.0	2.0	3.2	2.0	1.8	
N of Valid	320	306	308	197	1131	
N of Miss	0	0	0	0	0	

Table 188: If you used marijuana (grass, pot) (not just a puff or drag) in the past year, how did you usually get it? - I got it from someone with a medical marijuana card



Response	6	8	10	12	Total	
No	100.0	98.4	98.7	98.5	98.9	
Yes	0.0	1.6	1.3	1.5	1.1	
N of Valid	320	306	308	197	1131	
N of Miss	0	0	0	0	0	

Table 189: If you used marijuana (grass, pot) (not just a puff or drag) in the past year, how did you usually get it? - I got it from my brother or sister



Response	6	8	10	12	Total	
No	99.7	99.0	97.4	97.5	98.5	
Yes	0.3	1.0	2.6	2.5	1.5	
N of Valid	320	306	308	197	1131	
N of Miss	0	0	0	0	0	

Table 190: If you used marijuana (grass, pot) (not just a puff or drag) in the past year, how did you usually get it? - I got it from another relative



Response	6	8	10	12	Total	
No	99.7	98.4	96.4	96.4	97.9	
Yes	0.3	1.6	3.6	3.6	2.1	
N of Valid	320	306	308	197	1131	
N of Miss	0	0	0	0	0	

Table 191: If you used marijuana (grass, pot) (not just a puff or drag) in the past year, how did you usually get it? - Other



Response	6	8	10	12	Total	
No	97.5	94.4	94.5	89.3	94.4	
Yes	2.5	5.6	5.5	10.7	5.6	
N of Valid	320	306	308	197	1131	
N of Miss	0	0	0	0	0	

Table 192: If you drank alcohol (not just a sip or taste) in the past year, how did you usually get it?













Response	6	8	10	12	Total	
I did not drink alcohol in the past year	93.5	84.7	70.1	67.3	80.2	
I bought it myself with a fake ID	0.0	0.0	0.0	0.5	0.1	
I bought it myself without a fake ID	0.0	0.0	0.3	0.5	0.2	
I got it from someone I know age 21 or older	0.0	2.3	8.8	13.4	5.4	
I got it from someone I know under age 21	0.0	2.3	2.3	3.5	1.8	
I got it from my brother or sister	0.6	0.0	1.6	1.5	0.9	
I got it from home with my parents' permission	1.9	1.3	3.6	4.5	2.6	
I got it from home without my parents' permission	1.5	2.9	3.9	1.0	2.5	
I got it from another relative	0.3	2.9	3.2	1.0	1.9	
A stranger bought it for me	0.0	0.3	0.3	1.0	0.4	
I took it from a store or shop	0.0	0.0	0.0	0.5	0.1	
Other	2.2	3.3	5.8	5.4	4.0	
N of Valid	323	307	308	202	1140	
N of Miss	24	28	16	6	74	

Table 193: If you used prescription drugs or over the counter drugs without a doctor telling you to use it or for the purpose of getting high, where did you get these drugs? - Did not use



Response	6	8	10	12	Total	
No	0.9	1.6	5.8	7.5	3.6	
Yes	99.1	98.4	94.2	92.5	96.4	
N of Valid	322	308	308	200	1138	
N of Miss	0	0	0	0	0	



Table 194: If you used prescription drugs or over the counter drugs without a doctor telling you to use it or for the purpose of getting high, where did you get these drugs? -  
Bought or took from store or shop



Response	6	8	10	12	Total	
No	99.7	99.7	98.7	99.5	99.4	
Yes	0.3	0.3	1.3	0.5	0.6	
N of Valid	322	308	308	200	1138	
N of Miss	0	0	0	0	0	

Table 195: If you used prescription drugs or over the counter drugs without a doctor telling you to use it or for the purpose of getting high, where did you get these drugs? -  
Got from parents with permission



Response	6	8	10	12	Total	
No	99.7	99.7	98.4	99.0	99.2	
Yes	0.3	0.3	1.6	1.0	0.8	
N of Valid	322	308	308	200	1138	
N of Miss	0	0	0	0	0	

Table 196: If you used prescription drugs or over the counter drugs without a doctor telling you to use it or for the purpose of getting high, where did you get these drugs? -  
Got from home without permission



Response	6	8	10	12	Total	
No	99.7	99.0	98.4	99.5	99.1	
Yes	0.3	1.0	1.6	0.5	0.9	
N of Valid	322	308	308	200	1138	
N of Miss	0	0	0	0	0	

Table 197: If you used prescription drugs or over the counter drugs without a doctor telling you to use it or for the purpose of getting high, where did you get these drugs? -  
Got from relative with permission



Response	6	8	10	12	Total	
No	99.4	99.7	99.7	99.0	99.5	
Yes	0.6	0.3	0.3	1.0	0.5	
N of Valid	322	308	308	200	1138	
N of Miss	0	0	0	0	0	

Table 198: If you used prescription drugs or over the counter drugs without a doctor telling you to use it or for the purpose of getting high, where did you get these drugs? -  
Got from relative without permission



Response	6	8	10	12	Total	
No	100.0	100.0	99.4	99.0	99.6	
Yes	0.0	0.0	0.6	1.0	0.4	
N of Valid	322	308	308	200	1138	
N of Miss	0	0	0	0	0	

Table 199: If you used prescription drugs or over the counter drugs without a doctor telling you to use it or for the purpose of getting high, where did you get these drugs? -  
Got from friend's home with permission



Response	6	8	10	12	Total	
No	99.7	100.0	99.4	98.0	99.4	
Yes	0.3	0.0	0.6	2.0	0.6	
N of Valid	322	308	308	200	1138	
N of Miss	0	0	0	0	0	

Table 200: If you used prescription drugs or over the counter drugs without a doctor telling you to use it or for the purpose of getting high, where did you get these drugs? -  
Got from friend's home without permission



Response	6	8	10	12	Total	
No	100.0	100.0	99.4	99.0	99.6	
Yes	0.0	0.0	0.6	1.0	0.4	
N of Valid	322	308	308	200	1138	
N of Miss	0	0	0	0	0	

Table 201: If you used prescription drugs or over the counter drugs without a doctor telling you to use it or for the purpose of getting high, where did you get these drugs? -  
Got from friend at school



Response	6	8	10	12	Total	
No	100.0	100.0	99.7	99.5	99.8	
Yes	0.0	0.0	0.3	0.5	0.2	
N of Valid	322	308	308	200	1138	
N of Miss	0	0	0	0	0	

Table 202: If you used prescription drugs or over the counter drugs without a doctor telling you to use it or for the purpose of getting high, where did you get these drugs? -  
Got from friend at party



Response	6	8	10	12	Total	
No	100.0	100.0	98.7	98.5	99.4	
Yes	0.0	0.0	1.3	1.5	0.6	
N of Valid	322	308	308	200	1138	
N of Miss	0	0	0	0	0	

Table 203: If you used prescription drugs or over the counter drugs without a doctor telling you to use it or for the purpose of getting high, where did you get these drugs? -  
Got from friend, elsewhere



Response	6	8	10	12	Total	
No	99.7	99.7	99.0	97.5	99.1	
Yes	0.3	0.3	1.0	2.5	0.9	
N of Valid	322	308	308	200	1138	
N of Miss	0	0	0	0	0	

Table 204: If you used prescription drugs or over the counter drugs without a doctor telling you to use it or for the purpose of getting high, where did you get these drugs? -  
Got from internet sale



Response	6	8	10	12	Total	
No	100.0	99.4	98.7	98.5	99.2	
Yes	0.0	0.6	1.3	1.5	0.8	
N of Valid	322	308	308	200	1138	
N of Miss	0	0	0	0	0	

Table 205: During the last month, about how many marijuana cigarettes, or the equivalent, did you smoke a day, on the average?








Response	6	8	10	12	Total	
None	99.1	95.4	91.1	92.1	94.7	
Less than 1 a day	0.6	2.6	2.6	1.5	1.9	
1 a day	0.0	0.0	2.3	1.5	0.9	
2-3 a day	0.0	1.3	1.3	2.5	1.1	
4-6 a day	0.3	0.0	1.3	1.5	0.7	
7-10 a day	0.0	0.3	0.0	0.0	0.1	
11 or more a day	0.0	0.3	1.3	1.0	0.6	
N of Valid	323	305	305	202	1135	
N of Miss	24	30	19	6	79	

Table 206: How wrong do your friends feel it would be for YOU to: have one or two drinks of an alcoholic beverage nearly every day?





Response	6	8	10	12	Total	
Very wrong	76.3	62.5	46.8	45.5	59.2	
Wrong	16.2	19.4	27.4	26.7	21.9	
A little bit wrong	4.8	11.3	15.0	14.9	11.1	
Not at all wrong	2.7	6.8	10.8	12.9	7.8	
N of Valid	333	309	314	202	1158	
N of Miss	14	26	10	6	56	

Table 207: How wrong do your friends feel it would be for YOU to: smoke tobacco?





Response	6	8	10	12	Total	
Very wrong	82.5	66.8	54.3	51.5	65.3	
Wrong	13.3	18.2	26.8	24.8	20.3	
A little bit wrong	2.4	11.1	10.5	16.3	9.4	
Not at all wrong	1.8	3.9	8.3	7.4	5.1	
N of Valid	332	307	313	202	1154	
N of Miss	15	28	11	6	60	

Table 208: How wrong do your friends feel it would be for YOU to: smoke marijuana?





Response	6	8	10	12	Total	
Very wrong	86.7	69.2	47.1	44.6	63.9	
Wrong	7.8	13.1	18.9	19.3	14.2	
A little bit wrong	2.4	10.2	16.0	17.3	10.8	
Not at all wrong	3.0	7.5	17.9	18.8	11.0	
N of Valid	332	305	312	202	1151	
N of Miss	15	30	12	6	63	

Table 209: How wrong do your friends feel it would be for YOU to: use prescription drugs not prescribed to you?





Response	6	8	10	12	Total	
Very wrong	88.0	75.6	65.7	72.3	75.9	
Wrong	7.8	16.9	21.4	16.3	15.4	
A little bit wrong	2.1	4.9	9.4	6.4	5.6	
Not at all wrong	2.1	2.6	3.6	5.0	3.1	
N of Valid	332	307	309	202	1150	
N of Miss	15	28	15	6	64	

Table 210: How wrong would most adults (over 21) in your neighborhood think it is for kids your age: to use marijuana?





Response	6	8	10	12	Total	
Very wrong	92.7	78.2	61.5	71.6	76.6	
Wrong	4.5	14.3	21.3	12.9	13.2	
A little bit wrong	0.9	4.9	9.9	7.5	5.6	
Not at all wrong	1.8	2.6	7.3	8.0	4.6	
N of Valid	330	307	314	201	1152	
N of Miss	17	28	10	7	62	

Table 211: How wrong would most adults (over 21) in your neighborhood think it is for kids your age: to drink alcohol?





Response	6	8	10	12	Total	
Very wrong	85.1	72.5	55.6	65.2	70.2	
Wrong	9.4	15.1	23.3	14.4	15.6	
A little bit wrong	4.3	10.5	12.5	12.9	9.7	
Not at all wrong	1.2	2.0	8.6	7.5	4.5	
N of Valid	329	305	313	201	1148	
N of Miss	18	30	11	7	66	

Table 212: How wrong would most adults (over 21) in your neighborhood think it is for kids your age: to smoke cigarettes?





Response	6	8	10	12	Total	
Very wrong	89.1	75.1	63.6	67.7	74.7	
Wrong	7.6	14.8	22.7	17.4	15.3	
A little bit wrong	1.8	7.9	7.0	10.9	6.4	
Not at all wrong	1.5	2.3	6.7	4.0	3.6	
N of Valid	330	305	313	201	1149	
N of Miss	17	30	11	7	65	

Table 213: How much do each of the following statements describe your neighborhood? crime and/or drug selling





Response	6	8	10	12	Total	
NO!	81.0	66.8	60.6	70.1	69.8	
no	9.1	22.4	22.2	13.4	16.9	
yes	7.6	9.2	12.4	9.5	9.6	
YES!	2.4	1.6	4.8	7.0	3.6	
N of Valid	331	304	315	201	1151	
N of Miss	16	31	9	7	63	

Table 214: How much do each of the following statements describe your neighborhood? fights


Response	6	8	10	12	Total	
NO!	71.3	63.6	59.9	73.4	66.5	
no	16.5	24.9	24.5	12.6	20.3	
yes	9.5	8.2	9.2	9.5	9.1	
YES!	2.8	3.3	6.4	4.5	4.2	
N of Valid	327	305	314	199	1145	
N of Miss	20	30	10	9	69	

Table 215: How much do each of the following statements describe your neighborhood? lots of empty or abandoned buildings

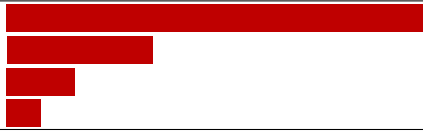
Response	6	8	10	12	Total	
NO!	73.3	65.1	60.9	68.7	66.9	
no	17.0	23.7	25.6	18.9	21.5	
yes	7.6	10.2	10.3	5.5	8.6	
YES!	2.1	1.0	3.2	7.0	3.0	
N of Valid	329	304	312	201	1146	
N of Miss	18	31	12	7	68	

Table 216: How much do each of the following statements describe your neighborhood? lots of graffiti


Response	6	8	10	12	Total	
NO!	84.1	75.3	69.4	78.8	76.8	
no	13.8	21.1	25.2	16.2	19.2	
yes	1.5	3.3	3.5	4.0	3.0	
YES!	0.6	0.3	1.9	1.0	1.0	
N of Valid	327	304	310	198	1139	
N of Miss	20	31	14	10	75	

Table 217: I feel safe in my neighborhood.

Response	6	8	10	12	Total
NO!	6.4	3.3	6.1	5.0	5.3
no	8.2	5.0	9.0	9.5	7.8
yes	41.5	49.0	45.8	43.5	45.0
YES!	43.9	42.7	39.1	42.0	41.9
N of Valid	330	300	312	200	1142
N of Miss	17	35	12	8	72

Table 218: If a kid smoked marijuana in your neighborhood would he or she be caught by the police?

Response	6	8	10	12	Total
NO!	22.0	22.8	30.0	44.3	28.3
no	20.4	44.2	47.6	37.3	37.1
yes	29.0	21.1	15.0	13.4	20.3
YES!	28.7	11.9	7.3	5.0	14.2
N of Valid	328	303	313	201	1145
N of Miss	19	32	11	7	69

Table 219: If a kid drank some beer, wine or hard liquor (for example, vodka, whiskey, or gin) in your neighborhood would he or she be caught by the police?

Response	6	8	10	12	Total
NO!	24.3	24.3	33.2	48.0	30.9
no	25.2	51.5	47.9	37.5	40.5
yes	26.4	14.3	12.5	9.5	16.4
YES!	24.0	10.0	6.4	5.0	12.2
N of Valid	329	301	313	200	1143
N of Miss	18	34	11	8	71



Table 220: If a kid carried a handgun in your neighborhood would he or she be caught by the police?





Response	6	8	10	12	Total	
NO!	22.3	21.1	28.4	39.5	26.7	
no	17.4	32.7	36.4	30.5	28.9	
yes	29.0	28.4	21.7	18.0	24.9	
YES!	31.4	17.8	13.4	12.0	19.5	
N of Valid	328	303	313	200	1144	
N of Miss	19	32	11	8	70	

Table 221: If you wanted to get some cigarettes, how easy would it be for you to get some?





Response	6	8	10	12	Total	
Very hard	80.0	57.9	39.4	35.8	55.2	
Sort of hard	8.4	16.9	14.2	12.9	13.1	
Sort of easy	6.2	18.2	28.4	25.9	19.0	
Very easy	5.3	7.0	18.1	25.4	12.8	
N of Valid	320	302	310	201	1133	
N of Miss	27	33	14	7	81	

Table 222: If you wanted to get some beer, wine or hard liquor (for example, vodka, whiskey, or gin), how easy would it be for you to get some?





Response	6	8	10	12	Total	
Very hard	77.2	55.7	36.2	35.7	52.9	
Sort of hard	8.8	14.7	16.2	10.6	12.7	
Sort of easy	7.5	20.0	24.3	25.1	18.5	
Very easy	6.6	9.7	23.3	28.6	15.9	
N of Valid	320	300	309	199	1128	
N of Miss	27	35	15	9	86	

Table 223: If you wanted to get a drug like cocaine, LSD, or amphetamines, how easy would it be for you to get some?

Response	6	8	10	12	Total	
Very hard	91.5	84.7	65.7	59.2	76.9	
Sort of hard	5.3	8.3	18.1	22.9	12.8	
Sort of easy	1.3	5.0	7.8	8.0	5.2	
Very easy	1.9	2.0	8.4	10.0	5.1	
N of Valid	319	300	309	201	1129	
N of Miss	28	35	15	7	85	

Table 224: If you wanted to get a handgun, how easy would it be for you to get one?

Response	6	8	10	12	Total	
Very hard	76.7	62.5	48.1	54.2	61.1	
Sort of hard	8.8	14.7	16.6	17.4	14.0	
Sort of easy	8.5	12.0	15.6	11.9	12.0	
Very easy	6.0	10.7	19.8	16.4	12.9	
N of Valid	317	299	308	201	1125	
N of Miss	30	36	16	7	89	

Table 225: If you wanted to get some marijuana, how easy would it be for you to get some?

Response	6	8	10	12	Total	
Very hard	89.9	71.0	43.0	39.8	63.1	
Sort of hard	5.0	10.7	12.3	14.4	10.2	
Sort of easy	3.5	10.7	18.8	16.4	11.9	
Very easy	1.6	7.7	25.9	29.4	14.8	
N of Valid	318	300	309	201	1128	
N of Miss	29	35	15	7	86	

Table 226: If you wanted to get prescription drugs for the purpose of getting high, how easy would it be for you to get some?





Response	6	8	10	12	Total	
Very hard	85.2	74.0	48.7	51.0	66.1	
Sort of hard	5.3	6.7	20.3	17.0	11.9	
Sort of easy	4.7	12.7	14.5	13.0	11.0	
Very easy	4.7	6.7	16.5	19.0	11.0	
N of Valid	318	300	310	200	1128	
N of Miss	29	35	14	8	86	

Table 227: If you wanted to get synthetic marijuana such as K2 or chemical products such as bath salts to get high, how easy would it be for you to get some?





Response	6	8	10	12	Total	
Very hard	92.5	84.9	65.2	63.2	77.7	
Sort of hard	2.8	8.4	16.1	20.9	11.2	
Sort of easy	2.2	3.3	8.7	7.0	5.1	
Very easy	2.5	3.3	10.0	9.0	5.9	
N of Valid	318	299	310	201	1128	
N of Miss	29	36	14	7	86	

Table 228: If you wanted to get steroids to use or to enhance athletic performance, how easy would it be for you to get some?





Response	6	8	10	12	Total	
Very hard	89.6	80.9	63.8	63.7	75.6	
Sort of hard	6.3	10.7	19.1	19.9	13.4	
Sort of easy	1.9	5.7	7.8	10.0	6.0	
Very easy	2.2	2.7	9.4	6.5	5.1	
N of Valid	317	299	309	201	1126	
N of Miss	30	36	15	7	88	

Table 229: If you wanted to get e-cigarettes, e-cigars, or e-hookahs, how easy would it be for you to get some?





Response	6	8	10	12	Total	
Very hard	83.6	58.7	43.5	37.3	57.8	
Sort of hard	6.6	9.3	11.0	9.5	9.0	
Sort of easy	3.8	13.7	14.8	12.4	11.0	
Very easy	6.0	18.3	30.6	40.8	22.2	
N of Valid	318	300	310	201	1129	
N of Miss	29	35	14	7	85	

Table 230: During the past 12 months, have you participated in any alcohol prevention programs or seen any alcohol prevention messages in your school or community? Yes, a school-based program focused on preventing underage drinking and/or drinking and driving.



Response	6	8	10	12	Total	
No	63.9	71.6	79.2	81.6	73.3	
Yes	36.1	28.4	20.8	18.4	26.7	
N of Valid	319	296	307	201	1123	
N of Miss	0	0	0	0	0	

Table 231: During the past 12 months, have you participated in any alcohol prevention programs or seen any alcohol prevention messages in your school or community? Yes, a community-based program focused on preventing underage drinking and/or drinking and driving (for example, through your church or temple or through youth groups like Boys and Girls Club or 4-H).



Response	6	8	10	12	Total	
No	89.0	89.2	94.5	95.0	91.6	
Yes	11.0	10.8	5.5	5.0	8.4	
N of Valid	319	296	307	201	1123	
N of Miss	0	0	0	0	0	

Table 232: During the past 12 months, have you participated in any alcohol prevention programs or seen any alcohol prevention messages in your school or community? Yes, a media campaign addressing underage drinking and/or drinking and driving (for example, newspaper ads, posters, pamphlets, radio, TV).



Response	6	8	10	12	Total	
No	89.0	88.5	90.2	91.0	89.6	
Yes	11.0	11.5	9.8	9.0	10.4	
N of Valid	319	296	307	201	1123	
N of Miss	0	0	0	0	0	

Table 233: During the past 12 months, have you participated in any alcohol prevention programs or seen any alcohol prevention messages in your school or community? No



Response	6	8	10	12	Total	
No	39.8	33.1	26.4	25.4	31.8	
Yes	60.2	66.9	73.6	74.6	68.2	
N of Valid	319	296	307	201	1123	
N of Miss	0	0	0	0	0	

Table 234: How wrong do your parents feel it would be for YOU to: have one or two drinks of an alcoholic beverage nearly every day?





Response	6	8	10	12	Total	
Very wrong	89.9	88.8	80.1	80.9	85.3	
Wrong	8.0	8.1	13.5	10.1	9.9	
A little bit wrong	1.2	2.0	2.9	6.5	2.8	
Not at all wrong	0.9	1.0	3.5	2.5	1.9	
N of Valid	327	295	312	199	1133	
N of Miss	20	40	12	9	81	

Table 235: How wrong do your parents feel it would be for YOU to: smoke tobacco?





Response	6	8	10	12	Total	
Very wrong	94.5	93.2	82.1	84.4	89.0	
Wrong	4.6	5.1	11.5	9.0	7.4	
A little bit wrong	0.3	1.7	2.9	6.0	2.4	
Not at all wrong	0.6	0.0	3.5	0.5	1.2	
N of Valid	329	295	312	199	1135	
N of Miss	18	40	12	9	79	

Table 236: How wrong do your parents feel it would be for YOU to: smoke marijuana?





Response	6	8	10	12	Total	
Very wrong	94.8	92.5	80.1	76.9	87.0	
Wrong	3.7	4.1	8.7	10.1	6.3	
A little bit wrong	0.9	2.7	5.8	8.0	4.0	
Not at all wrong	0.6	0.7	5.5	5.0	2.7	
N of Valid	327	295	311	199	1132	
N of Miss	20	40	13	9	82	

Table 237: How wrong do your parents feel it would be for YOU to: use prescription drugs not prescribed to you?





Response	6	8	10	12	Total	
Very wrong	95.1	93.5	85.9	88.4	91.0	
Wrong	3.7	4.1	9.0	7.0	5.8	
A little bit wrong	0.3	2.4	3.9	3.5	2.4	
Not at all wrong	0.9	0.0	1.3	1.0	0.8	
N of Valid	328	294	311	199	1132	
N of Miss	19	41	13	9	82	

Table 238: How wrong do your parents feel it would be for YOU to: steal something?





Response	6	8	10	12	Total	
Very wrong	91.4	87.8	83.0	87.9	87.5	
Wrong	6.7	9.9	13.2	8.0	9.5	
A little bit wrong	1.5	2.0	3.2	3.5	2.5	
Not at all wrong	0.3	0.3	0.6	0.5	0.4	
N of Valid	327	294	311	199	1131	
N of Miss	20	41	13	9	83	

Table 239: How wrong do your parents feel it would be for YOU to: draw graffiti, write things, or draw pictures on buildings or other property (without the owner's permission)?

Response	6	8	10	12	Total	
Very wrong	90.5	85.7	81.7	84.9	85.9	
Wrong	6.7	10.5	11.9	10.1	9.7	
A little bit wrong	2.1	2.4	5.1	3.0	3.2	
Not at all wrong	0.6	1.4	1.3	2.0	1.2	
N of Valid	328	294	311	199	1132	
N of Miss	19	41	13	9	82	

Table 240: How wrong do your parents feel it would be for YOU to: pick a fight with someone?

Response	6	8	10	12	Total	
Very wrong	71.5	64.1	54.7	66.7	64.1	
Wrong	18.1	21.7	25.7	17.2	21.0	
A little bit wrong	8.9	11.9	15.1	14.6	12.4	
Not at all wrong	1.5	2.4	4.5	1.5	2.6	
N of Valid	326	295	311	198	1130	
N of Miss	21	40	13	10	84	

Table 241: During the past 12 months, have you talked with at least one of your parents about the dangers of underage drinking and/or drinking and driving? By parents, we mean either your biological parents, adoptive parents, stepparents, or adult guardians - whether or not they live with you.

Response	6	8	10	12	Total	
No	51.2	53.5	59.5	54.5	54.7	
Yes	48.8	46.5	40.5	45.5	45.3	
N of Valid	299	282	296	187	1064	
N of Miss	48	53	28	21	150	

Table 242: The rules in my family are clear.


Response	6	8	10	12	Total	
NO!	9.8	7.2	7.5	10.1	8.5	
no	4.9	5.1	9.1	5.6	6.2	
yes	28.2	39.6	40.4	34.3	35.6	
YES!	57.1	48.1	43.0	50.0	49.6	
N of Valid	326	293	307	198	1124	
N of Miss	21	42	17	10	90	

Table 243: People in my family have serious arguments about the same things, and often insult or yell at each other.

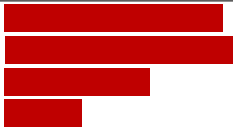
Response	6	8	10	12	Total	
NO!	40.3	32.4	27.9	32.8	33.5	
no	29.4	37.2	39.0	34.8	35.0	
yes	20.0	22.8	23.1	18.7	21.3	
YES!	10.3	7.6	10.1	13.6	10.1	
N of Valid	320	290	308	198	1116	
N of Miss	27	45	16	10	98	

Table 244: When I am not at home, one of my parents knows where I am and who I am with.


Response	6	8	10	12	Total	
NO!	10.2	8.2	8.8	11.7	9.5	
no	3.7	4.1	8.4	6.1	5.5	
yes	29.2	36.6	39.0	32.5	34.4	
YES!	56.9	51.0	43.8	49.7	50.5	
N of Valid	325	292	308	197	1122	
N of Miss	22	43	16	11	92	



Table 245: My family has clear rules about alcohol and drug use.

Response	6	8	10	12	Total
NO!	9.9	8.9	9.1	11.2	9.7
no	3.7	6.2	12.7	9.6	7.9
yes	19.9	27.5	33.1	30.5	27.4
YES!	66.5	57.4	45.1	48.7	55.1
N of Valid	322	291	308	197	1118
N of Miss	25	44	16	11	96

Table 246: If you skipped school would you be caught by your parents?

Response	6	8	10	12	Total
NO!	10.6	8.2	10.1	15.8	10.7
no	3.4	11.6	14.0	16.8	10.8
yes	21.4	29.7	33.4	31.6	28.7
YES!	64.6	50.5	42.5	35.7	49.8
N of Valid	322	293	308	196	1119
N of Miss	25	42	16	12	95

Table 247: My parents ask if I've gotten my homework done.

Response	6	8	10	12	Total
NO!	10.5	9.5	14.9	22.2	13.5
no	4.6	15.6	20.8	20.7	14.8
yes	27.9	34.7	32.5	30.3	31.3
YES!	57.0	40.1	31.8	26.8	40.3
N of Valid	323	294	308	198	1123
N of Miss	24	41	16	10	91

Table 248: Would your parents know if you did not come home on time?





Response	6	8	10	12	Total	
NO!	10.6	7.5	8.4	14.6	9.9	
no	5.3	9.5	8.8	10.6	8.3	
yes	23.1	28.6	37.0	32.3	30.0	
YES!	61.1	54.4	45.8	42.4	51.8	
N of Valid	321	294	308	198	1121	
N of Miss	26	41	16	10	93	

Table 249: Do you know how to properly dispose of leftover prescription drugs?



Response	6	8	10	12	Total	
No	74.8	69.8	55.0	60.8	65.5	
Yes	25.2	30.2	45.0	39.2	34.5	
N of Valid	302	285	300	194	1081	
N of Miss	45	50	24	14	133	

Table 250: Have any of your brothers or sisters ever: drunk beer, wine or hard liquor (for example, vodka, whiskey or gin)?




Response	6	8	10	12	Total	
No	78.5	64.6	49.8	50.5	62.1	
Yes	15.6	32.0	44.0	42.9	32.4	
I don't have any brothers or sisters	5.8	3.4	6.2	6.6	5.4	
N of Valid	326	294	307	198	1125	
N of Miss	21	41	17	10	89	

Table 251: Have any of your brothers or sisters ever: smoked marijuana?




Response	6	8	10	12	Total	
No	87.9	81.2	62.2	63.1	74.8	
Yes	6.5	15.4	31.6	30.3	19.9	
I don't have any brothers or sisters	5.6	3.4	6.2	6.6	5.4	
N of Valid	322	293	304	198	1117	
N of Miss	25	42	20	10	97	

Table 252: Have any of your brothers or sisters ever: smoked cigarettes?




Response	6	8	10	12	Total	
No	83.3	76.2	66.1	66.7	73.8	
Yes	11.1	20.4	27.7	26.8	20.8	
I don't have any brothers or sisters	5.6	3.4	6.2	6.6	5.3	
N of Valid	324	294	307	198	1123	
N of Miss	23	41	17	10	91	

Table 253: Have any of your brothers or sisters ever: taken a handgun to school?




Response	6	8	10	12	Total	
No	92.3	95.2	93.1	90.4	93.0	
Yes	2.2	1.4	0.7	3.0	1.7	
I don't have any brothers or sisters	5.5	3.4	6.2	6.6	5.3	
N of Valid	325	293	306	198	1122	
N of Miss	22	42	18	10	92	

Table 254: Have any of your brothers or sisters ever: been suspended or expelled from school?




Response	6	8	10	12	Total	
No	78.6	75.7	69.5	74.6	74.7	
Yes	15.5	20.9	24.3	18.8	19.9	
I don't have any brothers or sisters	5.9	3.4	6.2	6.6	5.5	
N of Valid	323	292	305	197	1117	
N of Miss	24	43	19	11	97	

Table 255: Have any of your brothers or sisters ever: used e-cigarettes, e-cigars or e-hookahs (vaping)?




Response	6	8	10	12	Total	
No	82.4	69.4	59.9	62.6	69.3	
Yes	11.8	27.2	33.9	30.8	25.2	
I don't have any brothers or sisters	5.9	3.4	6.2	6.6	5.4	
N of Valid	323	294	307	198	1122	
N of Miss	24	41	17	10	92	

Table 256: Have any of your brothers or sisters ever: used prescription drugs not prescribed to him/her?




Response	6	8	10	12	Total	
No	91.0	89.8	81.1	83.2	86.6	
Yes	3.4	6.5	12.7	10.2	7.9	
I don't have any brothers or sisters	5.6	3.7	6.2	6.6	5.4	
N of Valid	323	294	307	197	1121	
N of Miss	24	41	17	11	93	

Table 257: Have you changed homes in the past year (the last 12 months)?



Response	6	8	10	12	Total	
No	69.9	79.6	80.5	79.9	77.1	
Yes	30.1	20.4	19.5	20.1	22.9	
N of Valid	312	285	302	194	1093	
N of Miss	35	50	22	14	121	

Table 258: How many times have you changed homes since kindergarten?






Response	6	8	10	12	Total	
Never	31.7	32.2	33.8	33.0	32.6	
1 or 2 times	33.2	34.3	32.5	28.9	32.5	
3 or 4 times	20.4	21.5	18.8	20.3	20.2	
5 or 6 times	7.2	4.2	7.5	8.6	6.7	
7 or more times	7.5	8.0	7.5	9.1	7.9	
N of Valid	319	289	308	197	1113	
N of Miss	28	46	16	11	101	

Table 259: Have you changed schools (including changing from elementary to middle and middle to high school) in the past year?



Response	6	8	10	12	Total	
No	63.0	66.4	75.4	76.8	69.7	
Yes	37.0	33.6	24.6	23.2	30.3	
N of Valid	316	286	301	194	1097	
N of Miss	31	49	23	14	117	

Table 260: How many times have you changed schools since kindergarten (including changing from elementary to middle and middle to high school)?






Response	6	8	10	12	Total	
Never	32.1	32.1	33.0	35.2	32.9	
1 or 2 times	45.3	39.4	24.8	25.5	34.6	
3 or 4 times	12.6	15.7	28.8	24.0	19.9	
5 or 6 times	6.9	7.3	7.5	7.1	7.2	
7 or more times	3.1	5.6	5.9	8.2	5.4	
N of Valid	318	287	306	196	1107	
N of Miss	29	48	18	12	107	

Table 261: Has anyone in your family ever had severe alcohol or drug problems?



Response	6	8	10	12	Total	
No	63.5	53.7	49.8	48.2	54.5	
Yes	36.5	46.3	50.2	51.8	45.5	
N of Valid	318	287	309	197	1111	
N of Miss	29	48	15	11	103	

Table 262: About how many adults (over 21) have you known personally who in the past year have: used marijuana, crack, cocaine, or other drugs?






Response	6	8	10	12	Total	
0	81.1	64.5	52.6	53.5	64.0	
1	8.4	20.7	17.4	15.2	15.3	
2	5.3	6.2	12.6	11.1	8.6	
3-4	2.5	6.6	7.1	8.1	5.8	
5	2.8	2.1	10.3	12.1	6.3	
N of Valid	322	290	310	198	1120	
N of Miss	25	45	14	10	94	

Table 263: About how many adults (over 21) have you known personally who in the past year have: sold or dealt drugs?






Response	6	8	10	12	Total	
0	89.8	76.9	67.7	71.2	77.1	
1	4.3	14.5	16.5	10.1	11.3	
2	4.0	4.5	6.8	8.1	5.6	
3-4	0.9	2.4	3.2	3.5	2.4	
5	0.9	1.7	5.8	7.1	3.6	
N of Valid	324	290	310	198	1122	
N of Miss	23	45	14	10	92	

Table 264: About how many adults (over 21) have you known personally who in the past year have: done other things that could get them in trouble with the police, like stealing, selling stolen goods, mugging or assaulting others, etc.?






Response	6	8	10	12	Total	
0	87.9	73.8	65.5	69.2	74.8	
1	7.1	14.5	14.5	13.1	12.1	
2	2.8	5.5	8.4	6.1	5.6	
3-4	1.2	4.5	4.2	4.0	3.4	
5	0.9	1.7	7.4	7.6	4.1	
N of Valid	323	290	310	198	1121	
N of Miss	24	45	14	10	93	

Table 265: About how many adults (over 21) have you known personally who in the past year have: gotten drunk or high?










Response	6	8	10	12	Total	
0	66.4	47.4	37.9	37.9	48.7	
1	16.7	22.3	19.0	17.4	18.9	
2	8.0	10.8	14.1	12.8	11.2	
3-4	4.0	8.7	10.1	9.2	7.8	
5	4.9	10.8	19.0	22.6	13.4	
N of Valid	324	287	306	195	1112	
N of Miss	23	48	18	13	102	

Table 266: How honest were you in filling out this survey?

Response	6	8	10	12	Total	
I was very honest	85.7	73.2	75.9	70.7	77.2	
I was honest pretty much of the time	12.5	19.3	18.0	20.2	17.1	
I was honest some of the time	1.5	6.1	3.8	6.6	4.2	
I was honest once in a while	0.3	1.4	2.2	2.5	1.5	
I was not honest at all	0.0	0.0	0.0	0.0	0.0	
N of Valid	329	295	316	198	1138	
N of Miss	18	40	8	10	76	