



2016 APNA

Arkansas Prevention Needs Assessment Survey

Hot Spring County
Tables

**Arkansas Department of Human Services
Division of Behavioral Health Services
Prevention Services**

Conducted by International Survey Associates dba Pride Surveys

Contents

1	INTRODUCTION	11
2	PERCENTAGE TABLES	16

List of Tables

1	Sex	17
2	Age	17
3	Are you Hispanic or Latino?	17
4	What is your race? Black or African American	18
5	What is your race? Asian	18
6	What is your race? American Indian	18
7	What is your race? Alaska Native	18
8	What is your race? White	19
9	What is your race? Native Hawaiian or Other Pacific Islander	19
10	What is your race? Other	19
11	What is the highest level of schooling completed by your mother or father?	20
12	Think of where you live most of the time. Which of the following people live there with you? Mother	20
13	Think of where you live most of the time. Which of the following people live there with you? Stepmother	20
14	Think of where you live most of the time. Which of the following people live there with you? Foster Mother	21
15	Think of where you live most of the time. Which of the following people live there with you? Grandmother	21
16	Think of where you live most of the time. Which of the following people live there with you? Aunt	21
17	Think of where you live most of the time. Which of the following people live there with you? Father	21
18	Think of where you live most of the time. Which of the following people live there with you? Stepfather	22
19	Think of where you live most of the time. Which of the following people live there with you? Foster Father	22
20	Think of where you live most of the time. Which of the following people live there with you? Grandfather	22
21	Think of where you live most of the time. Which of the following people live there with you? Uncle	22
22	Think of where you live most of the time. Which of the following people live there with you? Other Adults	23
23	Think of where you live most of the time. Which of the following people live there with you? Brother(s)	23
24	Think of where you live most of the time. Which of the following people live there with you? Stepbrother(s)	23
25	Think of where you live most of the time. Which of the following people live there with you? Sister(s)	23
26	Think of where you live most of the time. Which of the following people live there with you? Stepsister(s)	24

27	Think of where you live most of the time. Which of the following people live there with you? Other Children	24
28	In my school, students have lots of chances to help decide things like class activities and rules.	24
29	Teachers ask me to work on special classroom projects.	24
30	My teacher(s) notices when I am doing a good job and lets me know about it.	25
31	There are lots of chances for students in my school to get involved in sports, clubs, and other school activities outside of class.	25
32	There are lots of chances for students in my school to talk with a teacher one-on-one.	25
33	I feel safe at my school.	26
34	The school lets my parents know when I have done something well.	26
35	My teachers praise me when I work hard in school.	26
36	Are your school grades better than the grades of most students in your class?	27
37	I have lots of chances to be part of class discussions or activities.	27
38	Now thinking back over the past year in school, how often did you: enjoy being in school?	27
39	Now thinking back over the past year in school, how often did you: hate being in school?	28
40	Now thinking back over the past year in school, how often did you: try to do your best work in school?	28
41	How often do you feel that the school work you are assigned is meaningful and important?	28
42	Putting them all together, what were your grades like last year?	29
43	How important do you think the things you are learning in school are going to be for your later life?	29
44	Do your parents care about your skipping or cutting school?	29
45	During the LAST FOUR WEEKS how many whole days of school have you missed because you skipped or 'cut'?	30
46	What are the chances you would be seen as cool if you: smoked cigarettes?	30
47	What are the chances you would be seen as cool if you: worked hard at school?	30
48	What are the chances you would be seen as cool if you: began drinking alcoholic beverages regularly, that is, at least once or twice a month?	31
49	What are the chances you would be seen as cool if you: defended someone who was being bullied?	31
50	What are the chances you would be seen as cool if you: smoked marijuana?	31
51	What are the chances you would be seen as cool if you: carried a handgun?	32

52	What are the chances you would be seen as cool if you: used e-cigarettes, e-cigars or e-hookahs?	32
53	What are the chances you would be seen as cool if you: bullied someone or cyber bullied someone?	32
54	Think of your four best friends (the friends you feel closest to). In the past year (12 months), how many of your best friends have: participated in clubs, organizations or activities at school?	33
55	Think of your four best friends (the friends you feel closest to). In the past year (12 months), how many of your best friends have: smoked cigarettes?	33
56	Think of your four best friends (the friends you feel closest to). In the past year (12 months), how many of your best friends have: tried beer, wine or hard liquor (for example, vodka, whiskey, or gin) when their parents didn't know about it?	33
57	Think of your four best friends (the friends you feel closest to). In the past year (12 months), how many of your best friends have: used e-cigarettes, e-cigars, or e-hookahs?	34
58	Think of your four best friends (the friends you feel closest to). In the past year (12 months), how many of your best friends have: used marijuana?	34
59	Think of your four best friends (the friends you feel closest to). In the past year (12 months), how many of your best friends have: used prescription drugs or non-prescription drugs for the purpose of getting high?	34
60	Think of your four best friends (the friends you feel closest to). In the past year (12 months), how many of your best friends have: used synthetic marijuana (K2, spice) or bath salts?	35
61	Think of your four best friends (the friends you feel closest to). In the past year (12 months), how many of your best friends have: used LSD, cocaine, amphetamines, or other illegal drugs?	35
62	Think of your four best friends (the friends you feel closest to). In the past year (12 months), how many of your best friends have: been bullied?	35
63	Think of your four best friends (the friends you feel closest to). In the past year (12 months), how many of your best friends have: been suspended from school?	36
64	Think of your four best friends (the friends you feel closest to). In the past year (12 months), how many of your best friends have: carried a handgun?	36
65	Think of your four best friends (the friends you feel closest to). In the past year (12 months), how many of your best friends have: sold illegal drugs?	36
66	Think of your four best friends (the friends you feel closest to). In the past year (12 months), how many of your best friends have: regularly attended religious services?	37

67	Think of your four best friends (the friends you feel closest to). In the past year (12 months), how many of your best friends have: stolen or tried to steal a motor vehicle such as a car or motorcycle?	37
68	Think of your four best friends (the friends you feel closest to). In the past year (12 months), how many of your best friends have: been arrested?	37
69	Think of your four best friends (the friends you feel closest to). In the past year (12 months), how many of your best friends have: dropped out of school?	38
70	Think of your four best friends (the friends you feel closest to). In the past year (12 months), how many of your best friends have: been members of a gang?	38
71	How old were you when you first: smoked marijuana?	38
72	How old were you when you first: smoked a cigarette, even just a puff?	39
73	How old were you when you first: had more than a sip or two of beer, wine or hard liquor (for example, vodka, whiskey, or gin)?	39
74	How old were you when you first: began drinking alcoholic beverages regularly, that is, at least once or twice a month?	40
75	How old were you when you first: used Daztrex?	40
76	How old were you when you first: got suspended from school?	41
77	How old were you when you first: got arrested?	41
78	How old were you when you first: carried a handgun?	42
79	How old were you when you first: used e-cigarettes, e-cigars, or e-hookahs?	42
80	How old were you when you first: belonged to a gang?	43
81	How old were you when you first: used prescription drugs not prescribed to you?	43
82	How wrong do you think it is for someone your age to: take a handgun to school?	44
83	How wrong do you think it is for someone your age to: steal anything?	44
84	How wrong do you think it is for someone your age to: pick a fight with someone?	44
85	How wrong do you think it is for someone your age to: attack someone with the idea of seriously hurting them?	45
86	How wrong do you think it is for someone your age to: stay away from school all day when their parents think they are at school?	45
87	How wrong do you think it is for someone your age to: drink beer, wine or hard liquor (for example, vodka, whiskey, or gin) regularly?	45
88	How wrong do you think it is for someone your age to: smoke cigarettes?	46
89	How wrong do you think it is for someone your age to: smoke marijuana?	46

90	How wrong do you think it is for someone your age to: use prescription drugs or non-prescription drugs for the purpose of getting high?	46
91	How wrong do you think it is for someone your age to: use synthetic marijuana (K2, spice) or bath salts?	47
92	How wrong do you think it is for someone your age to: use LSD, cocaine, amphetamines or another illegal drug?	47
93	How wrong do you think it is for someone your age to: use e-cigarettes, e-cigars or e-hookahs?	47
94	At school during the past 12 months, did you receive help from the resource teacher, speech therapist or other special education teacher?	48
95	How many times in the past year (12 months) have you: been suspended from school?	48
96	How many times in the past year (12 months) have you: carried a handgun?	48
97	How many times in the past year (12 months) have you: sold illegal drugs?	49
98	How many times in the past year (12 months) have you: stolen or tried to steal a motor vehicle such as a car or motorcycle?	49
99	How many times in the past year (12 months) have you: participated in clubs, organizations or activities at school?	50
100	How many times in the past year (12 months) have you: been arrested?	50
101	How many times in the past year (12 months) have you: attacked someone with the idea of seriously hurting them?	51
102	How many times in the past year (12 months) have you: been drunk or high at school?	51
103	How many times in the past year (12 months) have you: taken a handgun to school?	52
104	Are you currently on probation, or assigned a probation officer with Juvenile Court?	52
105	Have you ever belonged to a gang?	52
106	If you have ever belonged to a gang, did that gang have a name?	53
107	You are at a party at someone's house, and one of your friends offers you a drink containing alcohol. What would you say or do?	53
108	How often do you attend religious services or activities?	53
109	I think sometimes it's okay to cheat at school.	54
110	It is important to think before you act.	54
111	Sometimes I think that life is not worth it.	54
112	At times I think I am no good at all.	55
113	All in all, I am inclined to think that I am a failure.	55
114	In the past year, have you felt depressed or sad MOST days, even if you felt okay sometimes?	55
115	It is all right to beat up people if they start the fight.	56
116	I think it is okay to take something without asking if you can get away with it.	56

117	Where do you get the most information about living a drug and alcohol free life? Parents/guardians	56
118	Where do you get the most information about living a drug and alcohol free life? Friends	57
119	Where do you get the most information about living a drug and alcohol free life? Family members	57
120	Where do you get the most information about living a drug and alcohol free life? School	57
121	Where do you get the most information about living a drug and alcohol free life? Internet	58
122	Where do you get the most information about living a drug and alcohol free life? TV	58
123	Where do you get the most information about living a drug and alcohol free life? Social media	58
124	How much do you think people risk harming themselves (physically or in other ways) if they: smoked one or more packs of cigarettes per day?	59
125	How much do you think people risk harming themselves (physically or in other ways) if they: try marijuana once or twice?	59
126	How much do you think people risk harming themselves (physically or in other ways) if they: smoke marijuana once or twice a week?	59
127	How much do you think people risk harming themselves (physically or in other ways) if they: take one or two drinks of an alcoholic beverage (beer, wine, liquor) nearly every day?	60
128	How much do you think people risk harming themselves (physically or in other ways) if they: have five or more drinks of an alcoholic beverage once or twice a weekend?	60
129	How much do you think people risk harming themselves (physically or in other ways) if they: use prescription drugs that are not prescribed to them?	60
130	How much do you think people risk harming themselves (physically or in other ways) if they: use non-prescription drugs to get high?	61
131	How much do you think people risk harming themselves (physically or in other ways) if they: use e-cigarettes, e-cigars, or e-hookahs?	61
132	Have you ever used smokeless tobacco (chew, snuff, plug, dipping tobacco, or chewing tobacco)?	61
133	How often have you used smokeless tobacco during the past 30 days?	62
134	Have you ever smoked cigarettes?	62
135	How frequently have you smoked cigarettes during the past 30 days?	62
136	Which statement best describes rules about smoking inside your home or your family cars?	63
137	Have you ever used e-cigarettes, e-cigars, or e-hookahs?	63
138	How frequently have you used e-cigarettes, e-cigars, or e-hookahs?	64
139	During this school year, were you taught in any of your classes about the dangers of tobacco use?	64

140	During the past 12 months, have you participated in any community activities to discourage people your age from using cigarettes, chewing tobacco, snuff, dip or cigars, e-cigarettes, e-cigars, or e-hookahs?	64
141	Think back over the last two weeks. How many times have you had five or more alcoholic drinks in a row?	65
142	During the past 30 days, how many times did you ride in a car or other vehicle driven by someone who had been drinking alcohol or using drugs to get high?	65
143	During the past 30 days, how many times did you drive a car or other vehicle when you had been drinking alcohol or using drugs to get high?	65
144	If you drank alcohol (not just a sip or taste) in the past year, how did you usually get it?	66
145	If you drank alcohol (not just a sip or taste) in the past year, where did you usually drink it?	66
146	How do you feel about someone your age having one or two drinks of an alcoholic beverage nearly every day?	67
147	On how many occasions have you had alcoholic beverages (beer, wine or hard liquor) to drink in your lifetime - more than just a few sips?	67
148	On how many occasions have you drunk one or more drinks of an alcoholic beverage during the past 30 days?	67
149	On how many occasions have you used marijuana (grass, pot) or hashish (hash, hash oil) in your lifetime?	68
150	On how many occasions have you used marijuana (grass, pot) or hashish (hash, hash oil) during the past 30 days?	68
151	On how many occasions have you used LSD or other psychedelics in your lifetime?	68
152	On how many occasions have you used LSD or other psychedelics during the past 30 days?	69
153	On how many occasions have you used cocaine or crack in your lifetime?	69
154	On how many occasions have you used cocaine or crack during the past 30 days?	69
155	On how many occasions have you sniffed glue, breathed the contents of an aerosol spray can, or inhaled other gases or sprays, in order to get high in your lifetime?	70
156	On how many occasions have you sniffed glue, breathed the contents of an aerosol spray can, or inhaled other gases or sprays, in order to get high during the past 30 days?	70
157	On how many occasions have you used Daztrex in your lifetime?	71
158	On how many occasions have you used Daztrex during the past 30 days?	71
159	On how many occasions have you used synthetic marijuana (K2, spice) in your lifetime?	71

160	On how many occasions have you used synthetic marijuana (K2, spice) during the past 30 days?	72
161	On how many occasions have you used methamphetamines (meth, speed, crank, crystal meth) in your lifetime?	72
162	On how many occasions have you used methamphetamines (meth, speed, crank, crystal meth) in the past 30 days?	72
163	On how many occasions have you used other chemical products (bath salts, plant food, etc.) in your lifetime?	73
164	On how many occasions have you used other chemical products (bath salts, plant food, etc.) during the past 30 days?	73
165	On how many occasions have you used heroin or other opiates in your lifetime?	73
166	On how many occasions have you used heroin or other opiates during the past 30 days?	74
167	On how many occasions have you used MDMA ('X', 'E', or ecstasy) in your lifetime?	74
168	On how many occasions have you used MDMA ('X', 'E', or ecstasy) during the past 30 days?	74
169	On how many occasions have you taken prescription drugs (such as Valium, Xanax, Ritalin, Adderall, OxyContin, Darvocet, or sleeping pills) not prescribed to you in your lifetime?	75
170	On how many occasions have you taken prescription drugs (such as Valium, Xanax, Ritalin, Adderall, OxyContin, Darvocet, or sleeping pills) not prescribed to you during the past 30 days?	75
171	On how many occasions have you taken non-prescription medicines such as diet pills (for example, Dietac, Dexatrim or Prolamine), stay-awake pills (for example No-Doz, Vivarin, or Wake), or cough or cold medicines (robos, DXM, etc.) to get high in your lifetime?	76
172	On how many occasions have you taken non-prescription medicines such as diet pills (for example, Dietac, Dexatrim or Prolamine), stay-awake pills (for example No-Doz, Vivarin, or Wake), or cough or cold medicines (robos, DXM, etc.) to get high during the past 30 days?	76
173	On how many occasions have you been drunk or very high from drinking alcoholic beverages during the past 30 days?	77
174	On how many occasions have you drunk flavored alcoholic beverages, sometimes called 'alcopops' (like Mike's Hard Lemonade, Smirnoff Ice, Bacardi Breezers, etc.) in your lifetime?	77
175	On how many occasions have you drunk flavored alcoholic beverages, sometimes called 'alcopops' (like Mike's Hard Lemonade, Smirnoff Ice, Bacardi Breezers, etc.) during the past 30 days?	78
176	If you used prescription drugs or over the counter drugs without a doctor telling you to use it or for the purpose of getting high, where did you get these drugs? - Did not use	78

177	If you used prescription drugs or over the counter drugs without a doctor telling you to use it or for the purpose of getting high, where did you get these drugs? - Bought or took from store or shop	78
178	If you used prescription drugs or over the counter drugs without a doctor telling you to use it or for the purpose of getting high, where did you get these drugs? - Got from parents with permission	79
179	If you used prescription drugs or over the counter drugs without a doctor telling you to use it or for the purpose of getting high, where did you get these drugs? - Got from home without permission	79
180	If you used prescription drugs or over the counter drugs without a doctor telling you to use it or for the purpose of getting high, where did you get these drugs? - Got from relative with permission	79
181	If you used prescription drugs or over the counter drugs without a doctor telling you to use it or for the purpose of getting high, where did you get these drugs? - Got from relative without permission	79
182	If you used prescription drugs or over the counter drugs without a doctor telling you to use it or for the purpose of getting high, where did you get these drugs? - Got from friend's home with permission	80
183	If you used prescription drugs or over the counter drugs without a doctor telling you to use it or for the purpose of getting high, where did you get these drugs? - Got from friend's home without permission	80
184	If you used prescription drugs or over the counter drugs without a doctor telling you to use it or for the purpose of getting high, where did you get these drugs? - Got from friend at school	80
185	If you used prescription drugs or over the counter drugs without a doctor telling you to use it or for the purpose of getting high, where did you get these drugs? - Got from friend at party	80
186	If you used prescription drugs or over the counter drugs without a doctor telling you to use it or for the purpose of getting high, where did you get these drugs? - Got from friend, elsewhere	81
187	If you used prescription drugs or over the counter drugs without a doctor telling you to use it or for the purpose of getting high, where did you get these drugs? - Got from internet sale	81
188	During the last month, about how many marijuana cigarettes, or the equivalent, did you smoke a day, on the average?	81
189	How wrong do your friends feel it would be for YOU to: have one or two drinks of an alcoholic beverage nearly every day?	82
190	How wrong do your friends feel it would be for YOU to: smoke tobacco?	82
191	How wrong do your friends feel it would be for YOU to: smoke marijuana?	82
192	How wrong do your friends feel it would be for YOU to: use prescription drugs not prescribed to you?	83
193	How wrong would most adults (over 21) in your neighborhood think it is for kids your age: to use marijuana?	83

194	How wrong would most adults (over 21) in your neighborhood think it is for kids your age: to drink alcohol?	83
195	How wrong would most adults (over 21) in your neighborhood think it is for kids your age: to smoke cigarettes?	84
196	How much do each of the following statements describe your neighborhood? crime and/or drug selling	84
197	How much do each of the following statements describe your neighborhood? fights	84
198	How much do each of the following statements describe your neighborhood? lots of empty or abandoned buildings	85
199	How much do each of the following statements describe your neighborhood? lots of graffiti	85
200	I feel safe in my neighborhood.	85
201	If a kid smoked marijuana in your neighborhood would he or she be caught by the police?	86
202	If a kid drank some beer, wine or hard liquor (for example, vodka, whiskey, or gin) in your neighborhood would he or she be caught by the police?	86
203	If a kid carried a handgun in your neighborhood would he or she be caught by the police?	86
204	If you wanted to get some cigarettes, how easy would it be for you to get some?	87
205	If you wanted to get some beer, wine or hard liquor (for example, vodka, whiskey, or gin), how easy would it be for you to get some?	87
206	If you wanted to get a drug like cocaine, LSD, or amphetamines, how easy would it be for you to get some?	87
207	If you wanted to get a handgun, how easy would it be for you to get one?	88
208	If you wanted to get some marijuana, how easy would it be for you to get some?	88
209	If you wanted to get prescription drugs for the purpose of getting high, how easy would it be for you to get some?	88
210	If you wanted to get synthetic marijuana such as K2 or chemical products such as bath salts to get high, how easy would it be for you to get some?	89
211	If you wanted to get steroids to use or to enhance athletic performance, how easy would it be for you to get some?	89
212	If you wanted to get e-cigarettes, e-cigars, or e-hookahs, how easy would it be for you to get some?	89
213	During the past 12 months, have you participated in any alcohol prevention programs or seen any alcohol prevention messages in your school or community? Yes, a school-based program focused on preventing underage drinking and/or drinking and driving.	90

214	During the past 12 months, have you participated in any alcohol prevention programs or seen any alcohol prevention messages in your school or community? Yes, a community-based program focused on preventing underage drinking and/or drinking and driving (for example, through your church or temple or through youth groups like Boys and Girls Club or 4-H).	90
215	During the past 12 months, have you participated in any alcohol prevention programs or seen any alcohol prevention messages in your school or community? Yes, a media campaign addressing underage drinking and/or drinking and driving (for example, newspaper ads, posters, pamphlets, radio, TV).	90
216	During the past 12 months, have you participated in any alcohol prevention programs or seen any alcohol prevention messages in your school or community? No	90
217	How wrong do your parents feel it would be for YOU to: have one or two drinks of an alcoholic beverage nearly every day?	91
218	How wrong do your parents feel it would be for YOU to: smoke tobacco?	91
219	How wrong do your parents feel it would be for YOU to: smoke marijuana?	91
220	How wrong do your parents feel it would be for YOU to: use prescription drugs not prescribed to you?	92
221	How wrong do your parents feel it would be for YOU to: steal something worth more than \$5?	92
222	How wrong do your parents feel it would be for YOU to: draw graffiti, write things, or draw pictures on buildings or other property (without the owner's permission)?	92
223	How wrong do your parents feel it would be for YOU to: pick a fight with someone?	93
224	During the past 12 months, have you talked with at least one of your parents about the dangers of underage drinking and/or drinking and driving? By parents, we mean either your biological parents, adoptive parents, stepparents, or adult guardians - whether or not they live with you.	93
225	The rules in my family are clear.	93
226	People in my family have serious arguments about the same things, and often insult or yell at each other.	94
227	When I am not at home, one of my parents knows where I am and who I am with.	94
228	My family has clear rules about alcohol and drug use.	94
229	If you skipped school would you be caught by your parents?	95
230	My parents ask if I've gotten my homework done.	95
231	Would your parents know if you did not come home on time?	95
232	Do you know how to properly dispose of leftover prescription drugs?	96

233	Have any of your brothers or sisters ever: drunk beer, wine or hard liquor (for example, vodka, whiskey or gin)?	96
234	Have any of your brothers or sisters ever: smoked marijuana?	96
235	Have any of your brothers or sisters ever: smoked cigarettes?	96
236	Have any of your brothers or sisters ever: taken a handgun to school? .	97
237	Have any of your brothers or sisters ever: been suspended or expelled from school?	97
238	Have any of your brothers or sisters ever: used e-cigarettes, e-cigars or e-hookahs?	97
239	Have any of your brothers or sisters ever: used prescription drugs not prescribed to him/her?	97
240	Have you changed homes in the past year (the last 12 months)? . . .	98
241	How many times have you changed homes since kindergarten?	98
242	Have you changed schools (including changing from elementary to middle and middle to high school) in the past year?	98
243	How many times have you changed schools since kindergarten (including changing from elementary to middle and middle to high school)?	99
244	Has anyone in your family ever had severe alcohol or drug problems? .	99
245	About how many adults (over 21) have you known personally who in the past year have: used marijuana, crack, cocaine, or other drugs? .	99
246	About how many adults (over 21) have you known personally who in the past year have: sold or dealt drugs?	100
247	About how many adults (over 21) have you known personally who in the past year have: done other things that could get them in trouble with the police, like stealing, selling stolen goods, mugging or assaulting others, etc.?	100
248	About how many adults (over 21) have you known personally who in the past year have: gotten drunk or high?	100
249	Have you seen or heard information about underage drinking in the past 12 months from the following sources? Radio	101
250	Have you seen or heard information about underage drinking in the past 12 months from the following sources? TV.	101
251	Have you seen or heard information about underage drinking in the past 12 months from the following sources? Print. This includes information on underage drinking you may have seen in the newspaper, on a billboard, in pamphlets, on stickers, etc.	101
252	Have you seen or heard information about underage drinking in the past 12 months from the following sources? Website or social media? (Facebook, Myspace, website, etc.)	101
253	The next questions ask about your opinions of the information you saw or heard. If you have seen or heard more than one ad, please think about your favorite ad when answering these questions. The information about underage drinking that I saw or heard was convincing.	102

254	The next questions ask about your opinions of the information you saw or heard. If you have seen or heard more than one ad, please think about your favorite ad when answering these questions. The information about underage drinking that I saw or heard grabbed my attention.	102
255	The next questions ask about your opinions of the information you saw or heard. If you have seen or heard more than one ad, please think about your favorite ad when answering these questions. The information about underage drinking that I saw or heard said something important to me.	102
256	The next questions ask about your opinions of the information you saw or heard. If you have seen or heard more than one ad, please think about your favorite ad when answering these questions. Seeing or hearing this information about underage drinking made me want to stop or decrease my drinking.	103
257	How honest were you in filling out this survey?	103

List of Figures

1	Grade Chart	12
2	Gender Chart	13
3	Age Chart	14
4	Ethnic Origin Chart	15

1 INTRODUCTION

This report was generated from data collected on the *2016 Arkansas Prevention Needs Assessment Student Survey*. This report contains basic frequency tables of all data collected and graphs on the selected demographic variables of grade, gender, age and ethnic origin. The graph on ethnic origin is represented as a bar chart rather than as a pie chart. This is because students were allowed to mark more than one response for ethnic origin as opposed to being allowed to mark only one response. The bars represent the percent of students who marked each of the ethnic categories.

Questions regarding the information found in this report can be directed to:

International Survey Associates dba Pride Surveys

Mr. Jay Gleaton

2140 Newmarket Parkway

Suite 116

Marietta, GA 30067

Telephone: (800) 279-6361

Fax: (770) 726-9327

Website: <http://www.pridesurveys.com>

Grade Chart

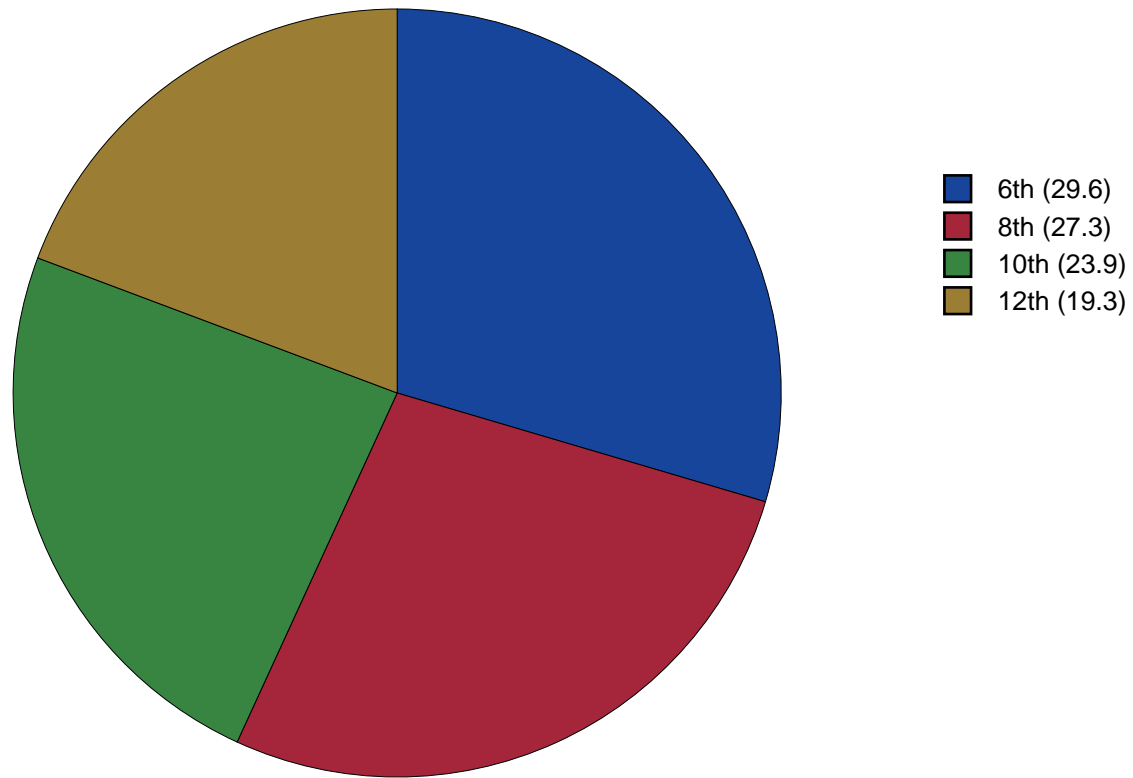


Figure 1: Grade Chart

Gender Chart

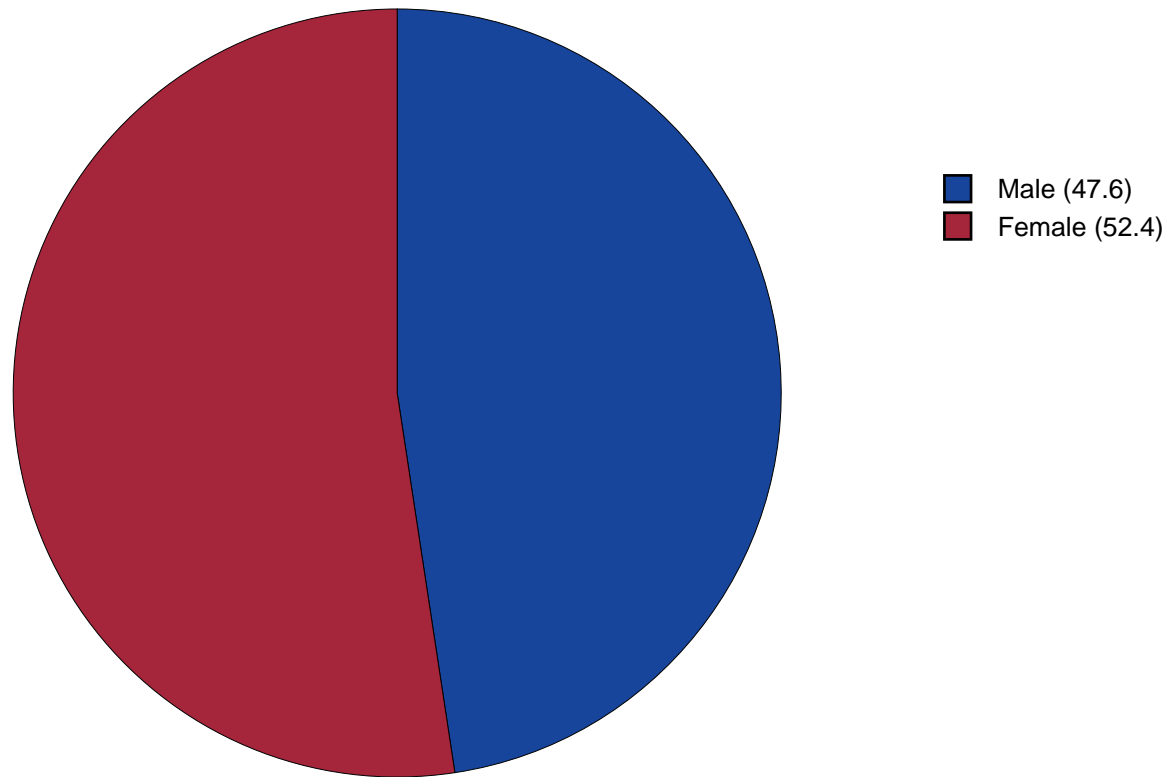


Figure 2: Gender Chart

Age Chart

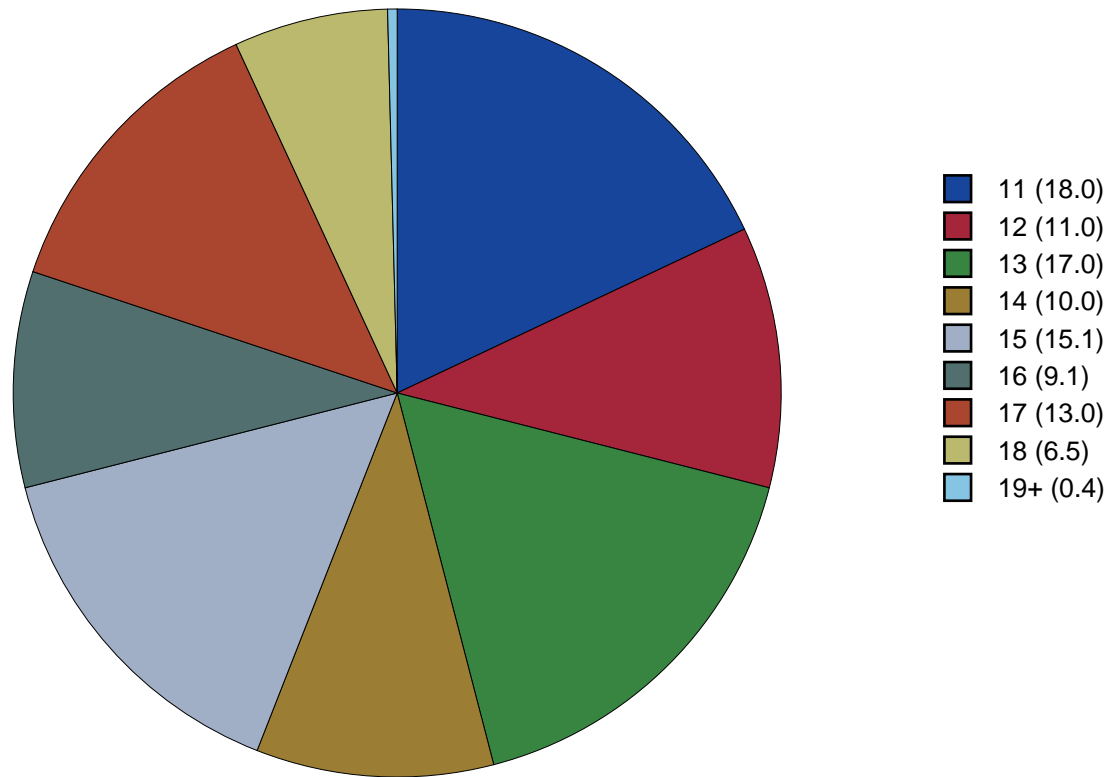


Figure 3: Age Chart

Ethnic Origin Chart

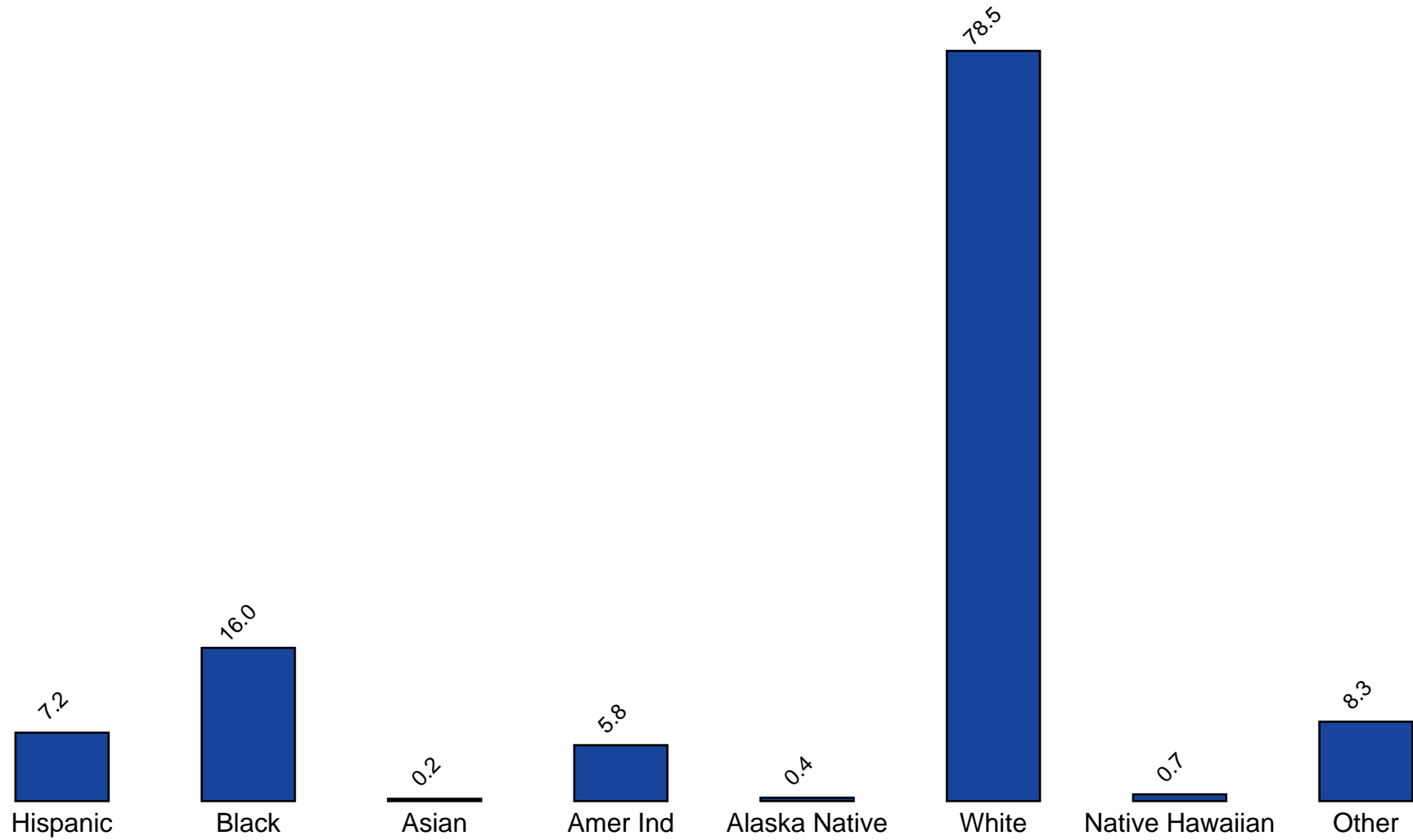


Figure 4: Ethnic Origin Chart

2 PERCENTAGE TABLES

The following tables contain frequency distribution detailing how your students responded to each question on the survey. The tables appear in the same order as the questions on the survey. The tables include breakdowns by grade level as well as overall percentages. The *N of Valid* row is a frequency count of the number of valid responses to each question for each grade and overall. The *N of Miss* row is a frequency count of the number of invalid (marked more than one response) or missing (i.e. did not respond) responses to each question for each grade and overall.

For the questions that allowed more than one response (i.e. race, live with, etc.) each response becomes a separate table. If a student did not mark the response, that was counted as a NO response, and if they did mark the response, that was counted as a YES response. Since a non response is a valid response for these questions, the *N of Miss* will always be zero for these questions.

Table 1: Sex



Response	6	8	10	12	Total	
Male	50.2	45.0	48.7	46.0	47.6	
Female	49.8	55.0	51.3	54.0	52.4	
N of Valid	251	231	199	163	844	
N of Miss	2	2	5	2	11	

Table 2: Age










Response	6	8	10	12	Total	
10 or younger	0.0	0.0	0.0	0.0	0.0	
11	60.5	0.0	0.0	0.0	18.0	
12	36.4	0.4	0.0	0.0	11.0	
13	3.2	59.1	0.0	0.0	17.0	
14	0.0	37.0	0.0	0.0	10.0	
15	0.0	3.5	59.1	0.0	15.1	
16	0.0	0.0	37.9	0.0	9.1	
17	0.0	0.0	3.0	64.2	13.0	
18	0.0	0.0	0.0	34.0	6.5	
19 or older	0.0	0.0	0.0	1.9	0.4	
N of Valid	253	230	203	162	848	
N of Miss	0	3	1	3	7	

Table 3: Are you Hispanic or Latino?



Response	6	8	10	12	Total	
No	91.3	92.1	93.1	95.7	92.8	
Yes	8.7	7.9	6.9	4.3	7.2	
N of Valid	231	228	202	164	825	
N of Miss	22	5	2	1	30	

Table 4: What is your race? Black or African American



Response	6	8	10	12	Total	
No	83.8	87.1	84.3	79.4	84.0	
Yes	16.2	12.9	15.7	20.6	16.0	
N of Valid	253	233	204	165	855	
N of Miss	0	0	0	0	0	

Table 5: What is your race? Asian



Response	6	8	10	12	Total	
No	100.0	99.6	100.0	99.4	99.8	
Yes	0.0	0.4	0.0	0.6	0.2	
N of Valid	253	233	204	165	855	
N of Miss	0	0	0	0	0	

Table 6: What is your race? American Indian



Response	6	8	10	12	Total	
No	93.7	92.7	95.6	95.2	94.2	
Yes	6.3	7.3	4.4	4.8	5.8	
N of Valid	253	233	204	165	855	
N of Miss	0	0	0	0	0	

Table 7: What is your race? Alaska Native



Response	6	8	10	12	Total	
No	100.0	100.0	99.0	99.4	99.6	
Yes	0.0	0.0	1.0	0.6	0.4	
N of Valid	253	233	204	165	855	
N of Miss	0	0	0	0	0	

Table 8: What is your race? White



Response	6	8	10	12	Total	
No	24.5	19.7	18.6	23.0	21.5	
Yes	75.5	80.3	81.4	77.0	78.5	
N of Valid	253	233	204	165	855	
N of Miss	0	0	0	0	0	

Table 9: What is your race? Native Hawaiian or Other Pacific Islander



Response	6	8	10	12	Total	
No	100.0	99.1	98.0	100.0	99.3	
Yes	0.0	0.9	2.0	0.0	0.7	
N of Valid	253	233	204	165	855	
N of Miss	0	0	0	0	0	

Table 10: What is your race? Other



Response	6	8	10	12	Total	
No	90.9	87.6	92.6	97.6	91.7	
Yes	9.1	12.4	7.4	2.4	8.3	
N of Valid	253	233	204	165	855	
N of Miss	0	0	0	0	0	

Table 11: What is the highest level of schooling completed by your mother or father?









Response	6	8	10	12	Total	
Completed grade school or less	2.6	2.2	1.5	0.6	1.8	
Some high school	2.1	5.2	6.2	15.3	6.6	
Completed high school	8.6	16.1	15.5	20.2	14.6	
Some college	13.3	16.1	17.5	22.7	17.0	
Completed college	27.5	26.5	35.1	25.2	28.5	
Graduate or professional school after college	7.3	10.4	9.8	9.2	9.1	
Don't know	37.8	20.9	13.4	6.1	21.0	
Does not apply	0.9	2.6	1.0	0.6	1.3	
N of Valid	233	230	194	163	820	
N of Miss	20	3	10	2	35	

Table 12: Think of where you live most of the time. Which of the following people live there with you? Mother



Response	6	8	10	12	Total	
No	20.2	16.7	19.6	23.6	19.8	
Yes	79.8	83.3	80.4	76.4	80.2	
N of Valid	253	233	204	165	855	
N of Miss	0	0	0	0	0	

Table 13: Think of where you live most of the time. Which of the following people live there with you? Stepmother



Response	6	8	10	12	Total	
No	92.9	90.6	89.2	89.7	90.8	
Yes	7.1	9.4	10.8	10.3	9.2	
N of Valid	253	233	204	165	855	
N of Miss	0	0	0	0	0	

Table 14: Think of where you live most of the time. Which of the following people live there with you? Foster Mother



Response	6	8	10	12	Total	
No	100.0	100.0	99.5	100.0	99.9	
Yes	0.0	0.0	0.5	0.0	0.1	
N of Valid	253	233	204	165	855	
N of Miss	0	0	0	0	0	

Table 15: Think of where you live most of the time. Which of the following people live there with you? Grandmother



Response	6	8	10	12	Total	
No	84.6	88.0	88.2	88.5	87.1	
Yes	15.4	12.0	11.8	11.5	12.9	
N of Valid	253	233	204	165	855	
N of Miss	0	0	0	0	0	

Table 16: Think of where you live most of the time. Which of the following people live there with you? Aunt



Response	6	8	10	12	Total	
No	92.9	94.8	97.1	97.0	95.2	
Yes	7.1	5.2	2.9	3.0	4.8	
N of Valid	253	233	204	165	855	
N of Miss	0	0	0	0	0	

Table 17: Think of where you live most of the time. Which of the following people live there with you? Father



Response	6	8	10	12	Total	
No	37.2	38.2	44.1	46.1	40.8	
Yes	62.8	61.8	55.9	53.9	59.2	
N of Valid	253	233	204	165	855	
N of Miss	0	0	0	0	0	

Table 18: Think of where you live most of the time. Which of the following people live there with you? Stepfather



Response	6	8	10	12	Total	
No	87.4	83.3	81.9	86.1	84.7	
Yes	12.6	16.7	18.1	13.9	15.3	
N of Valid	253	233	204	165	855	
N of Miss	0	0	0	0	0	

Table 19: Think of where you live most of the time. Which of the following people live there with you? Foster Father



Response	6	8	10	12	Total	
No	100.0	100.0	99.5	100.0	99.9	
Yes	0.0	0.0	0.5	0.0	0.1	
N of Valid	253	233	204	165	855	
N of Miss	0	0	0	0	0	

Table 20: Think of where you live most of the time. Which of the following people live there with you? Grandfather



Response	6	8	10	12	Total	
No	88.9	89.7	92.2	92.1	90.5	
Yes	11.1	10.3	7.8	7.9	9.5	
N of Valid	253	233	204	165	855	
N of Miss	0	0	0	0	0	

Table 21: Think of where you live most of the time. Which of the following people live there with you? Uncle



Response	6	8	10	12	Total	
No	94.5	95.3	97.5	99.4	96.4	
Yes	5.5	4.7	2.5	0.6	3.6	
N of Valid	253	233	204	165	855	
N of Miss	0	0	0	0	0	

Table 22: Think of where you live most of the time. Which of the following people live there with you? Other Adults

Response	6	8	10	12	Total	
No	98.0	97.4	98.5	94.5	97.3	
Yes	2.0	2.6	1.5	5.5	2.7	
N of Valid	253	233	204	165	855	
N of Miss	0	0	0	0	0	

Table 23: Think of where you live most of the time. Which of the following people live there with you? Brother(s)

Response	6	8	10	12	Total	
No	51.4	54.5	64.2	70.9	59.1	
Yes	48.6	45.5	35.8	29.1	40.9	
N of Valid	253	233	204	165	855	
N of Miss	0	0	0	0	0	

Table 24: Think of where you live most of the time. Which of the following people live there with you? Stepbrother(s)

Response	6	8	10	12	Total	
No	94.1	92.7	95.6	95.2	94.3	
Yes	5.9	7.3	4.4	4.8	5.7	
N of Valid	253	233	204	165	855	
N of Miss	0	0	0	0	0	

Table 25: Think of where you live most of the time. Which of the following people live there with you? Sister(s)

Response	6	8	10	12	Total	
No	51.0	63.5	64.7	67.3	60.8	
Yes	49.0	36.5	35.3	32.7	39.2	
N of Valid	253	233	204	165	855	
N of Miss	0	0	0	0	0	

Table 26: Think of where you live most of the time. Which of the following people live there with you? Stepsister(s)

Response	6	8	10	12	Total	
No	94.5	93.6	94.6	94.5	94.3	
Yes	5.5	6.4	5.4	5.5	5.7	
N of Valid	253	233	204	165	855	
N of Miss	0	0	0	0	0	

Table 27: Think of where you live most of the time. Which of the following people live there with you? Other Children

Response	6	8	10	12	Total	
No	93.3	94.0	96.1	93.9	94.3	
Yes	6.7	6.0	3.9	6.1	5.7	
N of Valid	253	233	204	165	855	
N of Miss	0	0	0	0	0	

Table 28: In my school, students have lots of chances to help decide things like class activities and rules.

Response	6	8	10	12	Total	
NO!	22.3	16.3	16.0	16.4	17.9	
no	40.8	42.1	42.5	37.0	40.8	
yes	29.8	36.5	37.0	37.0	34.8	
YES!	7.1	5.2	4.5	9.7	6.5	
N of Valid	238	233	200	165	836	
N of Miss	15	0	4	0	19	

Table 29: Teachers ask me to work on special classroom projects.

Response	6	8	10	12	Total	
NO!	11.7	8.6	8.5	4.8	8.8	
no	30.4	40.1	49.8	46.7	40.8	
yes	49.4	44.0	37.8	41.2	43.6	
YES!	8.5	7.3	4.0	7.3	6.9	
N of Valid	247	232	201	165	845	
N of Miss	6	1	3	0	10	

Table 30: My teacher(s) notices when I am doing a good job and lets me know about it.

Response	6	8	10	12	Total
NO!	6.5	6.9	10.6	4.2	7.1
no	20.2	25.0	25.6	24.2	23.6
yes	45.3	50.9	54.3	60.6	52.0
YES!	27.9	17.2	9.5	10.9	17.3
N of Valid	247	232	199	165	843
N of Miss	6	1	5	0	12

Table 31: There are lots of chances for students in my school to get involved in sports, clubs, and other school activities outside of class.

Response	6	8	10	12	Total
NO!	2.0	5.2	3.0	1.2	3.0
no	8.2	9.9	6.0	6.1	7.7
yes	37.6	37.5	46.7	46.1	41.4
YES!	52.2	47.4	44.2	46.7	47.9
N of Valid	245	232	199	165	841
N of Miss	8	1	5	0	14

Table 32: There are lots of chances for students in my school to talk with a teacher one-on-one.

Response	6	8	10	12	Total
NO!	4.1	7.7	6.5	1.8	5.2
no	15.6	21.5	30.0	14.5	20.4
yes	44.3	46.8	53.0	57.6	49.6
YES!	36.1	24.0	10.5	26.1	24.7
N of Valid	244	233	200	165	842
N of Miss	9	0	4	0	13

Table 33: I feel safe at my school.





Response	6	8	10	12	Total	
NO!	9.3	8.4	9.1	3.7	7.9	
no	14.6	12.9	19.8	15.9	15.6	
yes	38.2	53.3	57.4	62.2	51.6	
YES!	37.8	25.3	13.7	18.3	24.9	
N of Valid	246	225	197	164	832	
N of Miss	7	8	7	1	23	

Table 34: The school lets my parents know when I have done something well.





Response	6	8	10	12	Total	
NO!	12.3	20.1	23.5	15.2	17.7	
no	31.3	44.1	41.5	53.3	41.6	
yes	35.0	28.8	28.5	25.5	29.9	
YES!	21.4	7.0	6.5	6.1	10.9	
N of Valid	243	229	200	165	837	
N of Miss	10	4	4	0	18	

Table 35: My teachers praise me when I work hard in school.





Response	6	8	10	12	Total	
NO!	16.9	16.5	18.1	13.4	16.4	
no	34.3	43.0	46.7	41.5	41.1	
yes	39.4	31.3	30.2	37.2	34.5	
YES!	9.3	9.1	5.0	7.9	8.0	
N of Valid	236	230	199	164	829	
N of Miss	17	3	5	1	26	

Table 36: Are your school grades better than the grades of most students in your class?

Response	6	8	10	12	Total
NO!	9.3	4.8	6.0	4.2	6.3
no	22.5	34.1	28.6	22.4	27.1
yes	47.0	46.7	50.3	55.8	49.5
YES!	21.2	14.4	15.1	17.6	17.1
N of Valid	236	229	199	165	829
N of Miss	17	4	5	0	26

Table 37: I have lots of chances to be part of class discussions or activities.

Response	6	8	10	12	Total
NO!	4.6	5.2	5.0	1.2	4.2
no	17.3	15.5	13.5	14.0	15.2
yes	49.4	54.7	64.5	64.6	57.5
YES!	28.7	24.6	17.0	20.1	23.0
N of Valid	237	232	200	164	833
N of Miss	16	1	4	1	22

Table 38: Now thinking back over the past year in school, how often did you: enjoy being in school?

Response	6	8	10	12	Total
Never	10.9	12.9	16.3	16.4	13.8
Seldom	12.1	16.8	22.8	23.6	18.2
Sometimes	37.5	36.6	35.6	38.2	37.0
Often	23.8	23.3	21.8	19.4	22.3
Almost always	15.7	10.3	3.5	2.4	8.7
N of Valid	248	232	202	165	847
N of Miss	5	1	2	0	8

Table 39: Now thinking back over the past year in school, how often did you: hate being in school?






Response	6	8	10	12	Total	
Never	10.6	7.0	1.5	1.8	5.7	
Seldom	33.7	27.4	18.4	15.2	24.7	
Sometimes	29.7	32.2	35.8	33.3	32.5	
Often	10.2	17.0	25.9	31.5	20.0	
Almost always	15.9	16.5	18.4	18.2	17.1	
N of Valid	246	230	201	165	842	
N of Miss	7	3	3	0	13	

Table 40: Now thinking back over the past year in school, how often did you: try to do your best work in school?






Response	6	8	10	12	Total	
Never	0.4	1.7	0.5	0.6	0.8	
Seldom	1.2	1.7	4.0	2.4	2.3	
Sometimes	6.9	7.9	12.1	20.1	11.0	
Often	18.4	34.1	35.2	38.4	30.6	
Almost always	73.1	54.6	48.2	38.4	55.3	
N of Valid	245	229	199	164	837	
N of Miss	8	4	5	1	18	

Table 41: How often do you feel that the school work you are assigned is meaningful and important?






Response	6	8	10	12	Total	
Never	6.9	7.0	10.9	6.1	7.7	
Seldom	11.4	20.4	29.7	32.1	22.3	
Sometimes	23.7	25.2	37.1	38.8	30.3	
Often	28.6	33.9	18.8	17.6	25.5	
Almost always	29.4	13.5	3.5	5.5	14.1	
N of Valid	245	230	202	165	842	
N of Miss	8	3	2	0	13	

Table 42: Putting them all together, what were your grades like last year?






Response	6	8	10	12	Total	
Mostly F's	2.4	1.8	1.5	0.6	1.7	
Mostly D's	1.4	2.7	5.1	2.5	2.9	
Mostly C's	9.1	15.0	15.4	19.9	14.5	
Mostly B's	31.1	39.5	40.5	39.1	37.5	
Mostly A's	56.0	40.9	37.4	37.9	43.4	
N of Valid	209	220	195	161	785	
N of Miss	44	13	9	4	70	

Table 43: How important do you think the things you are learning in school are going to be for your later life?






Response	6	8	10	12	Total	
Very important	48.8	25.1	10.0	8.6	25.1	
Quite important	25.0	28.1	16.9	16.0	22.2	
Fairly important	17.2	26.0	37.3	39.3	28.7	
Slightly important	7.8	14.7	25.9	29.4	18.2	
Not at all important	1.2	6.1	10.0	6.7	5.7	
N of Valid	244	231	201	163	839	
N of Miss	9	2	3	2	16	

Table 44: Do your parents care about your skipping or cutting school?



Response	6	8	10	12	Total	
Yes	95.1	95.3	93.9	95.1	94.9	
No	4.9	4.7	6.1	4.9	5.1	
N of Valid	243	232	198	162	835	
N of Miss	10	1	6	3	20	

Table 45: During the LAST FOUR WEEKS how many whole days of school have you missed because you skipped or 'cut'?








Response	6	8	10	12	Total	
None	69.0	77.2	77.6	65.9	72.7	
1	15.9	7.8	9.5	12.2	11.4	
2	6.1	4.3	6.0	11.0	6.5	
3	4.5	4.7	4.5	7.9	5.2	
4-5	2.0	3.9	1.5	2.4	2.5	
6-10	2.0	1.3	0.5	0.6	1.2	
11 or more	0.4	0.9	0.5	0.0	0.5	
N of Valid	245	232	201	164	842	
N of Miss	8	1	3	1	13	

Table 46: What are the chances you would be seen as cool if you: smoked cigarettes?






Response	6	8	10	12	Total	
No or very little chance	88.9	80.3	69.7	67.1	77.6	
Little chance	5.5	9.0	14.9	18.9	11.4	
Some chance	3.4	4.7	10.4	5.5	5.9	
Pretty good chance	0.9	5.2	3.5	3.0	3.1	
Very good chance	1.3	0.9	1.5	5.5	2.0	
N of Valid	235	233	201	164	833	
N of Miss	18	0	3	1	22	

Table 47: What are the chances you would be seen as cool if you: worked hard at school?






Response	6	8	10	12	Total	
No or very little chance	8.8	10.9	14.4	12.3	11.4	
Little chance	8.8	7.9	23.4	20.2	14.3	
Some chance	16.4	26.6	28.4	30.7	24.9	
Pretty good chance	27.7	27.9	17.9	25.8	25.0	
Very good chance	38.2	26.6	15.9	11.0	24.3	
N of Valid	238	229	201	163	831	
N of Miss	15	4	3	2	24	

Table 48: What are the chances you would be seen as cool if you: began drinking alcoholic beverages regularly, that is, at least once or twice a month?






Response	6	8	10	12	Total	
No or very little chance	86.9	70.1	49.3	39.8	63.9	
Little chance	7.6	13.9	16.4	14.9	12.9	
Some chance	3.0	9.1	16.9	20.5	11.5	
Pretty good chance	1.3	5.2	13.4	18.0	8.6	
Very good chance	1.3	1.7	4.0	6.8	3.1	
N of Valid	236	231	201	161	829	
N of Miss	17	2	3	4	26	

Table 49: What are the chances you would be seen as cool if you: defended someone who was being bullied?






Response	6	8	10	12	Total	
No or very little chance	13.9	7.8	12.4	11.7	11.4	
Little chance	7.1	8.7	15.9	15.4	11.3	
Some chance	17.2	22.5	25.9	29.0	23.1	
Pretty good chance	18.1	29.0	24.4	32.1	25.4	
Very good chance	43.7	32.0	21.4	11.7	28.8	
N of Valid	238	231	201	162	832	
N of Miss	15	2	3	3	23	

Table 50: What are the chances you would be seen as cool if you: smoked marijuana?






Response	6	8	10	12	Total	
No or very little chance	86.1	73.6	46.7	43.6	64.9	
Little chance	4.6	6.9	12.1	14.1	8.9	
Some chance	6.3	6.1	11.6	11.0	8.4	
Pretty good chance	0.8	8.7	15.1	16.0	9.4	
Very good chance	2.1	4.8	14.6	15.3	8.4	
N of Valid	238	231	199	163	831	
N of Miss	15	2	5	2	24	

Table 51: What are the chances you would be seen as cool if you: carried a handgun?






Response	6	8	10	12	Total	
No or very little chance	76.1	74.7	64.2	63.6	70.4	
Little chance	8.8	7.9	15.9	16.0	11.7	
Some chance	7.6	7.4	9.5	8.0	8.1	
Pretty good chance	3.8	6.1	7.0	8.0	6.0	
Very good chance	3.8	3.9	3.5	4.3	3.9	
N of Valid	238	229	201	162	830	
N of Miss	15	4	3	3	25	

Table 52: What are the chances you would be seen as cool if you: used e-cigarettes, e-cigars or e-hookahs?






Response	6	8	10	12	Total	
No or very little chance	87.8	76.6	60.8	55.9	72.0	
Little chance	4.6	9.1	11.6	9.3	8.5	
Some chance	4.6	8.2	13.6	16.8	10.1	
Pretty good chance	1.3	3.5	9.5	8.7	5.3	
Very good chance	1.7	2.6	4.5	9.3	4.1	
N of Valid	237	231	199	161	828	
N of Miss	16	2	5	4	27	

Table 53: What are the chances you would be seen as cool if you: bullied someone or cyber bullied someone?






Response	6	8	10	12	Total	
No or very little chance	78.8	75.8	68.5	69.8	73.7	
Little chance	12.1	15.2	16.0	16.0	14.6	
Some chance	4.6	3.9	9.5	7.4	6.1	
Pretty good chance	1.7	4.3	3.5	3.7	3.2	
Very good chance	2.9	0.9	2.5	3.1	2.3	
N of Valid	240	231	200	162	833	
N of Miss	13	2	4	3	22	

Table 54: Think of your four best friends (the friends you feel closest to). In the past year (12 months), how many of your best friends have: participated in clubs, organizations or activities at school?






Response	6	8	10	12	Total	
0	15.7	10.1	9.5	8.0	11.2	
1	14.0	6.6	9.0	8.6	9.7	
2	17.0	15.8	12.6	21.0	16.4	
3	16.6	14.5	16.1	13.6	15.3	
4	36.6	53.1	52.8	48.8	47.5	
N of Valid	235	228	199	162	824	
N of Miss	18	5	5	3	31	

Table 55: Think of your four best friends (the friends you feel closest to). In the past year (12 months), how many of your best friends have: smoked cigarettes?






Response	6	8	10	12	Total	
0	91.5	78.7	62.5	49.4	72.7	
1	5.9	13.9	18.5	25.9	15.1	
2	0.8	3.9	9.0	12.3	5.9	
3	0.4	1.3	4.5	4.3	2.4	
4	1.3	2.2	5.5	8.0	3.9	
N of Valid	236	230	200	162	828	
N of Miss	17	3	4	3	27	

Table 56: Think of your four best friends (the friends you feel closest to). In the past year (12 months), how many of your best friends have: tried beer, wine or hard liquor (for example, vodka, whiskey, or gin) when their parents didn't know about it?






Response	6	8	10	12	Total	
0	85.4	64.3	35.2	25.8	55.8	
1	7.5	16.5	23.1	10.4	14.3	
2	2.9	10.9	13.6	20.9	11.2	
3	1.7	2.6	8.5	12.9	5.8	
4	2.5	5.7	19.6	30.1	12.9	
N of Valid	239	230	199	163	831	
N of Miss	14	3	5	2	24	

Table 57: Think of your four best friends (the friends you feel closest to). In the past year (12 months), how many of your best friends have: used e-cigarettes, e-cigars, or e-hookahs?


Response	6	8	10	12	Total	
0	94.9	81.3	63.0	55.6	75.7	
1	3.0	8.3	14.5	11.1	8.8	
2	1.3	6.5	8.5	15.4	7.3	
3	0.0	0.4	5.0	6.8	2.7	
4	0.9	3.5	9.0	11.1	5.6	
N of Valid	235	230	200	162	827	
N of Miss	18	3	4	3	28	

Table 58: Think of your four best friends (the friends you feel closest to). In the past year (12 months), how many of your best friends have: used marijuana?


Response	6	8	10	12	Total	
0	94.0	78.3	53.3	45.4	70.2	
1	2.6	15.9	19.6	16.6	13.2	
2	1.3	3.1	8.0	16.6	6.5	
3	1.3	0.9	5.0	9.8	3.8	
4	0.9	1.8	14.1	11.7	6.5	
N of Valid	233	226	199	163	821	
N of Miss	20	7	5	2	34	

Table 59: Think of your four best friends (the friends you feel closest to). In the past year (12 months), how many of your best friends have: used prescription drugs or non-prescription drugs for the purpose of getting high?


Response	6	8	10	12	Total	
0	96.2	90.4	74.0	71.0	84.3	
1	3.0	4.4	12.5	15.4	8.1	
2	0.9	3.5	5.5	6.2	3.8	
3	0.0	0.4	2.5	3.7	1.5	
4	0.0	1.3	5.5	3.7	2.4	
N of Valid	235	229	200	162	826	
N of Miss	18	4	4	3	29	

Table 60: Think of your four best friends (the friends you feel closest to). In the past year (12 months), how many of your best friends have: used synthetic marijuana (K2, spice) or bath salts?






Response	6	8	10	12	Total	
0	97.8	96.1	88.9	90.8	93.8	
1	1.3	2.6	6.0	3.7	3.3	
2	0.4	0.0	1.0	3.1	1.0	
3	0.4	0.4	2.0	1.8	1.1	
4	0.0	0.9	2.0	0.6	0.9	
N of Valid	231	230	199	163	823	
N of Miss	22	3	5	2	32	

Table 61: Think of your four best friends (the friends you feel closest to). In the past year (12 months), how many of your best friends have: used LSD, cocaine, amphetamines, or other illegal drugs?






Response	6	8	10	12	Total	
0	96.1	94.3	91.4	89.6	93.2	
1	3.0	2.6	5.1	3.7	3.5	
2	0.4	1.7	1.0	4.3	1.7	
3	0.0	0.4	1.0	1.2	0.6	
4	0.4	0.9	1.5	1.2	1.0	
N of Valid	233	229	198	163	823	
N of Miss	20	4	6	2	32	

Table 62: Think of your four best friends (the friends you feel closest to). In the past year (12 months), how many of your best friends have: been bullied?






Response	6	8	10	12	Total	
0	28.4	32.2	47.7	61.7	40.6	
1	24.2	23.8	18.3	14.2	20.7	
2	13.6	23.3	11.7	10.5	15.2	
3	11.9	5.3	8.1	3.1	7.4	
4	22.0	15.4	14.2	10.5	16.1	
N of Valid	236	227	197	162	822	
N of Miss	17	6	7	3	33	

Table 63: Think of your four best friends (the friends you feel closest to). In the past year (12 months), how many of your best friends have: been suspended from school?






Response	6	8	10	12	Total	
0	71.1	59.2	67.2	75.2	67.6	
1	19.6	22.8	20.2	14.3	19.6	
2	3.0	8.8	7.6	4.3	6.0	
3	2.6	4.8	2.0	3.1	3.2	
4	3.8	4.4	3.0	3.1	3.6	
N of Valid	235	228	198	161	822	
N of Miss	18	5	6	4	33	

Table 64: Think of your four best friends (the friends you feel closest to). In the past year (12 months), how many of your best friends have: carried a handgun?






Response	6	8	10	12	Total	
0	93.7	90.3	88.4	87.7	90.3	
1	2.5	5.7	5.0	4.3	4.4	
2	2.1	2.2	1.0	4.9	2.4	
3	0.4	0.9	1.0	2.5	1.1	
4	1.3	0.9	4.5	0.6	1.8	
N of Valid	237	227	199	163	826	
N of Miss	16	6	5	2	29	

Table 65: Think of your four best friends (the friends you feel closest to). In the past year (12 months), how many of your best friends have: sold illegal drugs?






Response	6	8	10	12	Total	
0	97.8	93.5	81.8	84.0	90.0	
1	1.7	3.9	9.1	8.6	5.5	
2	0.4	0.4	3.0	4.3	1.8	
3	0.0	0.4	2.5	0.6	0.9	
4	0.0	1.7	3.5	2.5	1.8	
N of Valid	229	230	198	163	820	
N of Miss	24	3	6	2	35	

Table 66: Think of your four best friends (the friends you feel closest to). In the past year (12 months), how many of your best friends have: regularly attended religious services?






Response	6	8	10	12	Total	
0	39.4	19.6	22.2	17.3	25.2	
1	7.1	13.5	17.2	17.3	13.4	
2	14.6	11.7	17.2	24.1	16.3	
3	7.5	20.0	15.2	22.8	15.9	
4	31.4	35.2	28.3	18.5	29.2	
N of Valid	226	230	198	162	816	
N of Miss	27	3	6	3	39	

Table 67: Think of your four best friends (the friends you feel closest to). In the past year (12 months), how many of your best friends have: stolen or tried to steal a motor vehicle such as a car or motorcycle?






Response	6	8	10	12	Total	
0	96.6	95.7	91.0	93.9	94.5	
1	1.7	3.5	6.5	2.5	3.5	
2	1.7	0.4	1.0	1.2	1.1	
3	0.0	0.0	1.0	1.2	0.5	
4	0.0	0.4	0.5	1.2	0.5	
N of Valid	237	230	200	163	830	
N of Miss	16	3	4	2	25	

Table 68: Think of your four best friends (the friends you feel closest to). In the past year (12 months), how many of your best friends have: been arrested?






Response	6	8	10	12	Total	
0	94.9	87.4	87.0	87.1	89.4	
1	4.2	7.4	8.0	6.7	6.5	
2	0.4	3.9	2.5	4.9	2.8	
3	0.0	0.9	1.0	0.6	0.6	
4	0.4	0.4	1.5	0.6	0.7	
N of Valid	236	230	200	163	829	
N of Miss	17	3	4	2	26	

Table 69: Think of your four best friends (the friends you feel closest to). In the past year (12 months), how many of your best friends have: dropped out of school?






Response	6	8	10	12	Total	
0	94.5	94.3	88.9	84.7	91.2	
1	3.8	3.5	8.1	11.7	6.3	
2	0.4	1.3	2.5	2.5	1.6	
3	0.4	0.9	0.0	0.6	0.5	
4	0.8	0.0	0.5	0.6	0.5	
N of Valid	237	229	198	163	827	
N of Miss	16	4	6	2	28	

Table 70: Think of your four best friends (the friends you feel closest to). In the past year (12 months), how many of your best friends have: been members of a gang?






Response	6	8	10	12	Total	
0	91.5	87.0	79.9	87.7	86.7	
1	4.7	6.5	8.0	4.9	6.0	
2	0.9	1.3	2.0	2.5	1.6	
3	0.9	1.7	1.5	0.6	1.2	
4	2.1	3.5	8.5	4.3	4.5	
N of Valid	235	230	199	163	827	
N of Miss	18	3	5	2	28	

Table 71: How old were you when you first: smoked marijuana?










Response	6	8	10	12	Total	
Never	97.4	92.6	71.4	58.9	82.2	
10 or younger	0.9	1.7	2.0	3.1	1.8	
11	1.3	2.2	3.0	1.8	2.1	
12	0.4	1.3	3.5	2.5	1.8	
13	0.0	2.2	5.5	4.3	2.8	
14	0.0	0.0	5.5	9.8	3.3	
15	0.0	0.0	8.0	6.7	3.3	
16	0.0	0.0	1.0	7.4	1.7	
17 or older	0.0	0.0	0.0	5.5	1.1	
N of Valid	235	229	199	163	826	
N of Miss	18	4	5	2	29	

Table 72: How old were you when you first: smoked a cigarette, even just a puff?


Response	6	8	10	12	Total	
Never	95.3	83.3	66.7	60.1	78.1	
10 or younger	1.7	8.8	12.1	6.1	7.1	
11	2.6	2.2	1.5	4.9	2.7	
12	0.4	2.2	3.5	1.2	1.8	
13	0.0	2.2	3.5	4.3	2.3	
14	0.0	1.3	4.5	5.5	2.6	
15	0.0	0.0	6.1	10.4	3.5	
16	0.0	0.0	1.5	5.5	1.5	
17 or older	0.0	0.0	0.5	1.8	0.5	
N of Valid	234	227	198	163	822	
N of Miss	19	6	6	2	33	

Table 73: How old were you when you first: had more than a sip or two of beer, wine or hard liquor (for example, vodka, whiskey, or gin)?

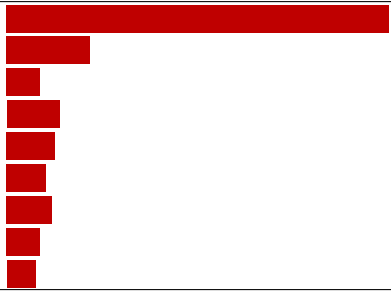
Response	6	8	10	12	Total	
Never	83.7	71.5	44.2	31.5	60.7	
10 or younger	9.2	7.9	17.3	11.1	11.1	
11	4.2	2.2	3.0	1.9	2.9	
12	2.9	8.3	8.6	4.9	6.2	
13	0.0	9.2	5.6	7.4	5.3	
14	0.0	0.4	8.6	8.6	3.9	
15	0.0	0.4	10.7	11.1	4.8	
16	0.0	0.0	2.0	12.3	2.9	
17 or older	0.0	0.0	0.0	11.1	2.2	
N of Valid	239	228	197	162	826	
N of Miss	14	5	7	3	29	

Table 74: How old were you when you first: began drinking alcoholic beverages regularly, that is, at least once or twice a month?










Response	6	8	10	12	Total	
Never	100.0	96.9	78.3	66.7	87.4	
10 or younger	0.0	0.4	2.0	1.2	0.8	
11	0.0	0.4	1.5	0.0	0.5	
12	0.0	1.3	2.5	0.6	1.1	
13	0.0	0.9	1.5	1.9	1.0	
14	0.0	0.0	2.5	3.1	1.2	
15	0.0	0.0	10.6	4.9	3.5	
16	0.0	0.0	1.0	11.7	2.5	
17 or older	0.0	0.0	0.0	9.9	1.9	
N of Valid	237	229	198	162	826	
N of Miss	16	4	6	3	29	

Table 75: How old were you when you first: used Daztrex?


Response	6	8	10	12	Total	
Never	100.0	100.0	100.0	100.0	100.0	
10 or younger	0.0	0.0	0.0	0.0	0.0	
11	0.0	0.0	0.0	0.0	0.0	
12	0.0	0.0	0.0	0.0	0.0	
13	0.0	0.0	0.0	0.0	0.0	
14	0.0	0.0	0.0	0.0	0.0	
15	0.0	0.0	0.0	0.0	0.0	
16	0.0	0.0	0.0	0.0	0.0	
17 or older	0.0	0.0	0.0	0.0	0.0	
N of Valid	224	229	198	162	813	
N of Miss	29	4	6	3	42	

Table 76: How old were you when you first: got suspended from school?










Response	6	8	10	12	Total	
Never	91.5	82.9	76.1	76.7	82.5	
10 or younger	3.8	7.9	9.1	3.1	6.1	
11	3.4	0.9	2.0	1.8	2.1	
12	1.3	4.4	5.1	3.7	3.5	
13	0.0	2.2	4.1	4.9	2.5	
14	0.0	1.8	2.5	4.3	1.9	
15	0.0	0.0	0.5	3.1	0.7	
16	0.0	0.0	0.5	1.8	0.5	
17 or older	0.0	0.0	0.0	0.6	0.1	
N of Valid	236	228	197	163	824	
N of Miss	17	5	7	2	31	

Table 77: How old were you when you first: got arrested?










Response	6	8	10	12	Total	
Never	96.7	97.4	95.0	94.5	96.0	
10 or younger	1.7	0.0	0.0	0.0	0.5	
11	0.8	0.0	0.5	0.6	0.5	
12	0.8	1.7	0.5	0.6	1.0	
13	0.0	0.0	1.0	0.6	0.4	
14	0.0	0.9	1.0	0.0	0.5	
15	0.0	0.0	2.0	0.0	0.5	
16	0.0	0.0	0.0	1.8	0.4	
17 or older	0.0	0.0	0.0	1.8	0.4	
N of Valid	239	229	199	163	830	
N of Miss	14	4	5	2	25	

Table 78: How old were you when you first: carried a handgun?


Response	6	8	10	12	Total	
Never	92.3	93.9	93.5	90.1	92.6	
10 or younger	4.7	2.6	2.5	2.5	3.2	
11	2.1	1.3	0.5	1.2	1.3	
12	0.9	0.9	0.0	1.9	0.8	
13	0.0	1.3	1.5	0.0	0.7	
14	0.0	0.0	0.0	0.6	0.1	
15	0.0	0.0	1.0	1.2	0.5	
16	0.0	0.0	1.0	0.6	0.4	
17 or older	0.0	0.0	0.0	1.9	0.4	
N of Valid	234	230	199	161	824	
N of Miss	19	3	5	4	31	

Table 79: How old were you when you first: used e-cigarettes, e-cigars, or e-hookahs?


Response	6	8	10	12	Total	
Never	98.3	90.0	73.9	71.0	84.7	
10 or younger	0.4	1.7	0.5	0.0	0.7	
11	0.9	2.2	3.0	0.0	1.6	
12	0.4	3.5	2.0	0.0	1.6	
13	0.0	1.3	5.5	1.9	2.1	
14	0.0	1.3	5.5	4.3	2.5	
15	0.0	0.0	7.5	8.0	3.4	
16	0.0	0.0	2.0	10.5	2.5	
17 or older	0.0	0.0	0.0	4.3	0.8	
N of Valid	235	230	199	162	826	
N of Miss	18	3	5	3	29	

Table 80: How old were you when you first: belonged to a gang?










Response	6	8	10	12	Total	
Never	95.8	95.2	92.5	92.6	94.2	
10 or younger	1.2	0.4	2.0	0.6	1.1	
11	2.5	0.9	0.0	0.0	1.0	
12	0.4	0.0	1.0	1.2	0.6	
13	0.0	2.2	3.0	1.2	1.6	
14	0.0	1.3	0.5	0.6	0.6	
15	0.0	0.0	1.0	0.0	0.2	
16	0.0	0.0	0.0	1.2	0.2	
17 or older	0.0	0.0	0.0	2.5	0.5	
N of Valid	240	230	199	163	832	
N of Miss	13	3	5	2	23	

Table 81: How old were you when you first: used prescription drugs not prescribed to you?










Response	6	8	10	12	Total	
Never	98.3	92.5	89.4	82.2	91.4	
10 or younger	0.8	3.1	2.0	1.2	1.8	
11	0.4	0.4	0.5	0.6	0.5	
12	0.4	1.8	2.0	1.8	1.5	
13	0.0	2.2	1.0	1.8	1.2	
14	0.0	0.0	2.5	2.5	1.1	
15	0.0	0.0	2.0	3.7	1.2	
16	0.0	0.0	0.5	4.3	1.0	
17 or older	0.0	0.0	0.0	1.8	0.4	
N of Valid	237	227	199	163	826	
N of Miss	16	6	5	2	29	

Table 82: How wrong do you think it is for someone your age to: take a handgun to school?





Response	6	8	10	12	Total	
Very wrong	88.9	85.3	80.6	84.7	85.1	
Wrong	7.4	10.3	13.9	14.1	11.1	
A little bit wrong	3.3	3.0	4.0	1.2	3.0	
Not at all wrong	0.4	1.3	1.5	0.0	0.8	
N of Valid	244	232	201	163	840	
N of Miss	9	1	3	2	15	

Table 83: How wrong do you think it is for someone your age to: steal anything?





Response	6	8	10	12	Total	
Very wrong	77.4	64.1	59.7	60.1	66.1	
Wrong	15.2	31.2	29.4	31.3	26.1	
A little bit wrong	5.8	3.9	8.5	8.0	6.3	
Not at all wrong	1.6	0.9	2.5	0.6	1.4	
N of Valid	243	231	201	163	838	
N of Miss	10	2	3	2	17	

Table 84: How wrong do you think it is for someone your age to: pick a fight with someone?





Response	6	8	10	12	Total	
Very wrong	59.5	40.2	39.2	41.9	45.9	
Wrong	25.2	32.3	30.2	34.4	30.1	
A little bit wrong	12.8	22.3	19.6	20.6	18.6	
Not at all wrong	2.5	5.2	11.1	3.1	5.4	
N of Valid	242	229	199	160	830	
N of Miss	11	4	5	5	25	

Table 85: How wrong do you think it is for someone your age to: attack someone with the idea of seriously hurting them?





Response	6	8	10	12	Total	
Very wrong	88.4	76.2	63.7	66.0	74.7	
Wrong	8.7	16.5	21.4	23.5	16.8	
A little bit wrong	2.5	5.2	11.4	8.0	6.5	
Not at all wrong	0.4	2.2	3.5	2.5	2.0	
N of Valid	241	231	201	162	835	
N of Miss	12	2	3	3	20	

Table 86: How wrong do you think it is for someone your age to: stay away from school all day when their parents think they are at school?





Response	6	8	10	12	Total	
Very wrong	84.6	62.2	49.5	47.9	62.8	
Wrong	13.8	30.4	33.5	27.6	25.8	
A little bit wrong	0.8	4.8	12.5	23.3	9.1	
Not at all wrong	0.8	2.6	4.5	1.2	2.3	
N of Valid	240	230	200	163	833	
N of Miss	13	3	4	2	22	

Table 87: How wrong do you think it is for someone your age to: drink beer, wine or hard liquor (for example, vodka, whiskey, or gin) regularly?





Response	6	8	10	12	Total	
Very wrong	88.8	67.8	41.5	38.9	61.9	
Wrong	7.5	23.9	26.5	25.3	20.0	
A little bit wrong	2.9	6.5	21.5	27.2	13.1	
Not at all wrong	0.8	1.7	10.5	8.6	4.9	
N of Valid	241	230	200	162	833	
N of Miss	12	3	4	3	22	

Table 88: How wrong do you think it is for someone your age to: smoke cigarettes?





Response	6	8	10	12	Total	
Very wrong	88.0	75.8	57.2	48.8	69.6	
Wrong	9.5	18.2	22.9	26.5	18.4	
A little bit wrong	1.7	5.2	14.9	19.1	9.2	
Not at all wrong	0.8	0.9	5.0	5.6	2.8	
N of Valid	241	231	201	162	835	
N of Miss	12	2	3	3	20	

Table 89: How wrong do you think it is for someone your age to: smoke marijuana?





Response	6	8	10	12	Total	
Very wrong	92.4	78.3	52.0	46.0	69.6	
Wrong	3.4	10.4	18.0	23.9	12.9	
A little bit wrong	2.5	7.0	12.0	16.0	8.7	
Not at all wrong	1.7	4.3	18.0	14.1	8.8	
N of Valid	236	230	200	163	829	
N of Miss	17	3	4	2	26	

Table 90: How wrong do you think it is for someone your age to: use prescription drugs or non-prescription drugs for the purpose of getting high?





Response	6	8	10	12	Total	
Very wrong	93.7	87.4	72.9	72.2	82.8	
Wrong	4.6	10.0	17.6	19.1	12.0	
A little bit wrong	1.3	1.7	6.0	6.2	3.5	
Not at all wrong	0.4	0.9	3.5	2.5	1.7	
N of Valid	239	231	199	162	831	
N of Miss	14	2	5	3	24	

Table 91: How wrong do you think it is for someone your age to: use synthetic marijuana (K2, spice) or bath salts?





Response	6	8	10	12	Total	
Very wrong	94.1	86.5	81.5	86.4	87.5	
Wrong	3.8	10.9	13.5	10.5	9.4	
A little bit wrong	1.7	1.7	3.5	3.1	2.4	
Not at all wrong	0.4	0.9	1.5	0.0	0.7	
N of Valid	238	230	200	162	830	
N of Miss	15	3	4	3	25	

Table 92: How wrong do you think it is for someone your age to: use LSD, cocaine, amphetamines or another illegal drug?





Response	6	8	10	12	Total	
Very wrong	96.6	90.0	86.4	87.7	90.6	
Wrong	2.9	8.3	8.6	8.6	6.9	
A little bit wrong	0.4	1.3	3.0	3.7	1.9	
Not at all wrong	0.0	0.4	2.0	0.0	0.6	
N of Valid	238	229	198	162	827	
N of Miss	15	4	6	3	28	

Table 93: How wrong do you think it is for someone your age to: use e-cigarettes, e-cigars or e-hookahs?





Response	6	8	10	12	Total	
Very wrong	90.0	76.2	52.2	50.0	69.2	
Wrong	5.9	14.1	18.4	14.2	12.8	
A little bit wrong	3.3	7.0	15.9	18.5	10.4	
Not at all wrong	0.8	2.6	13.4	17.3	7.6	
N of Valid	239	227	201	162	829	
N of Miss	14	6	3	3	26	

Table 94: At school during the past 12 months, did you receive help from the resource teacher, speech therapist or other special education teacher?



Response	6	8	10	12	Total	
No	81.1	83.0	90.7	89.9	85.8	
Yes	18.9	17.0	9.3	10.1	14.2	
N of Valid	206	200	183	148	737	
N of Miss	47	33	21	17	118	

Table 95: How many times in the past year (12 months) have you: been suspended from school?








Response	6	8	10	12	Total	
Never	90.8	92.2	92.5	93.2	92.1	
1 to 2 times	6.7	6.1	6.0	4.9	6.0	
3 to 5 times	1.3	1.3	1.0	0.6	1.1	
6 to 9 times	0.8	0.4	0.0	0.0	0.4	
10 to 19 times	0.0	0.0	0.0	0.6	0.1	
20 to 29 times	0.4	0.0	0.5	0.0	0.2	
30 to 39 times	0.0	0.0	0.0	0.0	0.0	
40+ times	0.0	0.0	0.0	0.6	0.1	
N of Valid	239	230	201	162	832	
N of Miss	14	3	3	3	23	

Table 96: How many times in the past year (12 months) have you: carried a handgun?








Response	6	8	10	12	Total	
Never	92.4	93.4	93.0	87.6	91.9	
1 to 2 times	4.2	3.1	4.0	3.1	3.6	
3 to 5 times	1.3	2.6	0.5	3.7	1.9	
6 to 9 times	1.7	0.0	1.0	1.9	1.1	
10 to 19 times	0.4	0.4	1.0	0.0	0.5	
20 to 29 times	0.0	0.0	0.5	0.0	0.1	
30 to 39 times	0.0	0.0	0.0	0.0	0.0	
40+ times	0.0	0.4	0.0	3.7	0.8	
N of Valid	237	229	201	161	828	
N of Miss	16	4	3	4	27	

Table 97: How many times in the past year (12 months) have you: sold illegal drugs?







Response	6	8	10	12	Total	
Never	100.0	98.7	94.5	91.9	96.7	
1 to 2 times	0.0	0.4	4.0	3.8	1.8	
3 to 5 times	0.0	0.4	0.5	1.2	0.5	
6 to 9 times	0.0	0.4	0.5	0.0	0.2	
10 to 19 times	0.0	0.0	0.0	1.9	0.4	
20 to 29 times	0.0	0.0	0.0	0.0	0.0	
30 to 39 times	0.0	0.0	0.0	0.0	0.0	
40+ times	0.0	0.0	0.5	1.2	0.4	
N of Valid	236	230	199	160	825	
N of Miss	17	3	5	5	30	

Table 98: How many times in the past year (12 months) have you: stolen or tried to steal a motor vehicle such as a car or motorcycle?





Response	6	8	10	12	Total	
Never	99.2	99.1	98.0	99.4	98.9	
1 to 2 times	0.4	0.4	2.0	0.6	0.8	
3 to 5 times	0.0	0.4	0.0	0.0	0.1	
6 to 9 times	0.0	0.0	0.0	0.0	0.0	
10 to 19 times	0.4	0.0	0.0	0.0	0.1	
20 to 29 times	0.0	0.0	0.0	0.0	0.0	
30 to 39 times	0.0	0.0	0.0	0.0	0.0	
40+ times	0.0	0.0	0.0	0.0	0.0	
N of Valid	236	230	199	160	825	
N of Miss	17	3	5	5	30	

Table 99: How many times in the past year (12 months) have you: participated in clubs, organizations or activities at school?









Response	6	8	10	12	Total	
Never	40.2	28.7	29.5	27.0	31.9	
1 to 2 times	24.9	16.1	10.0	8.2	15.7	
3 to 5 times	13.7	15.7	14.0	11.3	13.9	
6 to 9 times	6.6	10.0	8.5	11.9	9.0	
10 to 19 times	4.1	5.7	5.5	8.2	5.7	
20 to 29 times	2.5	3.5	6.5	5.7	4.3	
30 to 39 times	1.7	1.7	2.5	4.4	2.4	
40+ times	6.2	18.7	23.5	23.3	17.1	
N of Valid	241	230	200	159	830	
N of Miss	12	3	4	6	25	

Table 100: How many times in the past year (12 months) have you: been arrested?







Response	6	8	10	12	Total	
Never	97.5	97.8	96.0	96.9	97.1	
1 to 2 times	2.1	1.7	2.0	2.5	2.1	
3 to 5 times	0.4	0.4	1.0	0.0	0.5	
6 to 9 times	0.0	0.0	0.5	0.0	0.1	
10 to 19 times	0.0	0.0	0.5	0.0	0.1	
20 to 29 times	0.0	0.0	0.0	0.0	0.0	
30 to 39 times	0.0	0.0	0.0	0.0	0.0	
40+ times	0.0	0.0	0.0	0.6	0.1	
N of Valid	238	230	200	161	829	
N of Miss	15	3	4	4	26	

Table 101: How many times in the past year (12 months) have you: attacked someone with the idea of seriously hurting them?


Response	6	8	10	12	Total	
Never	94.6	89.1	86.5	91.9	90.6	
1 to 2 times	4.1	8.7	9.0	6.2	7.0	
3 to 5 times	0.4	1.3	2.0	1.2	1.2	
6 to 9 times	0.8	0.4	1.0	0.6	0.7	
10 to 19 times	0.0	0.0	1.0	0.0	0.2	
20 to 29 times	0.0	0.0	0.0	0.0	0.0	
30 to 39 times	0.0	0.0	0.0	0.0	0.0	
40+ times	0.0	0.4	0.5	0.0	0.2	
N of Valid	241	229	200	160	830	
N of Miss	12	4	4	5	25	

Table 102: How many times in the past year (12 months) have you: been drunk or high at school?


Response	6	8	10	12	Total	
Never	100.0	95.6	87.9	86.2	93.2	
1 to 2 times	0.0	2.6	5.5	6.9	3.4	
3 to 5 times	0.0	1.3	2.5	5.0	1.9	
6 to 9 times	0.0	0.0	0.5	0.0	0.1	
10 to 19 times	0.0	0.4	0.5	0.0	0.2	
20 to 29 times	0.0	0.0	0.5	0.6	0.2	
30 to 39 times	0.0	0.0	0.0	0.0	0.0	
40+ times	0.0	0.0	2.5	1.2	0.8	
N of Valid	241	228	199	160	828	
N of Miss	12	5	5	5	27	

Table 103: How many times in the past year (12 months) have you: taken a handgun to school?




Response	6	8	10	12	Total	
Never	100.0	100.0	99.0	99.4	99.6	
1 to 2 times	0.0	0.0	0.5	0.6	0.2	
3 to 5 times	0.0	0.0	0.0	0.0	0.0	
6 to 9 times	0.0	0.0	0.0	0.0	0.0	
10 to 19 times	0.0	0.0	0.5	0.0	0.1	
20 to 29 times	0.0	0.0	0.0	0.0	0.0	
30 to 39 times	0.0	0.0	0.0	0.0	0.0	
40+ times	0.0	0.0	0.0	0.0	0.0	
N of Valid	234	229	199	160	822	
N of Miss	19	4	5	5	33	

Table 104: Are you currently on probation, or assigned a probation officer with Juvenile Court?



Response	6	8	10	12	Total	
No	98.0	98.0	98.9	95.4	97.7	
Yes	2.0	2.0	1.1	4.6	2.3	
N of Valid	198	202	183	153	736	
N of Miss	55	31	21	12	119	

Table 105: Have you ever belonged to a gang?






Response	6	8	10	12	Total	
No	91.2	89.6	87.0	90.1	89.5	
No, but would like to	1.7	3.5	4.0	3.1	3.0	
Yes, in the past	2.9	2.6	3.5	3.7	3.1	
Yes, belong now	3.4	3.9	5.5	2.5	3.9	
Yes, but would like to get out	0.8	0.4	0.0	0.6	0.5	
N of Valid	238	231	200	162	831	
N of Miss	15	2	4	3	24	

Table 106: If you have ever belonged to a gang, did that gang have a name?

Response	6	8	10	12	Total
No	13.9	7.4	10.1	13.9	11.2
Yes	5.5	6.1	10.1	5.1	6.7
I have never belonged to a gang	80.7	86.5	79.8	81.0	82.2
N of Valid	238	230	198	158	824
N of Miss	15	3	6	7	31

Table 107: You are at a party at someone's house, and one of your friends offers you a drink containing alcohol. What would you say or do?

Response	6	8	10	12	Total
Drink it	3.7	14.7	31.5	45.3	21.4
Tell your friend, 'No thanks, I don't drink' and suggest that you and your friend go and do something else	48.1	39.7	31.5	23.3	37.0
Just say, 'No thanks' and walk away	37.4	33.0	29.0	20.8	31.0
Make up a good excuse, tell your friend you had something else to do, and leave	10.7	12.5	8.0	10.7	10.5
N of Valid	243	224	200	159	826
N of Miss	10	9	4	6	29

Table 108: How often do you attend religious services or activities?

Response	6	8	10	12	Total
Never	20.4	16.2	15.6	13.0	16.6
Rarely	15.6	14.0	18.1	23.0	17.2
1-2 Times a Month	11.1	12.3	10.6	15.5	12.2
About Once a Week or More	52.9	57.5	55.8	48.4	54.0
N of Valid	225	228	199	161	813
N of Miss	28	5	5	4	42

Table 109: I think sometimes it's okay to cheat at school.





Response	6	8	10	12	Total	
NO!	71.4	37.8	21.1	18.8	39.8	
no	23.5	43.9	39.7	33.8	35.1	
yes	4.6	15.7	31.2	40.6	21.0	
YES!	0.4	2.6	8.0	6.9	4.1	
N of Valid	238	230	199	160	827	
N of Miss	15	3	5	5	28	

Table 110: It is important to think before you act.





Response	6	8	10	12	Total	
NO!	3.0	3.1	3.0	2.5	2.9	
no	2.5	3.9	2.0	2.5	2.8	
yes	27.0	41.0	49.0	34.8	37.7	
YES!	67.5	52.0	46.0	60.2	56.6	
N of Valid	237	229	198	161	825	
N of Miss	16	4	6	4	30	

Table 111: Sometimes I think that life is not worth it.





Response	6	8	10	12	Total	
NO!	62.0	39.5	40.0	37.9	45.7	
no	19.7	28.5	30.5	29.2	26.6	
yes	12.8	22.4	20.0	23.6	19.3	
YES!	5.6	9.6	9.5	9.3	8.4	
N of Valid	234	228	200	161	823	
N of Miss	19	5	4	4	32	

Table 112: At times I think I am no good at all.

Response	6	8	10	12	Total	
NO!	38.1	25.6	30.2	30.0	31.1	
no	25.0	27.8	25.6	25.0	25.9	
yes	26.3	34.4	35.2	34.4	32.2	
YES!	10.6	12.3	9.0	10.6	10.7	
N of Valid	236	227	199	160	822	
N of Miss	17	6	5	5	33	

Table 113: All in all, I am inclined to think that I am a failure.

Response	6	8	10	12	Total	
NO!	57.3	37.1	39.2	42.9	44.5	
no	27.2	40.6	35.2	31.7	33.7	
yes	10.3	15.7	17.1	18.0	15.0	
YES!	5.2	6.6	8.5	7.5	6.8	
N of Valid	232	229	199	161	821	
N of Miss	21	4	5	4	34	

Table 114: In the past year, have you felt depressed or sad MOST days, even if you felt okay sometimes?

Response	6	8	10	12	Total	
NO!	36.9	27.1	29.0	30.6	31.0	
no	23.3	29.3	28.0	21.9	25.8	
yes	26.7	26.6	25.0	29.4	26.8	
YES!	13.1	17.0	18.0	18.1	16.4	
N of Valid	236	229	200	160	825	
N of Miss	17	4	4	5	30	

Table 115: It is all right to beat up people if they start the fight.





Response	6	8	10	12	Total	
NO!	48.1	31.0	23.1	23.0	32.5	
no	15.5	22.1	23.1	15.5	19.2	
yes	20.5	23.9	26.6	26.1	24.0	
YES!	15.9	23.0	27.1	35.4	24.4	
N of Valid	239	226	199	161	825	
N of Miss	14	7	5	4	30	

Table 116: I think it is okay to take something without asking if you can get away with it.





Response	6	8	10	12	Total	
NO!	77.6	56.0	53.8	46.6	59.9	
no	18.6	36.9	38.2	44.1	33.3	
yes	3.8	5.8	5.5	8.7	5.7	
YES!	0.0	1.3	2.5	0.6	1.1	
N of Valid	237	225	199	161	822	
N of Miss	16	8	5	4	33	

Table 117: Where do you get the most information about living a drug and alcohol free life? Parents/guardians





Response	6	8	10	12	Total	
All the time	59.8	49.6	48.2	48.4	51.9	
Most	18.3	28.1	21.6	19.9	22.2	
Some	10.3	11.2	18.6	18.0	14.1	
Very little	11.6	11.2	11.6	13.7	11.9	
N of Valid	224	224	199	161	808	
N of Miss	29	9	5	4	47	

Table 118: Where do you get the most information about living a drug and alcohol free life? Friends





Response	6	8	10	12	Total	
All the time	23.7	14.5	11.4	10.7	15.5	
Most	12.6	18.2	15.0	14.5	15.1	
Some	23.3	28.6	29.0	23.3	26.2	
Very little	40.5	38.6	44.6	51.6	43.2	
N of Valid	215	220	193	159	787	
N of Miss	38	13	11	6	68	

Table 119: Where do you get the most information about living a drug and alcohol free life? Family members





Response	6	8	10	12	Total	
All the time	58.1	41.6	36.9	34.0	43.5	
Most	19.4	21.7	20.0	25.2	21.3	
Some	10.4	21.3	25.1	22.6	19.4	
Very little	12.2	15.4	17.9	18.2	15.7	
N of Valid	222	221	195	159	797	
N of Miss	31	12	9	6	58	

Table 120: Where do you get the most information about living a drug and alcohol free life? School





Response	6	8	10	12	Total	
All the time	65.8	54.2	47.2	38.8	52.6	
Most	15.5	18.5	21.8	27.5	20.3	
Some	10.5	16.3	18.8	19.4	15.9	
Very little	8.2	11.0	12.2	14.4	11.2	
N of Valid	219	227	197	160	803	
N of Miss	34	6	7	5	52	

Table 121: Where do you get the most information about living a drug and alcohol free life? Internet





Response	6	8	10	12	Total	
All the time	21.4	17.4	16.2	10.7	16.8	
Most	15.7	13.7	13.6	13.8	14.2	
Some	19.0	21.9	24.6	28.9	23.2	
Very little	43.8	47.0	45.5	46.5	45.7	
N of Valid	210	219	191	159	779	
N of Miss	43	14	13	6	76	

Table 122: Where do you get the most information about living a drug and alcohol free life? TV





Response	6	8	10	12	Total	
All the time	28.6	26.4	19.2	11.9	22.3	
Most	13.1	16.4	15.5	17.0	15.4	
Some	24.4	28.2	28.0	29.6	27.4	
Very little	33.8	29.1	37.3	41.5	34.9	
N of Valid	213	220	193	159	785	
N of Miss	40	13	11	6	70	

Table 123: Where do you get the most information about living a drug and alcohol free life? Social media





Response	6	8	10	12	Total	
All the time	20.7	16.6	15.9	11.9	16.6	
Most	8.0	14.3	9.7	12.6	11.1	
Some	22.1	23.5	24.6	27.7	24.2	
Very little	49.3	45.6	49.7	47.8	48.1	
N of Valid	213	217	195	159	784	
N of Miss	40	16	9	6	71	

Table 124: How much do you think people risk harming themselves (physically or in other ways) if they: smoked one or more packs of cigarettes per day?





Response	6	8	10	12	Total	
No risk	19.6	6.2	8.7	5.0	10.4	
Slight risk	8.9	6.2	13.3	8.1	9.1	
Moderate risk	15.7	20.4	15.8	30.6	20.0	
Great risk	55.7	67.3	62.2	56.2	60.6	
N of Valid	235	226	196	160	817	
N of Miss	18	7	8	5	38	

Table 125: How much do you think people risk harming themselves (physically or in other ways) if they: try marijuana once or twice?





Response	6	8	10	12	Total	
No risk	23.8	16.0	35.5	36.7	27.0	
Slight risk	20.3	30.2	24.4	32.3	26.4	
Moderate risk	21.6	20.4	21.3	17.1	20.3	
Great risk	34.2	33.3	18.8	13.9	26.3	
N of Valid	231	225	197	158	811	
N of Miss	22	8	7	7	44	

Table 126: How much do you think people risk harming themselves (physically or in other ways) if they: smoke marijuana once or twice a week?





Response	6	8	10	12	Total	
No risk	22.6	15.8	26.2	25.0	22.1	
Slight risk	11.7	14.5	22.1	26.9	18.0	
Moderate risk	15.7	22.2	21.5	24.4	20.6	
Great risk	50.0	47.5	30.3	23.7	39.4	
N of Valid	230	221	195	156	802	
N of Miss	23	12	9	9	53	

Table 127: How much do you think people risk harming themselves (physically or in other ways) if they: take one or two drinks of an alcoholic beverage (beer, wine, liquor) nearly every day?


Response	6	8	10	12	Total	
No risk	23.1	10.3	13.3	11.9	15.0	
Slight risk	13.7	17.4	22.1	28.7	19.7	
Moderate risk	19.7	28.1	30.8	26.9	26.1	
Great risk	43.6	44.2	33.8	32.5	39.2	
N of Valid	234	224	195	160	813	
N of Miss	19	9	9	5	42	

Table 128: How much do you think people risk harming themselves (physically or in other ways) if they: have five or more drinks of an alcoholic beverage once or twice a weekend?


Response	6	8	10	12	Total	
No risk	19.9	8.0	11.7	8.1	12.4	
Slight risk	11.4	9.4	15.8	23.1	14.2	
Moderate risk	16.5	25.4	29.1	31.9	25.0	
Great risk	52.1	57.1	43.4	36.9	48.4	
N of Valid	236	224	196	160	816	
N of Miss	17	9	8	5	39	

Table 129: How much do you think people risk harming themselves (physically or in other ways) if they: use prescription drugs that are not prescribed to them?


Response	6	8	10	12	Total	
No risk	19.4	7.1	7.1	3.1	9.8	
Slight risk	5.2	6.7	11.7	12.5	8.6	
Moderate risk	13.4	19.1	26.9	25.6	20.6	
Great risk	62.1	67.1	54.3	58.8	60.9	
N of Valid	232	225	197	160	814	
N of Miss	21	8	7	5	41	

Table 130: How much do you think people risk harming themselves (physically or in other ways) if they: use non-prescription drugs to get high?


Response	6	8	10	12	Total	
No risk	19.3	6.7	5.6	5.0	9.7	
Slight risk	3.9	5.8	10.7	8.1	6.9	
Moderate risk	9.4	15.6	26.4	23.8	18.1	
Great risk	67.4	71.9	57.4	63.1	65.4	
N of Valid	233	224	197	160	814	
N of Miss	20	9	7	5	41	

Table 131: How much do you think people risk harming themselves (physically or in other ways) if they: use e-cigarettes, e-cigars, or e-hookahs?

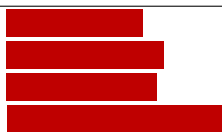
Response	6	8	10	12	Total	
No risk	23.1	12.5	20.8	24.5	19.9	
Slight risk	10.5	24.6	29.9	32.1	23.4	
Moderate risk	21.4	26.3	18.8	22.0	22.2	
Great risk	45.0	36.6	30.5	21.4	34.5	
N of Valid	229	224	197	159	809	
N of Miss	24	9	7	6	46	

Table 132: Have you ever used smokeless tobacco (chew, snuff, plug, dipping tobacco, or chewing tobacco)?


Response	6	8	10	12	Total	
Never	96.2	91.6	79.7	77.5	87.3	
Once or Twice	3.4	5.3	10.2	8.1	6.5	
Once in a while but not regularly	0.4	2.7	3.0	2.5	2.1	
Regularly in the past	0.0	0.4	2.5	5.0	1.7	
Regularly now	0.0	0.0	4.6	6.9	2.4	
N of Valid	236	226	197	160	819	
N of Miss	17	7	7	5	36	

Table 133: How often have you used smokeless tobacco during the past 30 days?


Response	6	8	10	12	Total	
Not at all	99.6	97.4	90.3	89.4	94.7	
Once or twice	0.4	2.2	4.1	2.5	2.2	
Once or twice per week	0.0	0.4	0.5	1.9	0.6	
Three to five times per week	0.0	0.0	0.5	0.0	0.1	
About once a day	0.0	0.0	1.0	1.2	0.5	
More than once a day	0.0	0.0	3.6	5.0	1.8	
N of Valid	234	227	196	160	817	
N of Miss	19	6	8	5	38	

Table 134: Have you ever smoked cigarettes?


Response	6	8	10	12	Total	
Never	94.1	85.0	68.4	65.0	79.8	
Once or Twice	5.0	9.3	18.9	13.8	11.2	
Once in a while but not regularly	0.8	3.5	8.7	8.8	5.0	
Regularly in the past	0.0	1.8	1.0	6.9	2.1	
Regularly now	0.0	0.4	3.1	5.6	2.0	
N of Valid	238	226	196	160	820	
N of Miss	15	7	8	5	35	

Table 135: How frequently have you smoked cigarettes during the past 30 days?


Response	6	8	10	12	Total	
Not at all	98.7	96.9	90.8	84.4	93.5	
Less than one cigarette per day	1.3	2.6	6.1	6.9	3.9	
One to five cigarettes per day	0.0	0.4	3.1	5.0	1.8	
About one-half pack per day	0.0	0.0	0.0	1.9	0.4	
About one pack per day	0.0	0.0	0.0	1.2	0.2	
About one and one-half packs per day	0.0	0.0	0.0	0.6	0.1	
Two packs or more per day	0.0	0.0	0.0	0.0	0.0	
N of Valid	237	227	196	160	820	
N of Miss	16	6	8	5	35	

Table 136: Which statement best describes rules about smoking inside your home or your family cars?






Response	6	8	10	12	Total	
Smoking is not allowed anywhere inside your home or cars	63.6	71.5	67.9	61.4	66.3	
Smoking is allowed in some places and at some times or in some cars	10.6	11.3	11.7	10.1	11.0	
Smoking is allowed anywhere inside the home or cars	3.4	4.5	3.1	7.6	4.4	
There are no rules about smoking inside the home or cars	3.0	0.5	4.6	8.9	3.8	
I don't know	19.5	12.2	12.8	12.0	14.4	
N of Valid	236	221	196	158	811	
N of Miss	17	12	8	7	44	

Table 137: Have you ever used e-cigarettes, e-cigars, or e-hookahs?






Response	6	8	10	12	Total	
Never	97.0	88.7	69.2	62.0	81.1	
Once or Twice	3.0	6.8	15.9	15.8	9.7	
Once in a while but not regularly	0.0	3.2	9.2	10.8	5.2	
Regularly in the past	0.0	1.4	3.1	5.1	2.1	
Regularly now	0.0	0.0	2.6	6.3	1.9	
N of Valid	230	222	195	158	805	
N of Miss	23	11	9	7	50	

Table 138: How frequently have you used e-cigarettes, e-cigars, or e-hookahs?








Response	6	8	10	12	Total	
Not at all	99.6	96.0	84.5	80.0	91.1	
Less than 10 puffs per day	0.4	2.7	11.3	13.1	6.2	
10 to 50 puffs per day	0.0	1.3	3.6	2.5	1.7	
About one-half cartomiser per day	0.0	0.0	0.5	1.2	0.4	
About one cartomiser per day	0.0	0.0	0.0	0.6	0.1	
About one and one-half cartomisers per day	0.0	0.0	0.0	0.6	0.1	
Two cartomisers or more per day	0.0	0.0	0.0	1.9	0.4	
N of Valid	233	223	194	160	810	
N of Miss	20	10	10	5	45	

Table 139: During this school year, were you taught in any of your classes about the dangers of tobacco use?






Response	6	8	10	12	Total	
Never	23.7	23.1	37.4	56.9	33.4	
Rarely	11.6	19.9	27.2	18.1	18.9	
Sometimes	22.4	25.3	22.6	14.4	21.7	
Often	23.7	18.6	9.7	9.4	16.1	
Almost always	18.5	13.1	3.1	1.2	9.9	
N of Valid	232	221	195	160	808	
N of Miss	21	12	9	5	47	

Table 140: During the past 12 months, have you participated in any community activities to discourage people your age from using cigarettes, chewing tobacco, snuff, dip or cigars, e-cigarettes, e-cigars, or e-hookahs?






Response	6	8	10	12	Total	
Never	67.0	66.1	73.7	81.8	71.3	
Rarely	10.0	14.0	10.3	7.5	10.7	
Sometimes	10.9	10.0	9.8	5.0	9.2	
Often	7.0	7.2	5.2	3.8	6.0	
Almost always	5.2	2.7	1.0	1.9	2.9	
N of Valid	230	221	194	159	804	
N of Miss	23	12	10	6	51	

Table 141: Think back over the last two weeks. How many times have you had five or more alcoholic drinks in a row?







Response	6	8	10	12	Total	
None	98.7	95.1	87.1	73.0	89.9	
Once	0.4	1.8	3.1	9.4	3.2	
Twice	0.4	0.9	3.1	8.8	2.8	
3-5 times	0.0	1.8	4.6	4.4	2.5	
6-9 times	0.0	0.4	2.1	1.9	1.0	
10 or more times	0.4	0.0	0.0	2.5	0.6	
N of Valid	236	223	194	159	812	
N of Miss	17	10	10	6	43	

Table 142: During the past 30 days, how many times did you ride in a car or other vehicle driven by someone who had been drinking alcohol or using drugs to get high?






Response	6	8	10	12	Total	
0 times	92.4	87.7	81.4	82.9	86.6	
1 time	3.8	5.5	6.2	4.4	5.0	
2 or 3 times	1.3	3.7	6.2	7.6	4.3	
4 or 5 times	0.8	0.5	2.6	1.9	1.4	
6 or more times	1.7	2.7	3.6	3.2	2.7	
N of Valid	236	219	194	158	807	
N of Miss	17	14	10	7	48	

Table 143: During the past 30 days, how many times did you drive a car or other vehicle when you had been drinking alcohol or using drugs to get high?







Response	6	8	10	12	Total	
I did not drive a car in the past 30 days	44.9	59.1	42.6	20.9	43.3	
0 times	53.8	37.5	53.7	67.7	52.2	
1 time	0.4	2.9	2.6	4.4	2.4	
2 or 3 times	0.0	0.5	0.5	5.7	1.4	
4 or 5 times	0.4	0.0	0.5	0.6	0.4	
6 or more times	0.4	0.0	0.0	0.6	0.3	
N of Valid	225	208	190	158	781	
N of Miss	28	25	14	7	74	

Table 144: If you drank alcohol (not just a sip or taste) in the past year, how did you usually get it?













Response	6	8	10	12	Total	
I did not drink alcohol in the past year	93.8	88.9	67.0	49.7	77.4	
I bought it myself with a fake ID	0.4	0.0	0.0	0.7	0.3	
I bought it myself without a fake ID	0.0	0.0	1.0	1.3	0.5	
I got it from someone I know age 21 or older	0.9	1.4	7.3	22.9	6.9	
I got it from someone I know under age 21	0.0	1.4	2.6	6.5	2.3	
I got it from my brother or sister	0.0	0.5	0.5	0.7	0.4	
I got it from home with my parents' permission	0.4	1.4	6.8	4.6	3.0	
I got it from home without my parents' permission	1.3	2.3	2.6	2.0	2.0	
I got it from another relative	0.0	0.9	1.0	2.0	0.9	
A stranger bought it for me	0.0	0.0	0.5	1.3	0.4	
I took it from a store or shop	0.0	0.5	0.0	0.7	0.3	
Other	3.1	2.8	10.5	7.8	5.7	
N of Valid	227	217	191	153	788	
N of Miss	26	16	13	12	67	

Table 145: If you drank alcohol (not just a sip or taste) in the past year, where did you usually drink it?









Response	6	8	10	12	Total	
I did not drink alcohol in the past year	96.4	90.0	68.4	47.1	78.2	
At my home	1.3	5.9	13.0	17.0	8.5	
At someone else's home	1.3	4.1	14.0	30.7	10.9	
At an open area like a park, beach, field, back road, woods, or a street corner	0.4	0.0	3.1	3.3	1.5	
At a sporting event or concert	0.0	0.0	0.5	0.0	0.1	
At a restaurant, bar, or a nightclub	0.4	0.0	0.0	1.3	0.4	
At an empty building or a construction site	0.0	0.0	0.0	0.0	0.0	
At a hotel/motel	0.0	0.0	0.0	0.0	0.0	
An a car	0.0	0.0	0.0	0.7	0.1	
At school	0.0	0.0	1.0	0.0	0.3	
N of Valid	225	219	193	153	790	
N of Miss	28	14	11	12	65	

Table 146: How do you feel about someone your age having one or two drinks of an alcoholic beverage nearly every day?





Response	6	8	10	12	Total	
Neither approve nor disapprove	22.9	31.1	35.1	45.5	32.6	
Somewhat disapprove	4.9	13.2	24.1	19.2	14.7	
Strongly disapprove	57.4	42.0	29.3	28.8	40.7	
Don't know or can't say	14.8	13.7	11.5	6.4	12.0	
N of Valid	223	212	191	156	782	
N of Miss	30	21	13	9	73	

Table 147: On how many occasions have you had alcoholic beverages (beer, wine or hard liquor) to drink in your lifetime - more than just a few sips?








Response	6	8	10	12	Total	
0	94.7	78.9	58.0	38.6	70.3	
1-2	2.7	12.4	11.9	13.9	9.8	
3-5	1.8	6.0	7.8	7.6	5.5	
6-9	0.4	0.0	5.7	10.1	3.5	
10-19	0.4	1.4	5.7	12.7	4.4	
20-39	0.0	0.5	5.2	9.5	3.3	
40	0.0	0.9	5.7	7.6	3.1	
N of Valid	226	218	193	158	795	
N of Miss	27	15	11	7	60	

Table 148: On how many occasions have you drunk one of more drinks of an alcoholic beverage during the past 30 days?








Response	6	8	10	12	Total	
0	98.7	95.4	83.3	68.2	88.0	
1-2	1.3	2.8	8.3	15.3	6.2	
3-5	0.0	0.9	2.6	10.2	2.9	
6-9	0.0	0.9	2.1	1.9	1.1	
10-19	0.0	0.0	1.6	1.3	0.6	
20-39	0.0	0.0	1.6	0.6	0.5	
40	0.0	0.0	0.5	2.5	0.6	
N of Valid	225	217	192	157	791	
N of Miss	28	16	12	8	64	

Table 149: On how many occasions have you used marijuana (grass, pot) or hashish (hash, hash oil) in your lifetime?


Response	6	8	10	12	Total	
0	97.3	92.6	74.7	67.1	84.6	
1-2	1.3	1.8	9.5	6.5	4.4	
3-5	0.9	0.5	4.2	4.5	2.3	
6-9	0.4	0.9	2.6	5.2	2.0	
10-19	0.0	1.4	1.1	2.6	1.1	
20-39	0.0	1.8	2.1	1.9	1.4	
40	0.0	0.9	5.8	12.3	4.1	
N of Valid	225	217	190	155	787	
N of Miss	28	16	14	10	68	

Table 150: On how many occasions have you used marijuana (grass, pot) or hashish (hash, hash oil) during the past 30 days?


Response	6	8	10	12	Total	
0	98.7	96.4	92.1	83.5	93.5	
1-2	1.3	2.3	3.7	8.2	3.5	
3-5	0.0	0.9	0.5	2.5	0.9	
6-9	0.0	0.5	0.0	2.5	0.6	
10-19	0.0	0.0	1.0	1.3	0.5	
20-39	0.0	0.0	0.5	0.0	0.1	
40	0.0	0.0	2.1	1.9	0.9	
N of Valid	227	220	191	158	796	
N of Miss	26	13	13	7	59	

Table 151: On how many occasions have you used LSD or other psychedelics in your lifetime?


Response	6	8	10	12	Total	
0	100.0	99.5	99.5	96.8	99.1	
1-2	0.0	0.5	0.0	3.2	0.8	
3-5	0.0	0.0	0.0	0.0	0.0	
6-9	0.0	0.0	0.0	0.0	0.0	
10-19	0.0	0.0	0.0	0.0	0.0	
20-39	0.0	0.0	0.5	0.0	0.1	
40	0.0	0.0	0.0	0.0	0.0	
N of Valid	223	219	188	158	788	
N of Miss	30	14	16	7	67	

Table 152: On how many occasions have you used LSD or other psychedelics during the past 30 days?

Response	6	8	10	12	Total	
0	100.0	100.0	99.5	100.0	99.9	
1-2	0.0	0.0	0.0	0.0	0.0	
3-5	0.0	0.0	0.0	0.0	0.0	
6-9	0.0	0.0	0.0	0.0	0.0	
10-19	0.0	0.0	0.5	0.0	0.1	
20-39	0.0	0.0	0.0	0.0	0.0	
40	0.0	0.0	0.0	0.0	0.0	
N of Valid	219	219	189	158	785	
N of Miss	34	14	15	7	70	

Table 153: On how many occasions have you used cocaine or crack in your lifetime?

Response	6	8	10	12	Total	
0	100.0	100.0	99.5	98.7	99.6	
1-2	0.0	0.0	0.0	0.6	0.1	
3-5	0.0	0.0	0.5	0.0	0.1	
6-9	0.0	0.0	0.0	0.0	0.0	
10-19	0.0	0.0	0.0	0.0	0.0	
20-39	0.0	0.0	0.0	0.0	0.0	
40	0.0	0.0	0.0	0.6	0.1	
N of Valid	225	219	192	157	793	
N of Miss	28	14	12	8	62	

Table 154: On how many occasions have you used cocaine or crack during the past 30 days?

Response	6	8	10	12	Total	
0	100.0	100.0	100.0	99.4	99.9	
1-2	0.0	0.0	0.0	0.0	0.0	
3-5	0.0	0.0	0.0	0.0	0.0	
6-9	0.0	0.0	0.0	0.6	0.1	
10-19	0.0	0.0	0.0	0.0	0.0	
20-39	0.0	0.0	0.0	0.0	0.0	
40	0.0	0.0	0.0	0.0	0.0	
N of Valid	224	219	190	158	791	
N of Miss	29	14	14	7	64	

Table 155: On how many occasions have you sniffed glue, breathed the contents of an aerosol spray can, or inhaled other gases or sprays, in order to get high in your lifetime?







Response	6	8	10	12	Total	
0	97.4	89.4	95.8	94.9	94.3	
1-2	1.3	7.3	2.1	2.5	3.4	
3-5	0.4	0.9	1.1	1.9	1.0	
6-9	0.4	0.9	0.5	0.0	0.5	
10-19	0.0	0.5	0.0	0.6	0.3	
20-39	0.0	0.0	0.0	0.0	0.0	
40	0.4	0.9	0.5	0.0	0.5	
N of Valid	228	218	190	158	794	
N of Miss	25	15	14	7	61	

Table 156: On how many occasions have you sniffed glue, breathed the contents of an aerosol spray can, or inhaled other gases or sprays, in order to get high during the past 30 days?







Response	6	8	10	12	Total	
0	98.7	97.3	97.9	98.7	98.1	
1-2	0.9	1.8	1.6	0.6	1.3	
3-5	0.0	0.5	0.5	0.0	0.3	
6-9	0.0	0.5	0.0	0.0	0.1	
10-19	0.0	0.0	0.0	0.6	0.1	
20-39	0.0	0.0	0.0	0.0	0.0	
40	0.4	0.0	0.0	0.0	0.1	
N of Valid	226	219	191	157	793	
N of Miss	27	14	13	8	62	

Table 157: On how many occasions have you used Daztrex in your lifetime?


Response	6	8	10	12	Total	
0	100.0	100.0	100.0	100.0	100.0	
1-2	0.0	0.0	0.0	0.0	0.0	
3-5	0.0	0.0	0.0	0.0	0.0	
6-9	0.0	0.0	0.0	0.0	0.0	
10-19	0.0	0.0	0.0	0.0	0.0	
20-39	0.0	0.0	0.0	0.0	0.0	
40	0.0	0.0	0.0	0.0	0.0	
N of Valid	218	218	189	156	781	
N of Miss	35	15	15	9	74	

Table 158: On how many occasions have you used Daztrex during the past 30 days?


Response	6	8	10	12	Total	
0	100.0	100.0	100.0	100.0	100.0	
1-2	0.0	0.0	0.0	0.0	0.0	
3-5	0.0	0.0	0.0	0.0	0.0	
6-9	0.0	0.0	0.0	0.0	0.0	
10-19	0.0	0.0	0.0	0.0	0.0	
20-39	0.0	0.0	0.0	0.0	0.0	
40	0.0	0.0	0.0	0.0	0.0	
N of Valid	218	218	189	156	781	
N of Miss	35	15	15	9	74	

Table 159: On how many occasions have you used synthetic marijuana (K2, spice) in your lifetime?





Response	6	8	10	12	Total	
0	99.6	98.6	98.4	97.5	98.6	
1-2	0.4	0.9	0.5	1.9	0.9	
3-5	0.0	0.0	0.5	0.6	0.3	
6-9	0.0	0.0	0.0	0.0	0.0	
10-19	0.0	0.5	0.5	0.0	0.3	
20-39	0.0	0.0	0.0	0.0	0.0	
40	0.0	0.0	0.0	0.0	0.0	
N of Valid	223	218	189	157	787	
N of Miss	30	15	15	8	68	

Table 160: On how many occasions have you used synthetic marijuana (K2, spice) during the past 30 days?


Response	6	8	10	12	Total	
0	99.5	99.1	99.5	100.0	99.5	
1-2	0.5	0.5	0.5	0.0	0.4	
3-5	0.0	0.5	0.0	0.0	0.1	
6-9	0.0	0.0	0.0	0.0	0.0	
10-19	0.0	0.0	0.0	0.0	0.0	
20-39	0.0	0.0	0.0	0.0	0.0	
40	0.0	0.0	0.0	0.0	0.0	
N of Valid	222	219	189	158	788	
N of Miss	31	14	15	7	67	

Table 161: On how many occasions have you used methamphetamines (meth, speed, crank, crystal meth) in your lifetime?


Response	6	8	10	12	Total	
0	100.0	100.0	100.0	98.7	99.7	
1-2	0.0	0.0	0.0	1.3	0.3	
3-5	0.0	0.0	0.0	0.0	0.0	
6-9	0.0	0.0	0.0	0.0	0.0	
10-19	0.0	0.0	0.0	0.0	0.0	
20-39	0.0	0.0	0.0	0.0	0.0	
40	0.0	0.0	0.0	0.0	0.0	
N of Valid	225	218	190	156	789	
N of Miss	28	15	14	9	66	

Table 162: On how many occasions have you used methamphetamines (meth, speed, crank, crystal meth) in the past 30 days?


Response	6	8	10	12	Total	
0	100.0	100.0	100.0	100.0	100.0	
1-2	0.0	0.0	0.0	0.0	0.0	
3-5	0.0	0.0	0.0	0.0	0.0	
6-9	0.0	0.0	0.0	0.0	0.0	
10-19	0.0	0.0	0.0	0.0	0.0	
20-39	0.0	0.0	0.0	0.0	0.0	
40	0.0	0.0	0.0	0.0	0.0	
N of Valid	221	218	190	158	787	
N of Miss	32	15	14	7	68	

Table 163: On how many occasions have you used other chemical products (bath salts, plant food, etc.) in your lifetime?




Response	6	8	10	12	Total	
0	97.7	99.1	99.5	99.4	98.9	
1-2	2.3	0.5	0.5	0.6	1.0	
3-5	0.0	0.5	0.0	0.0	0.1	
6-9	0.0	0.0	0.0	0.0	0.0	
10-19	0.0	0.0	0.0	0.0	0.0	
20-39	0.0	0.0	0.0	0.0	0.0	
40	0.0	0.0	0.0	0.0	0.0	
N of Valid	218	218	189	158	783	
N of Miss	35	15	15	7	72	

Table 164: On how many occasions have you used other chemical products (bath salts, plant food, etc.) during the past 30 days?



Response	6	8	10	12	Total	
0	99.1	99.1	100.0	100.0	99.5	
1-2	0.9	0.9	0.0	0.0	0.5	
3-5	0.0	0.0	0.0	0.0	0.0	
6-9	0.0	0.0	0.0	0.0	0.0	
10-19	0.0	0.0	0.0	0.0	0.0	
20-39	0.0	0.0	0.0	0.0	0.0	
40	0.0	0.0	0.0	0.0	0.0	
N of Valid	219	214	189	158	780	
N of Miss	34	19	15	7	75	

Table 165: On how many occasions have you used heroin or other opiates in your lifetime?





Response	6	8	10	12	Total	
0	100.0	99.5	100.0	98.7	99.6	
1-2	0.0	0.5	0.0	0.0	0.1	
3-5	0.0	0.0	0.0	0.6	0.1	
6-9	0.0	0.0	0.0	0.0	0.0	
10-19	0.0	0.0	0.0	0.0	0.0	
20-39	0.0	0.0	0.0	0.6	0.1	
40	0.0	0.0	0.0	0.0	0.0	
N of Valid	216	216	189	158	779	
N of Miss	37	17	15	7	76	

Table 166: On how many occasions have you used heroin or other opiates during the past 30 days?



Response	6	8	10	12	Total	
0	100.0	100.0	100.0	99.4	99.9	
1-2	0.0	0.0	0.0	0.0	0.0	
3-5	0.0	0.0	0.0	0.6	0.1	
6-9	0.0	0.0	0.0	0.0	0.0	
10-19	0.0	0.0	0.0	0.0	0.0	
20-39	0.0	0.0	0.0	0.0	0.0	
40	0.0	0.0	0.0	0.0	0.0	
N of Valid	220	215	189	158	782	
N of Miss	33	18	15	7	73	

Table 167: On how many occasions have you used MDMA ('X', 'E', or ecstasy) in your lifetime?




Response	6	8	10	12	Total	
0	100.0	99.5	99.5	98.1	99.4	
1-2	0.0	0.5	0.5	1.3	0.5	
3-5	0.0	0.0	0.0	0.6	0.1	
6-9	0.0	0.0	0.0	0.0	0.0	
10-19	0.0	0.0	0.0	0.0	0.0	
20-39	0.0	0.0	0.0	0.0	0.0	
40	0.0	0.0	0.0	0.0	0.0	
N of Valid	215	215	188	157	775	
N of Miss	38	18	16	8	80	

Table 168: On how many occasions have you used MDMA ('X', 'E', or ecstasy) during the past 30 days?


Response	6	8	10	12	Total	
0	100.0	100.0	100.0	100.0	100.0	
1-2	0.0	0.0	0.0	0.0	0.0	
3-5	0.0	0.0	0.0	0.0	0.0	
6-9	0.0	0.0	0.0	0.0	0.0	
10-19	0.0	0.0	0.0	0.0	0.0	
20-39	0.0	0.0	0.0	0.0	0.0	
40	0.0	0.0	0.0	0.0	0.0	
N of Valid	219	216	187	157	779	
N of Miss	34	17	17	8	76	

Table 169: On how many occasions have you taken prescription drugs (such as Valium, Xanax, Ritalin, Adderall, OxyContin, Darvocet, or sleeping pills) not prescribed to you in your lifetime?








Response	6	8	10	12	Total	
0	97.3	92.6	88.3	87.3	91.8	
1-2	1.4	2.8	6.4	5.1	3.7	
3-5	0.5	2.3	2.7	3.2	2.0	
6-9	0.5	0.5	0.0	0.0	0.3	
10-19	0.0	0.5	1.1	1.9	0.8	
20-39	0.5	0.5	0.5	1.9	0.8	
40	0.0	0.9	1.1	0.6	0.6	
N of Valid	221	215	188	158	782	
N of Miss	32	18	16	7	73	

Table 170: On how many occasions have you taken prescription drugs (such as Valium, Xanax, Ritalin, Adderall, OxyContin, Darvocet, or sleeping pills) not prescribed to you during the past 30 days?








Response	6	8	10	12	Total	
0	98.6	95.8	96.8	95.5	96.8	
1-2	0.5	3.3	1.6	1.3	1.7	
3-5	0.5	0.5	0.0	1.9	0.6	
6-9	0.5	0.5	0.5	0.6	0.5	
10-19	0.0	0.0	0.5	0.0	0.1	
20-39	0.0	0.0	0.0	0.6	0.1	
40	0.0	0.0	0.5	0.0	0.1	
N of Valid	220	214	190	157	781	
N of Miss	33	19	14	8	74	

Table 171: On how many occasions have you taken non-prescription medicines such as diet pills (for example, Dietac, Dexatrim or Prolamine), stay-awake pills (for example No-Doz, Vivarin, or Wake), or cough or cold medicines (robos, DXM, etc.) to get high in your lifetime?








Response	6	8	10	12	Total	
0	99.1	96.7	96.8	94.9	97.1	
1-2	0.5	0.9	2.1	3.8	1.7	
3-5	0.0	0.5	0.5	0.6	0.4	
6-9	0.0	0.5	0.5	0.0	0.3	
10-19	0.0	0.5	0.0	0.6	0.3	
20-39	0.0	0.5	0.0	0.0	0.1	
40	0.5	0.5	0.0	0.0	0.3	
N of Valid	221	213	189	157	780	
N of Miss	32	20	15	8	75	

Table 172: On how many occasions have you taken non-prescription medicines such as diet pills (for example, Dietac, Dexatrim or Prolamine), stay-awake pills (for example No-Doz, Vivarin, or Wake), or cough or cold medicines (robos, DXM, etc.) to get high during the past 30 days?





Response	6	8	10	12	Total	
0	99.5	99.1	97.9	98.7	98.8	
1-2	0.0	0.5	1.6	1.3	0.8	
3-5	0.0	0.0	0.0	0.0	0.0	
6-9	0.0	0.5	0.0	0.0	0.1	
10-19	0.5	0.0	0.5	0.0	0.3	
20-39	0.0	0.0	0.0	0.0	0.0	
40	0.0	0.0	0.0	0.0	0.0	
N of Valid	221	213	190	158	782	
N of Miss	32	20	14	7	73	

Table 173: On how many occasions have you been drunk or very high from drinking alcoholic beverages during the past 30 days?








Response	6	8	10	12	Total	
0	99.1	96.2	89.3	79.6	92.0	
1-2	0.9	2.8	5.3	11.5	4.6	
3-5	0.0	0.5	1.6	6.4	1.8	
6-9	0.0	0.0	2.1	1.3	0.8	
10-19	0.0	0.5	1.6	0.0	0.5	
20-39	0.0	0.0	0.0	0.6	0.1	
40	0.0	0.0	0.0	0.6	0.1	
N of Valid	219	213	187	157	776	
N of Miss	34	20	17	8	79	

Table 174: On how many occasions have you drunk flavored alcoholic beverages, sometimes called 'alcopops' (like Mike's Hard Lemonade, Smirnoff Ice, Bacardi Breezers, etc.) in your lifetime?








Response	6	8	10	12	Total	
0	98.1	88.4	72.3	63.1	82.1	
1-2	1.9	6.5	9.0	8.9	6.3	
3-5	0.0	0.9	6.4	8.9	3.6	
6-9	0.0	1.4	4.3	8.3	3.1	
10-19	0.0	1.4	3.2	3.8	1.9	
20-39	0.0	0.5	2.1	1.9	1.0	
40	0.0	0.9	2.7	5.1	1.9	
N of Valid	216	215	188	157	776	
N of Miss	37	18	16	8	79	

Table 175: On how many occasions have you drunk flavored alcoholic beverages, sometimes called 'alcopops' (like Mike's Hard Lemonade, Smirnoff Ice, Bacardi Breezers, etc.) during the past 30 days?








Response	6	8	10	12	Total	
0	100.0	94.3	88.4	82.3	92.0	
1-2	0.0	4.2	5.8	7.0	4.0	
3-5	0.0	1.4	2.1	4.4	1.8	
6-9	0.0	0.0	2.1	3.2	1.2	
10-19	0.0	0.0	0.5	0.6	0.3	
20-39	0.0	0.0	0.5	1.3	0.4	
40	0.0	0.0	0.5	1.3	0.4	
N of Valid	216	212	189	158	775	
N of Miss	37	21	15	7	80	

Table 176: If you used prescription drugs or over the counter drugs without a doctor telling you to use it or for the purpose of getting high, where did you get these drugs? - Did not use



Response	6	8	10	12	Total	
No	18.6	15.0	14.2	12.7	15.4	
Yes	81.4	85.0	85.8	87.3	84.6	
N of Valid	253	233	204	165	855	
N of Miss	0	0	0	0	0	

Table 177: If you used prescription drugs or over the counter drugs without a doctor telling you to use it or for the purpose of getting high, where did you get these drugs? - Bought or took from store or shop



Response	6	8	10	12	Total	
No	99.6	98.7	99.0	99.4	99.2	
Yes	0.4	1.3	1.0	0.6	0.8	
N of Valid	253	233	204	165	855	
N of Miss	0	0	0	0	0	

Table 178: If you used prescription drugs or over the counter drugs without a doctor telling you to use it or for the purpose of getting high, where did you get these drugs? -
Got from parents with permission



Response	6	8	10	12	Total	
No	100.0	97.0	99.5	100.0	99.1	
Yes	0.0	3.0	0.5	0.0	0.9	
N of Valid	253	233	204	165	855	
N of Miss	0	0	0	0	0	

Table 179: If you used prescription drugs or over the counter drugs without a doctor telling you to use it or for the purpose of getting high, where did you get these drugs? -
Got from home without permission



Response	6	8	10	12	Total	
No	100.0	97.9	98.5	97.6	98.6	
Yes	0.0	2.1	1.5	2.4	1.4	
N of Valid	253	233	204	165	855	
N of Miss	0	0	0	0	0	

Table 180: If you used prescription drugs or over the counter drugs without a doctor telling you to use it or for the purpose of getting high, where did you get these drugs? -
Got from relative with permission



Response	6	8	10	12	Total	
No	100.0	99.6	99.0	99.4	99.5	
Yes	0.0	0.4	1.0	0.6	0.5	
N of Valid	253	233	204	165	855	
N of Miss	0	0	0	0	0	

Table 181: If you used prescription drugs or over the counter drugs without a doctor telling you to use it or for the purpose of getting high, where did you get these drugs? -
Got from relative without permission



Response	6	8	10	12	Total	
No	100.0	99.1	100.0	98.2	99.4	
Yes	0.0	0.9	0.0	1.8	0.6	
N of Valid	253	233	204	165	855	
N of Miss	0	0	0	0	0	

Table 182: If you used prescription drugs or over the counter drugs without a doctor telling you to use it or for the purpose of getting high, where did you get these drugs? -
Got from friend's home with permission



Response	6	8	10	12	Total	
No	100.0	98.3	100.0	98.2	99.2	
Yes	0.0	1.7	0.0	1.8	0.8	
N of Valid	253	233	204	165	855	
N of Miss	0	0	0	0	0	

Table 183: If you used prescription drugs or over the counter drugs without a doctor telling you to use it or for the purpose of getting high, where did you get these drugs? -
Got from friend's home without permission



Response	6	8	10	12	Total	
No	100.0	99.1	100.0	99.4	99.6	
Yes	0.0	0.9	0.0	0.6	0.4	
N of Valid	253	233	204	165	855	
N of Miss	0	0	0	0	0	

Table 184: If you used prescription drugs or over the counter drugs without a doctor telling you to use it or for the purpose of getting high, where did you get these drugs? -
Got from friend at school



Response	6	8	10	12	Total	
No	100.0	98.7	99.5	97.6	99.1	
Yes	0.0	1.3	0.5	2.4	0.9	
N of Valid	253	233	204	165	855	
N of Miss	0	0	0	0	0	

Table 185: If you used prescription drugs or over the counter drugs without a doctor telling you to use it or for the purpose of getting high, where did you get these drugs? -
Got from friend at party



Response	6	8	10	12	Total	
No	100.0	99.1	99.0	98.8	99.3	
Yes	0.0	0.9	1.0	1.2	0.7	
N of Valid	253	233	204	165	855	
N of Miss	0	0	0	0	0	

Table 186: If you used prescription drugs or over the counter drugs without a doctor telling you to use it or for the purpose of getting high, where did you get these drugs? -
Got from friend, elsewhere



Response	6	8	10	12	Total	
No	99.6	98.7	99.0	97.6	98.8	
Yes	0.4	1.3	1.0	2.4	1.2	
N of Valid	253	233	204	165	855	
N of Miss	0	0	0	0	0	

Table 187: If you used prescription drugs or over the counter drugs without a doctor telling you to use it or for the purpose of getting high, where did you get these drugs? -
Got from internet sale



Response	6	8	10	12	Total	
No	100.0	99.6	100.0	99.4	99.8	
Yes	0.0	0.4	0.0	0.6	0.2	
N of Valid	253	233	204	165	855	
N of Miss	0	0	0	0	0	

Table 188: During the last month, about how many marijuana cigarettes, or the equivalent, did you smoke a day, on the average?








Response	6	8	10	12	Total	
None	98.6	96.2	89.4	88.5	93.6	
Less than 1 a day	1.4	2.4	6.9	4.5	3.7	
1 a day	0.0	0.0	0.0	2.6	0.5	
2-3 a day	0.0	1.4	0.5	2.6	1.0	
4-6 a day	0.0	0.0	2.1	0.0	0.5	
7-10 a day	0.0	0.0	0.5	1.3	0.4	
11 or more a day	0.0	0.0	0.5	0.6	0.3	
N of Valid	210	209	189	156	764	
N of Miss	43	24	15	9	91	

Table 189: How wrong do your friends feel it would be for YOU to: have one or two drinks of an alcoholic beverage nearly every day?





Response	6	8	10	12	Total	
Very wrong	79.2	62.0	40.2	35.3	55.9	
Wrong	11.8	21.2	24.9	23.1	19.9	
A little bit wrong	7.1	10.6	19.0	26.3	14.9	
Not at all wrong	1.9	6.2	15.9	15.4	9.3	
N of Valid	212	208	189	156	765	
N of Miss	41	25	15	9	90	

Table 190: How wrong do your friends feel it would be for YOU to: smoke tobacco?





Response	6	8	10	12	Total	
Very wrong	85.6	70.2	50.3	39.1	63.1	
Wrong	8.7	16.3	20.6	25.6	17.2	
A little bit wrong	2.9	8.7	17.5	19.9	11.6	
Not at all wrong	2.9	4.8	11.6	15.4	8.1	
N of Valid	208	208	189	156	761	
N of Miss	45	25	15	9	94	

Table 191: How wrong do your friends feel it would be for YOU to: smoke marijuana?





Response	6	8	10	12	Total	
Very wrong	89.0	69.9	45.5	39.7	62.9	
Wrong	5.7	13.1	19.0	16.7	13.3	
A little bit wrong	1.0	9.2	14.3	22.4	10.9	
Not at all wrong	4.3	7.8	21.2	21.2	12.9	
N of Valid	210	206	189	156	761	
N of Miss	43	27	15	9	94	

Table 192: How wrong do your friends feel it would be for YOU to: use prescription drugs not prescribed to you?





Response	6	8	10	12	Total	
Very wrong	85.7	74.8	63.0	62.2	72.3	
Wrong	10.5	15.5	20.1	22.4	16.7	
A little bit wrong	1.9	3.9	10.6	8.3	5.9	
Not at all wrong	1.9	5.8	6.3	7.1	5.1	
N of Valid	210	206	189	156	761	
N of Miss	43	27	15	9	94	

Table 193: How wrong would most adults (over 21) in your neighborhood think it is for kids your age: to use marijuana?





Response	6	8	10	12	Total	
Very wrong	88.3	73.4	63.1	60.5	72.3	
Wrong	6.8	14.5	18.2	19.1	14.3	
A little bit wrong	2.9	8.2	12.3	13.4	8.9	
Not at all wrong	1.9	3.9	6.4	7.0	4.6	
N of Valid	206	207	187	157	757	
N of Miss	47	26	17	8	98	

Table 194: How wrong would most adults (over 21) in your neighborhood think it is for kids your age: to drink alcohol?





Response	6	8	10	12	Total	
Very wrong	85.3	67.3	58.8	43.3	65.1	
Wrong	9.8	18.8	17.6	29.3	18.3	
A little bit wrong	3.4	9.1	15.0	20.4	11.4	
Not at all wrong	1.5	4.8	8.6	7.0	5.3	
N of Valid	204	208	187	157	756	
N of Miss	49	25	17	8	99	

Table 195: How wrong would most adults (over 21) in your neighborhood think it is for kids your age: to smoke cigarettes?





Response	6	8	10	12	Total	
Very wrong	86.8	72.8	65.6	50.0	70.1	
Wrong	8.3	17.0	17.2	26.9	16.8	
A little bit wrong	2.5	6.8	10.8	16.0	8.5	
Not at all wrong	2.5	3.4	6.5	7.1	4.7	
N of Valid	204	206	186	156	752	
N of Miss	49	27	18	9	103	

Table 196: How much do each of the following statements describe your neighborhood? crime and/or drug selling





Response	6	8	10	12	Total	
NO!	81.7	60.5	57.7	61.2	65.7	
no	10.4	24.5	22.2	22.4	19.7	
yes	6.9	13.0	13.8	13.2	11.6	
YES!	1.0	2.0	6.3	3.3	3.1	
N of Valid	202	200	189	152	743	
N of Miss	51	33	15	13	112	

Table 197: How much do each of the following statements describe your neighborhood? fights





Response	6	8	10	12	Total	
NO!	68.8	55.5	52.4	57.5	58.8	
no	13.7	26.0	29.9	30.1	24.4	
yes	13.7	14.5	13.4	9.2	12.9	
YES!	3.9	4.0	4.3	3.3	3.9	
N of Valid	205	200	187	153	745	
N of Miss	48	33	17	12	110	

Table 198: How much do each of the following statements describe your neighborhood? lots of empty or abandoned buildings





Response	6	8	10	12	Total	
NO!	75.4	58.0	57.4	58.8	62.8	
no	13.3	30.5	29.8	32.0	25.9	
yes	9.4	11.0	6.9	5.9	8.5	
YES!	2.0	0.5	5.9	3.3	2.8	
N of Valid	203	200	188	153	744	
N of Miss	50	33	16	12	111	

Table 199: How much do each of the following statements describe your neighborhood? lots of graffiti





Response	6	8	10	12	Total	
NO!	82.1	63.6	62.9	66.2	68.9	
no	14.4	31.3	33.3	29.1	26.8	
yes	3.1	4.5	2.2	2.6	3.2	
YES!	0.5	0.5	1.6	2.0	1.1	
N of Valid	195	198	186	151	730	
N of Miss	58	35	18	14	125	

Table 200: I feel safe in my neighborhood.





Response	6	8	10	12	Total	
NO!	12.7	9.5	8.0	7.8	9.7	
no	7.3	9.5	9.6	7.8	8.6	
yes	27.3	37.2	37.2	39.6	35.0	
YES!	52.7	43.7	45.2	44.8	46.8	
N of Valid	205	199	188	154	746	
N of Miss	48	34	16	11	109	

Table 201: If a kid smoked marijuana in your neighborhood would he or she be caught by the police?





Response	6	8	10	12	Total	
NO!	16.1	21.7	25.1	25.5	21.8	
no	21.6	35.9	45.4	52.9	37.9	
yes	26.1	26.3	14.8	14.4	20.9	
YES!	36.2	16.2	14.8	7.2	19.4	
N of Valid	199	198	183	153	733	
N of Miss	54	35	21	12	122	

Table 202: If a kid drank some beer, wine or hard liquor (for example, vodka, whiskey, or gin) in your neighborhood would he or she be caught by the police?





Response	6	8	10	12	Total	
NO!	16.2	25.0	31.3	33.3	26.0	
no	23.9	40.0	50.0	49.0	40.0	
yes	31.5	21.5	10.4	12.4	19.5	
YES!	28.4	13.5	8.2	5.2	14.5	
N of Valid	197	200	182	153	732	
N of Miss	56	33	22	12	123	

Table 203: If a kid carried a handgun in your neighborhood would he or she be caught by the police?





Response	6	8	10	12	Total	
NO!	14.4	22.1	26.4	26.1	22.0	
no	16.0	30.2	34.6	41.2	29.8	
yes	28.4	26.6	22.0	19.6	24.5	
YES!	41.2	21.1	17.0	13.1	23.8	
N of Valid	194	199	182	153	728	
N of Miss	59	34	22	12	127	

Table 204: If you wanted to get some cigarettes, how easy would it be for you to get some?


Response	6	8	10	12	Total	
Very hard	76.4	58.8	39.8	23.0	51.2	
Sort of hard	6.2	14.4	17.1	11.2	12.2	
Sort of easy	10.3	13.4	20.4	20.4	15.8	
Very easy	7.2	13.4	22.7	45.4	20.8	
N of Valid	195	194	181	152	722	
N of Miss	58	39	23	13	133	

Table 205: If you wanted to get some beer, wine or hard liquor (for example, vodka, whiskey, or gin), how easy would it be for you to get some?


Response	6	8	10	12	Total	
Very hard	80.8	51.0	36.5	25.7	50.0	
Sort of hard	6.2	16.0	15.5	13.2	12.6	
Sort of easy	8.8	19.1	21.0	28.3	18.8	
Very easy	4.1	13.9	27.1	32.9	18.6	
N of Valid	193	194	181	152	720	
N of Miss	60	39	23	13	135	

Table 206: If you wanted to get a drug like cocaine, LSD, or amphetamines, how easy would it be for you to get some?


Response	6	8	10	12	Total	
Very hard	94.9	82.4	71.7	58.6	78.1	
Sort of hard	3.6	7.3	16.7	24.3	12.2	
Sort of easy	1.5	5.2	5.6	11.8	5.7	
Very easy	0.0	5.2	6.1	5.3	4.0	
N of Valid	196	193	180	152	721	
N of Miss	57	40	24	13	134	

Table 207: If you wanted to get a handgun, how easy would it be for you to get one?





Response	6	8	10	12	Total	
Very hard	69.1	56.7	48.3	48.7	56.3	
Sort of hard	10.8	14.9	15.7	14.5	13.9	
Sort of easy	12.9	14.4	12.9	17.8	14.3	
Very easy	7.2	13.9	23.0	19.1	15.5	
N of Valid	194	194	178	152	718	
N of Miss	59	39	26	13	137	

Table 208: If you wanted to get some marijuana, how easy would it be for you to get some?





Response	6	8	10	12	Total	
Very hard	89.1	71.1	41.9	34.4	60.8	
Sort of hard	3.1	6.8	16.2	10.6	9.0	
Sort of easy	5.2	12.1	15.6	20.5	12.9	
Very easy	2.6	10.0	26.3	34.4	17.3	
N of Valid	192	190	179	151	712	
N of Miss	61	43	25	14	143	

Table 209: If you wanted to get prescription drugs for the purpose of getting high, how easy would it be for you to get some?





Response	6	8	10	12	Total	
Very hard	86.8	69.5	48.6	39.7	62.5	
Sort of hard	5.8	8.4	16.8	17.9	11.8	
Sort of easy	5.3	10.0	16.8	19.9	12.6	
Very easy	2.1	12.1	17.9	22.5	13.1	
N of Valid	189	190	179	151	709	
N of Miss	64	43	25	14	146	

Table 210: If you wanted to get synthetic marijuana such as K2 or chemical products such as bath salts to get high, how easy would it be for you to get some?





Response	6	8	10	12	Total	
Very hard	94.7	81.9	67.2	57.9	76.4	
Sort of hard	3.7	8.3	13.6	21.7	11.3	
Sort of easy	0.5	4.1	7.9	13.8	6.2	
Very easy	1.1	5.7	11.3	6.6	6.1	
N of Valid	187	193	177	152	709	
N of Miss	66	40	27	13	146	

Table 211: If you wanted to get steroids to use or to enhance athletic performance, how easy would it be for you to get some?





Response	6	8	10	12	Total	
Very hard	92.6	81.8	67.2	53.0	74.9	
Sort of hard	4.2	8.9	16.4	22.5	12.4	
Sort of easy	2.6	4.7	9.0	14.6	7.3	
Very easy	0.5	4.7	7.3	9.9	5.4	
N of Valid	189	192	177	151	709	
N of Miss	64	41	27	14	146	

Table 212: If you wanted to get e-cigarettes, e-cigars, or e-hookahs, how easy would it be for you to get some?





Response	6	8	10	12	Total	
Very hard	84.8	71.4	52.8	34.2	62.4	
Sort of hard	6.3	9.9	9.0	11.2	9.0	
Sort of easy	5.2	9.4	15.7	21.1	12.3	
Very easy	3.7	9.4	22.5	33.6	16.3	
N of Valid	191	192	178	152	713	
N of Miss	62	41	26	13	142	

Table 213: During the past 12 months, have you participated in any alcohol prevention programs or seen any alcohol prevention messages in your school or community? Yes, a school-based program focused on preventing underage drinking and/or drinking and driving.



Response	6	8	10	12	Total	
No	73.5	77.7	85.3	87.9	80.2	
Yes	26.5	22.3	14.7	12.1	19.8	
N of Valid	253	233	204	165	855	
N of Miss	0	0	0	0	0	

Table 214: During the past 12 months, have you participated in any alcohol prevention programs or seen any alcohol prevention messages in your school or community? Yes, a community-based program focused on preventing underage drinking and/or drinking and driving (for example, through your church or temple or through youth groups like Boys and Girls Club or 4-H).



Response	6	8	10	12	Total	
No	96.0	93.6	94.1	95.2	94.7	
Yes	4.0	6.4	5.9	4.8	5.3	
N of Valid	253	233	204	165	855	
N of Miss	0	0	0	0	0	

Table 215: During the past 12 months, have you participated in any alcohol prevention programs or seen any alcohol prevention messages in your school or community? Yes, a media campaign addressing underage drinking and/or drinking and driving (for example, newspaper ads, posters, pamphlets, radio, TV).



Response	6	8	10	12	Total	
No	93.7	94.4	92.6	94.5	93.8	
Yes	6.3	5.6	7.4	5.5	6.2	
N of Valid	253	233	204	165	855	
N of Miss	0	0	0	0	0	

Table 216: During the past 12 months, have you participated in any alcohol prevention programs or seen any alcohol prevention messages in your school or community? No



Response	6	8	10	12	Total	
No	58.1	47.6	36.3	29.1	44.4	
Yes	41.9	52.4	63.7	70.9	55.6	
N of Valid	253	233	204	165	855	
N of Miss	0	0	0	0	0	

Table 217: How wrong do your parents feel it would be for YOU to: have one or two drinks of an alcoholic beverage nearly every day?

Response	6	8	10	12	Total	
Very wrong	93.4	82.4	75.8	75.0	82.2	
Wrong	4.5	13.5	12.1	15.1	11.0	
A little bit wrong	1.5	2.6	6.0	7.9	4.3	
Not at all wrong	0.5	1.6	6.0	2.0	2.5	
N of Valid	198	193	182	152	725	
N of Miss	55	40	22	13	130	

Table 218: How wrong do your parents feel it would be for YOU to: smoke tobacco?

Response	6	8	10	12	Total	
Very wrong	93.9	86.6	80.1	70.4	83.6	
Wrong	4.6	11.3	8.8	17.1	10.1	
A little bit wrong	1.0	0.5	5.5	9.2	3.7	
Not at all wrong	0.5	1.5	5.5	3.3	2.6	
N of Valid	197	194	181	152	724	
N of Miss	56	39	23	13	131	

Table 219: How wrong do your parents feel it would be for YOU to: smoke marijuana?

Response	6	8	10	12	Total	
Very wrong	96.4	85.6	78.2	78.3	85.1	
Wrong	1.0	6.7	8.4	10.5	6.4	
A little bit wrong	1.0	5.2	6.7	6.6	4.7	
Not at all wrong	1.5	2.6	6.7	4.6	3.8	
N of Valid	194	194	179	152	719	
N of Miss	59	39	25	13	136	

Table 220: How wrong do your parents feel it would be for YOU to: use prescription drugs not prescribed to you?





Response	6	8	10	12	Total	
Very wrong	94.4	85.4	85.1	83.6	87.4	
Wrong	2.5	10.4	6.6	11.2	7.5	
A little bit wrong	1.5	1.6	2.8	3.3	2.2	
Not at all wrong	1.5	2.6	5.5	2.0	2.9	
N of Valid	197	192	181	152	722	
N of Miss	56	41	23	13	133	

Table 221: How wrong do your parents feel it would be for YOU to: steal something worth more than \$5?





Response	6	8	10	12	Total	
Very wrong	86.1	82.5	80.7	82.9	83.1	
Wrong	10.3	12.9	11.6	13.2	11.9	
A little bit wrong	2.6	2.6	5.0	3.3	3.3	
Not at all wrong	1.0	2.1	2.8	0.7	1.7	
N of Valid	194	194	181	152	721	
N of Miss	59	39	23	13	134	

Table 222: How wrong do your parents feel it would be for YOU to: draw graffiti, write things, or draw pictures on buildings or other property (without the owner's permission)?





Response	6	8	10	12	Total	
Very wrong	93.3	84.9	82.9	76.3	84.8	
Wrong	4.6	8.3	11.6	17.8	10.2	
A little bit wrong	1.5	5.2	2.8	5.3	3.6	
Not at all wrong	0.5	1.6	2.8	0.7	1.4	
N of Valid	194	192	181	152	719	
N of Miss	59	41	23	13	136	

Table 223: How wrong do your parents feel it would be for YOU to: pick a fight with someone?





Response	6	8	10	12	Total	
Very wrong	73.1	64.2	62.8	56.6	64.6	
Wrong	18.1	21.2	17.2	23.7	19.9	
A little bit wrong	5.7	9.8	15.6	16.4	11.6	
Not at all wrong	3.1	4.7	4.4	3.3	3.9	
N of Valid	193	193	180	152	718	
N of Miss	60	40	24	13	137	

Table 224: During the past 12 months, have you talked with at least one of your parents about the dangers of underage drinking and/or drinking and driving? By parents, we mean either your biological parents, adoptive parents, stepparents, or adult guardians - whether or not they live with you.



Response	6	8	10	12	Total	
No	46.2	54.7	61.7	59.3	55.2	
Yes	53.8	45.3	38.3	40.7	44.8	
N of Valid	186	190	180	150	706	
N of Miss	67	43	24	15	149	

Table 225: The rules in my family are clear.





Response	6	8	10	12	Total	
NO!	4.7	3.1	3.9	4.6	4.1	
no	4.7	4.7	6.1	8.6	5.9	
yes	23.7	37.7	40.3	36.8	34.5	
YES!	66.8	54.5	49.7	50.0	55.6	
N of Valid	190	191	181	152	714	
N of Miss	63	42	23	13	141	

Table 226: People in my family have serious arguments about the same things, and often insult or yell at each other.

Response	6	8	10	12	Total	
NO!	47.1	32.3	28.8	27.6	34.3	
no	24.6	35.4	37.9	44.1	35.0	
yes	20.3	19.3	19.8	15.8	18.9	
YES!	8.0	13.0	13.6	12.5	11.7	
N of Valid	187	192	177	152	708	
N of Miss	66	41	27	13	147	

Table 227: When I am not at home, one of my parents knows where I am and who I am with.

Response	6	8	10	12	Total	
NO!	5.2	4.1	3.4	5.3	4.5	
no	5.8	2.1	3.9	10.5	5.3	
yes	19.9	36.8	39.1	40.1	33.6	
YES!	69.1	57.0	53.6	44.1	56.6	
N of Valid	191	193	179	152	715	
N of Miss	62	40	25	13	140	

Table 228: My family has clear rules about alcohol and drug use.

Response	6	8	10	12	Total	
NO!	5.2	4.1	3.4	5.3	4.5	
no	4.7	7.7	9.0	8.6	7.4	
yes	14.1	26.8	35.4	37.5	27.8	
YES!	75.9	61.3	52.2	48.7	60.3	
N of Valid	191	194	178	152	715	
N of Miss	62	39	26	13	140	

Table 229: If you skipped school would you be caught by your parents?

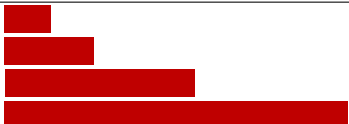
Response	6	8	10	12	Total	
NO!	6.4	4.7	3.9	5.3	5.1	
no	4.8	9.8	11.7	24.3	12.1	
yes	18.1	28.0	40.2	29.6	28.8	
YES!	70.7	57.5	44.1	40.8	54.1	
N of Valid	188	193	179	152	712	
N of Miss	65	40	25	13	143	

Table 230: My parents ask if I've gotten my homework done.

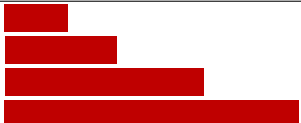
Response	6	8	10	12	Total	
NO!	5.2	5.9	7.8	13.9	7.9	
no	8.9	14.0	14.5	28.5	15.8	
yes	19.4	29.6	42.5	30.5	30.3	
YES!	66.5	50.5	35.2	27.2	46.0	
N of Valid	191	186	179	151	707	
N of Miss	62	47	25	14	148	

Table 231: Would your parents know if you did not come home on time?

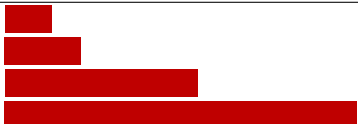
Response	6	8	10	12	Total	
NO!	4.8	3.2	5.0	7.9	5.1	
no	5.9	13.8	8.4	12.5	10.0	
yes	19.1	28.6	36.3	34.2	29.2	
YES!	70.2	54.5	50.3	45.4	55.6	
N of Valid	188	189	179	152	708	
N of Miss	65	44	25	13	147	

Table 232: Do you know how to properly dispose of leftover prescription drugs?



Response	6	8	10	12	Total	
No	76.0	65.2	61.2	55.0	64.7	
Yes	24.0	34.8	38.8	45.0	35.3	
N of Valid	175	187	178	149	689	
N of Miss	78	46	26	16	166	

Table 233: Have any of your brothers or sisters ever: drunk beer, wine or hard liquor (for example, vodka, whiskey or gin)?




Response	6	8	10	12	Total	
No	81.5	65.1	45.8	45.3	60.4	
Yes	16.4	27.4	48.6	52.0	35.0	
I don't have any brothers or sisters	2.1	7.5	5.6	2.7	4.6	
N of Valid	189	186	179	148	702	
N of Miss	64	47	25	17	153	

Table 234: Have any of your brothers or sisters ever: smoked marijuana?




Response	6	8	10	12	Total	
No	90.4	83.2	64.6	65.8	76.7	
Yes	6.9	9.7	29.8	30.2	18.4	
I don't have any brothers or sisters	2.7	7.0	5.6	4.0	4.9	
N of Valid	188	185	178	149	700	
N of Miss	65	48	26	16	155	

Table 235: Have any of your brothers or sisters ever: smoked cigarettes?




Response	6	8	10	12	Total	
No	86.6	73.7	61.2	59.1	70.8	
Yes	10.8	19.4	32.0	37.6	24.2	
I don't have any brothers or sisters	2.7	7.0	6.7	3.4	5.0	
N of Valid	186	186	178	149	699	
N of Miss	67	47	26	16	156	

Table 236: Have any of your brothers or sisters ever: taken a handgun to school?




Response	6	8	10	12	Total	
No	96.2	90.8	91.6	94.6	93.3	
Yes	1.6	2.2	2.8	2.0	2.1	
I don't have any brothers or sisters	2.2	7.0	5.6	3.4	4.6	
N of Valid	186	185	179	149	699	
N of Miss	67	48	25	16	156	

Table 237: Have any of your brothers or sisters ever: been suspended or expelled from school?




Response	6	8	10	12	Total	
No	80.3	70.8	64.0	68.9	71.2	
Yes	16.5	22.2	29.8	27.7	23.7	
I don't have any brothers or sisters	3.2	7.0	6.2	3.4	5.0	
N of Valid	188	185	178	148	699	
N of Miss	65	48	26	17	156	

Table 238: Have any of your brothers or sisters ever: used e-cigarettes, e-cigars or e-hookahs?




Response	6	8	10	12	Total	
No	89.8	79.9	69.7	62.8	76.3	
Yes	8.0	13.0	23.0	33.1	18.5	
I don't have any brothers or sisters	2.1	7.1	7.3	4.1	5.2	
N of Valid	187	184	178	148	697	
N of Miss	66	49	26	17	158	

Table 239: Have any of your brothers or sisters ever: used prescription drugs not prescribed to him/her?




Response	6	8	10	12	Total	
No	92.0	83.5	75.3	79.1	82.7	
Yes	5.3	9.3	19.1	17.6	12.5	
I don't have any brothers or sisters	2.7	7.1	5.6	3.4	4.7	
N of Valid	187	182	178	148	695	
N of Miss	66	51	26	17	160	

Table 240: Have you changed homes in the past year (the last 12 months)?



Response	6	8	10	12	Total	
No	71.1	73.9	74.4	78.7	74.3	
Yes	28.9	26.1	25.6	21.3	25.7	
N of Valid	190	184	180	150	704	
N of Miss	63	49	24	15	151	

Table 241: How many times have you changed homes since kindergarten?






Response	6	8	10	12	Total	
Never	32.4	28.4	34.8	31.5	31.8	
1 or 2 times	41.0	34.4	27.6	25.5	32.5	
3 or 4 times	15.4	18.6	22.1	14.8	17.8	
5 or 6 times	5.9	7.7	7.2	12.1	8.0	
7 or more times	5.3	10.9	8.3	16.1	9.8	
N of Valid	188	183	181	149	701	
N of Miss	65	50	23	16	154	

Table 242: Have you changed schools (including changing from elementary to middle and middle to high school) in the past year?



Response	6	8	10	12	Total	
No	60.6	71.2	72.5	84.5	71.6	
Yes	39.4	28.8	27.5	15.5	28.4	
N of Valid	180	184	178	148	690	
N of Miss	73	49	26	17	165	

Table 243: How many times have you changed schools since kindergarten (including changing from elementary to middle and middle to high school)?






Response	6	8	10	12	Total	
Never	31.2	30.6	31.5	24.2	29.6	
1 or 2 times	51.6	41.5	25.4	28.2	37.2	
3 or 4 times	9.7	15.3	26.5	18.8	17.5	
5 or 6 times	4.8	4.9	9.4	18.8	9.0	
7 or more times	2.7	7.7	7.2	10.1	6.7	
N of Valid	186	183	181	149	699	
N of Miss	67	50	23	16	156	

Table 244: Has anyone in your family ever had severe alcohol or drug problems?



Response	6	8	10	12	Total	
No	72.3	70.3	53.9	50.7	62.5	
Yes	27.7	29.7	46.1	49.3	37.5	
N of Valid	188	182	178	148	696	
N of Miss	65	51	26	17	159	

Table 245: About how many adults (over 21) have you known personally who in the past year have: used marijuana, crack, cocaine, or other drugs?






Response	6	8	10	12	Total	
0	79.7	68.2	48.6	46.9	61.7	
1	10.2	15.6	16.0	21.8	15.6	
2	2.7	4.5	11.0	12.9	7.5	
3-4	2.1	5.6	8.8	6.8	5.8	
5	5.3	6.1	15.5	11.6	9.5	
N of Valid	187	179	181	147	694	
N of Miss	66	54	23	18	161	

Table 246: About how many adults (over 21) have you known personally who in the past year have: sold or dealt drugs?






Response	6	8	10	12	Total	
0	85.1	77.2	63.5	60.3	72.2	
1	8.0	13.3	11.0	11.0	10.8	
2	2.1	3.9	12.2	14.4	7.8	
3-4	2.7	1.1	4.4	5.5	3.3	
5	2.1	4.4	8.8	8.9	5.9	
N of Valid	188	180	181	146	695	
N of Miss	65	53	23	19	160	

Table 247: About how many adults (over 21) have you known personally who in the past year have: done other things that could get them in trouble with the police, like stealing, selling stolen goods, mugging or assaulting others, etc.?






Response	6	8	10	12	Total	
0	81.6	73.3	58.3	61.2	69.2	
1	11.6	14.4	16.1	10.9	13.3	
2	2.6	3.3	8.3	10.9	6.0	
3-4	2.6	2.2	4.4	6.8	3.9	
5	1.6	6.7	12.8	10.2	7.6	
N of Valid	190	180	180	147	697	
N of Miss	63	53	24	18	158	

Table 248: About how many adults (over 21) have you known personally who in the past year have: gotten drunk or high?






Response	6	8	10	12	Total	
0	64.0	51.7	31.7	29.3	45.0	
1	17.7	16.1	21.1	11.6	16.9	
2	4.3	8.9	10.0	17.7	9.8	
3-4	3.8	8.3	10.0	12.2	8.4	
5	10.2	15.0	27.2	29.3	19.9	
N of Valid	186	180	180	147	693	
N of Miss	67	53	24	18	162	

Table 249: Have you seen or heard information about underage drinking in the past 12 months from the following sources? Radio



Response	6	8	10	12	Total	
No	58.5	53.8	58.6	52.4	56.0	
Yes	41.5	46.2	41.4	47.6	44.0	
N of Valid	188	182	181	147	698	
N of Miss	65	51	23	18	157	

Table 250: Have you seen or heard information about underage drinking in the past 12 months from the following sources? TV.



Response	6	8	10	12	Total	
No	39.3	30.6	42.5	40.4	38.1	
Yes	60.7	69.4	57.5	59.6	61.9	
N of Valid	196	180	181	146	703	
N of Miss	57	53	23	19	152	

Table 251: Have you seen or heard information about underage drinking in the past 12 months from the following sources? Print. This includes information on underage drinking you may have seen in the newspaper, on a billboard, in pamphlets, on stickers, etc.



Response	6	8	10	12	Total	
No	63.2	55.2	56.6	59.9	58.7	
Yes	36.8	44.8	43.4	40.1	41.3	
N of Valid	190	183	182	147	702	
N of Miss	63	50	22	18	153	

Table 252: Have you seen or heard information about underage drinking in the past 12 months from the following sources? Website or social media? (Facebook, Myspace, website, etc.)



Response	6	8	10	12	Total	
No	58.6	45.3	44.8	45.6	48.8	
Yes	41.4	54.7	55.2	54.4	51.2	
N of Valid	186	181	181	147	695	
N of Miss	67	52	23	18	160	

Table 253: The next questions ask about your opinions of the information you saw or heard. If you have seen or heard more than one ad, please think about your favorite ad when answering these questions. The information about underage drinking that I saw or heard was convincing.






Response	6	8	10	12	Total	
NO!	37.7	17.9	19.2	15.2	22.9	
no	8.2	15.6	19.2	22.1	16.0	
yes	14.8	27.9	31.3	36.6	27.1	
YES!	16.4	19.0	11.0	14.5	15.2	
I have not seen or heard any ads about underage drinking in the past 12 months.	23.0	19.6	19.2	11.7	18.7	
N of Valid	183	179	182	145	689	
N of Miss	70	54	22	20	166	

Table 254: The next questions ask about your opinions of the information you saw or heard. If you have seen or heard more than one ad, please think about your favorite ad when answering these questions. The information about underage drinking that I saw or heard grabbed my attention.






Response	6	8	10	12	Total	
NO!	34.3	20.4	19.6	17.9	23.3	
no	9.4	19.3	21.2	25.5	18.5	
yes	13.3	21.5	29.1	29.7	23.0	
YES!	17.7	16.0	11.2	15.9	15.2	
I have not seen or heard any ads about underage drinking in the past 12 months.	25.4	22.7	19.0	11.0	20.0	
N of Valid	181	181	179	145	686	
N of Miss	72	52	25	20	169	

Table 255: The next questions ask about your opinions of the information you saw or heard. If you have seen or heard more than one ad, please think about your favorite ad when answering these questions. The information about underage drinking that I saw or heard said something important to me.






Response	6	8	10	12	Total	
NO!	32.8	18.4	18.3	17.8	22.0	
no	9.4	20.1	25.6	26.0	20.0	
yes	11.1	20.1	23.9	28.8	20.6	
YES!	19.4	19.6	13.3	16.4	17.2	
I have not seen or heard any ads about underage drinking in the past 12 months.	27.2	21.8	18.9	11.0	20.1	
N of Valid	180	179	180	146	685	
N of Miss	73	54	24	19	170	

Table 256: The next questions ask about your opinions of the information you saw or heard. If you have seen or heard more than one ad, please think about your favorite ad when answering these questions. Seeing or hearing this information about underage drinking made me want to stop or decrease my drinking.










Response	6	8	10	12	Total	
NO!	34.1	20.8	21.8	20.0	24.3	
no	6.6	15.0	23.6	25.5	17.5	
yes	3.6	13.9	18.4	20.7	14.0	
YES!	21.0	20.8	14.9	18.6	18.8	
I have not seen or heard any ads about underage drinking in the past 12 months.	34.7	29.5	21.3	15.2	25.5	
N of Valid	167	173	174	145	659	
N of Miss	86	60	30	20	196	

Table 257: How honest were you in filling out this survey?

Response	6	8	10	12	Total	
I was very honest	79.3	76.5	80.9	77.0	78.5	
I was honest pretty much of the time	16.1	18.2	14.8	16.2	16.3	
I was honest some of the time	3.1	4.3	2.7	5.4	3.8	
I was honest once in a while	1.6	1.1	1.6	1.4	1.4	
I was not honest at all	0.0	0.0	0.0	0.0	0.0	
N of Valid	193	187	183	148	711	
N of Miss	60	46	21	17	144	