



# 2016 APNA

## Arkansas Prevention Needs Assessment Survey

**Hempstead County  
Tables**

**Arkansas Department of Human Services  
Division of Behavioral Health Services  
Prevention Services**

Conducted by International Survey Associates dba Pride Surveys





## Contents

1	INTRODUCTION	11
2	PERCENTAGE TABLES	16

## List of Tables

1	Sex	17
2	Age	17
3	Are you Hispanic or Latino?	17
4	What is your race? Black or African American	18
5	What is your race? Asian	18
6	What is your race? American Indian	18
7	What is your race? Alaska Native	18
8	What is your race? White	19
9	What is your race? Native Hawaiian or Other Pacific Islander	19
10	What is your race? Other	19
11	What is the highest level of schooling completed by your mother or father?	20
12	Think of where you live most of the time. Which of the following people live there with you? Mother	20
13	Think of where you live most of the time. Which of the following people live there with you? Stepmother	20
14	Think of where you live most of the time. Which of the following people live there with you? Foster Mother	21
15	Think of where you live most of the time. Which of the following people live there with you? Grandmother	21
16	Think of where you live most of the time. Which of the following people live there with you? Aunt	21
17	Think of where you live most of the time. Which of the following people live there with you? Father	21
18	Think of where you live most of the time. Which of the following people live there with you? Stepfather	22
19	Think of where you live most of the time. Which of the following people live there with you? Foster Father	22
20	Think of where you live most of the time. Which of the following people live there with you? Grandfather	22
21	Think of where you live most of the time. Which of the following people live there with you? Uncle	22
22	Think of where you live most of the time. Which of the following people live there with you? Other Adults	23
23	Think of where you live most of the time. Which of the following people live there with you? Brother(s)	23
24	Think of where you live most of the time. Which of the following people live there with you? Stepbrother(s)	23
25	Think of where you live most of the time. Which of the following people live there with you? Sister(s)	23
26	Think of where you live most of the time. Which of the following people live there with you? Stepsister(s)	24

27	Think of where you live most of the time. Which of the following people live there with you? Other Children . . . . .	24
28	In my school, students have lots of chances to help decide things like class activities and rules. . . . .	24
29	Teachers ask me to work on special classroom projects. . . . .	24
30	My teacher(s) notices when I am doing a good job and lets me know about it. . . . .	25
31	There are lots of chances for students in my school to get involved in sports, clubs, and other school activities outside of class. . . . .	25
32	There are lots of chances for students in my school to talk with a teacher one-on-one. . . . .	25
33	I feel safe at my school. . . . .	26
34	The school lets my parents know when I have done something well. . . . .	26
35	My teachers praise me when I work hard in school. . . . .	26
36	Are your school grades better than the grades of most students in your class? . . . . .	27
37	I have lots of chances to be part of class discussions or activities. . . . .	27
38	Now thinking back over the past year in school, how often did you: enjoy being in school? . . . . .	27
39	Now thinking back over the past year in school, how often did you: hate being in school? . . . . .	28
40	Now thinking back over the past year in school, how often did you: try to do your best work in school? . . . . .	28
41	How often do you feel that the school work you are assigned is meaningful and important? . . . . .	28
42	Putting them all together, what were your grades like last year? . . . . .	29
43	How important do you think the things you are learning in school are going to be for your later life? . . . . .	29
44	Do your parents care about your skipping or cutting school? . . . . .	29
45	During the LAST FOUR WEEKS how many whole days of school have you missed because you skipped or 'cut'? . . . . .	30
46	What are the chances you would be seen as cool if you: smoked cigarettes? . . . . .	30
47	What are the chances you would be seen as cool if you: worked hard at school? . . . . .	30
48	What are the chances you would be seen as cool if you: began drinking alcoholic beverages regularly, that is, at least once or twice a month? . . . . .	31
49	What are the chances you would be seen as cool if you: defended someone who was being bullied? . . . . .	31
50	What are the chances you would be seen as cool if you: smoked marijuana? . . . . .	31
51	What are the chances you would be seen as cool if you: carried a handgun? . . . . .	32

52	What are the chances you would be seen as cool if you: used e-cigarettes, e-cigars or e-hookahs? . . . . .	32
53	What are the chances you would be seen as cool if you: bullied someone or cyber bullied someone? . . . . .	32
54	Think of your four best friends (the friends you feel closest to). In the past year (12 months), how many of your best friends have: participated in clubs, organizations or activities at school? . . . . .	33
55	Think of your four best friends (the friends you feel closest to). In the past year (12 months), how many of your best friends have: smoked cigarettes? . . . . .	33
56	Think of your four best friends (the friends you feel closest to). In the past year (12 months), how many of your best friends have: tried beer, wine or hard liquor (for example, vodka, whiskey, or gin) when their parents didn't know about it? . . . . .	33
57	Think of your four best friends (the friends you feel closest to). In the past year (12 months), how many of your best friends have: used e-cigarettes, e-cigars, or e-hookahs? . . . . .	34
58	Think of your four best friends (the friends you feel closest to). In the past year (12 months), how many of your best friends have: used marijuana? . . . . .	34
59	Think of your four best friends (the friends you feel closest to). In the past year (12 months), how many of your best friends have: used prescription drugs or non-prescription drugs for the purpose of getting high? . . . . .	34
60	Think of your four best friends (the friends you feel closest to). In the past year (12 months), how many of your best friends have: used synthetic marijuana (K2, spice) or bath salts? . . . . .	35
61	Think of your four best friends (the friends you feel closest to). In the past year (12 months), how many of your best friends have: used LSD, cocaine, amphetamines, or other illegal drugs? . . . . .	35
62	Think of your four best friends (the friends you feel closest to). In the past year (12 months), how many of your best friends have: been bullied? . . . . .	35
63	Think of your four best friends (the friends you feel closest to). In the past year (12 months), how many of your best friends have: been suspended from school? . . . . .	36
64	Think of your four best friends (the friends you feel closest to). In the past year (12 months), how many of your best friends have: carried a handgun? . . . . .	36
65	Think of your four best friends (the friends you feel closest to). In the past year (12 months), how many of your best friends have: sold illegal drugs? . . . . .	36
66	Think of your four best friends (the friends you feel closest to). In the past year (12 months), how many of your best friends have: regularly attended religious services? . . . . .	37

67	Think of your four best friends (the friends you feel closest to). In the past year (12 months), how many of your best friends have: stolen or tried to steal a motor vehicle such as a car or motorcycle?	37
68	Think of your four best friends (the friends you feel closest to). In the past year (12 months), how many of your best friends have: been arrested?	37
69	Think of your four best friends (the friends you feel closest to). In the past year (12 months), how many of your best friends have: dropped out of school?	38
70	Think of your four best friends (the friends you feel closest to). In the past year (12 months), how many of your best friends have: been members of a gang?	38
71	How old were you when you first: smoked marijuana?	38
72	How old were you when you first: smoked a cigarette, even just a puff?	39
73	How old were you when you first: had more than a sip or two of beer, wine or hard liquor (for example, vodka, whiskey, or gin)?	39
74	How old were you when you first: began drinking alcoholic beverages regularly, that is, at least once or twice a month?	40
75	How old were you when you first: used Daztrex?	40
76	How old were you when you first: got suspended from school?	41
77	How old were you when you first: got arrested?	41
78	How old were you when you first: carried a handgun?	42
79	How old were you when you first: used e-cigarettes, e-cigars, or e-hookahs?	42
80	How old were you when you first: belonged to a gang?	43
81	How old were you when you first: used prescription drugs not prescribed to you?	43
82	How wrong do you think it is for someone your age to: take a handgun to school?	44
83	How wrong do you think it is for someone your age to: steal anything?	44
84	How wrong do you think it is for someone your age to: pick a fight with someone?	44
85	How wrong do you think it is for someone your age to: attack someone with the idea of seriously hurting them?	45
86	How wrong do you think it is for someone your age to: stay away from school all day when their parents think they are at school?	45
87	How wrong do you think it is for someone your age to: drink beer, wine or hard liquor (for example, vodka, whiskey, or gin) regularly?	45
88	How wrong do you think it is for someone your age to: smoke cigarettes?	46
89	How wrong do you think it is for someone your age to: smoke marijuana?	46

90	How wrong do you think it is for someone your age to: use prescription drugs or non-prescription drugs for the purpose of getting high?	46
91	How wrong do you think it is for someone your age to: use synthetic marijuana (K2, spice) or bath salts?	47
92	How wrong do you think it is for someone your age to: use LSD, cocaine, amphetamines or another illegal drug?	47
93	How wrong do you think it is for someone your age to: use e-cigarettes, e-cigars or e-hookahs?	47
94	At school during the past 12 months, did you receive help from the resource teacher, speech therapist or other special education teacher?	48
95	How many times in the past year (12 months) have you: been suspended from school?	48
96	How many times in the past year (12 months) have you: carried a handgun?	48
97	How many times in the past year (12 months) have you: sold illegal drugs?	49
98	How many times in the past year (12 months) have you: stolen or tried to steal a motor vehicle such as a car or motorcycle?	49
99	How many times in the past year (12 months) have you: participated in clubs, organizations or activities at school?	50
100	How many times in the past year (12 months) have you: been arrested?	50
101	How many times in the past year (12 months) have you: attacked someone with the idea of seriously hurting them?	51
102	How many times in the past year (12 months) have you: been drunk or high at school?	51
103	How many times in the past year (12 months) have you: taken a handgun to school?	52
104	Are you currently on probation, or assigned a probation officer with Juvenile Court?	52
105	Have you ever belonged to a gang?	52
106	If you have ever belonged to a gang, did that gang have a name?	53
107	You are at a party at someone's house, and one of your friends offers you a drink containing alcohol. What would you say or do?	53
108	How often do you attend religious services or activities?	53
109	I think sometimes it's okay to cheat at school.	54
110	It is important to think before you act.	54
111	Sometimes I think that life is not worth it.	54
112	At times I think I am no good at all.	55
113	All in all, I am inclined to think that I am a failure.	55
114	In the past year, have you felt depressed or sad MOST days, even if you felt okay sometimes?	55
115	It is all right to beat up people if they start the fight.	56
116	I think it is okay to take something without asking if you can get away with it.	56

117	Where do you get the most information about living a drug and alcohol free life? Parents/guardians . . . . .	56
118	Where do you get the most information about living a drug and alcohol free life? Friends . . . . .	57
119	Where do you get the most information about living a drug and alcohol free life? Family members . . . . .	57
120	Where do you get the most information about living a drug and alcohol free life? School . . . . .	57
121	Where do you get the most information about living a drug and alcohol free life? Internet . . . . .	58
122	Where do you get the most information about living a drug and alcohol free life? TV . . . . .	58
123	Where do you get the most information about living a drug and alcohol free life? Social media . . . . .	58
124	How much do you think people risk harming themselves (physically or in other ways) if they: smoked one or more packs of cigarettes per day? . . . . .	59
125	How much do you think people risk harming themselves (physically or in other ways) if they: try marijuana once or twice? . . . . .	59
126	How much do you think people risk harming themselves (physically or in other ways) if they: smoke marijuana once or twice a week? . . . . .	59
127	How much do you think people risk harming themselves (physically or in other ways) if they: take one or two drinks of an alcoholic beverage (beer, wine, liquor) nearly every day? . . . . .	60
128	How much do you think people risk harming themselves (physically or in other ways) if they: have five or more drinks of an alcoholic beverage once or twice a weekend? . . . . .	60
129	How much do you think people risk harming themselves (physically or in other ways) if they: use prescription drugs that are not prescribed to them? . . . . .	60
130	How much do you think people risk harming themselves (physically or in other ways) if they: use non-prescription drugs to get high? . . . . .	61
131	How much do you think people risk harming themselves (physically or in other ways) if they: use e-cigarettes, e-cigars, or e-hookahs? . . . . .	61
132	Have you ever used smokeless tobacco (chew, snuff, plug, dipping tobacco, or chewing tobacco)? . . . . .	61
133	How often have you used smokeless tobacco during the past 30 days? . . . . .	62
134	Have you ever smoked cigarettes? . . . . .	62
135	How frequently have you smoked cigarettes during the past 30 days? . . . . .	62
136	Which statement best describes rules about smoking inside your home or your family cars? . . . . .	63
137	Have you ever used e-cigarettes, e-cigars, or e-hookahs? . . . . .	63
138	How frequently have you used e-cigarettes, e-cigars, or e-hookahs? . . . . .	64
139	During this school year, were you taught in any of your classes about the dangers of tobacco use? . . . . .	64

140	During the past 12 months, have you participated in any community activities to discourage people your age from using cigarettes, chewing tobacco, snuff, dip or cigars, e-cigarettes, e-cigars, or e-hookahs? . . . . .	64
141	Think back over the last two weeks. How many times have you had five or more alcoholic drinks in a row? . . . . .	65
142	During the past 30 days, how many times did you ride in a car or other vehicle driven by someone who had been drinking alcohol or using drugs to get high? . . . . .	65
143	During the past 30 days, how many times did you drive a car or other vehicle when you had been drinking alcohol or using drugs to get high? . . . . .	65
144	If you drank alcohol (not just a sip or taste) in the past year, how did you usually get it? . . . . .	66
145	If you drank alcohol (not just a sip or taste) in the past year, where did you usually drink it? . . . . .	66
146	How do you feel about someone your age having one or two drinks of an alcoholic beverage nearly every day? . . . . .	67
147	On how many occasions have you had alcoholic beverages (beer, wine or hard liquor) to drink in your lifetime - more than just a few sips? . . . . .	67
148	On how many occasions have you drunk one or more drinks of an alcoholic beverage during the past 30 days? . . . . .	67
149	On how many occasions have you used marijuana (grass, pot) or hashish (hash, hash oil) in your lifetime? . . . . .	68
150	On how many occasions have you used marijuana (grass, pot) or hashish (hash, hash oil) during the past 30 days? . . . . .	68
151	On how many occasions have you used LSD or other psychedelics in your lifetime? . . . . .	68
152	On how many occasions have you used LSD or other psychedelics during the past 30 days? . . . . .	69
153	On how many occasions have you used cocaine or crack in your lifetime? . . . . .	69
154	On how many occasions have you used cocaine or crack during the past 30 days? . . . . .	69
155	On how many occasions have you sniffed glue, breathed the contents of an aerosol spray can, or inhaled other gases or sprays, in order to get high in your lifetime? . . . . .	70
156	On how many occasions have you sniffed glue, breathed the contents of an aerosol spray can, or inhaled other gases or sprays, in order to get high during the past 30 days? . . . . .	70
157	On how many occasions have you used Daztrex in your lifetime? . . . . .	71
158	On how many occasions have you used Daztrex during the past 30 days? . . . . .	71
159	On how many occasions have you used synthetic marijuana (K2, spice) in your lifetime? . . . . .	71

160	On how many occasions have you used synthetic marijuana (K2, spice) during the past 30 days? . . . . .	72
161	On how many occasions have you used methamphetamines (meth, speed, crank, crystal meth) in your lifetime? . . . . .	72
162	On how many occasions have you used methamphetamines (meth, speed, crank, crystal meth) in the past 30 days? . . . . .	72
163	On how many occasions have you used other chemical products (bath salts, plant food, etc.) in your lifetime? . . . . .	73
164	On how many occasions have you used other chemical products (bath salts, plant food, etc.) during the past 30 days? . . . . .	73
165	On how many occasions have you used heroin or other opiates in your lifetime? . . . . .	73
166	On how many occasions have you used heroin or other opiates during the past 30 days? . . . . .	74
167	On how many occasions have you used MDMA ('X', 'E', or ecstasy) in your lifetime? . . . . .	74
168	On how many occasions have you used MDMA ('X', 'E', or ecstasy) during the past 30 days? . . . . .	74
169	On how many occasions have you taken prescription drugs (such as Valium, Xanax, Ritalin, Adderall, OxyContin, Darvocet, or sleeping pills) not prescribed to you in your lifetime? . . . . .	75
170	On how many occasions have you taken prescription drugs (such as Valium, Xanax, Ritalin, Adderall, OxyContin, Darvocet, or sleeping pills) not prescribed to you during the past 30 days? . . . . .	75
171	On how many occasions have you taken non-prescription medicines such as diet pills (for example, Dietac, Dexatrim or Prolamine), stay-awake pills (for example No-Doz, Vivarin, or Wake), or cough or cold medicines (robos, DXM, etc.) to get high in your lifetime? . . . . .	76
172	On how many occasions have you taken non-prescription medicines such as diet pills (for example, Dietac, Dexatrim or Prolamine), stay-awake pills (for example No-Doz, Vivarin, or Wake), or cough or cold medicines (robos, DXM, etc.) to get high during the past 30 days? . . . . .	76
173	On how many occasions have you been drunk or very high from drinking alcoholic beverages during the past 30 days? . . . . .	77
174	On how many occasions have you drunk flavored alcoholic beverages, sometimes called 'alcopops' (like Mike's Hard Lemonade, Smirnoff Ice, Bacardi Breezers, etc.) in your lifetime? . . . . .	77
175	On how many occasions have you drunk flavored alcoholic beverages, sometimes called 'alcopops' (like Mike's Hard Lemonade, Smirnoff Ice, Bacardi Breezers, etc.) during the past 30 days? . . . . .	78
176	If you used prescription drugs or over the counter drugs without a doctor telling you to use it or for the purpose of getting high, where did you get these drugs? - Did not use . . . . .	78

177	If you used prescription drugs or over the counter drugs without a doctor telling you to use it or for the purpose of getting high, where did you get these drugs? - Bought or took from store or shop . . . . .	78
178	If you used prescription drugs or over the counter drugs without a doctor telling you to use it or for the purpose of getting high, where did you get these drugs? - Got from parents with permission . . . . .	79
179	If you used prescription drugs or over the counter drugs without a doctor telling you to use it or for the purpose of getting high, where did you get these drugs? - Got from home without permission . . . . .	79
180	If you used prescription drugs or over the counter drugs without a doctor telling you to use it or for the purpose of getting high, where did you get these drugs? - Got from relative with permission . . . . .	79
181	If you used prescription drugs or over the counter drugs without a doctor telling you to use it or for the purpose of getting high, where did you get these drugs? - Got from relative without permission . . . . .	79
182	If you used prescription drugs or over the counter drugs without a doctor telling you to use it or for the purpose of getting high, where did you get these drugs? - Got from friend's home with permission . . . . .	80
183	If you used prescription drugs or over the counter drugs without a doctor telling you to use it or for the purpose of getting high, where did you get these drugs? - Got from friend's home without permission . . . . .	80
184	If you used prescription drugs or over the counter drugs without a doctor telling you to use it or for the purpose of getting high, where did you get these drugs? - Got from friend at school . . . . .	80
185	If you used prescription drugs or over the counter drugs without a doctor telling you to use it or for the purpose of getting high, where did you get these drugs? - Got from friend at party . . . . .	80
186	If you used prescription drugs or over the counter drugs without a doctor telling you to use it or for the purpose of getting high, where did you get these drugs? - Got from friend, elsewhere . . . . .	81
187	If you used prescription drugs or over the counter drugs without a doctor telling you to use it or for the purpose of getting high, where did you get these drugs? - Got from internet sale . . . . .	81
188	During the last month, about how many marijuana cigarettes, or the equivalent, did you smoke a day, on the average? . . . . .	81
189	How wrong do your friends feel it would be for YOU to: have one or two drinks of an alcoholic beverage nearly every day? . . . . .	82
190	How wrong do your friends feel it would be for YOU to: smoke tobacco? . . . . .	82
191	How wrong do your friends feel it would be for YOU to: smoke marijuana? . . . . .	82
192	How wrong do your friends feel it would be for YOU to: use prescription drugs not prescribed to you? . . . . .	83
193	How wrong would most adults (over 21) in your neighborhood think it is for kids your age: to use marijuana? . . . . .	83

194	How wrong would most adults (over 21) in your neighborhood think it is for kids your age: to drink alcohol? . . . . .	83
195	How wrong would most adults (over 21) in your neighborhood think it is for kids your age: to smoke cigarettes? . . . . .	84
196	How much do each of the following statements describe your neighborhood? crime and/or drug selling . . . . .	84
197	How much do each of the following statements describe your neighborhood? fights . . . . .	84
198	How much do each of the following statements describe your neighborhood? lots of empty or abandoned buildings . . . . .	85
199	How much do each of the following statements describe your neighborhood? lots of graffiti . . . . .	85
200	I feel safe in my neighborhood. . . . .	85
201	If a kid smoked marijuana in your neighborhood would he or she be caught by the police? . . . . .	86
202	If a kid drank some beer, wine or hard liquor (for example, vodka, whiskey, or gin) in your neighborhood would he or she be caught by the police? . . . . .	86
203	If a kid carried a handgun in your neighborhood would he or she be caught by the police? . . . . .	86
204	If you wanted to get some cigarettes, how easy would it be for you to get some? . . . . .	87
205	If you wanted to get some beer, wine or hard liquor (for example, vodka, whiskey, or gin), how easy would it be for you to get some? . . . . .	87
206	If you wanted to get a drug like cocaine, LSD, or amphetamines, how easy would it be for you to get some? . . . . .	87
207	If you wanted to get a handgun, how easy would it be for you to get one? . . . . .	88
208	If you wanted to get some marijuana, how easy would it be for you to get some? . . . . .	88
209	If you wanted to get prescription drugs for the purpose of getting high, how easy would it be for you to get some? . . . . .	88
210	If you wanted to get synthetic marijuana such as K2 or chemical products such as bath salts to get high, how easy would it be for you to get some? . . . . .	89
211	If you wanted to get steroids to use or to enhance athletic performance, how easy would it be for you to get some? . . . . .	89
212	If you wanted to get e-cigarettes, e-cigars, or e-hookahs, how easy would it be for you to get some? . . . . .	89
213	During the past 12 months, have you participated in any alcohol prevention programs or seen any alcohol prevention messages in your school or community? Yes, a school-based program focused on preventing underage drinking and/or drinking and driving. . . . .	90

214	During the past 12 months, have you participated in any alcohol prevention programs or seen any alcohol prevention messages in your school or community? Yes, a community-based program focused on preventing underage drinking and/or drinking and driving (for example, through your church or temple or through youth groups like Boys and Girls Club or 4-H). . . . .	90
215	During the past 12 months, have you participated in any alcohol prevention programs or seen any alcohol prevention messages in your school or community? Yes, a media campaign addressing underage drinking and/or drinking and driving (for example, newspaper ads, posters, pamphlets, radio, TV). . . . .	90
216	During the past 12 months, have you participated in any alcohol prevention programs or seen any alcohol prevention messages in your school or community? No . . . . .	90
217	How wrong do your parents feel it would be for YOU to: have one or two drinks of an alcoholic beverage nearly every day? . . . . .	91
218	How wrong do your parents feel it would be for YOU to: smoke tobacco? . . . . .	91
219	How wrong do your parents feel it would be for YOU to: smoke marijuana? . . . . .	91
220	How wrong do your parents feel it would be for YOU to: use prescription drugs not prescribed to you? . . . . .	92
221	How wrong do your parents feel it would be for YOU to: steal something worth more than \$5? . . . . .	92
222	How wrong do your parents feel it would be for YOU to: draw graffiti, write things, or draw pictures on buildings or other property (without the owner's permission)? . . . . .	92
223	How wrong do your parents feel it would be for YOU to: pick a fight with someone? . . . . .	93
224	During the past 12 months, have you talked with at least one of your parents about the dangers of underage drinking and/or drinking and driving? By parents, we mean either your biological parents, adoptive parents, stepparents, or adult guardians - whether or not they live with you. . . . .	93
225	The rules in my family are clear. . . . .	93
226	People in my family have serious arguments about the same things, and often insult or yell at each other. . . . .	94
227	When I am not at home, one of my parents knows where I am and who I am with. . . . .	94
228	My family has clear rules about alcohol and drug use. . . . .	94
229	If you skipped school would you be caught by your parents? . . . . .	95
230	My parents ask if I've gotten my homework done. . . . .	95
231	Would your parents know if you did not come home on time? . . . . .	95
232	Do you know how to properly dispose of leftover prescription drugs? . . . . .	96



233	Have any of your brothers or sisters ever: drunk beer, wine or hard liquor (for example, vodka, whiskey or gin)? . . . . .	96
234	Have any of your brothers or sisters ever: smoked marijuana? . . . .	96
235	Have any of your brothers or sisters ever: smoked cigarettes? . . . .	96
236	Have any of your brothers or sisters ever: taken a handgun to school? .	97
237	Have any of your brothers or sisters ever: been suspended or expelled from school? . . . . .	97
238	Have any of your brothers or sisters ever: used e-cigarettes, e-cigars or e-hookahs? . . . . .	97
239	Have any of your brothers or sisters ever: used prescription drugs not prescribed to him/her? . . . . .	97
240	Have you changed homes in the past year (the last 12 months)? . . .	98
241	How many times have you changed homes since kindergarten? . . . .	98
242	Have you changed schools (including changing from elementary to middle and middle to high school) in the past year? . . . . .	98
243	How many times have you changed schools since kindergarten (including changing from elementary to middle and middle to high school)? . . . . .	99
244	Has anyone in your family ever had severe alcohol or drug problems? .	99
245	About how many adults (over 21) have you known personally who in the past year have: used marijuana, crack, cocaine, or other drugs? .	99
246	About how many adults (over 21) have you known personally who in the past year have: sold or dealt drugs? . . . . .	100
247	About how many adults (over 21) have you known personally who in the past year have: done other things that could get them in trouble with the police, like stealing, selling stolen goods, mugging or assaulting others, etc.? . . . .	100
248	About how many adults (over 21) have you known personally who in the past year have: gotten drunk or high? . . . . .	100
249	Have you seen or heard information about underage drinking in the past 12 months from the following sources? Radio . . . . .	101
250	Have you seen or heard information about underage drinking in the past 12 months from the following sources? TV. . . . .	101
251	Have you seen or heard information about underage drinking in the past 12 months from the following sources? Print. This includes information on underage drinking you may have seen in the newspaper, on a billboard, in pamphlets, on stickers, etc. . . . .	101
252	Have you seen or heard information about underage drinking in the past 12 months from the following sources? Website or social media? (Facebook, Myspace, website, etc.) . . . . .	101
253	The next questions ask about your opinions of the information you saw or heard. If you have seen or heard more than one ad, please think about your favorite ad when answering these questions. The information about underage drinking that I saw or heard was convincing. . . . .	102

254	The next questions ask about your opinions of the information you saw or heard. If you have seen or heard more than one ad, please think about your favorite ad when answering these questions. The information about underage drinking that I saw or heard grabbed my attention. . . . .	102
255	The next questions ask about your opinions of the information you saw or heard. If you have seen or heard more than one ad, please think about your favorite ad when answering these questions. The information about underage drinking that I saw or heard said something important to me. . . . .	102
256	The next questions ask about your opinions of the information you saw or heard. If you have seen or heard more than one ad, please think about your favorite ad when answering these questions. Seeing or hearing this information about underage drinking made me want to stop or decrease my drinking. . . . .	103
257	How honest were you in filling out this survey? . . . . .	103

List of Figures

1	Grade Chart . . . . .	12
2	Gender Chart . . . . .	13
3	Age Chart . . . . .	14
4	Ethnic Origin Chart . . . . .	15

# 1 INTRODUCTION

This report was generated from data collected on the *2016 Arkansas Prevention Needs Assessment Student Survey*. This report contains basic frequency tables of all data collected and graphs on the selected demographic variables of grade, gender, age and ethnic origin. The graph on ethnic origin is represented as a bar chart rather than as a pie chart. This is because students were allowed to mark more than one response for ethnic origin as opposed to being allowed to mark only one response. The bars represent the percent of students who marked each of the ethnic categories.

Questions regarding the information found in this report can be directed to:

**International Survey Associates dba Pride Surveys**

Mr. Jay Gleaton

2140 Newmarket Parkway

Suite 116

Marietta, GA 30067

Telephone: (800) 279-6361

Fax: (770) 726-9327

Website: <http://www.pridesurveys.com>



# Grade Chart

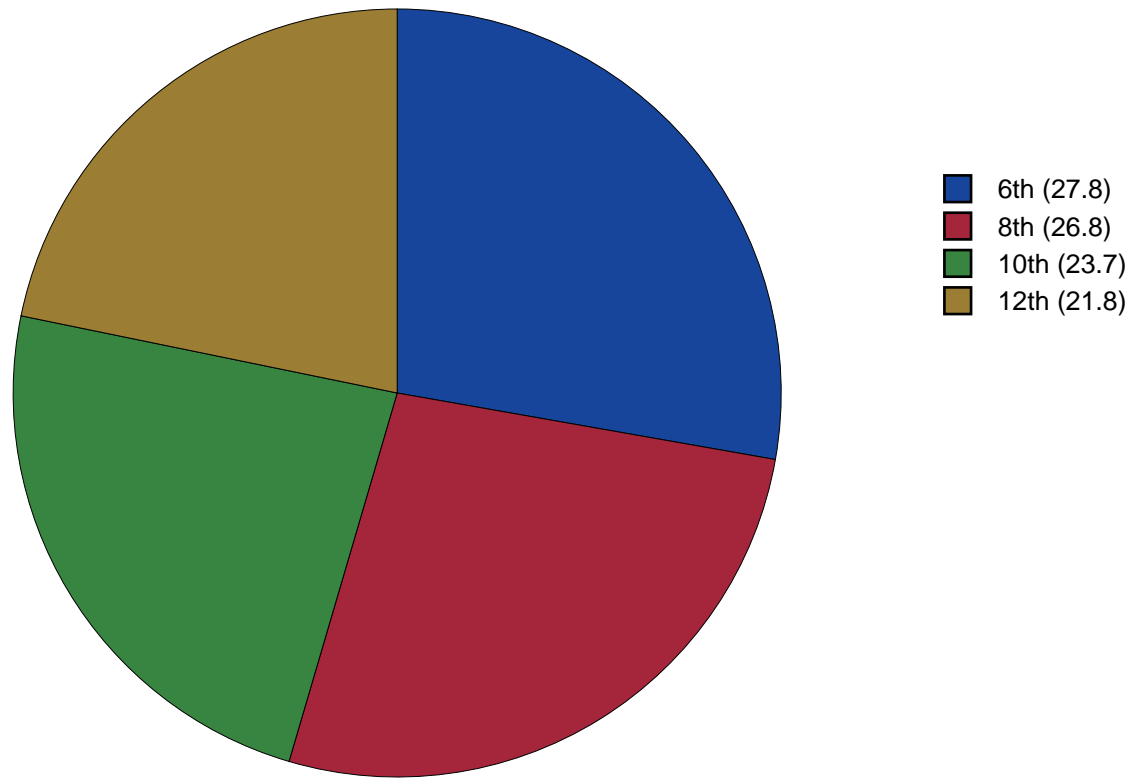


Figure 1: Grade Chart

## Gender Chart

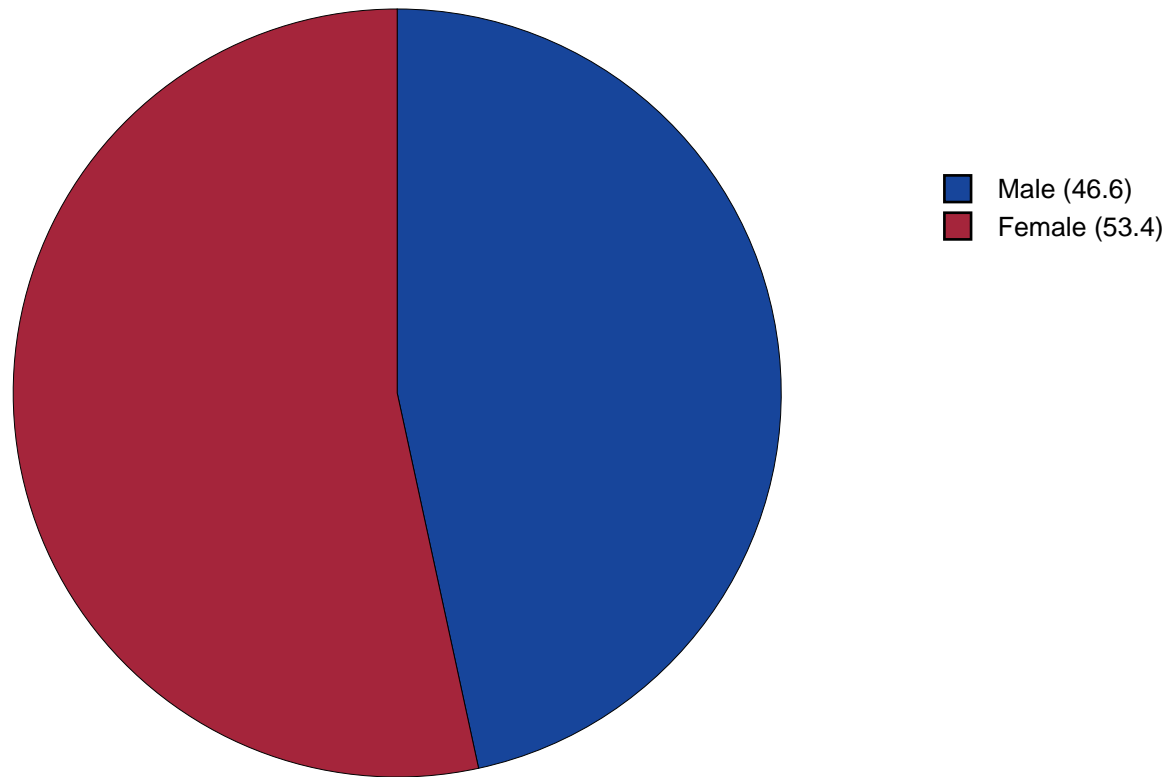


Figure 2: Gender Chart

# Age Chart

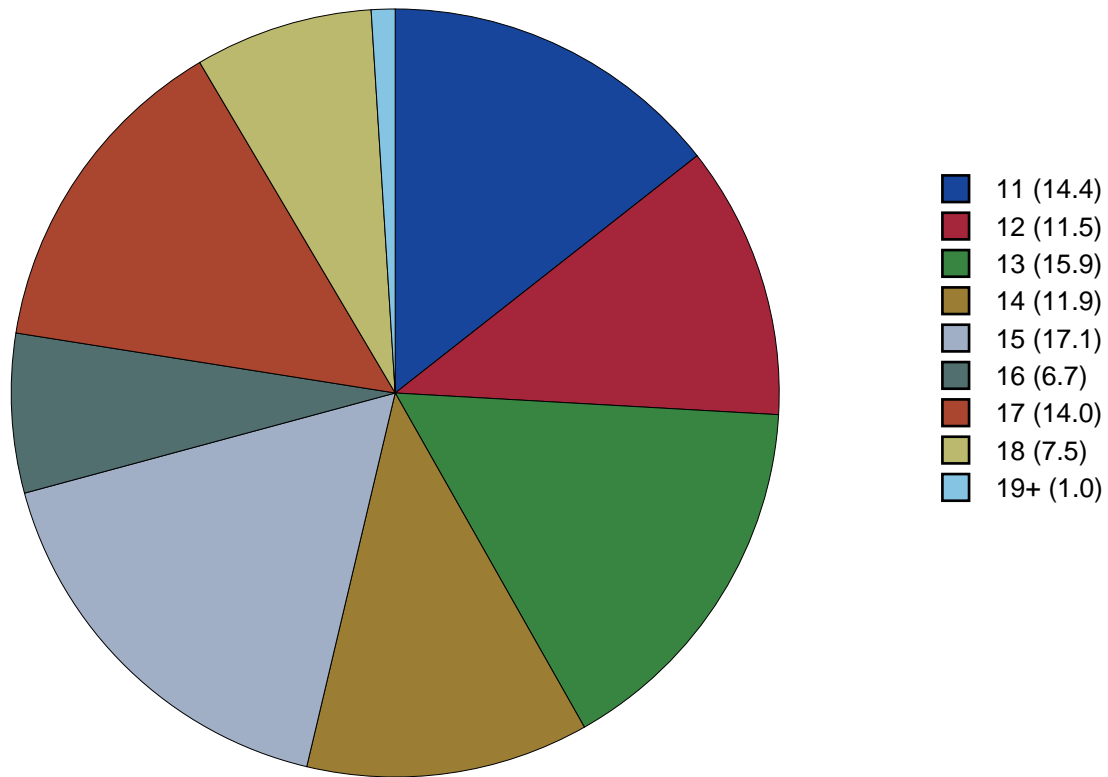


Figure 3: Age Chart



## Ethnic Origin Chart

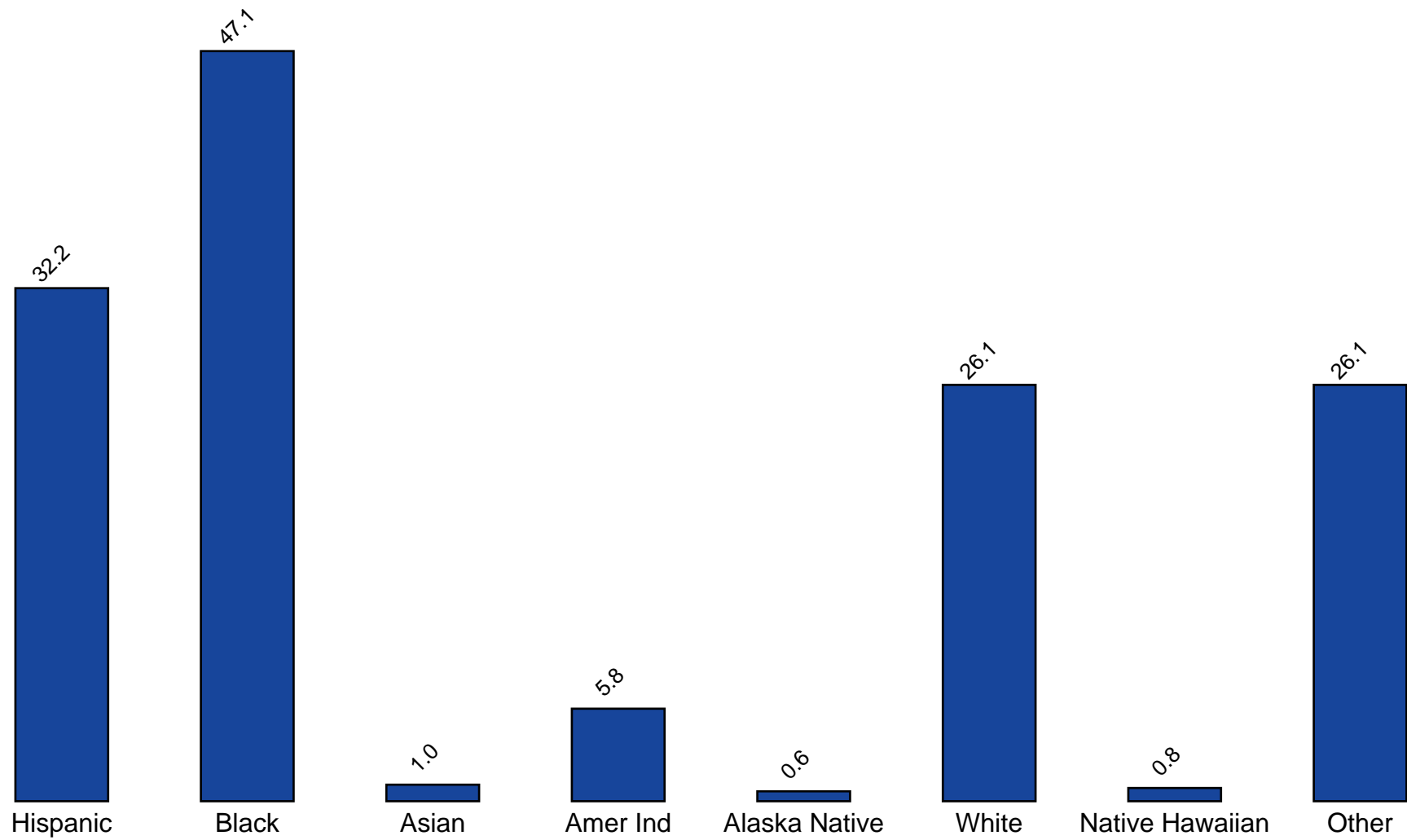


Figure 4: Ethnic Origin Chart

## 2 PERCENTAGE TABLES

The following tables contain frequency distribution detailing how your students responded to each question on the survey. The tables appear in the same order as the questions on the survey. The tables include breakdowns by grade level as well as overall percentages. The *N of Valid* row is a frequency count of the number of valid responses to each question for each grade and overall. The *N of Miss* row is a frequency count of the number of invalid (marked more than one response) or missing (i.e. did not respond) responses to each question for each grade and overall.

For the questions that allowed more than one response (i.e. race, live with, etc.) each response becomes a separate table. If a student did not mark the response, that was counted as a NO response, and if they did mark the response, that was counted as a YES response. Since a non response is a valid response for these questions, the *N of Miss* will always be zero for these questions.

Table 1: Sex

Response	6	8	10	12	Total	
Male	54.1	45.3	44.2	41.0	46.6	
Female	45.9	54.7	55.8	59.0	53.4	
N of Valid	133	128	113	105	479	
N of Miss	1	1	1	0	3	

Table 2: Age

Response	6	8	10	12	Total	
10 or younger	0.0	0.0	0.0	0.0	0.0	
11	51.9	0.0	0.0	0.0	14.4	
12	39.8	1.6	0.0	0.0	11.5	
13	8.3	50.4	0.0	0.0	15.9	
14	0.0	44.2	0.0	0.0	11.9	
15	0.0	3.9	68.1	0.0	17.1	
16	0.0	0.0	28.3	0.0	6.7	
17	0.0	0.0	3.5	60.6	14.0	
18	0.0	0.0	0.0	34.6	7.5	
19 or older	0.0	0.0	0.0	4.8	1.0	
N of Valid	133	129	113	104	479	
N of Miss	1	0	1	1	3	

Table 3: Are you Hispanic or Latino?

Response	6	8	10	12	Total	
No	68.8	65.1	65.8	72.1	67.8	
Yes	31.2	34.9	34.2	27.9	32.2	
N of Valid	128	129	114	104	475	
N of Miss	6	0	0	1	7	



Table 4: What is your race? Black or African American



Response	6	8	10	12	Total	
No	48.5	57.4	54.4	51.4	52.9	
Yes	51.5	42.6	45.6	48.6	47.1	
N of Valid	134	129	114	105	482	
N of Miss	0	0	0	0	0	

Table 5: What is your race? Asian



Response	6	8	10	12	Total	
No	97.8	99.2	99.1	100.0	99.0	
Yes	2.2	0.8	0.9	0.0	1.0	
N of Valid	134	129	114	105	482	
N of Miss	0	0	0	0	0	

Table 6: What is your race? American Indian



Response	6	8	10	12	Total	
No	92.5	94.6	93.0	97.1	94.2	
Yes	7.5	5.4	7.0	2.9	5.8	
N of Valid	134	129	114	105	482	
N of Miss	0	0	0	0	0	

Table 7: What is your race? Alaska Native



Response	6	8	10	12	Total	
No	98.5	100.0	99.1	100.0	99.4	
Yes	1.5	0.0	0.9	0.0	0.6	
N of Valid	134	129	114	105	482	
N of Miss	0	0	0	0	0	

Table 8: What is your race? White



Response	6	8	10	12	Total	
No	76.1	73.6	73.7	71.4	73.9	
Yes	23.9	26.4	26.3	28.6	26.1	
N of Valid	134	129	114	105	482	
N of Miss	0	0	0	0	0	

Table 9: What is your race? Native Hawaiian or Other Pacific Islander



Response	6	8	10	12	Total	
No	97.8	99.2	100.0	100.0	99.2	
Yes	2.2	0.8	0.0	0.0	0.8	
N of Valid	134	129	114	105	482	
N of Miss	0	0	0	0	0	

Table 10: What is your race? Other



Response	6	8	10	12	Total	
No	72.4	66.7	71.9	86.7	73.9	
Yes	27.6	33.3	28.1	13.3	26.1	
N of Valid	134	129	114	105	482	
N of Miss	0	0	0	0	0	

Table 11: What is the highest level of schooling completed by your mother or father?









Response	6	8	10	12	Total	
Completed grade school or less	0.8	2.5	1.9	3.0	1.9	
Some high school	3.0	5.0	12.0	14.9	8.2	
Completed high school	11.4	13.2	22.2	29.7	18.4	
Some college	9.8	14.0	11.1	12.9	11.9	
Completed college	21.2	12.4	24.1	11.9	17.5	
Graduate or professional school after college	4.5	7.4	2.8	4.0	4.8	
Don't know	49.2	41.3	23.1	18.8	34.4	
Does not apply	0.0	4.1	2.8	5.0	2.8	
N of Valid	132	121	108	101	462	
N of Miss	2	8	6	4	20	

Table 12: Think of where you live most of the time. Which of the following people live there with you? Mother



Response	6	8	10	12	Total	
No	11.9	11.6	16.7	17.1	14.1	
Yes	88.1	88.4	83.3	82.9	85.9	
N of Valid	134	129	114	105	482	
N of Miss	0	0	0	0	0	

Table 13: Think of where you live most of the time. Which of the following people live there with you? Stepmother



Response	6	8	10	12	Total	
No	92.5	93.8	94.7	95.2	94.0	
Yes	7.5	6.2	5.3	4.8	6.0	
N of Valid	134	129	114	105	482	
N of Miss	0	0	0	0	0	



Table 14: Think of where you live most of the time. Which of the following people live there with you? Foster Mother



Response	6	8	10	12	Total	
No	100.0	100.0	99.1	100.0	99.8	
Yes	0.0	0.0	0.9	0.0	0.2	
N of Valid	134	129	114	105	482	
N of Miss	0	0	0	0	0	

Table 15: Think of where you live most of the time. Which of the following people live there with you? Grandmother



Response	6	8	10	12	Total	
No	82.1	84.5	86.8	88.6	85.3	
Yes	17.9	15.5	13.2	11.4	14.7	
N of Valid	134	129	114	105	482	
N of Miss	0	0	0	0	0	

Table 16: Think of where you live most of the time. Which of the following people live there with you? Aunt



Response	6	8	10	12	Total	
No	90.3	94.6	94.7	99.0	94.4	
Yes	9.7	5.4	5.3	1.0	5.6	
N of Valid	134	129	114	105	482	
N of Miss	0	0	0	0	0	

Table 17: Think of where you live most of the time. Which of the following people live there with you? Father



Response	6	8	10	12	Total	
No	53.0	40.3	48.2	58.1	49.6	
Yes	47.0	59.7	51.8	41.9	50.4	
N of Valid	134	129	114	105	482	
N of Miss	0	0	0	0	0	

Table 18: Think of where you live most of the time. Which of the following people live there with you? Stepfather



Response	6	8	10	12	Total	
No	88.1	89.9	83.3	81.0	85.9	
Yes	11.9	10.1	16.7	19.0	14.1	
N of Valid	134	129	114	105	482	
N of Miss	0	0	0	0	0	

Table 19: Think of where you live most of the time. Which of the following people live there with you? Foster Father



Response	6	8	10	12	Total	
No	99.3	100.0	100.0	100.0	99.8	
Yes	0.7	0.0	0.0	0.0	0.2	
N of Valid	134	129	114	105	482	
N of Miss	0	0	0	0	0	

Table 20: Think of where you live most of the time. Which of the following people live there with you? Grandfather



Response	6	8	10	12	Total	
No	92.5	91.5	91.2	93.3	92.1	
Yes	7.5	8.5	8.8	6.7	7.9	
N of Valid	134	129	114	105	482	
N of Miss	0	0	0	0	0	

Table 21: Think of where you live most of the time. Which of the following people live there with you? Uncle



Response	6	8	10	12	Total	
No	95.5	94.6	96.5	97.1	95.9	
Yes	4.5	5.4	3.5	2.9	4.1	
N of Valid	134	129	114	105	482	
N of Miss	0	0	0	0	0	

Table 22: Think of where you live most of the time. Which of the following people live there with you? Other Adults



Response	6	8	10	12	Total	
No	98.5	97.7	98.2	98.1	98.1	
Yes	1.5	2.3	1.8	1.9	1.9	
N of Valid	134	129	114	105	482	
N of Miss	0	0	0	0	0	

Table 23: Think of where you live most of the time. Which of the following people live there with you? Brother(s)



Response	6	8	10	12	Total	
No	54.5	40.3	57.9	57.1	52.1	
Yes	45.5	59.7	42.1	42.9	47.9	
N of Valid	134	129	114	105	482	
N of Miss	0	0	0	0	0	

Table 24: Think of where you live most of the time. Which of the following people live there with you? Stepbrother(s)



Response	6	8	10	12	Total	
No	96.3	96.9	95.6	99.0	96.9	
Yes	3.7	3.1	4.4	1.0	3.1	
N of Valid	134	129	114	105	482	
N of Miss	0	0	0	0	0	

Table 25: Think of where you live most of the time. Which of the following people live there with you? Sister(s)



Response	6	8	10	12	Total	
No	56.0	55.0	52.6	61.0	56.0	
Yes	44.0	45.0	47.4	39.0	44.0	
N of Valid	134	129	114	105	482	
N of Miss	0	0	0	0	0	

Table 26: Think of where you live most of the time. Which of the following people live there with you? Stepsister(s)

Response	6	8	10	12	Total	
No	96.3	99.2	95.6	98.1	97.3	
Yes	3.7	0.8	4.4	1.9	2.7	
N of Valid	134	129	114	105	482	
N of Miss	0	0	0	0	0	

Table 27: Think of where you live most of the time. Which of the following people live there with you? Other Children

Response	6	8	10	12	Total	
No	93.3	97.7	98.2	94.3	95.9	
Yes	6.7	2.3	1.8	5.7	4.1	
N of Valid	134	129	114	105	482	
N of Miss	0	0	0	0	0	

Table 28: In my school, students have lots of chances to help decide things like class activities and rules.

Response	6	8	10	12	Total	
NO!	13.5	21.8	17.6	21.2	18.3	
no	36.1	33.9	38.9	39.4	36.9	
yes	42.9	33.1	38.0	36.5	37.7	
YES!	7.5	11.3	5.6	2.9	7.0	
N of Valid	133	124	108	104	469	
N of Miss	1	5	6	1	13	

Table 29: Teachers ask me to work on special classroom projects.

Response	6	8	10	12	Total	
NO!	12.9	12.1	6.4	12.7	11.1	
no	23.5	19.4	39.4	46.1	31.0	
yes	48.5	55.6	48.6	38.2	48.2	
YES!	15.2	12.9	5.5	2.9	9.6	
N of Valid	132	124	109	102	467	
N of Miss	2	5	5	3	15	

Table 30: My teacher(s) notices when I am doing a good job and lets me know about it.


Response	6	8	10	12	Total	
NO!	6.1	11.5	10.5	11.8	9.8	
no	26.0	20.5	18.1	30.4	23.7	
yes	41.2	45.1	53.3	42.2	45.2	
YES!	26.7	23.0	18.1	15.7	21.3	
N of Valid	131	122	105	102	460	
N of Miss	3	7	9	3	22	

Table 31: There are lots of chances for students in my school to get involved in sports, clubs, and other school activities outside of class.


Response	6	8	10	12	Total	
NO!	7.6	7.3	8.4	6.9	7.5	
no	14.4	13.7	4.7	4.0	9.7	
yes	50.0	46.8	48.6	53.5	49.6	
YES!	28.0	32.3	38.3	35.6	33.2	
N of Valid	132	124	107	101	464	
N of Miss	2	5	7	4	18	

Table 32: There are lots of chances for students in my school to talk with a teacher one-on-one.


Response	6	8	10	12	Total	
NO!	6.9	7.3	8.4	6.9	7.3	
no	14.5	23.6	36.4	20.6	23.3	
yes	52.7	46.3	43.0	56.9	49.7	
YES!	26.0	22.8	12.1	15.7	19.7	
N of Valid	131	123	107	102	463	
N of Miss	3	6	7	3	19	

Table 33: I feel safe at my school.

Response	6	8	10	12	Total	
NO!	13.8	13.7	23.4	7.7	14.6	
no	19.2	12.9	30.8	33.7	23.4	
yes	40.0	54.8	39.3	54.8	47.1	
YES!	26.9	18.5	6.5	3.8	14.8	
N of Valid	130	124	107	104	465	
N of Miss	4	5	7	1	17	

Table 34: The school lets my parents know when I have done something well.

Response	6	8	10	12	Total	
NO!	9.1	21.7	21.6	28.2	19.5	
no	30.3	30.8	47.1	52.4	39.2	
yes	42.4	32.5	23.5	17.5	30.0	
YES!	18.2	15.0	7.8	1.9	11.4	
N of Valid	132	120	102	103	457	
N of Miss	2	9	12	2	25	

Table 35: My teachers praise me when I work hard in school.

Response	6	8	10	12	Total	
NO!	18.8	20.7	15.0	23.3	19.4	
no	32.0	33.9	46.7	46.6	39.2	
yes	37.5	33.1	30.8	26.2	32.2	
YES!	11.7	12.4	7.5	3.9	9.2	
N of Valid	128	121	107	103	459	
N of Miss	6	8	7	2	23	



Table 36: Are your school grades better than the grades of most students in your class?





Response	6	8	10	12	Total	
NO!	9.9	13.2	8.4	1.9	8.7	
no	26.7	31.4	33.6	32.0	30.7	
yes	50.4	42.1	44.9	55.3	48.1	
YES!	13.0	13.2	13.1	10.7	12.6	
N of Valid	131	121	107	103	462	
N of Miss	3	8	7	2	20	

Table 37: I have lots of chances to be part of class discussions or activities.





Response	6	8	10	12	Total	
NO!	2.3	7.5	6.6	3.8	5.0	
no	15.0	18.3	24.5	16.3	18.4	
yes	51.9	56.7	53.8	67.3	57.0	
YES!	30.8	17.5	15.1	12.5	19.7	
N of Valid	133	120	106	104	463	
N of Miss	1	9	8	1	19	

Table 38: Now thinking back over the past year in school, how often did you: enjoy being in school?






Response	6	8	10	12	Total	
Never	12.0	11.9	17.5	8.8	12.5	
Seldom	15.8	13.5	12.6	14.7	14.2	
Sometimes	34.6	42.1	47.6	57.8	44.6	
Often	20.3	19.0	16.5	15.7	18.1	
Almost always	17.3	13.5	5.8	2.9	10.6	
N of Valid	133	126	103	102	464	
N of Miss	1	3	11	3	18	

Table 39: Now thinking back over the past year in school, how often did you: hate being in school?

Response	6	8	10	12	Total	
Never	15.3	8.1	1.0	2.9	7.4	
Seldom	19.8	23.4	25.2	11.8	20.2	
Sometimes	36.6	30.6	34.0	40.2	35.2	
Often	13.0	19.4	19.4	29.4	19.8	
Almost always	15.3	18.5	20.4	15.7	17.4	
N of Valid	131	124	103	102	460	
N of Miss	3	5	11	3	22	

Table 40: Now thinking back over the past year in school, how often did you: try to do your best work in school?

Response	6	8	10	12	Total	
Never	0.0	1.6	2.0	1.0	1.1	
Seldom	0.0	2.4	3.0	1.0	1.5	
Sometimes	9.8	13.7	19.8	13.6	13.9	
Often	18.0	25.0	34.7	35.0	27.3	
Almost always	72.2	57.3	40.6	49.5	56.2	
N of Valid	133	124	101	103	461	
N of Miss	1	5	13	2	21	

Table 41: How often do you feel that the school work you are assigned is meaningful and important?

Response	6	8	10	12	Total	
Never	2.3	4.0	12.1	9.0	6.4	
Seldom	10.7	14.3	17.2	30.0	17.3	
Sometimes	31.3	27.0	36.4	29.0	30.7	
Often	24.4	32.5	24.2	18.0	25.2	
Almost always	31.3	22.2	10.1	14.0	20.4	
N of Valid	131	126	99	100	456	
N of Miss	3	3	15	5	26	

Table 42: Putting them all together, what were your grades like last year?

Response	6	8	10	12	Total
Mostly F's	1.6	0.9	1.0	2.1	1.4
Mostly D's	0.8	1.7	5.2	5.2	3.0
Mostly C's	18.5	25.6	28.9	39.2	27.4
Mostly B's	54.0	46.2	37.1	43.3	45.7
Mostly A's	25.0	25.6	27.8	10.3	22.5
N of Valid	124	117	97	97	435
N of Miss	10	12	17	8	47

Table 43: How important do you think the things you are learning in school are going to be for your later life?

Response	6	8	10	12	Total
Very important	54.9	37.8	16.7	15.8	33.3
Quite important	18.8	29.1	27.5	21.8	24.2
Fairly important	23.3	19.7	33.3	25.7	25.1
Slightly important	3.0	11.8	16.7	28.7	14.0
Not at all important	0.0	1.6	5.9	7.9	3.5
N of Valid	133	127	102	101	463
N of Miss	1	2	12	4	19

Table 44: Do your parents care about your skipping or cutting school?

Response	6	8	10	12	Total
Yes	96.2	95.2	96.0	95.1	95.7
No	3.8	4.8	4.0	4.9	4.3
N of Valid	132	125	101	103	461
N of Miss	2	4	13	2	21

Table 45: During the LAST FOUR WEEKS how many whole days of school have you missed because you skipped or 'cut'?








Response	6	8	10	12	Total	
None	67.9	76.2	73.3	67.0	71.1	
1	14.9	9.5	6.9	3.9	9.3	
2	9.0	6.3	9.9	8.7	8.4	
3	3.0	1.6	3.0	11.7	4.5	
4-5	3.0	3.2	5.0	6.8	4.3	
6-10	2.2	0.8	2.0	0.0	1.3	
11 or more	0.0	2.4	0.0	1.9	1.1	
N of Valid	134	126	101	103	464	
N of Miss	0	3	13	2	18	

Table 46: What are the chances you would be seen as cool if you: smoked cigarettes?






Response	6	8	10	12	Total	
No or very little chance	82.6	82.7	69.5	76.2	78.5	
Little chance	8.3	8.7	12.6	13.9	10.5	
Some chance	3.8	3.9	9.5	3.0	4.8	
Pretty good chance	3.0	3.9	5.3	5.0	4.2	
Very good chance	2.3	0.8	3.2	2.0	2.0	
N of Valid	132	127	95	101	455	
N of Miss	2	2	19	4	27	

Table 47: What are the chances you would be seen as cool if you: worked hard at school?






Response	6	8	10	12	Total	
No or very little chance	6.9	5.6	14.4	7.9	8.4	
Little chance	8.4	9.7	10.3	11.9	9.9	
Some chance	13.7	14.5	24.7	14.9	16.6	
Pretty good chance	16.8	29.0	28.9	28.7	25.4	
Very good chance	54.2	41.1	21.6	36.6	39.7	
N of Valid	131	124	97	101	453	
N of Miss	3	5	17	4	29	

Table 48: What are the chances you would be seen as cool if you: began drinking alcoholic beverages regularly, that is, at least once or twice a month?


Response	6	8	10	12	Total	
No or very little chance	79.7	72.2	52.6	48.5	65.1	
Little chance	8.3	13.5	16.8	20.8	14.3	
Some chance	3.8	7.1	13.7	9.9	8.1	
Pretty good chance	3.8	5.6	7.4	16.8	7.9	
Very good chance	4.5	1.6	9.5	4.0	4.6	
N of Valid	133	126	95	101	455	
N of Miss	1	3	19	4	27	

Table 49: What are the chances you would be seen as cool if you: defended someone who was being bullied?

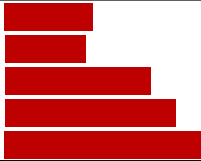
Response	6	8	10	12	Total	
No or very little chance	11.2	10.3	10.5	16.8	12.1	
Little chance	9.0	7.9	13.7	13.9	10.7	
Some chance	15.7	23.0	29.5	19.8	21.5	
Pretty good chance	22.4	27.8	27.4	25.7	25.7	
Very good chance	41.8	31.0	18.9	23.8	30.0	
N of Valid	134	126	95	101	456	
N of Miss	0	3	19	4	26	

Table 50: What are the chances you would be seen as cool if you: smoked marijuana?


Response	6	8	10	12	Total	
No or very little chance	80.3	73.8	51.1	57.0	67.3	
Little chance	7.6	8.7	9.6	12.0	9.3	
Some chance	5.3	9.5	18.1	8.0	9.7	
Pretty good chance	1.5	2.4	6.4	8.0	4.2	
Very good chance	5.3	5.6	14.9	15.0	9.5	
N of Valid	132	126	94	100	452	
N of Miss	2	3	20	5	30	

Table 51: What are the chances you would be seen as cool if you: carried a handgun?






Response	6	8	10	12	Total	
No or very little chance	73.5	74.4	72.3	75.2	73.9	
Little chance	7.6	13.6	9.6	7.9	9.7	
Some chance	8.3	3.2	9.6	10.9	7.7	
Pretty good chance	2.3	4.8	4.3	2.0	3.3	
Very good chance	8.3	4.0	4.3	4.0	5.3	
N of Valid	132	125	94	101	452	
N of Miss	2	4	20	4	30	

Table 52: What are the chances you would be seen as cool if you: used e-cigarettes, e-cigars or e-hookahs?






Response	6	8	10	12	Total	
No or very little chance	84.1	79.8	69.1	71.3	76.9	
Little chance	6.1	8.1	8.5	10.9	8.2	
Some chance	2.3	8.1	13.8	9.9	8.0	
Pretty good chance	2.3	3.2	3.2	6.9	3.8	
Very good chance	5.3	0.8	5.3	1.0	3.1	
N of Valid	132	124	94	101	451	
N of Miss	2	5	20	4	31	

Table 53: What are the chances you would be seen as cool if you: bullied someone or cyber bullied someone?






Response	6	8	10	12	Total	
No or very little chance	72.9	84.0	77.4	83.0	79.2	
Little chance	13.5	9.6	8.6	8.0	10.2	
Some chance	6.8	4.0	6.5	6.0	5.8	
Pretty good chance	3.0	1.6	3.2	2.0	2.4	
Very good chance	3.8	0.8	4.3	1.0	2.4	
N of Valid	133	125	93	100	451	
N of Miss	1	4	21	5	31	



Table 54: Think of your four best friends (the friends you feel closest to). In the past year (12 months), how many of your best friends have: participated in clubs, organizations or activities at school?






Response	6	8	10	12	Total	
0	20.3	11.3	17.0	27.3	18.7	
1	10.9	12.9	19.1	10.1	13.0	
2	18.8	21.8	14.9	23.2	19.8	
3	14.8	16.9	13.8	17.2	15.7	
4	35.2	37.1	35.1	22.2	32.8	
N of Valid	128	124	94	99	445	
N of Miss	6	5	20	6	37	

Table 55: Think of your four best friends (the friends you feel closest to). In the past year (12 months), how many of your best friends have: smoked cigarettes?






Response	6	8	10	12	Total	
0	72.7	78.4	70.7	60.0	71.0	
1	14.4	12.0	12.0	19.0	14.3	
2	9.1	8.0	10.9	10.0	9.4	
3	1.5	1.6	2.2	5.0	2.4	
4	2.3	0.0	4.3	6.0	2.9	
N of Valid	132	125	92	100	449	
N of Miss	2	4	22	5	33	

Table 56: Think of your four best friends (the friends you feel closest to). In the past year (12 months), how many of your best friends have: tried beer, wine or hard liquor (for example, vodka, whiskey, or gin) when their parents didn't know about it?






Response	6	8	10	12	Total	
0	65.6	51.6	43.0	30.0	49.1	
1	18.3	18.5	9.7	22.0	17.4	
2	9.9	14.5	16.1	16.0	13.8	
3	1.5	6.5	10.8	7.0	6.0	
4	4.6	8.9	20.4	25.0	13.6	
N of Valid	131	124	93	100	448	
N of Miss	3	5	21	5	34	

Table 57: Think of your four best friends (the friends you feel closest to). In the past year (12 months), how many of your best friends have: used e-cigarettes, e-cigars, or e-hookahs?






Response	6	8	10	12	Total	
0	84.8	89.5	83.7	68.0	82.1	
1	7.6	5.6	7.6	17.0	9.2	
2	3.8	4.0	2.2	7.0	4.2	
3	3.0	0.8	3.3	3.0	2.5	
4	0.8	0.0	3.3	5.0	2.0	
N of Valid	132	124	92	100	448	
N of Miss	2	5	22	5	34	

Table 58: Think of your four best friends (the friends you feel closest to). In the past year (12 months), how many of your best friends have: used marijuana?






Response	6	8	10	12	Total	
0	81.8	78.9	52.2	46.5	67.0	
1	9.8	11.4	20.7	14.9	13.6	
2	3.0	3.3	14.1	15.8	8.3	
3	0.8	1.6	3.3	5.9	2.7	
4	4.5	4.9	9.8	16.8	8.5	
N of Valid	132	123	92	101	448	
N of Miss	2	6	22	4	34	

Table 59: Think of your four best friends (the friends you feel closest to). In the past year (12 months), how many of your best friends have: used prescription drugs or non-prescription drugs for the purpose of getting high?






Response	6	8	10	12	Total	
0	86.5	91.9	86.8	76.2	85.7	
1	10.5	4.8	5.5	10.9	8.0	
2	0.8	0.0	4.4	9.9	3.3	
3	0.8	2.4	2.2	1.0	1.6	
4	1.5	0.8	1.1	2.0	1.3	
N of Valid	133	124	91	101	449	
N of Miss	1	5	23	4	33	

Table 60: Think of your four best friends (the friends you feel closest to). In the past year (12 months), how many of your best friends have: used synthetic marijuana (K2, spice) or bath salts?


Response	6	8	10	12	Total	
0	94.0	94.4	91.4	91.9	93.1	
1	3.0	1.6	5.4	1.0	2.7	
2	0.7	3.2	2.2	2.0	2.0	
3	0.7	0.0	0.0	3.0	0.9	
4	1.5	0.8	1.1	2.0	1.3	
N of Valid	134	124	93	99	450	
N of Miss	0	5	21	6	32	

Table 61: Think of your four best friends (the friends you feel closest to). In the past year (12 months), how many of your best friends have: used LSD, cocaine, amphetamines, or other illegal drugs?


Response	6	8	10	12	Total	
0	86.5	95.1	93.5	91.9	91.5	
1	9.0	4.1	5.4	5.1	6.1	
2	1.5	0.0	0.0	2.0	0.9	
3	1.5	0.8	1.1	1.0	1.1	
4	1.5	0.0	0.0	0.0	0.4	
N of Valid	133	122	92	99	446	
N of Miss	1	7	22	6	36	

Table 62: Think of your four best friends (the friends you feel closest to). In the past year (12 months), how many of your best friends have: been bullied?

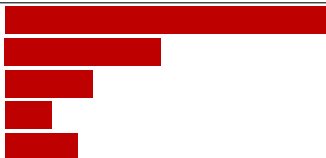
Response	6	8	10	12	Total	
0	41.4	45.1	49.5	69.7	50.3	
1	30.1	24.6	20.4	15.2	23.3	
2	9.8	16.4	12.9	8.1	11.9	
3	4.5	7.4	4.3	4.0	5.1	
4	14.3	6.6	12.9	3.0	9.4	
N of Valid	133	122	93	99	447	
N of Miss	1	7	21	6	35	

Table 63: Think of your four best friends (the friends you feel closest to). In the past year (12 months), how many of your best friends have: been suspended from school?






Response	6	8	10	12	Total	
0	46.2	43.9	47.8	70.7	51.3	
1	17.4	22.8	19.6	14.1	18.6	
2	11.4	11.4	13.0	9.1	11.2	
3	7.6	11.4	4.3	4.0	7.2	
4	17.4	10.6	15.2	2.0	11.7	
N of Valid	132	123	92	99	446	
N of Miss	2	6	22	6	36	

Table 64: Think of your four best friends (the friends you feel closest to). In the past year (12 months), how many of your best friends have: carried a handgun?






Response	6	8	10	12	Total	
0	81.7	85.5	86.0	87.9	85.0	
1	8.4	9.7	6.5	6.1	7.8	
2	3.1	0.0	3.2	5.1	2.7	
3	1.5	1.6	2.2	1.0	1.6	
4	5.3	3.2	2.2	0.0	2.9	
N of Valid	131	124	93	99	447	
N of Miss	3	5	21	6	35	

Table 65: Think of your four best friends (the friends you feel closest to). In the past year (12 months), how many of your best friends have: sold illegal drugs?






Response	6	8	10	12	Total	
0	89.4	95.9	90.4	83.8	90.1	
1	6.8	3.3	5.3	11.1	6.5	
2	3.0	0.0	3.2	2.0	2.0	
3	0.8	0.0	0.0	3.0	0.9	
4	0.0	0.8	1.1	0.0	0.4	
N of Valid	132	121	94	99	446	
N of Miss	2	8	20	6	36	

Table 66: Think of your four best friends (the friends you feel closest to). In the past year (12 months), how many of your best friends have: regularly attended religious services?






Response	6	8	10	12	Total	
0	35.7	37.0	29.7	36.0	34.9	
1	10.9	6.7	17.6	25.0	14.4	
2	9.3	21.8	13.2	22.0	16.4	
3	8.5	10.9	20.9	7.0	11.4	
4	35.7	23.5	18.7	10.0	23.0	
N of Valid	129	119	91	100	439	
N of Miss	5	10	23	5	43	

Table 67: Think of your four best friends (the friends you feel closest to). In the past year (12 months), how many of your best friends have: stolen or tried to steal a motor vehicle such as a car or motorcycle?






Response	6	8	10	12	Total	
0	89.5	94.3	90.2	95.1	92.2	
1	4.5	4.1	4.3	2.0	3.8	
2	2.3	0.0	3.3	2.0	1.8	
3	0.8	0.0	0.0	1.0	0.4	
4	3.0	1.6	2.2	0.0	1.8	
N of Valid	133	123	92	102	450	
N of Miss	1	6	22	3	32	

Table 68: Think of your four best friends (the friends you feel closest to). In the past year (12 months), how many of your best friends have: been arrested?






Response	6	8	10	12	Total	
0	78.0	81.3	84.8	85.3	82.0	
1	14.4	8.1	9.8	8.8	10.5	
2	2.3	4.9	3.3	2.0	3.1	
3	3.8	1.6	0.0	3.9	2.4	
4	1.5	4.1	2.2	0.0	2.0	
N of Valid	132	123	92	102	449	
N of Miss	2	6	22	3	33	

Table 69: Think of your four best friends (the friends you feel closest to). In the past year (12 months), how many of your best friends have: dropped out of school?






Response	6	8	10	12	Total	
0	96.2	96.7	87.9	82.0	91.5	
1	2.3	1.6	5.5	13.0	5.2	
2	0.8	0.8	3.3	5.0	2.2	
3	0.8	0.8	1.1	0.0	0.7	
4	0.0	0.0	2.2	0.0	0.4	
N of Valid	132	123	91	100	446	
N of Miss	2	6	23	5	36	

Table 70: Think of your four best friends (the friends you feel closest to). In the past year (12 months), how many of your best friends have: been members of a gang?






Response	6	8	10	12	Total	
0	77.3	87.0	90.1	89.1	85.2	
1	11.4	6.5	4.4	5.0	7.2	
2	0.0	0.0	1.1	1.0	0.4	
3	3.0	0.0	1.1	1.0	1.3	
4	8.3	6.5	3.3	4.0	5.8	
N of Valid	132	123	91	101	447	
N of Miss	2	6	23	4	35	

Table 71: How old were you when you first: smoked marijuana?










Response	6	8	10	12	Total	
Never	91.7	91.8	70.8	64.0	81.2	
10 or younger	3.0	2.5	1.0	0.0	1.8	
11	3.8	0.0	4.2	0.0	2.0	
12	1.5	2.5	3.1	3.0	2.4	
13	0.0	0.8	4.2	7.0	2.7	
14	0.0	2.5	10.4	5.0	4.0	
15	0.0	0.0	5.2	4.0	2.0	
16	0.0	0.0	1.0	10.0	2.4	
17 or older	0.0	0.0	0.0	7.0	1.6	
N of Valid	133	122	96	100	451	
N of Miss	1	7	18	5	31	



Table 72: How old were you when you first: smoked a cigarette, even just a puff?










Response	6	8	10	12	Total	
Never	83.3	78.5	64.9	63.4	73.7	
10 or younger	9.8	6.6	9.6	4.0	7.6	
11	6.1	3.3	4.3	1.0	3.8	
12	0.8	6.6	3.2	5.0	3.8	
13	0.0	1.7	5.3	6.9	3.1	
14	0.0	3.3	7.4	6.9	4.0	
15	0.0	0.0	4.3	3.0	1.6	
16	0.0	0.0	1.1	5.0	1.3	
17 or older	0.0	0.0	0.0	5.0	1.1	
N of Valid	132	121	94	101	448	
N of Miss	2	8	20	4	34	

Table 73: How old were you when you first: had more than a sip or two of beer, wine or hard liquor (for example, vodka, whiskey, or gin)?










Response	6	8	10	12	Total	
Never	73.8	58.2	43.6	34.3	54.4	
10 or younger	16.9	11.5	7.4	9.1	11.7	
11	8.5	6.6	3.2	3.0	5.6	
12	0.8	8.2	2.1	1.0	3.1	
13	0.0	11.5	13.8	10.1	8.3	
14	0.0	4.1	12.8	7.1	5.4	
15	0.0	0.0	12.8	14.1	5.8	
16	0.0	0.0	4.3	13.1	3.8	
17 or older	0.0	0.0	0.0	8.1	1.8	
N of Valid	130	122	94	99	445	
N of Miss	4	7	20	6	37	

Table 74: How old were you when you first: began drinking alcoholic beverages regularly, that is, at least once or twice a month?










Response	6	8	10	12	Total	
Never	94.6	91.7	76.6	70.0	84.5	
10 or younger	0.8	0.8	2.1	2.0	1.3	
11	3.8	0.8	2.1	0.0	1.8	
12	0.8	2.5	0.0	2.0	1.3	
13	0.0	2.5	5.3	1.0	2.0	
14	0.0	1.7	7.4	4.0	2.9	
15	0.0	0.0	4.3	4.0	1.8	
16	0.0	0.0	2.1	10.0	2.7	
17 or older	0.0	0.0	0.0	7.0	1.6	
N of Valid	130	121	94	100	445	
N of Miss	4	8	20	5	37	

Table 75: How old were you when you first: used Daztrex?


Response	6	8	10	12	Total	
Never	100.0	100.0	100.0	100.0	100.0	
10 or younger	0.0	0.0	0.0	0.0	0.0	
11	0.0	0.0	0.0	0.0	0.0	
12	0.0	0.0	0.0	0.0	0.0	
13	0.0	0.0	0.0	0.0	0.0	
14	0.0	0.0	0.0	0.0	0.0	
15	0.0	0.0	0.0	0.0	0.0	
16	0.0	0.0	0.0	0.0	0.0	
17 or older	0.0	0.0	0.0	0.0	0.0	
N of Valid	129	120	91	99	439	
N of Miss	5	9	23	6	43	

Table 76: How old were you when you first: got suspended from school?










Response	6	8	10	12	Total	
Never	53.8	59.0	62.6	63.0	59.1	
10 or younger	29.2	14.8	15.4	10.0	18.1	
11	13.8	9.0	2.2	4.0	7.9	
12	2.3	11.5	4.4	5.0	5.9	
13	0.0	4.9	7.7	4.0	3.8	
14	0.0	0.8	2.2	5.0	1.8	
15	0.0	0.0	5.5	6.0	2.5	
16	0.8	0.0	0.0	2.0	0.7	
17 or older	0.0	0.0	0.0	1.0	0.2	
N of Valid	130	122	91	100	443	
N of Miss	4	7	23	5	39	

Table 77: How old were you when you first: got arrested?










Response	6	8	10	12	Total	
Never	89.3	95.9	95.7	94.9	93.7	
10 or younger	3.1	0.0	0.0	0.0	0.9	
11	5.3	2.5	1.1	0.0	2.5	
12	1.5	1.7	1.1	0.0	1.1	
13	0.8	0.0	0.0	0.0	0.2	
14	0.0	0.0	1.1	1.0	0.5	
15	0.0	0.0	0.0	1.0	0.2	
16	0.0	0.0	1.1	2.0	0.7	
17 or older	0.0	0.0	0.0	1.0	0.2	
N of Valid	131	121	92	99	443	
N of Miss	3	8	22	6	39	

Table 78: How old were you when you first: carried a handgun?









Response	6	8	10	12	Total	
Never	86.2	90.0	93.5	93.0	90.3	
10 or younger	5.4	2.5	1.1	2.0	2.9	
11	4.6	1.7	1.1	0.0	2.0	
12	3.8	3.3	0.0	1.0	2.3	
13	0.0	2.5	0.0	0.0	0.7	
14	0.0	0.0	0.0	0.0	0.0	
15	0.0	0.0	3.3	0.0	0.7	
16	0.0	0.0	1.1	0.0	0.2	
17 or older	0.0	0.0	0.0	4.0	0.9	
N of Valid	130	120	92	100	442	
N of Miss	4	9	22	5	40	

Table 79: How old were you when you first: used e-cigarettes, e-cigars, or e-hookahs?










Response	6	8	10	12	Total	
Never	95.4	90.9	85.9	80.0	88.7	
10 or younger	3.1	1.7	0.0	0.0	1.4	
11	0.8	1.7	0.0	0.0	0.7	
12	0.8	2.5	1.1	0.0	1.1	
13	0.0	2.5	2.2	1.0	1.4	
14	0.0	0.8	4.3	3.0	1.8	
15	0.0	0.0	6.5	6.0	2.7	
16	0.0	0.0	0.0	6.0	1.4	
17 or older	0.0	0.0	0.0	4.0	0.9	
N of Valid	131	121	92	100	444	
N of Miss	3	8	22	5	38	

Table 80: How old were you when you first: belonged to a gang?









Response	6	8	10	12	Total	
Never	86.4	94.2	95.7	96.0	92.6	
10 or younger	6.8	0.8	0.0	1.0	2.5	
11	3.8	1.7	1.1	0.0	1.8	
12	3.0	0.0	0.0	0.0	0.9	
13	0.0	1.7	1.1	1.0	0.9	
14	0.0	1.7	0.0	0.0	0.5	
15	0.0	0.0	1.1	0.0	0.2	
16	0.0	0.0	1.1	2.0	0.7	
17 or older	0.0	0.0	0.0	0.0	0.0	
N of Valid	132	120	92	99	443	
N of Miss	2	9	22	6	39	

Table 81: How old were you when you first: used prescription drugs not prescribed to you?










Response	6	8	10	12	Total	
Never	96.2	95.9	91.4	89.0	93.5	
10 or younger	2.3	0.8	1.1	1.0	1.3	
11	0.8	0.8	1.1	0.0	0.7	
12	0.8	0.0	1.1	1.0	0.7	
13	0.0	1.7	1.1	1.0	0.9	
14	0.0	0.8	2.2	0.0	0.7	
15	0.0	0.0	2.2	3.0	1.1	
16	0.0	0.0	0.0	4.0	0.9	
17 or older	0.0	0.0	0.0	1.0	0.2	
N of Valid	131	121	93	100	445	
N of Miss	3	8	21	5	37	

Table 82: How wrong do you think it is for someone your age to: take a handgun to school?





Response	6	8	10	12	Total	
Very wrong	78.8	83.6	87.2	89.2	84.2	
Wrong	15.9	9.8	8.1	4.9	10.2	
A little bit wrong	3.8	5.7	2.3	4.9	4.3	
Not at all wrong	1.5	0.8	2.3	1.0	1.4	
N of Valid	132	122	86	102	442	
N of Miss	2	7	28	3	40	

Table 83: How wrong do you think it is for someone your age to: steal anything?





Response	6	8	10	12	Total	
Very wrong	57.7	56.2	61.2	68.6	60.5	
Wrong	30.8	34.7	28.2	22.5	29.5	
A little bit wrong	10.0	7.4	8.2	7.8	8.4	
Not at all wrong	1.5	1.7	2.4	1.0	1.6	
N of Valid	130	121	85	102	438	
N of Miss	4	8	29	3	44	

Table 84: How wrong do you think it is for someone your age to: pick a fight with someone?





Response	6	8	10	12	Total	
Very wrong	50.0	44.5	47.6	61.8	50.8	
Wrong	24.6	31.9	28.6	26.5	27.8	
A little bit wrong	18.5	20.2	19.0	8.8	16.8	
Not at all wrong	6.9	3.4	4.8	2.9	4.6	
N of Valid	130	119	84	102	435	
N of Miss	4	10	30	3	47	

Table 85: How wrong do you think it is for someone your age to: attack someone with the idea of seriously hurting them?


Response	6	8	10	12	Total	
Very wrong	86.2	75.8	69.4	71.3	76.6	
Wrong	9.2	15.0	20.0	20.8	15.6	
A little bit wrong	2.3	6.7	8.2	7.9	6.0	
Not at all wrong	2.3	2.5	2.4	0.0	1.8	
N of Valid	130	120	85	101	436	
N of Miss	4	9	29	4	46	

Table 86: How wrong do you think it is for someone your age to: stay away from school all day when their parents think they are at school?


Response	6	8	10	12	Total	
Very wrong	76.3	65.3	51.9	61.0	65.1	
Wrong	15.3	26.4	30.9	25.0	23.6	
A little bit wrong	6.1	5.8	16.0	11.0	9.0	
Not at all wrong	2.3	2.5	1.2	3.0	2.3	
N of Valid	131	121	81	100	433	
N of Miss	3	8	33	5	49	

Table 87: How wrong do you think it is for someone your age to: drink beer, wine or hard liquor (for example, vodka, whiskey, or gin) regularly?

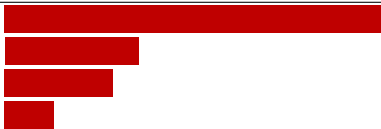
Response	6	8	10	12	Total	
Very wrong	79.2	60.0	48.1	43.6	59.7	
Wrong	10.8	22.5	22.2	24.8	19.4	
A little bit wrong	5.4	15.8	23.5	20.8	15.3	
Not at all wrong	4.6	1.7	6.2	10.9	5.6	
N of Valid	130	120	81	101	432	
N of Miss	4	9	33	4	50	



Table 88: How wrong do you think it is for someone your age to: smoke cigarettes?

Response	6	8	10	12	Total	
Very wrong	75.4	68.1	65.4	58.0	67.4	
Wrong	16.2	21.8	19.8	23.0	20.0	
A little bit wrong	4.6	9.2	9.9	13.0	8.8	
Not at all wrong	3.8	0.8	4.9	6.0	3.7	
N of Valid	130	119	81	100	430	
N of Miss	4	10	33	5	52	

Table 89: How wrong do you think it is for someone your age to: smoke marijuana?

Response	6	8	10	12	Total	
Very wrong	78.9	70.8	66.7	49.5	67.5	
Wrong	13.3	17.5	12.3	15.2	14.7	
A little bit wrong	3.9	6.7	13.6	14.1	8.9	
Not at all wrong	3.9	5.0	7.4	21.2	8.9	
N of Valid	128	120	81	99	428	
N of Miss	6	9	33	6	54	

Table 90: How wrong do you think it is for someone your age to: use prescription drugs or non-prescription drugs for the purpose of getting high?

Response	6	8	10	12	Total	
Very wrong	85.4	86.7	92.6	78.6	85.5	
Wrong	8.5	10.0	4.9	16.3	10.0	
A little bit wrong	3.8	2.5	1.2	2.0	2.6	
Not at all wrong	2.3	0.8	1.2	3.1	1.9	
N of Valid	130	120	81	98	429	
N of Miss	4	9	33	7	53	

Table 91: How wrong do you think it is for someone your age to: use synthetic marijuana (K2, spice) or bath salts?

Response	6	8	10	12	Total	
Very wrong	87.6	89.7	93.8	86.7	89.2	
Wrong	8.5	6.8	4.9	10.2	7.8	
A little bit wrong	1.6	2.6	1.2	1.0	1.6	
Not at all wrong	2.3	0.9	0.0	2.0	1.4	
N of Valid	129	117	81	98	425	
N of Miss	5	12	33	7	57	

Table 92: How wrong do you think it is for someone your age to: use LSD, cocaine, amphetamines or another illegal drug?

Response	6	8	10	12	Total	
Very wrong	87.7	90.7	95.0	87.8	89.9	
Wrong	7.7	7.6	3.8	8.2	7.0	
A little bit wrong	1.5	0.8	1.2	2.0	1.4	
Not at all wrong	3.1	0.8	0.0	2.0	1.6	
N of Valid	130	118	80	98	426	
N of Miss	4	11	34	7	56	

Table 93: How wrong do you think it is for someone your age to: use e-cigarettes, e-cigars or e-hookahs?

Response	6	8	10	12	Total	
Very wrong	86.0	73.1	73.8	66.3	75.6	
Wrong	8.5	16.0	11.2	12.2	12.0	
A little bit wrong	2.3	8.4	12.5	11.2	8.0	
Not at all wrong	3.1	2.5	2.5	10.2	4.5	
N of Valid	129	119	80	98	426	
N of Miss	5	10	34	7	56	

Table 94: At school during the past 12 months, did you receive help from the resource teacher, speech therapist or other special education teacher?



Response	6	8	10	12	Total	
No	72.7	77.5	86.1	91.1	80.5	
Yes	27.3	22.5	13.9	8.9	19.5	
N of Valid	121	102	72	79	374	
N of Miss	13	27	42	26	108	

Table 95: How many times in the past year (12 months) have you: been suspended from school?








Response	6	8	10	12	Total	
Never	64.9	75.4	79.7	90.7	76.5	
1 to 2 times	22.9	18.9	15.2	4.1	16.1	
3 to 5 times	4.6	4.1	1.3	5.2	4.0	
6 to 9 times	2.3	0.0	3.8	0.0	1.4	
10 to 19 times	3.8	1.6	0.0	0.0	1.6	
20 to 29 times	0.8	0.0	0.0	0.0	0.2	
30 to 39 times	0.0	0.0	0.0	0.0	0.0	
40+ times	0.8	0.0	0.0	0.0	0.2	
N of Valid	131	122	79	97	429	
N of Miss	3	7	35	8	53	

Table 96: How many times in the past year (12 months) have you: carried a handgun?







Response	6	8	10	12	Total	
Never	83.8	91.7	96.1	94.8	90.8	
1 to 2 times	9.2	3.3	2.6	3.1	5.0	
3 to 5 times	3.8	2.5	0.0	1.0	2.1	
6 to 9 times	0.0	0.8	0.0	0.0	0.2	
10 to 19 times	0.0	0.0	0.0	0.0	0.0	
20 to 29 times	0.0	0.8	1.3	0.0	0.5	
30 to 39 times	0.0	0.0	0.0	0.0	0.0	
40+ times	3.1	0.8	0.0	1.0	1.4	
N of Valid	130	120	77	97	424	
N of Miss	4	9	37	8	58	

Table 97: How many times in the past year (12 months) have you: sold illegal drugs?







Response	6	8	10	12	Total	
Never	94.6	99.2	98.7	94.9	96.7	
1 to 2 times	0.8	0.0	1.3	2.0	0.9	
3 to 5 times	3.8	0.0	0.0	0.0	1.2	
6 to 9 times	0.8	0.0	0.0	1.0	0.5	
10 to 19 times	0.0	0.0	0.0	1.0	0.2	
20 to 29 times	0.0	0.0	0.0	0.0	0.0	
30 to 39 times	0.0	0.0	0.0	0.0	0.0	
40+ times	0.0	0.8	0.0	1.0	0.5	
N of Valid	130	120	75	98	423	
N of Miss	4	9	39	7	59	

Table 98: How many times in the past year (12 months) have you: stolen or tried to steal a motor vehicle such as a car or motorcycle?





Response	6	8	10	12	Total	
Never	97.7	98.3	100.0	98.0	98.4	
1 to 2 times	1.6	0.8	0.0	2.0	1.2	
3 to 5 times	0.0	0.0	0.0	0.0	0.0	
6 to 9 times	0.8	0.0	0.0	0.0	0.2	
10 to 19 times	0.0	0.0	0.0	0.0	0.0	
20 to 29 times	0.0	0.0	0.0	0.0	0.0	
30 to 39 times	0.0	0.0	0.0	0.0	0.0	
40+ times	0.0	0.8	0.0	0.0	0.2	
N of Valid	128	121	78	98	425	
N of Miss	6	8	36	7	57	

Table 99: How many times in the past year (12 months) have you: participated in clubs, organizations or activities at school?









Response	6	8	10	12	Total	
Never	31.5	27.0	32.9	50.0	34.7	
1 to 2 times	27.7	22.1	21.5	13.5	21.8	
3 to 5 times	17.7	19.7	13.9	8.3	15.5	
6 to 9 times	7.7	10.7	10.1	4.2	8.2	
10 to 19 times	4.6	5.7	11.4	4.2	6.1	
20 to 29 times	1.5	3.3	0.0	4.2	2.3	
30 to 39 times	1.5	0.0	1.3	2.1	1.2	
40+ times	7.7	11.5	8.9	13.5	10.3	
N of Valid	130	122	79	96	427	
N of Miss	4	7	35	9	55	

Table 100: How many times in the past year (12 months) have you: been arrested?




Response	6	8	10	12	Total	
Never	90.8	95.0	98.7	97.9	95.0	
1 to 2 times	6.9	2.5	1.3	2.1	3.5	
3 to 5 times	2.3	2.5	0.0	0.0	1.4	
6 to 9 times	0.0	0.0	0.0	0.0	0.0	
10 to 19 times	0.0	0.0	0.0	0.0	0.0	
20 to 29 times	0.0	0.0	0.0	0.0	0.0	
30 to 39 times	0.0	0.0	0.0	0.0	0.0	
40+ times	0.0	0.0	0.0	0.0	0.0	
N of Valid	130	120	77	96	423	
N of Miss	4	9	37	9	59	

Table 101: How many times in the past year (12 months) have you: attacked someone with the idea of seriously hurting them?


Response	6	8	10	12	Total	
Never	86.3	91.0	86.1	87.6	87.9	
1 to 2 times	6.1	5.7	8.9	8.2	7.0	
3 to 5 times	3.1	2.5	5.1	2.1	3.0	
6 to 9 times	2.3	0.0	0.0	1.0	0.9	
10 to 19 times	0.8	0.0	0.0	0.0	0.2	
20 to 29 times	0.0	0.0	0.0	1.0	0.2	
30 to 39 times	0.8	0.0	0.0	0.0	0.2	
40+ times	0.8	0.8	0.0	0.0	0.5	
N of Valid	131	122	79	97	429	
N of Miss	3	7	35	8	53	

Table 102: How many times in the past year (12 months) have you: been drunk or high at school?


Response	6	8	10	12	Total	
Never	91.6	92.6	91.0	90.5	91.5	
1 to 2 times	6.9	5.0	5.1	3.2	5.2	
3 to 5 times	0.0	0.8	1.3	3.2	1.2	
6 to 9 times	0.8	0.8	0.0	1.1	0.7	
10 to 19 times	0.0	0.0	0.0	0.0	0.0	
20 to 29 times	0.8	0.0	2.6	1.1	0.9	
30 to 39 times	0.0	0.0	0.0	0.0	0.0	
40+ times	0.0	0.8	0.0	1.1	0.5	
N of Valid	131	121	78	95	425	
N of Miss	3	8	36	10	57	

Table 103: How many times in the past year (12 months) have you: taken a handgun to school?

Response	6	8	10	12	Total	
Never	97.7	99.2	100.0	99.0	98.8	
1 to 2 times	2.3	0.0	0.0	1.0	1.0	
3 to 5 times	0.0	0.0	0.0	0.0	0.0	
6 to 9 times	0.0	0.0	0.0	0.0	0.0	
10 to 19 times	0.0	0.0	0.0	0.0	0.0	
20 to 29 times	0.0	0.0	0.0	0.0	0.0	
30 to 39 times	0.0	0.0	0.0	0.0	0.0	
40+ times	0.0	0.8	0.0	0.0	0.2	
N of Valid	129	120	75	97	421	
N of Miss	5	9	39	8	61	

Table 104: Are you currently on probation, or assigned a probation officer with Juvenile Court?

Response	6	8	10	12	Total	
No	85.4	97.2	100.0	98.8	94.3	
Yes	14.6	2.8	0.0	1.2	5.7	
N of Valid	123	107	72	84	386	
N of Miss	11	22	42	21	96	

Table 105: Have you ever belonged to a gang?

Response	6	8	10	12	Total	
No	83.7	90.2	96.1	91.8	89.6	
No, but would like to	3.1	3.3	1.3	1.0	2.4	
Yes, in the past	7.0	3.3	2.6	3.1	4.2	
Yes, belong now	6.2	3.3	0.0	4.1	3.8	
Yes, but would like to get out	0.0	0.0	0.0	0.0	0.0	
N of Valid	129	122	76	98	425	
N of Miss	5	7	38	7	57	

Table 106: If you have ever belonged to a gang, did that gang have a name?




Response	6	8	10	12	Total	
No	12.4	7.4	6.7	10.4	9.5	
Yes	12.4	5.7	2.7	5.2	7.1	
I have never belonged to a gang	75.2	86.9	90.7	84.4	83.4	
N of Valid	129	122	75	96	422	
N of Miss	5	7	39	9	60	

Table 107: You are at a party at someone's house, and one of your friends offers you a drink containing alcohol. What would you say or do?





Response	6	8	10	12	Total	
Drink it	10.7	20.0	33.8	43.2	24.8	
Tell your friend, 'No thanks, I don't drink' and suggest that you and your friend go and do something else	36.6	39.2	27.0	16.8	31.2	
Just say, 'No thanks' and walk away	29.8	29.2	29.7	30.5	29.8	
Make up a good excuse, tell your friend you had something else to do, and leave	22.9	11.7	9.5	9.5	14.3	
N of Valid	131	120	74	95	420	
N of Miss	3	9	40	10	62	

Table 108: How often do you attend religious services or activities?





Response	6	8	10	12	Total	
Never	26.9	18.9	14.7	23.2	21.6	
Rarely	24.6	25.4	14.7	34.7	25.4	
1-2 Times a Month	10.8	12.3	18.7	11.6	12.8	
About Once a Week or More	37.7	43.4	52.0	30.5	40.3	
N of Valid	130	122	75	95	422	
N of Miss	4	7	39	10	60	



Table 109: I think sometimes it's okay to cheat at school.





Response	6	8	10	12	Total	
NO!	50.4	34.5	13.3	14.3	30.9	
no	35.7	40.3	46.7	39.8	39.9	
yes	12.4	21.8	32.0	36.7	24.2	
YES!	1.6	3.4	8.0	9.2	5.0	
N of Valid	129	119	75	98	421	
N of Miss	5	10	39	7	61	

Table 110: It is important to think before you act.





Response	6	8	10	12	Total	
NO!	3.8	2.5	0.0	2.1	2.4	
no	0.8	1.7	2.7	2.1	1.7	
yes	33.8	29.2	32.0	29.9	31.3	
YES!	61.5	66.7	65.3	66.0	64.7	
N of Valid	130	120	75	97	422	
N of Miss	4	9	39	8	60	

Table 111: Sometimes I think that life is not worth it.





Response	6	8	10	12	Total	
NO!	46.5	44.9	38.4	30.6	40.9	
no	17.3	19.5	24.7	30.6	22.4	
yes	24.4	16.9	26.0	23.5	22.4	
YES!	11.8	18.6	11.0	15.3	14.4	
N of Valid	127	118	73	98	416	
N of Miss	7	11	41	7	66	

Table 112: At times I think I am no good at all.

Response	6	8	10	12	Total	
NO!	27.0	32.5	35.1	25.5	29.6	
no	22.2	21.4	21.6	19.4	21.2	
yes	31.0	23.9	31.1	34.7	29.9	
YES!	19.8	22.2	12.2	20.4	19.3	
N of Valid	126	117	74	98	415	
N of Miss	8	12	40	7	67	

Table 113: All in all, I am inclined to think that I am a failure.

Response	6	8	10	12	Total	
NO!	47.7	38.5	45.2	31.6	40.9	
no	27.3	32.5	34.2	39.8	32.9	
yes	16.4	18.8	12.3	19.4	17.1	
YES!	8.6	10.3	8.2	9.2	9.1	
N of Valid	128	117	73	98	416	
N of Miss	6	12	41	7	66	

Table 114: In the past year, have you felt depressed or sad MOST days, even if you felt okay sometimes?

Response	6	8	10	12	Total	
NO!	23.7	28.3	23.0	23.7	24.9	
no	18.3	20.0	24.3	21.6	20.6	
yes	32.1	24.2	36.5	26.8	29.4	
YES!	26.0	27.5	16.2	27.8	25.1	
N of Valid	131	120	74	97	422	
N of Miss	3	9	40	8	60	

Table 115: It is all right to beat up people if they start the fight.





Response	6	8	10	12	Total	
NO!	26.4	26.3	16.2	18.4	22.7	
no	14.7	25.4	21.6	20.4	20.3	
yes	22.5	19.5	32.4	25.5	24.1	
YES!	36.4	28.8	29.7	35.7	32.9	
N of Valid	129	118	74	98	419	
N of Miss	5	11	40	7	63	

Table 116: I think it is okay to take something without asking if you can get away with it.





Response	6	8	10	12	Total	
NO!	67.2	51.3	57.5	57.7	58.8	
no	24.4	42.0	35.6	36.1	34.0	
yes	6.9	5.0	4.1	2.1	4.8	
YES!	1.5	1.7	2.7	4.1	2.4	
N of Valid	131	119	73	97	420	
N of Miss	3	10	41	8	62	

Table 117: Where do you get the most information about living a drug and alcohol free life? Parents/guardians





Response	6	8	10	12	Total	
All the time	50.8	55.7	63.9	50.5	54.4	
Most	16.7	14.8	12.5	18.6	15.9	
Some	13.5	14.8	15.3	16.5	14.9	
Very little	19.0	14.8	8.3	14.4	14.9	
N of Valid	126	115	72	97	410	
N of Miss	8	14	42	8	72	

Table 118: Where do you get the most information about living a drug and alcohol free life? Friends





Response	6	8	10	12	Total	
All the time	15.2	13.2	11.3	13.3	13.5	
Most	10.4	24.6	12.7	8.2	14.2	
Some	28.0	24.6	45.1	33.7	31.4	
Very little	46.4	37.7	31.0	44.9	40.9	
N of Valid	125	114	71	98	408	
N of Miss	9	15	43	7	74	

Table 119: Where do you get the most information about living a drug and alcohol free life? Family members





Response	6	8	10	12	Total	
All the time	48.8	41.7	41.4	31.2	41.4	
Most	16.8	24.3	27.1	20.8	21.7	
Some	13.6	15.7	15.7	27.1	17.7	
Very little	20.8	18.3	15.7	20.8	19.2	
N of Valid	125	115	70	96	406	
N of Miss	9	14	44	9	76	

Table 120: Where do you get the most information about living a drug and alcohol free life? School





Response	6	8	10	12	Total	
All the time	54.3	47.8	37.5	36.8	45.5	
Most	11.6	16.5	22.2	20.0	16.8	
Some	13.2	21.7	25.0	25.3	20.4	
Very little	20.9	13.9	15.3	17.9	17.3	
N of Valid	129	115	72	95	411	
N of Miss	5	14	42	10	71	

Table 121: Where do you get the most information about living a drug and alcohol free life? Internet





Response	6	8	10	12	Total	
All the time	19.7	20.7	20.0	14.7	18.9	
Most	7.9	12.6	11.4	13.7	11.2	
Some	25.2	32.4	30.0	31.6	29.5	
Very little	47.2	34.2	38.6	40.0	40.4	
N of Valid	127	111	70	95	403	
N of Miss	7	18	44	10	79	

Table 122: Where do you get the most information about living a drug and alcohol free life? TV





Response	6	8	10	12	Total	
All the time	33.9	28.6	22.5	17.9	26.7	
Most	14.2	14.3	11.3	13.7	13.6	
Some	20.5	26.8	32.4	38.9	28.6	
Very little	31.5	30.4	33.8	29.5	31.1	
N of Valid	127	112	71	95	405	
N of Miss	7	17	43	10	77	

Table 123: Where do you get the most information about living a drug and alcohol free life? Social media





Response	6	8	10	12	Total	
All the time	22.2	25.9	15.9	15.6	20.6	
Most	11.1	12.5	8.7	16.7	12.4	
Some	19.0	23.2	34.8	33.3	26.3	
Very little	47.6	38.4	40.6	34.4	40.7	
N of Valid	126	112	69	96	403	
N of Miss	8	17	45	9	79	

Table 124: How much do you think people risk harming themselves (physically or in other ways) if they: smoked one or more packs of cigarettes per day?


Response	6	8	10	12	Total	
No risk	13.2	15.4	10.4	7.2	12.0	
Slight risk	11.6	9.4	6.0	12.4	10.2	
Moderate risk	16.3	12.0	28.4	17.5	17.3	
Great risk	58.9	63.2	55.2	62.9	60.5	
N of Valid	129	117	67	97	410	
N of Miss	5	12	47	8	72	

Table 125: How much do you think people risk harming themselves (physically or in other ways) if they: try marijuana once or twice?


Response	6	8	10	12	Total	
No risk	18.1	22.6	28.4	39.2	26.1	
Slight risk	23.6	28.7	38.8	28.9	28.8	
Moderate risk	24.4	23.5	14.9	16.5	20.7	
Great risk	33.9	25.2	17.9	15.5	24.4	
N of Valid	127	115	67	97	406	
N of Miss	7	14	47	8	76	

Table 126: How much do you think people risk harming themselves (physically or in other ways) if they: smoke marijuana once or twice a week?


Response	6	8	10	12	Total	
No risk	17.8	22.8	27.7	33.3	24.5	
Slight risk	11.6	13.2	18.5	27.1	16.8	
Moderate risk	20.9	24.6	30.8	18.8	23.0	
Great risk	49.6	39.5	23.1	20.8	35.6	
N of Valid	129	114	65	96	404	
N of Miss	5	15	49	9	78	

Table 127: How much do you think people risk harming themselves (physically or in other ways) if they: take one or two drinks of an alcoholic beverage (beer, wine, liquor) nearly every day?


Response	6	8	10	12	Total	
No risk	17.3	19.8	12.3	12.4	16.0	
Slight risk	18.9	20.7	16.9	21.6	19.8	
Moderate risk	15.7	23.3	33.8	32.0	24.7	
Great risk	48.0	36.2	36.9	34.0	39.5	
N of Valid	127	116	65	97	405	
N of Miss	7	13	49	8	77	

Table 128: How much do you think people risk harming themselves (physically or in other ways) if they: have five or more drinks of an alcoholic beverage once or twice a weekend?


Response	6	8	10	12	Total	
No risk	17.8	19.1	12.1	13.7	16.3	
Slight risk	13.2	8.7	12.1	16.8	12.6	
Moderate risk	25.6	22.6	30.3	34.7	27.7	
Great risk	43.4	49.6	45.5	34.7	43.5	
N of Valid	129	115	66	95	405	
N of Miss	5	14	48	10	77	

Table 129: How much do you think people risk harming themselves (physically or in other ways) if they: use prescription drugs that are not prescribed to them?


Response	6	8	10	12	Total	
No risk	16.3	14.8	10.6	8.2	13.0	
Slight risk	8.5	9.6	6.1	8.2	8.4	
Moderate risk	20.2	15.7	19.7	19.6	18.7	
Great risk	55.0	60.0	63.6	63.9	60.0	
N of Valid	129	115	66	97	407	
N of Miss	5	14	48	8	75	

Table 130: How much do you think people risk harming themselves (physically or in other ways) if they: use non-prescription drugs to get high?

Response	6	8	10	12	Total	
No risk	14.0	15.4	10.6	10.4	13.0	
Slight risk	3.9	1.7	7.6	7.3	4.7	
Moderate risk	20.2	24.8	16.7	18.8	20.6	
Great risk	62.0	58.1	65.2	63.5	61.8	
N of Valid	129	117	66	96	408	
N of Miss	5	12	48	9	74	

Table 131: How much do you think people risk harming themselves (physically or in other ways) if they: use e-cigarettes, e-cigars, or e-hookahs?

Response	6	8	10	12	Total	
No risk	17.1	22.6	16.7	18.6	18.9	
Slight risk	14.0	17.4	31.8	36.1	23.1	
Moderate risk	20.9	21.7	22.7	14.4	19.9	
Great risk	48.1	38.3	28.8	30.9	38.1	
N of Valid	129	115	66	97	407	
N of Miss	5	14	48	8	75	

Table 132: Have you ever used smokeless tobacco (chew, snuff, plug, dipping tobacco, or chewing tobacco)?

Response	6	8	10	12	Total	
Never	92.3	91.5	88.1	89.7	90.8	
Once or Twice	6.2	8.5	7.5	5.2	6.8	
Once in a while but not regularly	1.5	0.0	3.0	0.0	1.0	
Regularly in the past	0.0	0.0	0.0	1.0	0.2	
Regularly now	0.0	0.0	1.5	4.1	1.2	
N of Valid	130	117	67	97	411	
N of Miss	4	12	47	8	71	



Table 133: How often have you used smokeless tobacco during the past 30 days?

Response	6	8	10	12	Total	
Not at all	95.4	95.7	98.5	95.8	96.1	
Once or twice	1.5	3.4	1.5	1.1	2.0	
Once or twice per week	1.5	0.9	0.0	0.0	0.7	
Three to five times per week	0.8	0.0	0.0	0.0	0.2	
About once a day	0.0	0.0	0.0	1.1	0.2	
More than once a day	0.8	0.0	0.0	2.1	0.7	
N of Valid	130	116	67	95	408	
N of Miss	4	13	47	10	74	

Table 134: Have you ever smoked cigarettes?

Response	6	8	10	12	Total	
Never	85.3	77.6	69.1	67.0	76.2	
Once or Twice	9.3	17.2	19.1	19.1	15.5	
Once in a while but not regularly	4.7	3.4	4.4	11.7	5.9	
Regularly in the past	0.8	1.7	4.4	1.1	1.7	
Regularly now	0.0	0.0	2.9	1.1	0.7	
N of Valid	129	116	68	94	407	
N of Miss	5	13	46	11	75	

Table 135: How frequently have you smoked cigarettes during the past 30 days?

Response	6	8	10	12	Total	
Not at all	95.4	94.9	92.5	87.2	92.9	
Less than one cigarette per day	3.1	5.1	6.0	8.5	5.4	
One to five cigarettes per day	0.8	0.0	1.5	3.2	1.2	
About one-half pack per day	0.8	0.0	0.0	1.1	0.5	
About one pack per day	0.0	0.0	0.0	0.0	0.0	
About one and one-half packs per day	0.0	0.0	0.0	0.0	0.0	
Two packs or more per day	0.0	0.0	0.0	0.0	0.0	
N of Valid	130	117	67	94	408	
N of Miss	4	12	47	11	74	

Table 136: Which statement best describes rules about smoking inside your home or your family cars?






Response	6	8	10	12	Total	
Smoking is not allowed anywhere inside your home or cars	56.6	59.3	73.1	60.2	60.9	
Smoking is allowed in some places and at some times or in some cars	11.6	8.8	9.0	7.5	9.5	
Smoking is allowed anywhere inside the home or cars	2.3	4.4	4.5	7.5	4.5	
There are no rules about smoking inside the home or cars	5.4	4.4	6.0	7.5	5.7	
I don't know	24.0	23.0	7.5	17.2	19.4	
N of Valid	129	113	67	93	402	
N of Miss	5	16	47	12	80	

Table 137: Have you ever used e-cigarettes, e-cigars, or e-hookahs?






Response	6	8	10	12	Total	
Never	93.0	86.2	82.1	75.5	85.2	
Once or Twice	5.4	11.2	10.4	13.8	9.9	
Once in a while but not regularly	0.8	0.9	7.5	6.4	3.2	
Regularly in the past	0.8	1.7	0.0	2.1	1.2	
Regularly now	0.0	0.0	0.0	2.1	0.5	
N of Valid	129	116	67	94	406	
N of Miss	5	13	47	11	76	

Table 138: How frequently have you used e-cigarettes, e-cigars, or e-hookahs?

Response	6	8	10	12	Total	
Not at all	96.2	94.8	98.5	85.4	93.6	
Less than 10 puffs per day	3.1	5.2	1.5	9.4	4.9	
10 to 50 puffs per day	0.8	0.0	0.0	5.2	1.5	
About one-half cartomiser per day	0.0	0.0	0.0	0.0	0.0	
About one cartomiser per day	0.0	0.0	0.0	0.0	0.0	
About one and one-half cartomisers per day	0.0	0.0	0.0	0.0	0.0	
Two cartomisers or more per day	0.0	0.0	0.0	0.0	0.0	
N of Valid	130	115	65	96	406	
N of Miss	4	14	49	9	76	

Table 139: During this school year, were you taught in any of your classes about the dangers of tobacco use?

Response	6	8	10	12	Total	
Never	28.5	26.8	40.0	57.9	36.8	
Rarely	13.1	18.8	20.0	11.6	15.4	
Sometimes	21.5	17.9	24.6	15.8	19.7	
Often	19.2	19.6	9.2	10.5	15.7	
Almost always	17.7	17.0	6.2	4.2	12.4	
N of Valid	130	112	65	95	402	
N of Miss	4	17	49	10	80	

Table 140: During the past 12 months, have you participated in any community activities to discourage people your age from using cigarettes, chewing tobacco, snuff, dip or cigars, e-cigarettes, e-cigars, or e-hookahs?

Response	6	8	10	12	Total	
Never	59.7	70.5	73.1	89.4	71.9	
Rarely	12.4	20.5	17.9	5.3	13.9	
Sometimes	13.2	3.6	4.5	1.1	6.2	
Often	7.0	0.9	3.0	2.1	3.5	
Almost always	7.8	4.5	1.5	2.1	4.5	
N of Valid	129	112	67	94	402	
N of Miss	5	17	47	11	80	

Table 141: Think back over the last two weeks. How many times have you had five or more alcoholic drinks in a row?







Response	6	8	10	12	Total	
None	89.9	88.6	84.8	71.3	84.4	
Once	4.7	4.4	7.6	10.6	6.5	
Twice	3.1	5.3	0.0	4.3	3.5	
3-5 times	1.6	0.9	1.5	9.6	3.2	
6-9 times	0.0	0.0	1.5	1.1	0.5	
10 or more times	0.8	0.9	4.5	3.2	2.0	
N of Valid	129	114	66	94	403	
N of Miss	5	15	48	11	79	

Table 142: During the past 30 days, how many times did you ride in a car or other vehicle driven by someone who had been drinking alcohol or using drugs to get high?






Response	6	8	10	12	Total	
0 times	72.1	78.8	87.9	73.4	76.9	
1 time	8.5	8.0	6.1	6.4	7.5	
2 or 3 times	8.5	7.1	4.5	11.7	8.2	
4 or 5 times	1.6	2.7	0.0	4.3	2.2	
6 or more times	9.3	3.5	1.5	4.3	5.2	
N of Valid	129	113	66	94	402	
N of Miss	5	16	48	11	80	

Table 143: During the past 30 days, how many times did you drive a car or other vehicle when you had been drinking alcohol or using drugs to get high?







Response	6	8	10	12	Total	
I did not drive a car in the past 30 days	41.3	49.1	39.4	24.2	39.2	
0 times	53.7	47.3	56.1	61.5	54.1	
1 time	2.5	1.8	4.5	6.6	3.6	
2 or 3 times	2.5	0.0	0.0	2.2	1.3	
4 or 5 times	0.0	0.0	0.0	2.2	0.5	
6 or more times	0.0	1.8	0.0	3.3	1.3	
N of Valid	121	110	66	91	388	
N of Miss	13	19	48	14	94	

Table 144: If you drank alcohol (not just a sip or taste) in the past year, how did you usually get it?












Response	6	8	10	12	Total	
I did not drink alcohol in the past year	83.2	71.6	65.2	46.8	68.3	
I bought it myself with a fake ID	0.0	0.0	0.0	0.0	0.0	
I bought it myself without a fake ID	0.0	0.0	0.0	1.1	0.3	
I got it from someone I know age 21 or older	4.0	4.6	6.1	21.3	8.6	
I got it from someone I know under age 21	1.6	3.7	7.6	7.4	4.6	
I got it from my brother or sister	1.6	0.0	0.0	3.2	1.3	
I got it from home with my parents' permission	0.8	6.4	7.6	4.3	4.3	
I got it from home without my parents' permission	3.2	5.5	4.5	1.1	3.6	
I got it from another relative	0.8	0.0	0.0	5.3	1.5	
A stranger bought it for me	0.0	0.9	0.0	1.1	0.5	
I took it from a store or shop	0.0	0.9	0.0	0.0	0.3	
Other	4.8	6.4	9.1	8.5	6.9	
N of Valid	125	109	66	94	394	
N of Miss	9	20	48	11	88	

Table 145: If you drank alcohol (not just a sip or taste) in the past year, where did you usually drink it?











Response	6	8	10	12	Total	
I did not drink alcohol in the past year	85.2	76.4	67.7	45.7	70.6	
At my home	5.5	12.3	13.8	10.9	10.0	
At someone else's home	7.0	7.5	10.8	29.3	13.0	
At an open area like a park, beach, field, back road, woods, or a street corner	1.6	0.9	3.1	2.2	1.8	
At a sporting event or concert	0.0	0.0	0.0	1.1	0.3	
At a restaurant, bar, or a nightclub	0.0	0.0	4.6	5.4	2.0	
At an empty building or a construction site	0.0	0.9	0.0	0.0	0.3	
At a hotel/motel	0.0	0.0	0.0	4.3	1.0	
An a car	0.8	0.0	0.0	1.1	0.5	
At school	0.0	1.9	0.0	0.0	0.5	
N of Valid	128	106	65	92	391	
N of Miss	6	23	49	13	91	

Table 146: How do you feel about someone your age having one or two drinks of an alcoholic beverage nearly every day?





Response	6	8	10	12	Total	
Neither approve nor disapprove	28.6	25.9	33.3	38.7	31.0	
Somewhat disapprove	11.1	17.6	27.3	22.6	18.3	
Strongly disapprove	36.5	25.0	30.3	19.4	28.2	
Don't know or can't say	23.8	31.5	9.1	19.4	22.4	
N of Valid	126	108	66	93	393	
N of Miss	8	21	48	12	89	

Table 147: On how many occasions have you had alcoholic beverages (beer, wine or hard liquor) to drink in your lifetime - more than just a few sips?








Response	6	8	10	12	Total	
0	79.2	67.0	57.8	42.6	63.7	
1-2	10.0	15.6	17.2	11.7	13.1	
3-5	3.8	10.1	4.7	12.8	7.8	
6-9	3.1	3.7	7.8	8.5	5.3	
10-19	3.1	0.9	6.2	6.4	3.8	
20-39	0.8	0.9	1.6	8.5	2.8	
40	0.0	1.8	4.7	9.6	3.5	
N of Valid	130	109	64	94	397	
N of Miss	4	20	50	11	85	

Table 148: On how many occasions have you drunk one of more drinks of an alcoholic beverage during the past 30 days?







Response	6	8	10	12	Total	
0	96.1	89.8	81.5	59.1	83.2	
1-2	2.4	5.6	9.2	23.7	9.4	
3-5	0.0	2.8	3.1	9.7	3.6	
6-9	1.6	1.9	1.5	3.2	2.0	
10-19	0.0	0.0	4.6	3.2	1.5	
20-39	0.0	0.0	0.0	1.1	0.3	
40	0.0	0.0	0.0	0.0	0.0	
N of Valid	127	108	65	93	393	
N of Miss	7	21	49	12	89	

Table 149: On how many occasions have you used marijuana (grass, pot) or hashish (hash, hash oil) in your lifetime?


Response	6	8	10	12	Total	
0	90.0	88.7	81.5	68.1	83.2	
1-2	4.6	3.8	3.1	8.8	5.1	
3-5	0.0	1.9	6.2	3.3	2.3	
6-9	2.3	0.0	3.1	2.2	1.8	
10-19	2.3	3.8	1.5	6.6	3.6	
20-39	0.8	0.9	3.1	4.4	2.0	
40	0.0	0.9	1.5	6.6	2.0	
N of Valid	130	106	65	91	392	
N of Miss	4	23	49	14	90	

Table 150: On how many occasions have you used marijuana (grass, pot) or hashish (hash, hash oil) during the past 30 days?


Response	6	8	10	12	Total	
0	94.6	92.5	90.6	78.3	89.6	
1-2	3.8	5.6	3.1	8.7	5.3	
3-5	0.8	0.0	3.1	3.3	1.5	
6-9	0.0	0.0	1.6	2.2	0.8	
10-19	0.8	0.0	1.6	1.1	0.8	
20-39	0.0	0.9	0.0	5.4	1.5	
40	0.0	0.9	0.0	1.1	0.5	
N of Valid	130	107	64	92	393	
N of Miss	4	22	50	13	89	

Table 151: On how many occasions have you used LSD or other psychedelics in your lifetime?


Response	6	8	10	12	Total	
0	99.2	100.0	98.4	96.7	98.7	
1-2	0.8	0.0	1.6	2.2	1.0	
3-5	0.0	0.0	0.0	1.1	0.3	
6-9	0.0	0.0	0.0	0.0	0.0	
10-19	0.0	0.0	0.0	0.0	0.0	
20-39	0.0	0.0	0.0	0.0	0.0	
40	0.0	0.0	0.0	0.0	0.0	
N of Valid	129	106	63	92	390	
N of Miss	5	23	51	13	92	

Table 152: On how many occasions have you used LSD or other psychedelics during the past 30 days?

Response	6	8	10	12	Total	
0	99.2	100.0	98.4	98.9	99.2	
1-2	0.8	0.0	1.6	0.0	0.5	
3-5	0.0	0.0	0.0	1.1	0.3	
6-9	0.0	0.0	0.0	0.0	0.0	
10-19	0.0	0.0	0.0	0.0	0.0	
20-39	0.0	0.0	0.0	0.0	0.0	
40	0.0	0.0	0.0	0.0	0.0	
N of Valid	130	108	64	93	395	
N of Miss	4	21	50	12	87	

Table 153: On how many occasions have you used cocaine or crack in your lifetime?

Response	6	8	10	12	Total	
0	99.2	100.0	98.4	97.8	99.0	
1-2	0.8	0.0	0.0	0.0	0.3	
3-5	0.0	0.0	1.6	1.1	0.5	
6-9	0.0	0.0	0.0	0.0	0.0	
10-19	0.0	0.0	0.0	1.1	0.3	
20-39	0.0	0.0	0.0	0.0	0.0	
40	0.0	0.0	0.0	0.0	0.0	
N of Valid	129	107	64	91	391	
N of Miss	5	22	50	14	91	

Table 154: On how many occasions have you used cocaine or crack during the past 30 days?

Response	6	8	10	12	Total	
0	100.0	100.0	98.4	98.9	99.5	
1-2	0.0	0.0	1.6	0.0	0.3	
3-5	0.0	0.0	0.0	1.1	0.3	
6-9	0.0	0.0	0.0	0.0	0.0	
10-19	0.0	0.0	0.0	0.0	0.0	
20-39	0.0	0.0	0.0	0.0	0.0	
40	0.0	0.0	0.0	0.0	0.0	
N of Valid	129	104	62	92	387	
N of Miss	5	25	52	13	95	



Table 155: On how many occasions have you sniffed glue, breathed the contents of an aerosol spray can, or inhaled other gases or sprays, in order to get high in your lifetime?







Response	6	8	10	12	Total	
0	93.0	96.2	93.7	93.5	94.1	
1-2	4.7	1.9	4.8	1.1	3.1	
3-5	1.6	1.0	1.6	4.3	2.1	
6-9	0.0	1.0	0.0	0.0	0.3	
10-19	0.0	0.0	0.0	1.1	0.3	
20-39	0.0	0.0	0.0	0.0	0.0	
40	0.8	0.0	0.0	0.0	0.3	
N of Valid	128	104	63	93	388	
N of Miss	6	25	51	12	94	

Table 156: On how many occasions have you sniffed glue, breathed the contents of an aerosol spray can, or inhaled other gases or sprays, in order to get high during the past 30 days?






Response	6	8	10	12	Total	
0	93.7	98.0	98.4	98.9	96.9	
1-2	4.8	1.0	1.6	0.0	2.1	
3-5	0.0	0.0	0.0	0.0	0.0	
6-9	0.0	1.0	0.0	0.0	0.3	
10-19	0.0	0.0	0.0	1.1	0.3	
20-39	0.0	0.0	0.0	0.0	0.0	
40	1.6	0.0	0.0	0.0	0.5	
N of Valid	126	102	63	93	384	
N of Miss	8	27	51	12	98	

Table 157: On how many occasions have you used Daztrex in your lifetime?


Response	6	8	10	12	Total	
0	100.0	100.0	100.0	100.0	100.0	
1-2	0.0	0.0	0.0	0.0	0.0	
3-5	0.0	0.0	0.0	0.0	0.0	
6-9	0.0	0.0	0.0	0.0	0.0	
10-19	0.0	0.0	0.0	0.0	0.0	
20-39	0.0	0.0	0.0	0.0	0.0	
40	0.0	0.0	0.0	0.0	0.0	
N of Valid	128	102	63	92	385	
N of Miss	6	27	51	13	97	

Table 158: On how many occasions have you used Daztrex during the past 30 days?


Response	6	8	10	12	Total	
0	100.0	100.0	100.0	100.0	100.0	
1-2	0.0	0.0	0.0	0.0	0.0	
3-5	0.0	0.0	0.0	0.0	0.0	
6-9	0.0	0.0	0.0	0.0	0.0	
10-19	0.0	0.0	0.0	0.0	0.0	
20-39	0.0	0.0	0.0	0.0	0.0	
40	0.0	0.0	0.0	0.0	0.0	
N of Valid	126	102	63	92	383	
N of Miss	8	27	51	13	99	

Table 159: On how many occasions have you used synthetic marijuana (K2, spice) in your lifetime?






Response	6	8	10	12	Total	
0	98.4	97.0	95.2	96.7	97.1	
1-2	0.8	0.0	4.8	2.2	1.6	
3-5	0.8	0.0	0.0	0.0	0.3	
6-9	0.0	2.0	0.0	1.1	0.8	
10-19	0.0	0.0	0.0	0.0	0.0	
20-39	0.0	1.0	0.0	0.0	0.3	
40	0.0	0.0	0.0	0.0	0.0	
N of Valid	128	101	63	92	384	
N of Miss	6	28	51	13	98	

Table 160: On how many occasions have you used synthetic marijuana (K2, spice) during the past 30 days?




Response	6	8	10	12	Total	
0	100.0	98.0	100.0	100.0	99.5	
1-2	0.0	0.0	0.0	0.0	0.0	
3-5	0.0	0.0	0.0	0.0	0.0	
6-9	0.0	1.0	0.0	0.0	0.3	
10-19	0.0	0.0	0.0	0.0	0.0	
20-39	0.0	1.0	0.0	0.0	0.3	
40	0.0	0.0	0.0	0.0	0.0	
N of Valid	128	102	63	92	385	
N of Miss	6	27	51	13	97	

Table 161: On how many occasions have you used methamphetamines (meth, speed, crank, crystal meth) in your lifetime?






Response	6	8	10	12	Total	
0	97.7	100.0	98.4	97.8	98.4	
1-2	1.6	0.0	1.6	0.0	0.8	
3-5	0.0	0.0	0.0	1.1	0.3	
6-9	0.8	0.0	0.0	0.0	0.3	
10-19	0.0	0.0	0.0	0.0	0.0	
20-39	0.0	0.0	0.0	0.0	0.0	
40	0.0	0.0	0.0	1.1	0.3	
N of Valid	128	101	62	92	383	
N of Miss	6	28	52	13	99	

Table 162: On how many occasions have you used methamphetamines (meth, speed, crank, crystal meth) in the past 30 days?



Response	6	8	10	12	Total	
0	97.6	100.0	100.0	100.0	99.2	
1-2	2.4	0.0	0.0	0.0	0.8	
3-5	0.0	0.0	0.0	0.0	0.0	
6-9	0.0	0.0	0.0	0.0	0.0	
10-19	0.0	0.0	0.0	0.0	0.0	
20-39	0.0	0.0	0.0	0.0	0.0	
40	0.0	0.0	0.0	0.0	0.0	
N of Valid	125	100	63	92	380	
N of Miss	9	29	51	13	102	

Table 163: On how many occasions have you used other chemical products (bath salts, plant food, etc.) in your lifetime?


Response	6	8	10	12	Total	
0	95.2	99.0	98.4	96.8	97.1	
1-2	3.2	0.0	0.0	1.1	1.3	
3-5	0.8	1.0	0.0	0.0	0.5	
6-9	0.0	0.0	1.6	0.0	0.3	
10-19	0.0	0.0	0.0	2.2	0.5	
20-39	0.0	0.0	0.0	0.0	0.0	
40	0.8	0.0	0.0	0.0	0.3	
N of Valid	124	101	64	93	382	
N of Miss	10	28	50	12	100	

Table 164: On how many occasions have you used other chemical products (bath salts, plant food, etc.) during the past 30 days?


Response	6	8	10	12	Total	
0	98.4	100.0	100.0	100.0	99.5	
1-2	1.6	0.0	0.0	0.0	0.5	
3-5	0.0	0.0	0.0	0.0	0.0	
6-9	0.0	0.0	0.0	0.0	0.0	
10-19	0.0	0.0	0.0	0.0	0.0	
20-39	0.0	0.0	0.0	0.0	0.0	
40	0.0	0.0	0.0	0.0	0.0	
N of Valid	124	98	63	91	376	
N of Miss	10	31	51	14	106	

Table 165: On how many occasions have you used heroin or other opiates in your lifetime?


Response	6	8	10	12	Total	
0	97.6	100.0	100.0	97.8	98.7	
1-2	2.4	0.0	0.0	0.0	0.8	
3-5	0.0	0.0	0.0	0.0	0.0	
6-9	0.0	0.0	0.0	1.1	0.3	
10-19	0.0	0.0	0.0	0.0	0.0	
20-39	0.0	0.0	0.0	1.1	0.3	
40	0.0	0.0	0.0	0.0	0.0	
N of Valid	127	101	63	93	384	
N of Miss	7	28	51	12	98	

Table 166: On how many occasions have you used heroin or other opiates during the past 30 days?


Response	6	8	10	12	Total	
0	100.0	100.0	100.0	100.0	100.0	
1-2	0.0	0.0	0.0	0.0	0.0	
3-5	0.0	0.0	0.0	0.0	0.0	
6-9	0.0	0.0	0.0	0.0	0.0	
10-19	0.0	0.0	0.0	0.0	0.0	
20-39	0.0	0.0	0.0	0.0	0.0	
40	0.0	0.0	0.0	0.0	0.0	
N of Valid	125	100	63	91	379	
N of Miss	9	29	51	14	103	

Table 167: On how many occasions have you used MDMA ('X', 'E', or ecstasy) in your lifetime?





Response	6	8	10	12	Total	
0	99.2	100.0	100.0	95.7	98.7	
1-2	0.8	0.0	0.0	2.2	0.8	
3-5	0.0	0.0	0.0	1.1	0.3	
6-9	0.0	0.0	0.0	1.1	0.3	
10-19	0.0	0.0	0.0	0.0	0.0	
20-39	0.0	0.0	0.0	0.0	0.0	
40	0.0	0.0	0.0	0.0	0.0	
N of Valid	126	101	62	93	382	
N of Miss	8	28	52	12	100	

Table 168: On how many occasions have you used MDMA ('X', 'E', or ecstasy) during the past 30 days?




Response	6	8	10	12	Total	
0	99.2	99.0	100.0	100.0	99.5	
1-2	0.0	0.0	0.0	0.0	0.0	
3-5	0.0	0.0	0.0	0.0	0.0	
6-9	0.8	0.0	0.0	0.0	0.3	
10-19	0.0	1.0	0.0	0.0	0.3	
20-39	0.0	0.0	0.0	0.0	0.0	
40	0.0	0.0	0.0	0.0	0.0	
N of Valid	126	97	63	93	379	
N of Miss	8	32	51	12	103	

Table 169: On how many occasions have you taken prescription drugs (such as Valium, Xanax, Ritalin, Adderall, OxyContin, Darvocet, or sleeping pills) not prescribed to you in your lifetime?








Response	6	8	10	12	Total	
0	91.9	94.0	93.7	87.1	91.6	
1-2	4.0	5.0	4.8	2.2	3.9	
3-5	2.4	0.0	1.6	4.3	2.1	
6-9	0.8	0.0	0.0	4.3	1.3	
10-19	0.0	1.0	0.0	0.0	0.3	
20-39	0.0	0.0	0.0	1.1	0.3	
40	0.8	0.0	0.0	1.1	0.5	
N of Valid	124	100	63	93	380	
N of Miss	10	29	51	12	102	

Table 170: On how many occasions have you taken prescription drugs (such as Valium, Xanax, Ritalin, Adderall, OxyContin, Darvocet, or sleeping pills) not prescribed to you during the past 30 days?






Response	6	8	10	12	Total	
0	96.0	99.0	98.4	94.6	96.9	
1-2	1.6	1.0	1.6	1.1	1.3	
3-5	0.8	0.0	0.0	3.3	1.0	
6-9	0.8	0.0	0.0	1.1	0.5	
10-19	0.8	0.0	0.0	0.0	0.3	
20-39	0.0	0.0	0.0	0.0	0.0	
40	0.0	0.0	0.0	0.0	0.0	
N of Valid	126	100	63	92	381	
N of Miss	8	29	51	13	101	

Table 171: On how many occasions have you taken non-prescription medicines such as diet pills (for example, Dietac, Dexatrim or Prolamine), stay-awake pills (for example No-Doz, Vivarin, or Wake), or cough or cold medicines (robos, DXM, etc.) to get high in your lifetime?





Response	6	8	10	12	Total	
0	94.4	99.0	96.8	98.9	97.1	
1-2	4.0	0.0	3.2	1.1	2.1	
3-5	1.6	0.0	0.0	0.0	0.5	
6-9	0.0	0.0	0.0	0.0	0.0	
10-19	0.0	0.0	0.0	0.0	0.0	
20-39	0.0	0.0	0.0	0.0	0.0	
40	0.0	1.0	0.0	0.0	0.3	
N of Valid	125	102	63	92	382	
N of Miss	9	27	51	13	100	

Table 172: On how many occasions have you taken non-prescription medicines such as diet pills (for example, Dietac, Dexatrim or Prolamine), stay-awake pills (for example No-Doz, Vivarin, or Wake), or cough or cold medicines (robos, DXM, etc.) to get high during the past 30 days?



Response	6	8	10	12	Total	
0	99.2	99.0	100.0	98.9	99.2	
1-2	0.8	1.0	0.0	1.1	0.8	
3-5	0.0	0.0	0.0	0.0	0.0	
6-9	0.0	0.0	0.0	0.0	0.0	
10-19	0.0	0.0	0.0	0.0	0.0	
20-39	0.0	0.0	0.0	0.0	0.0	
40	0.0	0.0	0.0	0.0	0.0	
N of Valid	127	99	63	91	380	
N of Miss	7	30	51	14	102	

Table 173: On how many occasions have you been drunk or very high from drinking alcoholic beverages during the past 30 days?






Response	6	8	10	12	Total	
0	92.1	95.0	92.1	82.4	90.5	
1-2	6.3	4.0	4.8	11.0	6.6	
3-5	0.8	1.0	1.6	1.1	1.1	
6-9	0.8	0.0	0.0	3.3	1.1	
10-19	0.0	0.0	1.6	2.2	0.8	
20-39	0.0	0.0	0.0	0.0	0.0	
40	0.0	0.0	0.0	0.0	0.0	
N of Valid	126	100	63	91	380	
N of Miss	8	29	51	14	102	

Table 174: On how many occasions have you drunk flavored alcoholic beverages, sometimes called 'alcopops' (like Mike's Hard Lemonade, Smirnoff Ice, Bacardi Breezers, etc.) in your lifetime?








Response	6	8	10	12	Total	
0	88.9	79.8	78.1	69.2	80.0	
1-2	7.1	10.1	6.2	8.8	8.2	
3-5	0.8	8.1	6.2	4.4	4.5	
6-9	2.4	1.0	6.2	2.2	2.6	
10-19	0.8	1.0	0.0	5.5	1.8	
20-39	0.0	0.0	1.6	6.6	1.8	
40	0.0	0.0	1.6	3.3	1.1	
N of Valid	126	99	64	91	380	
N of Miss	8	30	50	14	102	



Table 175: On how many occasions have you drunk flavored alcoholic beverages, sometimes called 'alcopops' (like Mike's Hard Lemonade, Smirnoff Ice, Bacardi Breezers, etc.) during the past 30 days?






Response	6	8	10	12	Total	
0	92.1	95.0	93.8	85.7	91.6	
1-2	5.5	3.0	4.7	11.0	6.0	
3-5	0.8	1.0	1.6	1.1	1.0	
6-9	1.6	1.0	0.0	1.1	1.0	
10-19	0.0	0.0	0.0	0.0	0.0	
20-39	0.0	0.0	0.0	0.0	0.0	
40	0.0	0.0	0.0	1.1	0.3	
N of Valid	127	100	64	91	382	
N of Miss	7	29	50	14	100	

Table 176: If you used prescription drugs or over the counter drugs without a doctor telling you to use it or for the purpose of getting high, where did you get these drugs? - Did not use



Response	6	8	10	12	Total	
No	10.4	32.6	50.0	21.0	28.0	
Yes	89.6	67.4	50.0	79.0	72.0	
N of Valid	134	129	114	105	482	
N of Miss	0	0	0	0	0	

Table 177: If you used prescription drugs or over the counter drugs without a doctor telling you to use it or for the purpose of getting high, where did you get these drugs? - Bought or took from store or shop


Response	6	8	10	12	Total	
No	100.0	100.0	100.0	100.0	100.0	
Yes	0.0	0.0	0.0	0.0	0.0	
N of Valid	134	129	114	105	482	
N of Miss	0	0	0	0	0	

Table 178: If you used prescription drugs or over the counter drugs without a doctor telling you to use it or for the purpose of getting high, where did you get these drugs? -  
Got from parents with permission



Response	6	8	10	12	Total	
No	99.3	98.4	99.1	100.0	99.2	
Yes	0.7	1.6	0.9	0.0	0.8	
N of Valid	134	129	114	105	482	
N of Miss	0	0	0	0	0	

Table 179: If you used prescription drugs or over the counter drugs without a doctor telling you to use it or for the purpose of getting high, where did you get these drugs? -  
Got from home without permission


Response	6	8	10	12	Total	
No	100.0	100.0	100.0	100.0	100.0	
Yes	0.0	0.0	0.0	0.0	0.0	
N of Valid	134	129	114	105	482	
N of Miss	0	0	0	0	0	

Table 180: If you used prescription drugs or over the counter drugs without a doctor telling you to use it or for the purpose of getting high, where did you get these drugs? -  
Got from relative with permission



Response	6	8	10	12	Total	
No	100.0	99.2	100.0	100.0	99.8	
Yes	0.0	0.8	0.0	0.0	0.2	
N of Valid	134	129	114	105	482	
N of Miss	0	0	0	0	0	

Table 181: If you used prescription drugs or over the counter drugs without a doctor telling you to use it or for the purpose of getting high, where did you get these drugs? -  
Got from relative without permission


Response	6	8	10	12	Total	
No	100.0	100.0	100.0	100.0	100.0	
Yes	0.0	0.0	0.0	0.0	0.0	
N of Valid	134	129	114	105	482	
N of Miss	0	0	0	0	0	

Table 182: If you used prescription drugs or over the counter drugs without a doctor telling you to use it or for the purpose of getting high, where did you get these drugs? -  
Got from friend's home with permission



Response	6	8	10	12	Total	
No	100.0	98.4	100.0	100.0	99.6	
Yes	0.0	1.6	0.0	0.0	0.4	
N of Valid	134	129	114	105	482	
N of Miss	0	0	0	0	0	

Table 183: If you used prescription drugs or over the counter drugs without a doctor telling you to use it or for the purpose of getting high, where did you get these drugs? -  
Got from friend's home without permission



Response	6	8	10	12	Total	
No	100.0	100.0	100.0	99.0	99.8	
Yes	0.0	0.0	0.0	1.0	0.2	
N of Valid	134	129	114	105	482	
N of Miss	0	0	0	0	0	

Table 184: If you used prescription drugs or over the counter drugs without a doctor telling you to use it or for the purpose of getting high, where did you get these drugs? -  
Got from friend at school



Response	6	8	10	12	Total	
No	100.0	100.0	100.0	99.0	99.8	
Yes	0.0	0.0	0.0	1.0	0.2	
N of Valid	134	129	114	105	482	
N of Miss	0	0	0	0	0	

Table 185: If you used prescription drugs or over the counter drugs without a doctor telling you to use it or for the purpose of getting high, where did you get these drugs? -  
Got from friend at party



Response	6	8	10	12	Total	
No	98.5	99.2	99.1	100.0	99.2	
Yes	1.5	0.8	0.9	0.0	0.8	
N of Valid	134	129	114	105	482	
N of Miss	0	0	0	0	0	

Table 186: If you used prescription drugs or over the counter drugs without a doctor telling you to use it or for the purpose of getting high, where did you get these drugs? -  
Got from friend, elsewhere



Response	6	8	10	12	Total	
No	99.3	99.2	100.0	97.1	99.0	
Yes	0.7	0.8	0.0	2.9	1.0	
N of Valid	134	129	114	105	482	
N of Miss	0	0	0	0	0	

Table 187: If you used prescription drugs or over the counter drugs without a doctor telling you to use it or for the purpose of getting high, where did you get these drugs? -  
Got from internet sale


Response	6	8	10	12	Total	
No	100.0	100.0	100.0	100.0	100.0	
Yes	0.0	0.0	0.0	0.0	0.0	
N of Valid	134	129	114	105	482	
N of Miss	0	0	0	0	0	

Table 188: During the last month, about how many marijuana cigarettes, or the equivalent, did you smoke a day, on the average?







Response	6	8	10	12	Total	
None	93.7	87.5	94.9	85.1	90.2	
Less than 1 a day	2.4	8.3	3.4	5.7	4.9	
1 a day	0.8	1.0	0.0	1.1	0.8	
2-3 a day	3.2	2.1	1.7	5.7	3.3	
4-6 a day	0.0	0.0	0.0	2.3	0.5	
7-10 a day	0.0	0.0	0.0	0.0	0.0	
11 or more a day	0.0	1.0	0.0	0.0	0.3	
N of Valid	126	96	59	87	368	
N of Miss	8	33	55	18	114	

Table 189: How wrong do your friends feel it would be for YOU to: have one or two drinks of an alcoholic beverage nearly every day?





Response	6	8	10	12	Total	
Very wrong	68.5	55.9	44.1	30.2	52.2	
Wrong	17.7	20.4	27.1	27.9	22.4	
A little bit wrong	5.6	16.1	20.3	25.6	15.5	
Not at all wrong	8.1	7.5	8.5	16.3	9.9	
N of Valid	124	93	59	86	362	
N of Miss	10	36	55	19	120	

Table 190: How wrong do your friends feel it would be for YOU to: smoke tobacco?





Response	6	8	10	12	Total	
Very wrong	75.4	67.4	58.6	46.0	63.6	
Wrong	12.7	20.7	27.6	31.0	21.5	
A little bit wrong	6.3	6.5	8.6	11.5	8.0	
Not at all wrong	5.6	5.4	5.2	11.5	6.9	
N of Valid	126	92	58	87	363	
N of Miss	8	37	56	18	119	

Table 191: How wrong do your friends feel it would be for YOU to: smoke marijuana?





Response	6	8	10	12	Total	
Very wrong	77.8	57.6	55.2	40.7	60.2	
Wrong	11.1	17.4	20.7	20.9	16.6	
A little bit wrong	4.8	16.3	8.6	19.8	11.9	
Not at all wrong	6.3	8.7	15.5	18.6	11.3	
N of Valid	126	92	58	86	362	
N of Miss	8	37	56	19	120	

Table 192: How wrong do your friends feel it would be for YOU to: use prescription drugs not prescribed to you?

Response	6	8	10	12	Total	
Very wrong	79.0	71.9	72.4	65.9	73.0	
Wrong	13.7	15.7	24.1	19.3	17.3	
A little bit wrong	2.4	9.0	0.0	4.5	4.2	
Not at all wrong	4.8	3.4	3.4	10.2	5.6	
N of Valid	124	89	58	88	359	
N of Miss	10	40	56	17	123	

Table 193: How wrong would most adults (over 21) in your neighborhood think it is for kids your age: to use marijuana?

Response	6	8	10	12	Total	
Very wrong	83.2	70.3	62.7	52.9	69.3	
Wrong	10.4	13.2	22.0	19.5	15.2	
A little bit wrong	4.8	6.6	10.2	14.9	8.6	
Not at all wrong	1.6	9.9	5.1	12.6	6.9	
N of Valid	125	91	59	87	362	
N of Miss	9	38	55	18	120	

Table 194: How wrong would most adults (over 21) in your neighborhood think it is for kids your age: to drink alcohol?

Response	6	8	10	12	Total	
Very wrong	75.2	61.1	56.7	48.8	62.3	
Wrong	15.2	17.8	25.0	24.4	19.7	
A little bit wrong	7.2	12.2	13.3	16.3	11.6	
Not at all wrong	2.4	8.9	5.0	10.5	6.4	
N of Valid	125	90	60	86	361	
N of Miss	9	39	54	19	121	

Table 195: How wrong would most adults (over 21) in your neighborhood think it is for kids your age: to smoke cigarettes?





Response	6	8	10	12	Total	
Very wrong	78.2	67.8	56.7	55.8	66.7	
Wrong	12.9	14.4	30.0	23.3	18.6	
A little bit wrong	4.8	10.0	8.3	9.3	7.8	
Not at all wrong	4.0	7.8	5.0	11.6	6.9	
N of Valid	124	90	60	86	360	
N of Miss	10	39	54	19	122	

Table 196: How much do each of the following statements describe your neighborhood? crime and/or drug selling





Response	6	8	10	12	Total	
NO!	66.1	67.0	55.0	55.8	62.0	
no	16.9	19.8	28.3	27.9	22.2	
yes	6.5	11.0	11.7	10.5	9.4	
YES!	10.5	2.2	5.0	5.8	6.4	
N of Valid	124	91	60	86	361	
N of Miss	10	38	54	19	121	

Table 197: How much do each of the following statements describe your neighborhood? fights





Response	6	8	10	12	Total	
NO!	55.3	59.3	50.9	51.2	54.6	
no	16.3	23.1	21.1	31.4	22.4	
yes	17.1	12.1	19.3	10.5	14.6	
YES!	11.4	5.5	8.8	7.0	8.4	
N of Valid	123	91	57	86	357	
N of Miss	11	38	57	19	125	

Table 198: How much do each of the following statements describe your neighborhood? lots of empty or abandoned buildings





Response	6	8	10	12	Total	
NO!	51.6	57.8	55.2	55.3	54.6	
no	29.8	27.8	31.0	35.3	30.8	
yes	10.5	13.3	10.3	5.9	10.1	
YES!	8.1	1.1	3.4	3.5	4.5	
N of Valid	124	90	58	85	357	
N of Miss	10	39	56	20	125	

Table 199: How much do each of the following statements describe your neighborhood? lots of graffiti





Response	6	8	10	12	Total	
NO!	66.4	67.4	68.4	61.2	65.7	
no	24.4	25.8	28.1	32.9	27.4	
yes	5.0	3.4	3.5	2.4	3.7	
YES!	4.2	3.4	0.0	3.5	3.1	
N of Valid	119	89	57	85	350	
N of Miss	15	40	57	20	132	

Table 200: I feel safe in my neighborhood.





Response	6	8	10	12	Total	
NO!	13.1	12.0	18.6	8.4	12.6	
no	9.0	8.7	6.8	9.6	8.7	
yes	33.6	34.8	35.6	42.2	36.2	
YES!	44.3	44.6	39.0	39.8	42.4	
N of Valid	122	92	59	83	356	
N of Miss	12	37	55	22	126	



Table 201: If a kid smoked marijuana in your neighborhood would he or she be caught by the police?

Response	6	8	10	12	Total	
NO!	23.8	20.2	27.1	23.8	23.5	
no	25.4	46.1	47.5	52.4	40.5	
yes	34.1	18.0	22.0	16.7	24.0	
YES!	16.7	15.7	3.4	7.1	12.0	
N of Valid	126	89	59	84	358	
N of Miss	8	40	55	21	124	

Table 202: If a kid drank some beer, wine or hard liquor (for example, vodka, whiskey, or gin) in your neighborhood would he or she be caught by the police?

Response	6	8	10	12	Total	
NO!	26.4	27.3	31.7	25.6	27.3	
no	30.4	52.3	51.7	54.9	45.1	
yes	28.0	9.1	11.7	15.9	17.7	
YES!	15.2	11.4	5.0	3.7	9.9	
N of Valid	125	88	60	82	355	
N of Miss	9	41	54	23	127	

Table 203: If a kid carried a handgun in your neighborhood would he or she be caught by the police?

Response	6	8	10	12	Total	
NO!	17.6	21.8	26.7	20.9	20.9	
no	23.2	23.0	36.7	34.9	28.2	
yes	31.2	26.4	20.0	24.4	26.5	
YES!	28.0	28.7	16.7	19.8	24.3	
N of Valid	125	87	60	86	358	
N of Miss	9	42	54	19	124	

Table 204: If you wanted to get some cigarettes, how easy would it be for you to get some?





Response	6	8	10	12	Total	
Very hard	60.0	57.1	35.6	30.1	48.1	
Sort of hard	14.4	17.9	13.6	9.6	14.0	
Sort of easy	12.0	14.3	30.5	18.1	17.1	
Very easy	13.6	10.7	20.3	42.2	20.8	
N of Valid	125	84	59	83	351	
N of Miss	9	45	55	22	131	

Table 205: If you wanted to get some beer, wine or hard liquor (for example, vodka, whiskey, or gin), how easy would it be for you to get some?





Response	6	8	10	12	Total	
Very hard	57.3	51.8	37.3	19.3	43.6	
Sort of hard	10.5	11.8	13.6	15.7	12.5	
Sort of easy	13.7	18.8	22.0	28.9	19.9	
Very easy	18.5	17.6	27.1	36.1	23.9	
N of Valid	124	85	59	83	351	
N of Miss	10	44	55	22	131	

Table 206: If you wanted to get a drug like cocaine, LSD, or amphetamines, how easy would it be for you to get some?





Response	6	8	10	12	Total	
Very hard	80.6	87.1	73.3	67.5	77.8	
Sort of hard	8.9	3.5	15.0	9.6	8.8	
Sort of easy	5.6	4.7	6.7	12.0	7.1	
Very easy	4.8	4.7	5.0	10.8	6.2	
N of Valid	124	85	60	83	352	
N of Miss	10	44	54	22	130	

Table 207: If you wanted to get a handgun, how easy would it be for you to get one?





Response	6	8	10	12	Total	
Very hard	62.3	72.6	54.2	54.2	61.5	
Sort of hard	10.7	11.9	23.7	18.1	14.9	
Sort of easy	8.2	8.3	13.6	9.6	9.5	
Very easy	18.9	7.1	8.5	18.1	14.1	
N of Valid	122	84	59	83	348	
N of Miss	12	45	55	22	134	

Table 208: If you wanted to get some marijuana, how easy would it be for you to get some?





Response	6	8	10	12	Total	
Very hard	74.2	69.5	55.2	36.1	60.8	
Sort of hard	7.3	11.0	10.3	8.4	8.9	
Sort of easy	8.1	8.5	15.5	16.9	11.5	
Very easy	10.5	11.0	19.0	38.6	18.7	
N of Valid	124	82	58	83	347	
N of Miss	10	47	56	22	135	

Table 209: If you wanted to get prescription drugs for the purpose of getting high, how easy would it be for you to get some?





Response	6	8	10	12	Total	
Very hard	73.2	77.1	54.4	56.6	67.1	
Sort of hard	10.6	6.0	14.0	14.5	11.0	
Sort of easy	4.1	9.6	17.5	15.7	10.4	
Very easy	12.2	7.2	14.0	13.3	11.6	
N of Valid	123	83	57	83	346	
N of Miss	11	46	57	22	136	

Table 210: If you wanted to get synthetic marijuana such as K2 or chemical products such as bath salts to get high, how easy would it be for you to get some?





Response	6	8	10	12	Total	
Very hard	80.6	88.1	72.4	69.0	78.3	
Sort of hard	7.3	6.0	15.5	15.5	10.3	
Sort of easy	6.5	3.6	5.2	7.1	5.7	
Very easy	5.6	2.4	6.9	8.3	5.7	
N of Valid	124	84	58	84	350	
N of Miss	10	45	56	21	132	

Table 211: If you wanted to get steroids to use or to enhance athletic performance, how easy would it be for you to get some?





Response	6	8	10	12	Total	
Very hard	79.7	83.3	78.3	67.9	77.5	
Sort of hard	8.9	13.1	8.3	16.7	11.7	
Sort of easy	7.3	1.2	6.7	6.0	5.4	
Very easy	4.1	2.4	6.7	9.5	5.4	
N of Valid	123	84	60	84	351	
N of Miss	11	45	54	21	131	

Table 212: If you wanted to get e-cigarettes, e-cigars, or e-hookahs, how easy would it be for you to get some?





Response	6	8	10	12	Total	
Very hard	72.4	79.5	57.6	50.6	66.3	
Sort of hard	9.8	8.4	16.9	10.6	10.9	
Sort of easy	11.4	3.6	15.3	11.8	10.3	
Very easy	6.5	8.4	10.2	27.1	12.6	
N of Valid	123	83	59	85	350	
N of Miss	11	46	55	20	132	

Table 213: During the past 12 months, have you participated in any alcohol prevention programs or seen any alcohol prevention messages in your school or community? Yes, a school-based program focused on preventing underage drinking and/or drinking and driving.



Response	6	8	10	12	Total	
No	80.6	87.6	86.8	98.1	87.8	
Yes	19.4	12.4	13.2	1.9	12.2	
N of Valid	134	129	114	105	482	
N of Miss	0	0	0	0	0	

Table 214: During the past 12 months, have you participated in any alcohol prevention programs or seen any alcohol prevention messages in your school or community? Yes, a community-based program focused on preventing underage drinking and/or drinking and driving (for example, through your church or temple or through youth groups like Boys and Girls Club or 4-H).



Response	6	8	10	12	Total	
No	96.3	96.9	98.2	97.1	97.1	
Yes	3.7	3.1	1.8	2.9	2.9	
N of Valid	134	129	114	105	482	
N of Miss	0	0	0	0	0	

Table 215: During the past 12 months, have you participated in any alcohol prevention programs or seen any alcohol prevention messages in your school or community? Yes, a media campaign addressing underage drinking and/or drinking and driving (for example, newspaper ads, posters, pamphlets, radio, TV).



Response	6	8	10	12	Total	
No	90.3	92.2	95.6	96.2	93.4	
Yes	9.7	7.8	4.4	3.8	6.6	
N of Valid	134	129	114	105	482	
N of Miss	0	0	0	0	0	

Table 216: During the past 12 months, have you participated in any alcohol prevention programs or seen any alcohol prevention messages in your school or community? No



Response	6	8	10	12	Total	
No	35.8	58.9	63.2	29.5	47.1	
Yes	64.2	41.1	36.8	70.5	52.9	
N of Valid	134	129	114	105	482	
N of Miss	0	0	0	0	0	

Table 217: How wrong do your parents feel it would be for YOU to: have one or two drinks of an alcoholic beverage nearly every day?





Response	6	8	10	12	Total	
Very wrong	84.1	83.7	86.2	67.9	80.6	
Wrong	8.7	5.8	12.1	19.8	11.1	
A little bit wrong	5.6	7.0	1.7	7.4	5.7	
Not at all wrong	1.6	3.5	0.0	4.9	2.6	
N of Valid	126	86	58	81	351	
N of Miss	8	43	56	24	131	

Table 218: How wrong do your parents feel it would be for YOU to: smoke tobacco?





Response	6	8	10	12	Total	
Very wrong	91.3	94.2	86.0	73.2	86.9	
Wrong	5.6	3.5	12.3	18.3	9.1	
A little bit wrong	2.4	2.3	1.8	6.1	3.1	
Not at all wrong	0.8	0.0	0.0	2.4	0.9	
N of Valid	126	86	57	82	351	
N of Miss	8	43	57	23	131	

Table 219: How wrong do your parents feel it would be for YOU to: smoke marijuana?





Response	6	8	10	12	Total	
Very wrong	91.9	91.9	82.1	72.5	85.8	
Wrong	6.5	7.0	10.7	16.2	9.5	
A little bit wrong	0.0	0.0	3.6	6.2	2.0	
Not at all wrong	1.6	1.2	3.6	5.0	2.6	
N of Valid	124	86	56	80	346	
N of Miss	10	43	58	25	136	

Table 220: How wrong do your parents feel it would be for YOU to: use prescription drugs not prescribed to you?





Response	6	8	10	12	Total	
Very wrong	88.8	92.0	86.0	81.2	87.4	
Wrong	7.2	5.7	14.0	15.0	9.7	
A little bit wrong	3.2	2.3	0.0	1.2	2.0	
Not at all wrong	0.8	0.0	0.0	2.5	0.9	
N of Valid	125	87	57	80	349	
N of Miss	9	42	57	25	133	

Table 221: How wrong do your parents feel it would be for YOU to: steal something worth more than \$5?





Response	6	8	10	12	Total	
Very wrong	81.6	84.9	86.0	80.0	82.8	
Wrong	13.6	12.8	10.5	16.2	13.5	
A little bit wrong	3.2	0.0	3.5	1.2	2.0	
Not at all wrong	1.6	2.3	0.0	2.5	1.7	
N of Valid	125	86	57	80	348	
N of Miss	9	43	57	25	134	

Table 222: How wrong do your parents feel it would be for YOU to: draw graffiti, write things, or draw pictures on buildings or other property (without the owner's permission)?





Response	6	8	10	12	Total	
Very wrong	83.3	88.4	77.2	84.3	83.8	
Wrong	10.3	7.0	19.3	10.8	11.1	
A little bit wrong	2.4	1.2	1.8	2.4	2.0	
Not at all wrong	4.0	3.5	1.8	2.4	3.1	
N of Valid	126	86	57	83	352	
N of Miss	8	43	57	22	130	

Table 223: How wrong do your parents feel it would be for YOU to: pick a fight with someone?





Response	6	8	10	12	Total	
Very wrong	61.1	71.4	65.5	68.3	66.0	
Wrong	14.3	15.5	23.6	22.0	17.9	
A little bit wrong	15.1	10.7	7.3	7.3	11.0	
Not at all wrong	9.5	2.4	3.6	2.4	5.2	
N of Valid	126	84	55	82	347	
N of Miss	8	45	59	23	135	

Table 224: During the past 12 months, have you talked with at least one of your parents about the dangers of underage drinking and/or drinking and driving? By parents, we mean either your biological parents, adoptive parents, stepparents, or adult guardians - whether or not they live with you.



Response	6	8	10	12	Total	
No	54.9	59.5	55.4	65.0	58.5	
Yes	45.1	40.5	44.6	35.0	41.5	
N of Valid	122	79	56	80	337	
N of Miss	12	50	58	25	145	

Table 225: The rules in my family are clear.





Response	6	8	10	12	Total	
NO!	5.7	4.9	7.1	4.9	5.6	
no	10.6	4.9	5.4	6.1	7.3	
yes	29.3	43.2	32.1	45.1	36.8	
YES!	54.5	46.9	55.4	43.9	50.3	
N of Valid	123	81	56	82	342	
N of Miss	11	48	58	23	140	



Table 226: People in my family have serious arguments about the same things, and often insult or yell at each other.

Response	6	8	10	12	Total	
NO!	36.3	32.5	26.4	28.7	32.0	
no	25.0	31.2	37.7	33.8	30.6	
yes	23.4	22.5	20.8	27.5	23.7	
YES!	15.3	13.8	15.1	10.0	13.6	
N of Valid	124	80	53	80	337	
N of Miss	10	49	61	25	145	

Table 227: When I am not at home, one of my parents knows where I am and who I am with.

Response	6	8	10	12	Total	
NO!	4.8	6.4	5.7	5.1	5.4	
no	4.8	1.3	5.7	5.1	4.2	
yes	30.4	43.6	34.0	38.0	35.8	
YES!	60.0	48.7	54.7	51.9	54.6	
N of Valid	125	78	53	79	335	
N of Miss	9	51	61	26	147	

Table 228: My family has clear rules about alcohol and drug use.

Response	6	8	10	12	Total	
NO!	6.5	2.5	5.6	6.2	5.3	
no	8.1	5.1	5.6	17.3	9.2	
yes	19.5	32.9	35.2	32.1	28.2	
YES!	65.9	59.5	53.7	44.4	57.3	
N of Valid	123	79	54	81	337	
N of Miss	11	50	60	24	145	

Table 229: If you skipped school would you be caught by your parents?





Response	6	8	10	12	Total	
NO!	8.1	14.3	9.1	15.0	11.3	
no	16.1	18.2	9.1	28.7	18.5	
yes	19.4	20.8	41.8	30.0	25.9	
YES!	56.5	46.8	40.0	26.2	44.3	
N of Valid	124	77	55	80	336	
N of Miss	10	52	59	25	146	

Table 230: My parents ask if I've gotten my homework done.





Response	6	8	10	12	Total	
NO!	5.8	7.7	9.3	10.0	7.8	
no	11.6	15.4	18.5	32.5	18.6	
yes	23.1	37.2	31.5	33.8	30.3	
YES!	59.5	39.7	40.7	23.8	43.2	
N of Valid	121	78	54	80	333	
N of Miss	13	51	60	25	149	

Table 231: Would your parents know if you did not come home on time?





Response	6	8	10	12	Total	
NO!	7.4	5.1	7.3	6.2	6.6	
no	9.8	11.5	12.7	16.2	12.2	
yes	30.3	29.5	36.4	36.2	32.5	
YES!	52.5	53.8	43.6	41.2	48.7	
N of Valid	122	78	55	80	335	
N of Miss	12	51	59	25	147	

Table 232: Do you know how to properly dispose of leftover prescription drugs?



Response	6	8	10	12	Total	
No	68.6	72.0	75.0	72.2	71.3	
Yes	31.4	28.0	25.0	27.8	28.7	
N of Valid	121	75	52	79	327	
N of Miss	13	54	62	26	155	

Table 233: Have any of your brothers or sisters ever: drunk beer, wine or hard liquor (for example, vodka, whiskey or gin)?




Response	6	8	10	12	Total	
No	69.9	55.3	53.6	41.8	57.2	
Yes	27.6	38.2	41.1	55.7	38.9	
I don't have any brothers or sisters	2.4	6.6	5.4	2.5	3.9	
N of Valid	123	76	56	79	334	
N of Miss	11	53	58	26	148	

Table 234: Have any of your brothers or sisters ever: smoked marijuana?




Response	6	8	10	12	Total	
No	84.3	70.3	72.7	55.7	72.3	
Yes	12.4	24.3	23.6	43.0	24.3	
I don't have any brothers or sisters	3.3	5.4	3.6	1.3	3.3	
N of Valid	121	74	55	79	329	
N of Miss	13	55	59	26	153	

Table 235: Have any of your brothers or sisters ever: smoked cigarettes?




Response	6	8	10	12	Total	
No	74.8	73.6	64.8	51.9	67.4	
Yes	22.0	20.8	31.5	46.8	29.3	
I don't have any brothers or sisters	3.3	5.6	3.7	1.3	3.4	
N of Valid	123	72	54	79	328	
N of Miss	11	57	60	26	154	

Table 236: Have any of your brothers or sisters ever: taken a handgun to school?




Response	6	8	10	12	Total	
No	95.0	91.5	92.6	98.7	94.7	
Yes	2.5	2.8	3.7	0.0	2.2	
I don't have any brothers or sisters	2.5	5.6	3.7	1.3	3.1	
N of Valid	121	71	54	77	323	
N of Miss	13	58	60	28	159	

Table 237: Have any of your brothers or sisters ever: been suspended or expelled from school?




Response	6	8	10	12	Total	
No	66.7	60.3	67.3	64.9	64.9	
Yes	30.9	34.2	29.1	33.8	32.0	
I don't have any brothers or sisters	2.4	5.5	3.6	1.3	3.0	
N of Valid	123	73	55	77	328	
N of Miss	11	56	59	28	154	

Table 238: Have any of your brothers or sisters ever: used e-cigarettes, e-cigars or e-hookahs?




Response	6	8	10	12	Total	
No	83.6	82.2	82.1	76.6	81.4	
Yes	13.9	12.3	14.3	22.1	15.5	
I don't have any brothers or sisters	2.5	5.5	3.6	1.3	3.0	
N of Valid	122	73	56	77	328	
N of Miss	12	56	58	28	154	

Table 239: Have any of your brothers or sisters ever: used prescription drugs not prescribed to him/her?




Response	6	8	10	12	Total	
No	89.2	87.8	90.9	87.2	88.7	
Yes	7.5	5.4	5.5	11.5	7.6	
I don't have any brothers or sisters	3.3	6.8	3.6	1.3	3.7	
N of Valid	120	74	55	78	327	
N of Miss	14	55	59	27	155	

Table 240: Have you changed homes in the past year (the last 12 months)?



Response	6	8	10	12	Total	
No	60.2	72.6	80.4	75.6	70.0	
Yes	39.8	27.4	19.6	24.4	30.0	
N of Valid	123	73	56	78	330	
N of Miss	11	56	58	27	152	

Table 241: How many times have you changed homes since kindergarten?






Response	6	8	10	12	Total	
Never	27.6	29.6	50.0	29.1	32.2	
1 or 2 times	32.5	33.8	19.6	35.4	31.3	
3 or 4 times	22.8	16.9	16.1	21.5	20.1	
5 or 6 times	10.6	8.5	5.4	2.5	7.3	
7 or more times	6.5	11.3	8.9	11.4	9.1	
N of Valid	123	71	56	79	329	
N of Miss	11	58	58	26	153	

Table 242: Have you changed schools (including changing from elementary to middle and middle to high school) in the past year?



Response	6	8	10	12	Total	
No	66.4	58.3	75.4	83.8	70.4	
Yes	33.6	41.7	24.6	16.2	29.6	
N of Valid	122	72	57	80	331	
N of Miss	12	57	57	25	151	

Table 243: How many times have you changed schools since kindergarten (including changing from elementary to middle and middle to high school)?






Response	6	8	10	12	Total	
Never	29.3	37.0	37.5	30.0	32.5	
1 or 2 times	46.3	27.4	17.9	23.8	31.9	
3 or 4 times	13.8	26.0	33.9	37.5	25.6	
5 or 6 times	7.3	6.8	5.4	3.8	6.0	
7 or more times	3.3	2.7	5.4	5.0	3.9	
N of Valid	123	73	56	80	332	
N of Miss	11	56	58	25	150	

Table 244: Has anyone in your family ever had severe alcohol or drug problems?



Response	6	8	10	12	Total	
No	68.8	70.8	57.9	65.0	66.5	
Yes	31.2	29.2	42.1	35.0	33.5	
N of Valid	125	72	57	80	334	
N of Miss	9	57	57	25	148	

Table 245: About how many adults (over 21) have you known personally who in the past year have: used marijuana, crack, cocaine, or other drugs?






Response	6	8	10	12	Total	
0	66.7	62.0	61.4	45.7	59.6	
1	13.8	15.5	8.8	12.3	13.0	
2	8.1	5.6	14.0	9.9	9.0	
3-4	3.3	14.1	1.8	11.1	7.2	
5	8.1	2.8	14.0	21.0	11.1	
N of Valid	123	71	57	81	332	
N of Miss	11	58	57	24	150	

Table 246: About how many adults (over 21) have you known personally who in the past year have: sold or dealt drugs?






Response	6	8	10	12	Total	
0	78.9	77.5	73.2	65.9	74.4	
1	9.8	7.0	8.9	7.3	8.4	
2	1.6	8.5	5.4	6.1	4.8	
3-4	3.3	4.2	3.6	4.9	3.9	
5	6.5	2.8	8.9	15.9	8.4	
N of Valid	123	71	56	82	332	
N of Miss	11	58	58	23	150	

Table 247: About how many adults (over 21) have you known personally who in the past year have: done other things that could get them in trouble with the police, like stealing, selling stolen goods, mugging or assaulting others, etc.?






Response	6	8	10	12	Total	
0	70.7	69.0	75.0	58.8	68.2	
1	13.8	11.3	8.9	8.8	11.2	
2	4.1	8.5	7.1	6.2	6.1	
3-4	2.4	7.0	1.8	11.2	5.5	
5	8.9	4.2	7.1	15.0	9.1	
N of Valid	123	71	56	80	330	
N of Miss	11	58	58	25	152	

Table 248: About how many adults (over 21) have you known personally who in the past year have: gotten drunk or high?






Response	6	8	10	12	Total	
0	45.5	47.1	41.8	38.3	43.5	
1	24.4	14.3	10.9	11.1	16.7	
2	13.0	7.1	20.0	8.6	11.9	
3-4	4.1	12.9	7.3	14.8	9.1	
5	13.0	18.6	20.0	27.2	18.8	
N of Valid	123	70	55	81	329	
N of Miss	11	59	59	24	153	

Table 249: Have you seen or heard information about underage drinking in the past 12 months from the following sources? Radio



Response	6	8	10	12	Total	
No	69.4	62.9	75.4	68.7	68.9	
Yes	30.6	37.1	24.6	31.3	31.1	
N of Valid	124	70	61	83	338	
N of Miss	10	59	53	22	144	

Table 250: Have you seen or heard information about underage drinking in the past 12 months from the following sources? TV.



Response	6	8	10	12	Total	
No	34.4	29.4	39.0	38.3	35.1	
Yes	65.6	70.6	61.0	61.7	64.9	
N of Valid	125	68	59	81	333	
N of Miss	9	61	55	24	149	

Table 251: Have you seen or heard information about underage drinking in the past 12 months from the following sources? Print. This includes information on underage drinking you may have seen in the newspaper, on a billboard, in pamphlets, on stickers, etc.



Response	6	8	10	12	Total	
No	61.5	71.0	65.0	69.9	66.2	
Yes	38.5	29.0	35.0	30.1	33.8	
N of Valid	122	69	60	83	334	
N of Miss	12	60	54	22	148	

Table 252: Have you seen or heard information about underage drinking in the past 12 months from the following sources? Website or social media? (Facebook, Myspace, website, etc.)



Response	6	8	10	12	Total	
No	49.6	33.3	45.9	40.5	43.5	
Yes	50.4	66.7	54.1	59.5	56.5	
N of Valid	125	66	61	79	331	
N of Miss	9	63	53	26	151	



Table 253: The next questions ask about your opinions of the information you saw or heard. If you have seen or heard more than one ad, please think about your favorite ad when answering these questions. The information about underage drinking that I saw or heard was convincing.






Response	6	8	10	12	Total	
NO!	28.2	27.3	23.3	14.8	23.9	
no	9.7	12.1	11.7	23.5	13.9	
yes	18.5	25.8	36.7	32.1	26.6	
YES!	20.2	25.8	16.7	12.3	18.7	
I have not seen or heard any ads about underage drinking in the past 12 months.	23.4	9.1	11.7	17.3	16.9	
N of Valid	124	66	60	81	331	
N of Miss	10	63	54	24	151	

Table 254: The next questions ask about your opinions of the information you saw or heard. If you have seen or heard more than one ad, please think about your favorite ad when answering these questions. The information about underage drinking that I saw or heard grabbed my attention.






Response	6	8	10	12	Total	
NO!	27.6	26.6	20.0	14.5	22.7	
no	11.4	9.4	20.0	25.3	16.1	
yes	17.1	25.0	28.3	32.5	24.5	
YES!	19.5	23.4	20.0	13.3	18.8	
I have not seen or heard any ads about underage drinking in the past 12 months.	24.4	15.6	11.7	14.5	17.9	
N of Valid	123	64	60	83	330	
N of Miss	11	65	54	22	152	

Table 255: The next questions ask about your opinions of the information you saw or heard. If you have seen or heard more than one ad, please think about your favorite ad when answering these questions. The information about underage drinking that I saw or heard said something important to me.






Response	6	8	10	12	Total	
NO!	29.0	27.0	20.3	14.8	23.5	
no	8.1	11.1	16.9	29.6	15.6	
yes	17.7	25.4	28.8	25.9	23.2	
YES!	21.0	25.4	20.3	13.6	19.9	
I have not seen or heard any ads about underage drinking in the past 12 months.	24.2	11.1	13.6	16.0	17.7	
N of Valid	124	63	59	81	327	
N of Miss	10	66	55	24	155	

Table 256: The next questions ask about your opinions of the information you saw or heard. If you have seen or heard more than one ad, please think about your favorite ad when answering these questions. Seeing or hearing this information about underage drinking made me want to stop or decrease my drinking.










Response	6	8	10	12	Total	
NO!	22.8	31.7	23.6	11.1	21.7	
no	8.1	9.5	18.2	29.6	15.5	
yes	13.0	19.0	27.3	25.9	19.9	
YES!	19.5	25.4	20.0	14.8	19.6	
I have not seen or heard any ads about underage drinking in the past 12 months.	36.6	14.3	10.9	18.5	23.3	
N of Valid	123	63	55	81	322	
N of Miss	11	66	59	24	160	

Table 257: How honest were you in filling out this survey?

Response	6	8	10	12	Total	
I was very honest	72.8	69.0	76.7	74.7	73.2	
I was honest pretty much of the time	16.8	22.5	16.7	20.5	18.9	
I was honest some of the time	8.8	7.0	6.7	4.8	7.1	
I was honest once in a while	1.6	1.4	0.0	0.0	0.9	
I was not honest at all	0.0	0.0	0.0	0.0	0.0	
N of Valid	125	71	60	83	339	
N of Miss	9	58	54	22	143	