

# 2013 APNA

Arkansas Prevention Needs Assessment Student Survey



Hempstead County Tables

Arkansas Department of Human Services  
Division of Behavioral Health Services  
Prevention Services

Conducted by International Survey Associates dba Pride Surveys



## Contents

1	INTRODUCTION	10
2	PERCENTAGE TABLES	15

## List of Tables

1	Sex	16
2	Age	16
3	Are you Hispanic or Latino?	16
4	What is your race? Black or African American	17
5	What is your race? Asian	17
6	What is your race? American Indian	17
7	What is your race? Alaska Native	17
8	What is your race? White	18
9	What is your race? Native Hawaiian or Other Pacific Islander	18
10	What is your race? Other	18
11	What is the highest level of schooling completed by your mother or father?	19
12	Think of where you live most of the time. Which of the following people live there with you? Mother	19
13	Think of where you live most of the time. Which of the following people live there with you? Stepmother	19
14	Think of where you live most of the time. Which of the following people live there with you? Foster Mother	20
15	Think of where you live most of the time. Which of the following people live there with you? Grandmother	20
16	Think of where you live most of the time. Which of the following people live there with you? Aunt	20
17	Think of where you live most of the time. Which of the following people live there with you? Father	20
18	Think of where you live most of the time. Which of the following people live there with you? Stepfather	21
19	Think of where you live most of the time. Which of the following people live there with you? Foster Father	21
20	Think of where you live most of the time. Which of the following people live there with you? Grandfather	21
21	Think of where you live most of the time. Which of the following people live there with you? Uncle	21
22	Think of where you live most of the time. Which of the following people live there with you? Other Adults	22
23	Think of where you live most of the time. Which of the following people live there with you? Brother(s)	22
24	Think of where you live most of the time. Which of the following people live there with you? Stepbrother(s)	22
25	Think of where you live most of the time. Which of the following people live there with you? Sister(s)	22
26	Think of where you live most of the time. Which of the following people live there with you? Stepsister(s)	23

27	Think of where you live most of the time. Which of the following people live there with you? Other Children . . . . .	23
28	In my school, students have lots of chances to help decide things like class activities and rules. . . . .	23
29	Teachers ask me to work on special classroom projects. . . . .	23
30	My teacher(s) notices when I am doing a good job and lets me know about it. . . . .	24
31	There are lots of chances for students in my school to get involved in sports, clubs, and other school activities outside of class. . . . .	24
32	There are lots of chances for students in my school to talk with a teacher one-on-one. . . . .	24
33	I feel safe at my school. . . . .	25
34	The school lets my parents know when I have done something well. . . . .	25
35	My teachers praise me when I work hard in school. . . . .	25
36	Are your school grades better than the grades of most students in your class? . . . . .	26
37	I have lots of chances to be part of class discussions or activities. . . . .	26
38	Now thinking back over the past year in school, how often did you: enjoy being in school? . . . . .	26
39	Now thinking back over the past year in school, how often did you: hate being in school? . . . . .	27
40	Now thinking back over the past year in school, how often did you: try to do your best work in school? . . . . .	27
41	How often do you feel that the school work you are assigned is meaningful and important? . . . . .	27
42	Putting them all together, what were your grades like last year? . . . . .	28
43	How important do you think the things you are learning in school are going to be for your later life? . . . . .	28
44	How interesting are most of your courses to you? . . . . .	28
45	During the LAST FOUR WEEKS how many whole days of school have you missed because you skipped or 'cut'? . . . . .	29
46	What are the chances you would be seen as cool if you: smoked cigarettes? . . . . .	29
47	What are the chances you would be seen as cool if you: worked hard at school? . . . . .	29
48	What are the chances you would be seen as cool if you: began drinking alcoholic beverages regularly, that is, at least once or twice a month? . . . . .	30
49	What are the chances you would be seen as cool if you: defended someone who was being verbally abused at school? . . . . .	30
50	What are the chances you would be seen as cool if you: smoked marijuana? . . . . .	30
51	What are the chances you would be seen as cool if you: carried a handgun? . . . . .	31

52	Think of your four best friends (the friends you feel closest to). In the past year (12 months), how many of your best friends have: participated in clubs, organizations or activities at school? . . . . .	31
53	Think of your four best friends (the friends you feel closest to). In the past year (12 months), how many of your best friends have: smoked cigarettes? . . . . .	31
54	Think of your four best friends (the friends you feel closest to). In the past year (12 months), how many of your best friends have: tried beer, wine or hard liquor (for example, vodka, whiskey, or gin) when their parents didn't know about it? . . . . .	32
55	Think of your four best friends (the friends you feel closest to). In the past year (12 months), how many of your best friends have: made a commitment to stay drug-free? . . . . .	32
56	Think of your four best friends (the friends you feel closest to). In the past year (12 months), how many of your best friends have: used marijuana? . . . . .	32
57	Think of your four best friends (the friends you feel closest to). In the past year (12 months), how many of your best friends have: used prescription drugs or non-prescription drugs for the purposes of getting high? . . . . .	33
58	Think of your four best friends (the friends you feel closest to). In the past year (12 months), how many of your best friends have: used synthetic marijuana (K2, spice) or bath salts? . . . . .	33
59	Think of your four best friends (the friends you feel closest to). In the past year (12 months), how many of your best friends have: used LSD, cocaine, amphetamines, or other illegal drugs? . . . . .	33
60	Think of your four best friends (the friends you feel closest to). In the past year (12 months), how many of your best friends have: tried to do well in school? . . . . .	34
61	Think of your four best friends (the friends you feel closest to). In the past year (12 months), how many of your best friends have: been suspended from school? . . . . .	34
62	Think of your four best friends (the friends you feel closest to). In the past year (12 months), how many of your best friends have: liked school? . . . . .	34
63	Think of your four best friends (the friends you feel closest to). In the past year (12 months), how many of your best friends have: carried a handgun? . . . . .	35
64	Think of your four best friends (the friends you feel closest to). In the past year (12 months), how many of your best friends have: sold illegal drugs? . . . . .	35
65	Think of your four best friends (the friends you feel closest to). In the past year (12 months), how many of your best friends have: regularly attended religious services? . . . . .	35

66	Think of your four best friends (the friends you feel closest to). In the past year (12 months), how many of your best friends have: stolen or tried to steal a motor vehicle such as a car or motorcycle?	36
67	Think of your four best friends (the friends you feel closest to). In the past year (12 months), how many of your best friends have: been arrested?	36
68	Think of your four best friends (the friends you feel closest to). In the past year (12 months), how many of your best friends have: dropped out of school?	36
69	Think of your four best friends (the friends you feel closest to). In the past year (12 months), how many of your best friends have: been members of a gang?	37
70	How old were you when you first: smoked marijuana?	37
71	How old were you when you first: smoked a cigarette, even just a puff?	38
72	How old were you when you first: had more than a sip or two of beer, wine or hard liquor (for example, vodka, whiskey, or gin)?	38
73	How old were you when you first: began drinking alcoholic beverages regularly, that is, at least once or twice a month?	39
74	How old were you when you first: used Daztrex?	39
75	How old were you when you first: got suspended from school?	40
76	How old were you when you first: got arrested?	40
77	How old were you when you first: carried a handgun?	41
78	How old were you when you first: attacked someone with the idea of seriously hurting them?	41
79	How old were you when you first: belonged to a gang?	42
80	How wrong do you think it is for someone your age to: take a handgun to school?	42
81	How wrong do you think it is for someone your age to: steal anything worth more than \$5?	42
82	How wrong do you think it is for someone your age to: pick a fight with someone?	43
83	How wrong do you think it is for someone your age to: attack someone with the idea of seriously hurting them?	43
84	How wrong do you think it is for someone your age to: stay away from school all day when their parents think they are at school?	43
85	How wrong do you think it is for someone your age to: drink beer, wine or hard liquor (for example, vodka, whiskey, or gin) regularly?	44
86	How wrong do you think it is for someone your age to: smoke cigarettes?	44
87	How wrong do you think it is for someone your age to: smoke marijuana?	44
88	How wrong do you think it is for someone your age to: use prescription drugs or non-prescription drugs for the purpose of getting high?	45

89	How wrong do you think it is for someone your age to: use synthetic marijuana (K2, spice) or bath salts?	45
90	How wrong do you think it is for someone your age to: use LSD, cocaine, amphetamines or another illegal drug?	45
91	At school during the past 12 months, did you receive help from the resource teacher, speech therapist or other special education teacher?	46
92	How many times in the past year (12 months) have you: been suspended from school?	46
93	How many times in the past year (12 months) have you: carried a handgun?	46
94	How many times in the past year (12 months) have you: sold illegal drugs?	47
95	How many times in the past year (12 months) have you: stolen or tried to steal a motor vehicle such as a car or motorcycle?	47
96	How many times in the past year (12 months) have you: participated in clubs, organizations or activities at school?	48
97	How many times in the past year (12 months) have you: been arrested?	48
98	How many times in the past year (12 months) have you: attacked someone with the idea of seriously hurting them?	49
99	How many times in the past year (12 months) have you: been drunk or high at school?	49
100	How many times in the past year (12 months) have you: taken a handgun to school?	50
101	Are you currently on probation, or assigned a probation officer with Juvenile Court?	50
102	Have you ever belonged to a gang?	50
103	If you have ever belonged to a gang, did that gang have a name?	51
104	You are at a party at someone's house, and one of your friends offers you a drink containing alcohol. What would you say or do?	51
105	How often do you attend religious services or activities?	51
106	I think sometimes it's okay to cheat at school.	52
107	It is important to think before you act.	52
108	Sometimes I think that life is not worth it.	52
109	At times I think I am no good at all.	53
110	All in all, I am inclined to think that I am a failure.	53
111	In the past year, have you felt depressed or sad MOST days, even if you felt okay sometimes?	53
112	It is all right to beat up people if they start the fight.	54
113	I think it is okay to take something without asking if you can get away with it.	54
114	Where do you get the most information about living a drug and alcohol free life? Parents/guardians	54
115	Where do you get the most information about living a drug and alcohol free life? Friends	55

116	Where do you get the most information about living a drug and alcohol free life? Family members . . . . .	55
117	Where do you get the most information about living a drug and alcohol free life? School . . . . .	55
118	Where do you get the most information about living a drug and alcohol free life? Internet . . . . .	56
119	Where do you get the most information about living a drug and alcohol free life? TV . . . . .	56
120	Where do you get the most information about living a drug and alcohol free life? Social media . . . . .	56
121	How much do you think people risk harming themselves (physically or in other ways) if they: smoked one or more packs of cigarettes per day? . . . . .	57
122	How much do you think people risk harming themselves (physically or in other ways) if they: try marijuana once or twice? . . . . .	57
123	How much do you think people risk harming themselves (physically or in other ways) if they: smoke marijuana once or twice a week? . . . . .	57
124	How much do you think people risk harming themselves (physically or in other ways) if they: take one or two drinks of an alcoholic beverage (beer, wine, liquor) nearly every day? . . . . .	58
125	How much do you think people risk harming themselves (physically or in other ways) if they: have five or more drinks of an alcoholic beverage once or twice each weekend? . . . . .	58
126	How much do you think people risk harming themselves (physically or in other ways) if they: use prescription drugs that are not prescribed to them? . . . . .	58
127	How much do you think people risk harming themselves (physically or in other ways) if they: use non-prescription drugs to get high? . . . . .	59
128	Have you ever used smokeless tobacco (chew, snuff, plug, dipping tobacco, or chewing tobacco)? . . . . .	59
129	How often have you taken smokeless tobacco during the past 30 days? . . . . .	59
130	Have you ever smoked cigarettes? . . . . .	60
131	How frequently have you smoked cigarettes during the past 30 days? . . . . .	60
132	Which statement best describes rules about smoking inside your home? . . . . .	60
133	Which statement best describes rules about smoking in your family cars? . . . . .	61
134	During this school year, were you taught in any of your classes about the dangers of tobacco use? . . . . .	61
135	During the past 12 months, have you participated in any community activities to discourage people your age from using cigarettes, chewing tobacco, snuff, dip or cigars? . . . . .	61
136	Think back over the last two weeks. How many times have you had five or more alcoholic drinks in a row? . . . . .	62

137	During the past 30 days, how many times did you ride in a car or other vehicle driven by someone who had been drinking alcohol or using drugs to get high? . . . . .	62
138	During the past 30 days, how many times did you drive a car or other vehicle when you had been drinking alcohol or using drugs to get high? . . . . .	62
139	If you drank alcohol (not just a sip or taste) in the past year, how did you usually get it? . . . . .	63
140	If you drank alcohol (not just a sip or taste) in the past year, where did you usually drink it? . . . . .	63
141	How do you feel about someone your age having one or two drinks of an alcoholic beverage nearly every day? . . . . .	64
142	On how many occasions have you had alcoholic beverages (beer, wine or hard liquor) to drink in your lifetime - more than just a few sips? . . . . .	64
143	On how many occasions have you drunk one of more drinks of an alcoholic beverage during the past 30 days? . . . . .	64
144	On how many occasions have you used marijuana (grass, pot) or hashish (hash, hash oil) in your lifetime? . . . . .	65
145	On how many occasions have you used marijuana (grass, pot) or hashish (hash, hash oil) during the past 30 days? . . . . .	65
146	On how many occasions have you used LSD or other psychedelics in your lifetime? . . . . .	65
147	On how many occasions have you used LSD or other psychedelics during the past 30 days? . . . . .	66
148	On how many occasions have you used cocaine or crack in your lifetime? . . . . .	66
149	On how many occasions have you used cocaine or crack during the past 30 days? . . . . .	66
150	On how many occasions have you sniffed glue, breathed the contents of an aerosol spray can, or inhaled other gases or sprays, in order to get high in your lifetime? . . . . .	67
151	On how many occasions have you sniffed glue, breathed the contents of an aerosol spray can, or inhaled other gases or sprays, in order to get high during the past 30 days? . . . . .	67
152	On how many occasions have you used Daztrex in your lifetime? . . . . .	68
153	On how many occasions have you used Daztrex during the past 30 days? . . . . .	68
154	On how many occasions have you used synthetic marijuana in your lifetime? . . . . .	68
155	On how many occasions have you used synthetic marijuana during the past 30 days? . . . . .	69
156	On how many occasions have you used methamphetamines (meth, speed, crank, crystal meth) in your lifetime? . . . . .	69



157	On how many occasions have you used methamphetamines (meth, speed, crank, crystal meth) in the past 30 days? . . . . .	69
158	On how many occasions have you used other chemical products (bath salts, plant food, etc.) in your lifetime? . . . . .	70
159	On how many occasions have you used other chemical products (bath salts, plant food, etc.) during the past 30 days? . . . . .	70
160	On how many occasions have you used heroin or other opiates in your lifetime? . . . . .	70
161	On how many occasions have you used heroin or other opiates during the past 30 days? . . . . .	71
162	On how many occasions have you used MDMA ('X', 'E', or ecstasy) in your lifetime? . . . . .	71
163	On how many occasions have you used MDMA ('X', 'E', or ecstasy) during the past 30 days? . . . . .	71
164	On how many occasions have you taken prescription drugs (such as Valium, Xanax, Ritalin, Adderall, OxyContin, Darvocet, or sleeping pills) not prescribed to you in your lifetime? . . . . .	72
165	On how many occasions have you taken prescription drugs (such as Valium, Xanax, Ritalin, Adderall, OxyContin, Darvocet, or sleeping pills) not prescribed to you during the past 30 days? . . . . .	72
166	On how many occasions have you taken non-prescription medicines such as diet pills (for example, Dietac, Dexatrim or Prolamine), stay-awake pills (for example No-Doz, Vivarin, or Wake), or cough or cold medicines (robos, DXM, etc.) to get high in your lifetime? . . . . .	73
167	On how many occasions have you taken non-prescription medicines such as diet pills (for example, Dietac, Dexatrim or Prolamine), stay-awake pills (for example No-Doz, Vivarin, or Wake), or cough or cold medicines (robos, DXM, etc.) to get high during the past 30 days? . . . . .	73
168	On how many occasions have you been drunk or very high from drinking alcoholic beverages during the past 30 days? . . . . .	74
169	On how many occasions have you drunk flavored alcoholic beverages, sometimes called 'alcopops' (like Mike's Hard Lemonade, Smirnoff Ice, Bacardi Breezers, etc.) in your lifetime? . . . . .	74
170	On how many occasions have you drunk flavored alcoholic beverages, sometimes called 'alcopops' (like Mike's Hard Lemonade, Smirnoff Ice, Bacardi Breezers, etc.) during the past 30 days? . . . . .	75
171	If you used prescription drugs or over the counter drugs without a doctor telling you to use it or for the purpose of getting high, where did you get these drugs? . . . . .	75
172	During the last month, about how many marijuana cigarettes, or the equivalent, did you smoke a day, on the average? . . . . .	76
173	How wrong do your friends feel it would be for YOU to: drink alcohol? . . . . .	76
174	How wrong do your friends feel it would be for YOU to: smoke tobacco? . . . . .	76

175	How wrong do your friends feel it would be for YOU to: smoke marijuana? . . . . .	77
176	How wrong do your friends feel it would be for YOU to: use prescription drugs not prescribed to you . . . . .	77
177	How wrong would most adults (over 21) in your neighborhood think it is for kids your age: to use marijuana? . . . . .	77
178	How wrong would most adults (over 21) in your neighborhood think it is for kids your age: to drink alcohol? . . . . .	78
179	How wrong would most adults (over 21) in your neighborhood think it is for kids your age: to smoke cigarettes? . . . . .	78
180	How much do each of the following statements describe your neighborhood? crime and/or drug selling . . . . .	78
181	How much do each of the following statements describe your neighborhood? fights . . . . .	79
182	How much do each of the following statements describe your neighborhood? lots of empty or abandoned buildings . . . . .	79
183	How much do each of the following statements describe your neighborhood? lots of graffiti . . . . .	79
184	I feel safe in my neighborhood. . . . .	80
185	If a kid smoked marijuana in your neighborhood would he or she be caught by the police? . . . . .	80
186	If a kid drank some beer, wine or hard liquor (for example, vodka, whiskey, or gin) in your neighborhood would he or she be caught by the police? . . . . .	80
187	If a kid carried a handgun in your neighborhood would he or she be caught by the police? . . . . .	81
188	If you wanted to get some cigarettes, how easy would it be for you to get some? . . . . .	81
189	If you wanted to get some beer, wine or hard liquor (for example, vodka, whiskey, or gin), how easy would it be for you to get some? . . . . .	81
190	If you wanted to get a drug like cocaine, LSD, or amphetamines, how easy would it be for you to get some? . . . . .	82
191	If you wanted to get a handgun, how easy would it be for you to get one? . . . . .	82
192	If you wanted to get some marijuana, how easy would it be for you to get some? . . . . .	82
193	If you wanted to get prescription drugs for the purpose of getting high, how easy would it be for you to get some? . . . . .	83
194	If you wanted to get synthetic marijuana such as K2 or chemical products such as bath salts to get high, how easy would it be for you to get some? . . . . .	83
195	If you wanted to get steroids to enhance athletic performance, how easy would it be for you to get some? . . . . .	83

196	During the past 12 months, have you participated in any alcohol prevention programs or seen any alcohol prevention messages in your school or community? Yes, a school-based program focused on preventing underage drinking and/or drinking and driving. . . .	84
197	During the past 12 months, have you participated in any alcohol prevention programs or seen any alcohol prevention messages in your school or community? Yes, a community-based program focused on preventing underage drinking and/or drinking and driving (for example, through your church or temple or through youth groups like Boys and Girls Club or 4-H). . . .	84
198	During the past 12 months, have you participated in any alcohol prevention programs or seen any alcohol prevention messages in your school or community? Yes, a media campaign addressing underage drinking and/or drinking and driving (for example, newspaper ads, posters, pamphlets, radio, TV). . . .	84
199	During the past 12 months, have you participated in any alcohol prevention programs or seen any alcohol prevention messages in your school or community? No . . . .	84
200	How wrong do your parents feel it would be for YOU to: drink beer, wine or hard liquor (for example, vodka, whiskey or gin) regularly? .	85
201	How wrong do your parents feel it would be for YOU to: smoke tobacco? . . . .	85
202	How wrong do your parents feel it would be for YOU to: smoke marijuana? . . . .	85
203	How wrong do your parents feel it would be for YOU to: use prescription drugs not prescribed to you? . . . .	86
204	How wrong do your parents feel it would be for YOU to: steal something worth more than \$5? . . . .	86
205	How wrong do your parents feel it would be for YOU to: draw graffiti, write things, or draw pictures on buildings or other property (without the owner's permission)? . . . .	86
206	How wrong do your parents feel it would be for YOU to: pick a fight with someone? . . . .	87
207	During the past 12 months, have you talked with at least one of your parents about the dangers of underage drinking and/or drinking and driving? By parents, we mean either your biological parents, adoptive parents, stepparents, or adult guardians - whether or not they live with you. . . .	87
208	The rules in my family are clear. . . .	87
209	People in my family often insult or yell at each other. . . .	88
210	When I am not at home, one of my parents knows where I am and who I am with. . . .	88
211	We argue about the same things in my family over and over. . . .	88

212	If you drank some beer or wine or liquor (for example, vodka, whiskey, or gin) without your parents' permission, would you be caught by your parents? . . . .	89
213	My family has clear rules about alcohol and drug use. . . .	89
214	If you carried a handgun without your parents' permission, would you be caught by your parents? . . . .	89
215	If you skipped school would you be caught by your parents? . . . .	90
216	My parents ask if I've gotten my homework done. . . .	90
217	People in my family have serious arguments. . . .	90
218	Would your parents know if you did not come home on time? . . . .	91
219	Have any of your brothers or sisters ever: drunk beer, wine or hard liquor (for example, vodka, whiskey or gin)? . . . .	91
220	Have any of your brothers or sisters ever: smoked marijuana? . . . .	91
221	Have any of your brothers or sisters ever: smoked cigarettes? . . . .	91
222	Have any of your brothers or sisters ever: taken a handgun to school? .	92
223	Have any of your brothers or sisters ever: been suspended or expelled from school? . . . .	92
224	Have you changed homes in the past year (the last 12 months)? . . .	92
225	How many times have you changed homes since kindergarten? . . . .	92
226	Have you changed schools (including changing from elementary to middle and middle to high school) in the past year? . . . .	93
227	How many times have you changed schools since kindergarten (including changing from elementary to middle and middle to high school)? . . . .	93
228	Has anyone in your family ever had severe alcohol or drug problems? .	93
229	About how many adults (over 21) have you known personally who in the past year have: used marijuana, crack, cocaine, or other drugs? .	94
230	About how many adults (over 21) have you known personally who in the past year have: sold or dealt drugs? . . . .	94
231	About how many adults (over 21) have you known personally who in the past year have: done other things that could get them in trouble with the police, like stealing, selling stolen goods, mugging or assaulting others, etc.? . . . .	94
232	About how many adults (over 21) have you known personally who in the past year have: gotten drunk or high? . . . .	95
233	Have you seen or heard information about underage drinking in the past 12 months from the following sources? Radio . . . .	95
234	Have you seen or heard information about underage drinking in the past 12 months from the following sources? TV. . . .	95
235	Have you seen or heard information about underage drinking in the past 12 months from the following sources? Print. This includes information on underage drinking you may have seen in the newspaper, on a billboard, in pamphlets, on stickers, etc. . . .	95



236	Have you seen or heard information about underage drinking in the past 12 months from the following sources? Website or social media? (Facebook, Myspace, website, etc.) . . . . .	96
237	The next questions ask about your opinions of the information you saw or heard. If you have seen or heard more than one ad, please think about your favorite ad when answering these questions. The information about underage drinking that I saw or heard was convincing. . . . .	96
238	The next questions ask about your opinions of the information you saw or heard. If you have seen or heard more than one ad, please think about your favorite ad when answering these questions. The information about underage drinking that I saw or heard grabbed my attention. . . . .	96
239	The next questions ask about your opinions of the information you saw or heard. If you have seen or heard more than one ad, please think about your favorite ad when answering these questions. The information about underage drinking that I saw or heard said something important to me. . . . .	97
240	The next questions ask about your opinions of the information you saw or heard. If you have seen or heard more than one ad, please think about your favorite ad when answering these questions. Seeing or hearing this information about underage drinking made me want to stop or decrease my drinking. . . . .	97
241	How honest were you in filling out this survey? . . . . .	97

## List of Figures

1	Grade Chart . . . . .	11
2	Gender Chart . . . . .	12
3	Age Chart . . . . .	13
4	Ethnic Origin Chart . . . . .	14

# 1 INTRODUCTION

This report was generated from data collected on the *2013 Arkansas Prevention Needs Assessment Student Survey*. This report contains basic frequency tables of all data collected and graphs on the selected demographic variables of grade, gender, age and ethnic origin. The graph on ethnic origin is represented as a bar chart rather than as a pie chart. This is because students were allowed to mark more than one response for ethnic origin as opposed to being allowed to mark only one response. The bars represent the percent of students who marked each of the ethnic categories.

Questions regarding the information found in this report can be directed to:

**Pride Surveys**

160 Vanderbilt Court  
Bowling Green, KY 42103  
1-800-279-6361  
[www.pridesurveys.com](http://www.pridesurveys.com)

# Grade Chart

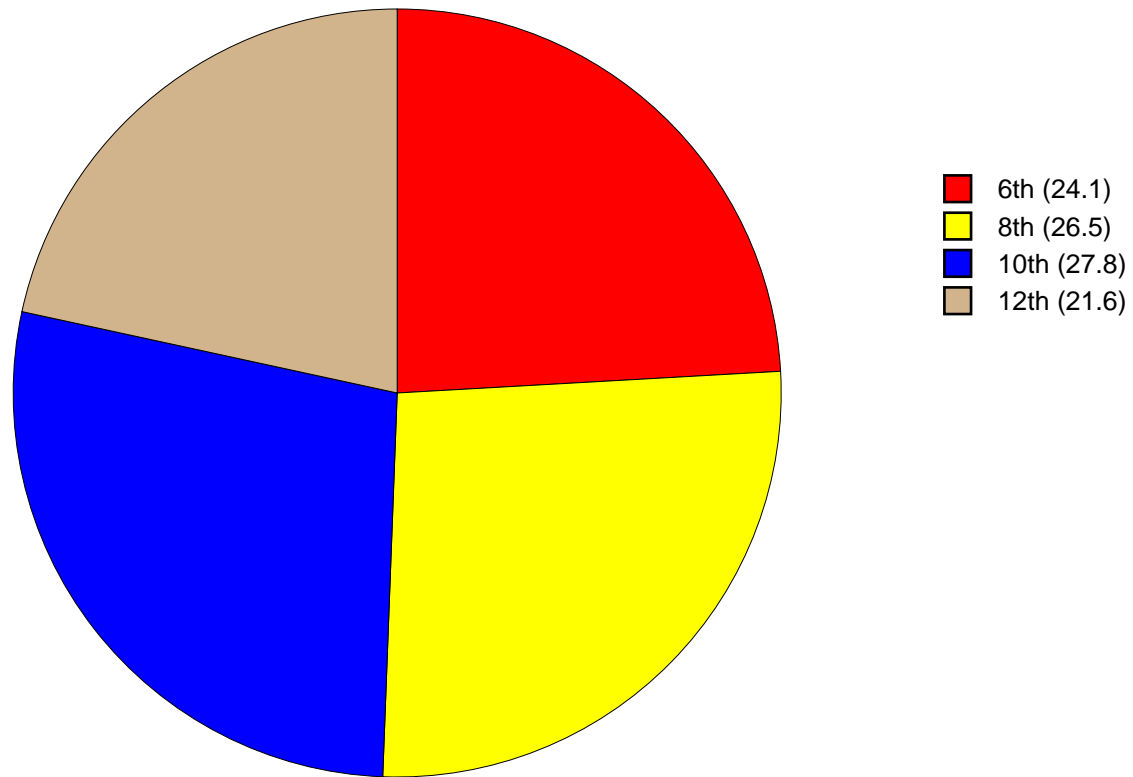


Figure 1: Grade Chart

## Gender Chart

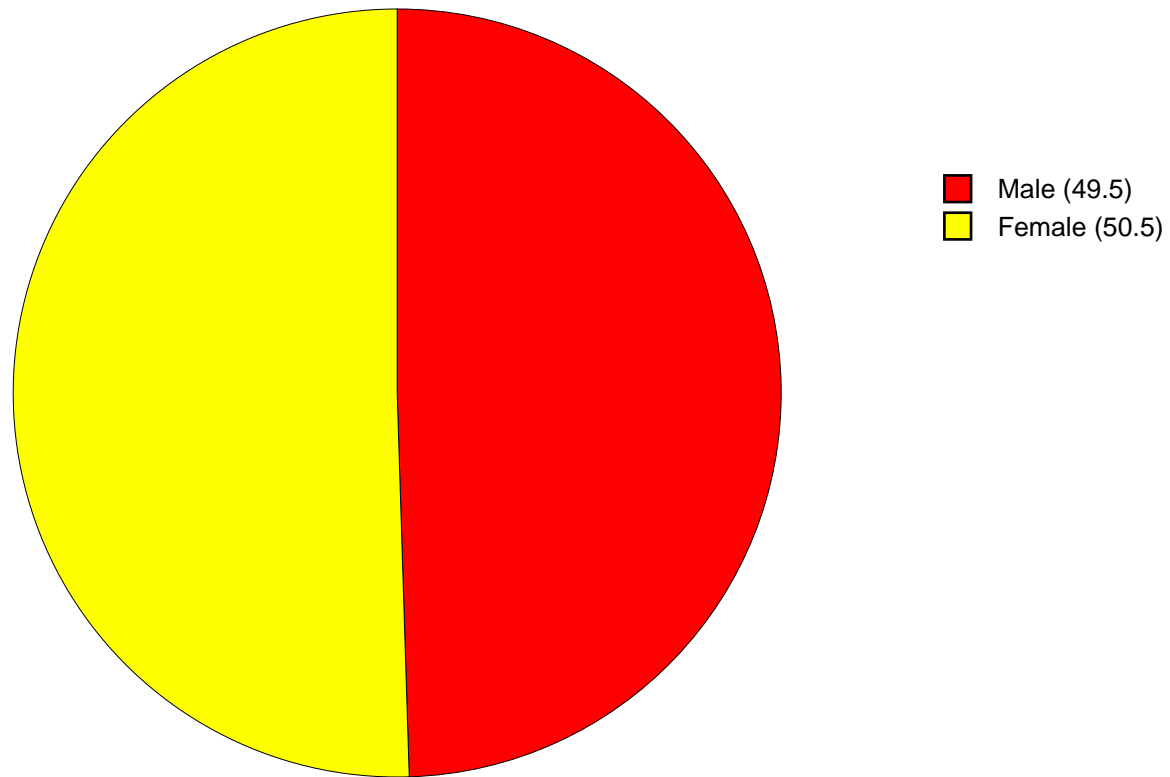


Figure 2: Gender Chart

# Age Chart

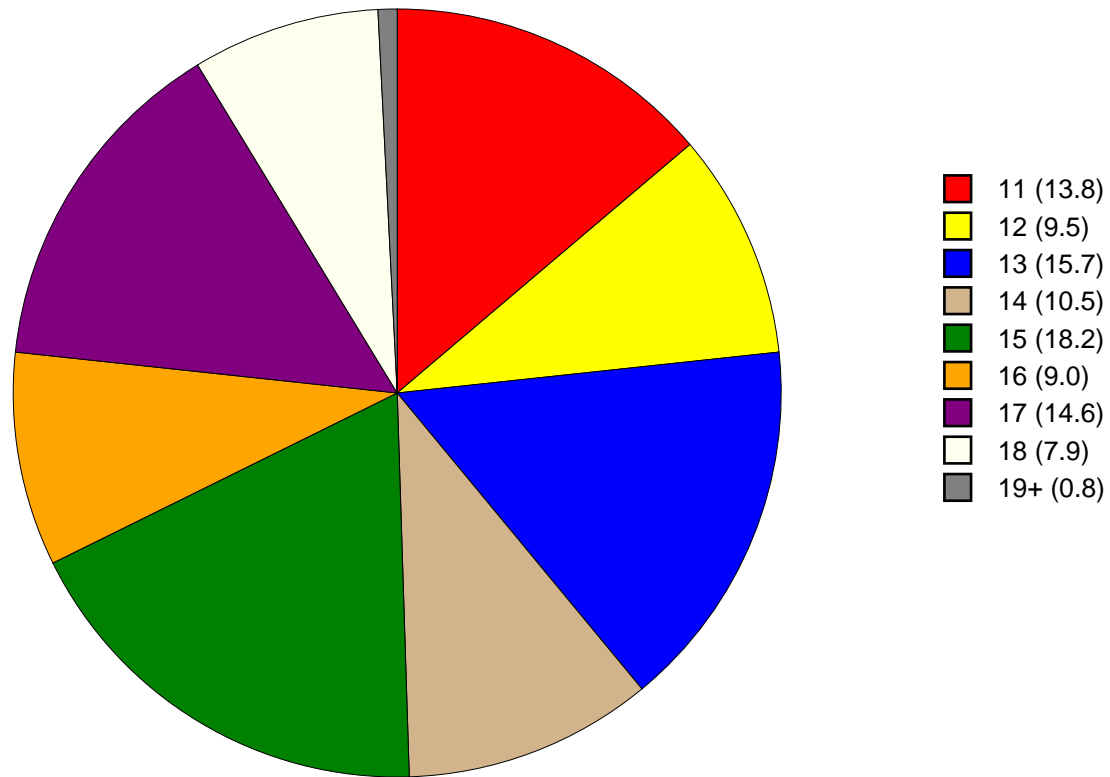


Figure 3: Age Chart

# Ethnic Origin Chart

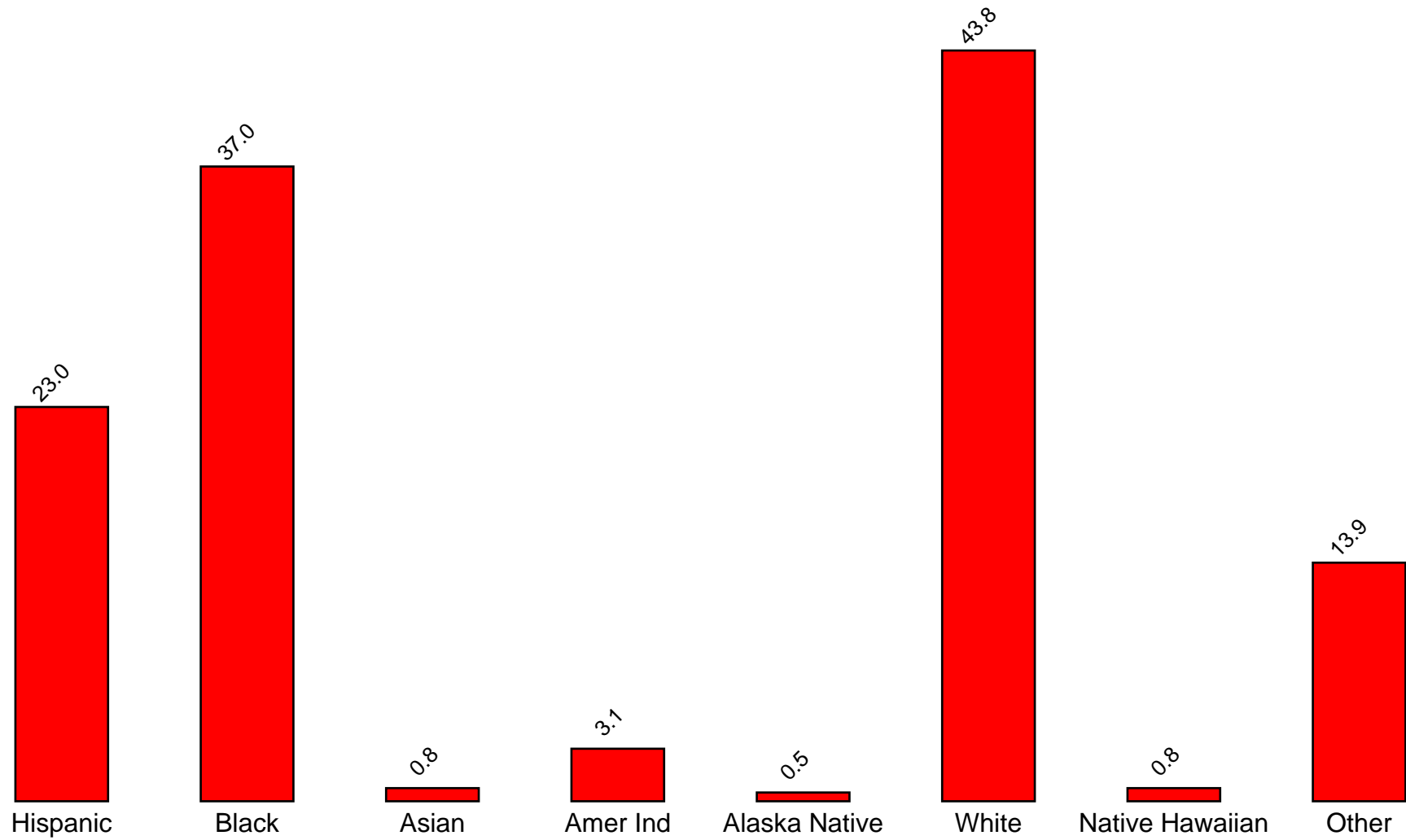


Figure 4: Ethnic Origin Chart



## 2 PERCENTAGE TABLES

The following tables contain frequency distribution detailing how your students responded to each question on the survey. The tables appear in the same order as the questions on the survey. The tables include breakdowns by grade level as well as overall percentages. The *N of Valid* row is a frequency count of the number of valid responses to each question for each grade and overall. The *N of Miss* row is a frequency count of the number of invalid (marked more than one response) or missing (i.e. did not respond) responses to each question for each grade and overall.

For the questions that allowed more than one response (i.e. race, live with, etc.) each response becomes a separate table. If a student did not mark the response, that was counted as a NO response, and if they did mark the response, that was counted as a YES response. Since a non response is a valid response for these questions, the *N of Miss* will always be zero for these questions.

Table 1: Sex



Response	6	8	10	12	Total	
Male	53.4	50.0	46.3	48.5	49.5	
Female	46.6	50.0	53.7	51.5	50.5	
N of Valid	189	206	216	169	780	
N of Miss	0	2	2	0	4	

Table 2: Age










Response	6	8	10	12	Total	
10 or younger	0.0	0.0	0.0	0.0	0.0	
11	57.4	0.0	0.0	0.0	13.8	
12	39.4	0.0	0.0	0.0	9.5	
13	3.2	56.5	0.0	0.0	15.7	
14	0.0	39.6	0.0	0.0	10.5	
15	0.0	3.9	61.8	0.0	18.2	
16	0.0	0.0	32.3	0.0	9.0	
17	0.0	0.0	6.0	59.8	14.6	
18	0.0	0.0	0.0	36.7	7.9	
19 or older	0.0	0.0	0.0	3.6	0.8	
N of Valid	188	207	217	169	781	
N of Miss	1	1	1	0	3	

Table 3: Are you Hispanic or Latino?



Response	6	8	10	12	Total	
No	75.0	73.2	76.3	84.9	77.0	
Yes	25.0	26.8	23.7	15.1	23.0	
N of Valid	180	205	215	166	766	
N of Miss	9	3	3	3	18	

Table 4: What is your race? Black or African American



Response	6	8	10	12	Total	
No	64.6	62.0	64.7	60.4	63.0	
Yes	35.4	38.0	35.3	39.6	37.0	
N of Valid	189	208	218	169	784	
N of Miss	0	0	0	0	0	

Table 5: What is your race? Asian



Response	6	8	10	12	Total	
No	100.0	99.5	97.7	100.0	99.2	
Yes	0.0	0.5	2.3	0.0	0.8	
N of Valid	189	208	218	169	784	
N of Miss	0	0	0	0	0	

Table 6: What is your race? American Indian



Response	6	8	10	12	Total	
No	97.4	95.7	95.9	99.4	96.9	
Yes	2.6	4.3	4.1	0.6	3.1	
N of Valid	189	208	218	169	784	
N of Miss	0	0	0	0	0	

Table 7: What is your race? Alaska Native



Response	6	8	10	12	Total	
No	99.5	100.0	99.1	99.4	99.5	
Yes	0.5	0.0	0.9	0.6	0.5	
N of Valid	189	208	218	169	784	
N of Miss	0	0	0	0	0	

Table 8: What is your race? White



Response	6	8	10	12	Total	
No	59.3	60.1	51.8	53.8	56.2	
Yes	40.7	39.9	48.2	46.2	43.8	
N of Valid	189	208	218	169	784	
N of Miss	0	0	0	0	0	

Table 9: What is your race? Native Hawaiian or Other Pacific Islander



Response	6	8	10	12	Total	
No	99.5	100.0	98.2	99.4	99.2	
Yes	0.5	0.0	1.8	0.6	0.8	
N of Valid	189	208	218	169	784	
N of Miss	0	0	0	0	0	

Table 10: What is your race? Other



Response	6	8	10	12	Total	
No	78.8	80.8	90.8	94.7	86.1	
Yes	21.2	19.2	9.2	5.3	13.9	
N of Valid	189	208	218	169	784	
N of Miss	0	0	0	0	0	

Table 11: What is the highest level of schooling completed by your mother or father?









Response	6	8	10	12	Total	
Completed grade school or less	2.8	2.0	2.8	1.8	2.4	
Some high school	5.1	6.9	8.5	17.1	9.1	
Completed high school	11.2	15.2	15.6	21.3	15.7	
Some college	6.7	9.3	16.1	18.9	12.7	
Completed college	18.0	19.6	24.6	21.3	21.0	
Graduate or professional school after college	9.6	9.8	7.6	5.5	8.2	
Don't know	44.9	36.3	22.3	11.6	29.1	
Does not apply	1.7	1.0	2.4	2.4	1.8	
N of Valid	178	204	211	164	757	
N of Miss	11	4	7	5	27	

Table 12: Think of where you live most of the time. Which of the following people live there with you? Mother



Response	6	8	10	12	Total	
No	14.8	15.9	16.1	21.9	17.0	
Yes	85.2	84.1	83.9	78.1	83.0	
N of Valid	189	208	218	169	784	
N of Miss	0	0	0	0	0	

Table 13: Think of where you live most of the time. Which of the following people live there with you? Stepmother



Response	6	8	10	12	Total	
No	96.8	97.6	95.0	93.5	95.8	
Yes	3.2	2.4	5.0	6.5	4.2	
N of Valid	189	208	218	169	784	
N of Miss	0	0	0	0	0	

Table 14: Think of where you live most of the time. Which of the following people live there with you? Foster Mother



Response	6	8	10	12	Total	
No	99.5	100.0	98.2	100.0	99.4	
Yes	0.5	0.0	1.8	0.0	0.6	
N of Valid	189	208	218	169	784	
N of Miss	0	0	0	0	0	

Table 15: Think of where you live most of the time. Which of the following people live there with you? Grandmother



Response	6	8	10	12	Total	
No	83.6	83.7	83.9	82.8	83.5	
Yes	16.4	16.3	16.1	17.2	16.5	
N of Valid	189	208	218	169	784	
N of Miss	0	0	0	0	0	

Table 16: Think of where you live most of the time. Which of the following people live there with you? Aunt



Response	6	8	10	12	Total	
No	94.2	91.8	95.0	97.0	94.4	
Yes	5.8	8.2	5.0	3.0	5.6	
N of Valid	189	208	218	169	784	
N of Miss	0	0	0	0	0	

Table 17: Think of where you live most of the time. Which of the following people live there with you? Father



Response	6	8	10	12	Total	
No	47.6	51.9	50.5	58.6	51.9	
Yes	52.4	48.1	49.5	41.4	48.1	
N of Valid	189	208	218	169	784	
N of Miss	0	0	0	0	0	



Table 18: Think of where you live most of the time. Which of the following people live there with you? Stepfather



Response	6	8	10	12	Total	
No	86.8	85.6	86.7	92.3	87.6	
Yes	13.2	14.4	13.3	7.7	12.4	
N of Valid	189	208	218	169	784	
N of Miss	0	0	0	0	0	

Table 19: Think of where you live most of the time. Which of the following people live there with you? Foster Father



Response	6	8	10	12	Total	
No	98.9	100.0	99.1	100.0	99.5	
Yes	1.1	0.0	0.9	0.0	0.5	
N of Valid	189	208	218	169	784	
N of Miss	0	0	0	0	0	

Table 20: Think of where you live most of the time. Which of the following people live there with you? Grandfather



Response	6	8	10	12	Total	
No	92.1	90.9	92.2	96.4	92.7	
Yes	7.9	9.1	7.8	3.6	7.3	
N of Valid	189	208	218	169	784	
N of Miss	0	0	0	0	0	

Table 21: Think of where you live most of the time. Which of the following people live there with you? Uncle



Response	6	8	10	12	Total	
No	96.3	93.8	96.3	97.0	95.8	
Yes	3.7	6.2	3.7	3.0	4.2	
N of Valid	189	208	218	169	784	
N of Miss	0	0	0	0	0	

Table 22: Think of where you live most of the time. Which of the following people live there with you? Other Adults



Response	6	8	10	12	Total	
No	94.2	97.6	98.6	94.7	96.4	
Yes	5.8	2.4	1.4	5.3	3.6	
N of Valid	189	208	218	169	784	
N of Miss	0	0	0	0	0	

Table 23: Think of where you live most of the time. Which of the following people live there with you? Brother(s)



Response	6	8	10	12	Total	
No	43.4	49.5	59.6	66.3	54.5	
Yes	56.6	50.5	40.4	33.7	45.5	
N of Valid	189	208	218	169	784	
N of Miss	0	0	0	0	0	

Table 24: Think of where you live most of the time. Which of the following people live there with you? Stepbrother(s)



Response	6	8	10	12	Total	
No	93.7	95.2	94.5	97.0	95.0	
Yes	6.3	4.8	5.5	3.0	5.0	
N of Valid	189	208	218	169	784	
N of Miss	0	0	0	0	0	

Table 25: Think of where you live most of the time. Which of the following people live there with you? Sister(s)



Response	6	8	10	12	Total	
No	50.3	52.4	59.2	64.5	56.4	
Yes	49.7	47.6	40.8	35.5	43.6	
N of Valid	189	208	218	169	784	
N of Miss	0	0	0	0	0	

Table 26: Think of where you live most of the time. Which of the following people live there with you? Stepsister(s)



Response	6	8	10	12	Total	
No	94.7	98.1	96.8	97.0	96.7	
Yes	5.3	1.9	3.2	3.0	3.3	
N of Valid	189	208	218	169	784	
N of Miss	0	0	0	0	0	

Table 27: Think of where you live most of the time. Which of the following people live there with you? Other Children



Response	6	8	10	12	Total	
No	95.2	92.8	94.5	94.7	94.3	
Yes	4.8	7.2	5.5	5.3	5.7	
N of Valid	189	208	218	169	784	
N of Miss	0	0	0	0	0	

Table 28: In my school, students have lots of chances to help decide things like class activities and rules.





Response	6	8	10	12	Total	
NO!	20.7	19.4	19.8	17.9	19.5	
no	36.3	40.8	37.7	42.9	39.3	
yes	30.7	33.0	37.3	33.3	33.7	
YES!	12.3	6.8	5.2	6.0	7.5	
N of Valid	179	206	212	168	765	
N of Miss	10	2	6	1	19	

Table 29: Teachers ask me to work on special classroom projects.





Response	6	8	10	12	Total	
NO!	9.2	11.7	9.4	9.5	10.0	
no	39.7	36.4	40.4	42.0	39.5	
yes	35.9	41.3	40.8	40.2	39.6	
YES!	15.2	10.7	9.4	8.3	10.9	
N of Valid	184	206	213	169	772	
N of Miss	5	2	5	0	12	

Table 30: My teacher(s) notices when I am doing a good job and lets me know about it.

Response	6	8	10	12	Total	
NO!	9.2	8.2	7.1	6.5	7.8	
no	22.3	21.3	21.2	24.3	22.2	
yes	41.8	47.3	51.4	56.2	49.1	
YES!	26.6	23.2	20.3	13.0	21.0	
N of Valid	184	207	212	169	772	
N of Miss	5	1	6	0	12	

Table 31: There are lots of chances for students in my school to get involved in sports, clubs, and other school activities outside of class.

Response	6	8	10	12	Total	
NO!	10.3	4.3	4.2	2.4	5.3	
no	19.0	13.0	9.9	8.4	12.6	
yes	43.5	39.9	40.8	42.5	41.6	
YES!	27.2	42.8	45.1	46.7	40.5	
N of Valid	184	208	213	167	772	
N of Miss	5	0	5	2	12	

Table 32: There are lots of chances for students in my school to talk with a teacher one-on-one.

Response	6	8	10	12	Total	
NO!	5.9	5.3	7.5	5.9	6.2	
no	20.0	20.8	25.9	20.7	22.0	
yes	52.4	51.7	51.4	49.1	51.2	
YES!	21.6	22.2	15.1	24.3	20.6	
N of Valid	185	207	212	169	773	
N of Miss	4	1	6	0	11	

Table 33: I feel safe at my school.





Response	6	8	10	12	Total	
NO!	7.1	9.2	9.0	13.1	9.5	
no	18.6	17.9	24.2	14.9	19.1	
yes	41.0	46.9	51.2	56.5	48.8	
YES!	33.3	26.1	15.6	15.5	22.6	
N of Valid	183	207	211	168	769	
N of Miss	6	1	7	1	15	

Table 34: The school lets my parents know when I have done something well.





Response	6	8	10	12	Total	
NO!	15.2	17.6	25.4	27.8	21.4	
no	26.1	35.8	47.4	49.1	39.6	
yes	39.7	34.3	22.1	18.9	28.8	
YES!	19.0	12.3	5.2	4.1	10.1	
N of Valid	184	204	213	169	770	
N of Miss	5	4	5	0	14	

Table 35: My teachers praise me when I work hard in school.





Response	6	8	10	12	Total	
NO!	16.1	13.8	24.4	16.7	17.9	
no	32.3	44.8	39.4	42.3	39.7	
yes	39.2	33.5	30.0	34.5	34.2	
YES!	12.4	7.9	6.1	6.5	8.2	
N of Valid	186	203	213	168	770	
N of Miss	3	5	5	1	14	

Table 36: Are your school grades better than the grades of most students in your class?

Response	6	8	10	12	Total	
NO!	10.9	10.7	8.0	5.9	8.9	
no	34.4	30.6	26.3	27.8	29.7	
yes	35.5	42.7	48.8	53.3	45.0	
YES!	19.1	16.0	16.9	13.0	16.3	
N of Valid	183	206	213	169	771	
N of Miss	6	2	5	0	13	

Table 37: I have lots of chances to be part of class discussions or activities.

Response	6	8	10	12	Total	
NO!	3.2	7.3	6.2	2.4	4.9	
no	19.5	20.0	19.9	16.6	19.1	
yes	48.6	53.7	58.8	65.7	56.5	
YES!	28.6	19.0	15.2	15.4	19.5	
N of Valid	185	205	211	169	770	
N of Miss	4	3	7	0	14	

Table 38: Now thinking back over the past year in school, how often did you: enjoy being in school?

Response	6	8	10	12	Total	
Never	11.7	11.1	9.3	10.7	10.7	
Seldom	8.9	7.2	14.0	16.1	11.5	
Sometimes	39.7	44.9	45.8	46.4	44.3	
Often	22.3	20.3	22.0	18.5	20.8	
Almost always	17.3	16.4	8.9	8.3	12.8	
N of Valid	179	207	214	168	768	
N of Miss	10	1	4	1	16	



Table 39: Now thinking back over the past year in school, how often did you: hate being in school?






Response	6	8	10	12	Total	
Never	14.0	8.3	5.1	7.1	8.5	
Seldom	11.7	22.8	22.9	19.0	19.4	
Sometimes	41.3	36.9	43.0	33.9	39.0	
Often	14.5	17.0	19.2	22.6	18.3	
Almost always	18.4	15.0	9.8	17.3	14.9	
N of Valid	179	206	214	168	767	
N of Miss	10	2	4	1	17	

Table 40: Now thinking back over the past year in school, how often did you: try to do your best work in school?






Response	6	8	10	12	Total	
Never	1.1	0.5	0.0	0.0	0.4	
Seldom	0.6	2.0	1.4	4.2	2.0	
Sometimes	8.9	13.2	12.7	13.1	12.0	
Often	21.2	34.8	41.3	37.5	34.0	
Almost always	68.2	49.5	44.6	45.2	51.6	
N of Valid	179	204	213	168	764	
N of Miss	10	4	5	1	20	

Table 41: How often do you feel that the school work you are assigned is meaningful and important?






Response	6	8	10	12	Total	
Never	4.4	5.9	5.6	7.7	5.9	
Seldom	7.2	15.7	17.4	23.2	15.8	
Sometimes	26.5	29.4	36.6	33.3	31.6	
Often	30.4	29.9	25.4	25.0	27.7	
Almost always	31.5	19.1	15.0	10.7	19.1	
N of Valid	181	204	213	168	766	
N of Miss	8	4	5	1	18	

Table 42: Putting them all together, what were your grades like last year?

Response	6	8	10	12	Total	
Mostly F's	1.1	4.1	1.5	0.0	1.8	
Mostly D's	4.5	5.6	7.8	3.7	5.5	
Mostly C's	23.0	28.1	26.7	30.4	27.0	
Mostly B's	46.1	36.7	35.4	36.0	38.5	
Mostly A's	25.3	25.5	28.6	29.8	27.3	
N of Valid	178	196	206	161	741	
N of Miss	11	12	12	8	43	

Table 43: How important do you think the things you are learning in school are going to be for your later life?

Response	6	8	10	12	Total	
Very important	56.8	43.9	32.4	17.8	38.1	
Quite important	24.0	26.3	16.0	23.1	22.2	
Fairly important	15.3	17.6	31.5	29.6	23.5	
Slightly important	3.3	9.3	15.0	19.5	11.7	
Not at all important	0.5	2.9	5.2	10.1	4.5	
N of Valid	183	205	213	169	770	
N of Miss	6	3	5	0	14	

Table 44: How interesting are most of your courses to you?

Response	6	8	10	12	Total	
Very interesting and stimulating	19.3	9.3	8.9	8.3	11.3	
Quite interesting	31.5	27.8	29.1	21.4	27.6	
Fairly interesting	34.3	39.0	39.9	42.3	38.9	
Slightly dull	10.5	19.5	17.4	16.7	16.2	
Very dull	4.4	4.4	4.7	11.3	6.0	
N of Valid	181	205	213	168	767	
N of Miss	8	3	5	1	17	

Table 45: During the LAST FOUR WEEKS how many whole days of school have you missed because you skipped or 'cut'?








Response	6	8	10	12	Total	
None	67.0	77.8	72.4	61.4	70.2	
1	10.8	4.8	10.7	15.7	10.2	
2	8.6	5.3	7.0	7.2	7.0	
3	7.6	6.3	4.2	7.2	6.2	
04/05/13	4.9	2.4	3.3	6.0	4.0	
06/10/13	1.1	1.4	0.9	2.4	1.4	
11 or more	0.0	1.9	1.4	0.0	0.9	
N of Valid	185	207	214	166	772	
N of Miss	4	1	4	3	12	

Table 46: What are the chances you would be seen as cool if you: smoked cigarettes?






Response	6	8	10	12	Total	
No or very little chance	86.0	79.5	72.8	66.3	76.2	
Little chance	10.1	7.8	12.2	12.7	10.6	
Some chance	1.1	6.8	7.0	11.4	6.6	
Pretty good chance	1.1	3.4	3.8	6.0	3.5	
Very good chance	1.7	2.4	4.2	3.6	3.0	
N of Valid	178	205	213	166	762	
N of Miss	11	3	5	3	22	

Table 47: What are the chances you would be seen as cool if you: worked hard at school?






Response	6	8	10	12	Total	
No or very little chance	9.6	9.7	12.6	8.4	10.2	
Little chance	7.9	10.7	17.3	16.9	13.2	
Some chance	15.2	25.2	22.4	26.5	22.4	
Pretty good chance	23.0	26.2	25.7	25.3	25.1	
Very good chance	44.4	28.2	22.0	22.9	29.1	
N of Valid	178	206	214	166	764	
N of Miss	11	2	4	3	20	

Table 48: What are the chances you would be seen as cool if you: began drinking alcoholic beverages regularly, that is, at least once or twice a month?


Response	6	8	10	12	Total	
No or very little chance	84.0	64.7	49.8	41.1	59.9	
Little chance	7.7	18.1	17.8	11.9	14.2	
Some chance	5.5	6.9	10.8	20.2	10.6	
Pretty good chance	2.8	7.4	13.1	17.9	10.2	
Very good chance	0.0	2.9	8.5	8.9	5.1	
N of Valid	181	204	213	168	766	
N of Miss	8	4	5	1	18	

Table 49: What are the chances you would be seen as cool if you: defended someone who was being verbally abused at school?


Response	6	8	10	12	Total	
No or very little chance	25.0	22.4	17.8	16.3	20.4	
Little chance	9.4	13.7	14.1	15.1	13.1	
Some chance	9.4	22.0	26.3	25.9	21.1	
Pretty good chance	21.1	24.9	24.9	23.5	23.7	
Very good chance	35.0	17.1	16.9	19.3	21.7	
N of Valid	180	205	213	166	764	
N of Miss	9	3	5	3	20	

Table 50: What are the chances you would be seen as cool if you: smoked marijuana?


Response	6	8	10	12	Total	
No or very little chance	90.0	73.2	60.3	55.4	69.6	
Little chance	6.1	11.7	8.4	6.0	8.2	
Some chance	1.1	4.9	8.9	14.3	7.2	
Pretty good chance	1.1	2.9	8.9	12.5	6.3	
Very good chance	1.7	7.3	13.6	11.9	8.7	
N of Valid	180	205	214	168	767	
N of Miss	9	3	4	1	17	

Table 51: What are the chances you would be seen as cool if you: carried a handgun?






Response	6	8	10	12	Total	
No or very little chance	80.8	78.0	74.6	72.6	76.6	
Little chance	8.8	7.3	12.2	8.3	9.2	
Some chance	6.6	5.9	6.6	7.1	6.5	
Pretty good chance	0.5	3.9	2.8	6.5	3.4	
Very good chance	3.3	4.9	3.8	5.4	4.3	
N of Valid	182	205	213	168	768	
N of Miss	7	3	5	1	16	

Table 52: Think of your four best friends (the friends you feel closest to). In the past year (12 months), how many of your best friends have: participated in clubs, organizations or activities at school?






Response	6	8	10	12	Total	
0	18.8	16.1	13.4	13.3	15.4	
1	23.8	15.6	15.3	12.7	16.8	
2	17.1	23.4	16.7	16.9	18.7	
3	18.2	11.2	14.4	13.9	14.3	
4	22.1	33.7	40.2	43.4	34.8	
N of Valid	181	205	209	166	761	
N of Miss	8	3	9	3	23	

Table 53: Think of your four best friends (the friends you feel closest to). In the past year (12 months), how many of your best friends have: smoked cigarettes?






Response	6	8	10	12	Total	
0	90.0	77.5	56.2	54.8	69.6	
1	7.8	12.7	19.5	19.3	14.9	
2	1.1	3.4	12.9	11.4	7.2	
3	0.6	1.5	6.7	6.6	3.8	
4	0.6	4.9	4.8	7.8	4.5	
N of Valid	180	204	210	166	760	
N of Miss	9	4	8	3	24	

Table 54: Think of your four best friends (the friends you feel closest to). In the past year (12 months), how many of your best friends have: tried beer, wine or hard liquor (for example, vodka, whiskey, or gin) when their parents didn't know about it?






Response	6	8	10	12	Total	
0	82.3	60.8	36.5	26.3	51.6	
1	8.8	15.2	13.3	10.2	12.1	
2	3.9	7.4	18.0	19.2	12.1	
3	3.3	4.9	9.0	10.2	6.8	
4	1.7	11.8	23.2	34.1	17.4	
N of Valid	181	204	211	167	763	
N of Miss	8	4	7	2	21	

Table 55: Think of your four best friends (the friends you feel closest to). In the past year (12 months), how many of your best friends have: made a commitment to stay drug-free?






Response	6	8	10	12	Total	
0	14.2	22.7	31.6	31.1	25.0	
1	5.1	5.4	16.3	16.5	10.8	
2	5.1	11.8	12.0	12.2	10.4	
3	6.2	12.3	12.4	7.3	9.8	
4	69.3	47.8	27.8	32.9	44.0	
N of Valid	176	203	209	164	752	
N of Miss	13	5	9	5	32	

Table 56: Think of your four best friends (the friends you feel closest to). In the past year (12 months), how many of your best friends have: used marijuana?






Response	6	8	10	12	Total	
0	96.2	77.9	60.0	57.2	72.8	
1	2.2	9.8	17.1	13.3	10.8	
2	1.1	4.9	9.5	12.0	6.8	
3	0.5	3.9	6.2	7.8	4.6	
4	0.0	3.4	7.1	9.6	5.0	
N of Valid	182	204	210	166	762	
N of Miss	7	4	8	3	22	



Table 57: Think of your four best friends (the friends you feel closest to). In the past year (12 months), how many of your best friends have: used prescription drugs or non-prescription drugs for the purposes of getting high?






Response	6	8	10	12	Total	
0	94.5	87.3	76.2	70.3	82.3	
1	3.8	5.4	11.4	8.5	7.4	
2	0.0	4.9	7.6	12.7	6.2	
3	1.1	1.0	2.9	3.0	2.0	
4	0.5	1.5	1.9	5.5	2.2	
N of Valid	182	204	210	165	761	
N of Miss	7	4	8	4	23	

Table 58: Think of your four best friends (the friends you feel closest to). In the past year (12 months), how many of your best friends have: used synthetic marijuana (K2, spice) or bath salts?






Response	6	8	10	12	Total	
0	97.2	94.6	86.7	84.9	90.9	
1	1.7	3.0	6.7	7.2	4.6	
2	0.6	0.0	4.3	3.6	2.1	
3	0.6	0.5	1.0	1.2	0.8	
4	0.0	2.0	1.4	3.0	1.6	
N of Valid	180	202	210	166	758	
N of Miss	9	6	8	3	26	

Table 59: Think of your four best friends (the friends you feel closest to). In the past year (12 months), how many of your best friends have: used LSD, cocaine, amphetamines, or other illegal drugs?






Response	6	8	10	12	Total	
0	97.2	91.6	88.1	92.8	92.2	
1	1.7	5.9	7.1	3.6	4.7	
2	0.6	0.5	1.4	1.8	1.1	
3	0.6	0.0	2.9	0.0	0.9	
4	0.0	2.0	0.5	1.8	1.1	
N of Valid	180	203	210	166	759	
N of Miss	9	5	8	3	25	

Table 60: Think of your four best friends (the friends you feel closest to). In the past year (12 months), how many of your best friends have: tried to do well in school?






Response	6	8	10	12	Total	
0	2.2	4.4	3.3	5.4	3.8	
1	6.0	4.4	7.1	4.8	5.6	
2	7.7	11.2	14.8	11.4	11.4	
3	15.4	19.5	15.7	22.8	18.2	
4	68.7	60.5	59.0	55.7	61.0	
N of Valid	182	205	210	167	764	
N of Miss	7	3	8	2	20	

Table 61: Think of your four best friends (the friends you feel closest to). In the past year (12 months), how many of your best friends have: been suspended from school?






Response	6	8	10	12	Total	
0	45.3	37.9	52.9	54.8	47.5	
1	27.6	30.0	22.6	21.1	25.5	
2	17.1	12.3	6.7	10.8	11.6	
3	5.0	6.9	6.2	3.6	5.5	
4	5.0	12.8	11.5	9.6	9.9	
N of Valid	181	203	208	166	758	
N of Miss	8	5	10	3	26	

Table 62: Think of your four best friends (the friends you feel closest to). In the past year (12 months), how many of your best friends have: liked school?






Response	6	8	10	12	Total	
0	25.1	32.2	31.9	40.7	32.3	
1	19.1	14.1	17.9	13.8	16.3	
2	15.3	20.0	21.7	14.4	18.1	
3	14.2	16.1	11.6	14.4	14.0	
4	26.2	17.6	16.9	16.8	19.3	
N of Valid	183	205	207	167	762	
N of Miss	6	3	11	2	22	

Table 63: Think of your four best friends (the friends you feel closest to). In the past year (12 months), how many of your best friends have: carried a handgun?






Response	6	8	10	12	Total	
0	97.3	89.7	91.9	86.2	91.4	
1	1.1	3.4	2.9	6.0	3.3	
2	0.5	2.0	2.9	4.8	2.5	
3	0.0	2.5	1.4	0.0	1.0	
4	1.1	2.5	1.0	3.0	1.8	
N of Valid	183	204	210	167	764	
N of Miss	6	4	8	2	20	

Table 64: Think of your four best friends (the friends you feel closest to). In the past year (12 months), how many of your best friends have: sold illegal drugs?






Response	6	8	10	12	Total	
0	98.4	92.5	86.6	84.8	90.6	
1	1.1	4.5	6.7	7.9	5.0	
2	0.5	2.0	3.3	3.0	2.2	
3	0.0	0.0	2.9	1.8	1.2	
4	0.0	1.0	0.5	2.4	0.9	
N of Valid	182	201	209	165	757	
N of Miss	7	7	9	4	27	

Table 65: Think of your four best friends (the friends you feel closest to). In the past year (12 months), how many of your best friends have: regularly attended religious services?






Response	6	8	10	12	Total	
0	26.0	25.7	18.8	24.8	23.7	
1	9.0	16.3	15.9	18.8	15.0	
2	11.9	14.9	22.6	17.0	16.8	
3	15.3	19.3	18.3	17.0	17.6	
4	37.9	23.8	24.5	22.4	27.0	
N of Valid	177	202	208	165	752	
N of Miss	12	6	10	4	32	

Table 66: Think of your four best friends (the friends you feel closest to). In the past year (12 months), how many of your best friends have: stolen or tried to steal a motor vehicle such as a car or motorcycle?






Response	6	8	10	12	Total	
0	96.2	96.1	92.3	93.4	94.5	
1	2.2	2.5	2.9	1.8	2.4	
2	1.1	0.5	2.4	3.0	1.7	
3	0.5	0.0	1.9	0.0	0.7	
4	0.0	1.0	0.5	1.8	0.8	
N of Valid	182	204	209	166	761	
N of Miss	7	4	9	3	23	

Table 67: Think of your four best friends (the friends you feel closest to). In the past year (12 months), how many of your best friends have: been arrested?






Response	6	8	10	12	Total	
0	88.5	79.4	81.6	70.1	80.1	
1	9.3	9.8	10.1	17.4	11.4	
2	1.1	5.9	4.3	7.2	4.6	
3	1.1	2.5	1.4	3.6	2.1	
4	0.0	2.5	2.4	1.8	1.7	
N of Valid	182	204	207	167	760	
N of Miss	7	4	11	2	24	

Table 68: Think of your four best friends (the friends you feel closest to). In the past year (12 months), how many of your best friends have: dropped out of school?






Response	6	8	10	12	Total	
0	96.2	94.1	83.7	77.2	88.1	
1	2.2	3.4	7.2	14.4	6.6	
2	1.6	1.0	5.7	4.8	3.3	
3	0.0	0.5	2.9	1.8	1.3	
4	0.0	1.0	0.5	1.8	0.8	
N of Valid	182	205	209	167	763	
N of Miss	7	3	9	2	21	

Table 69: Think of your four best friends (the friends you feel closest to). In the past year (12 months), how many of your best friends have: been members of a gang?






Response	6	8	10	12	Total	
0	84.5	84.4	90.0	86.8	86.5	
1	8.8	5.4	3.8	4.2	5.5	
2	2.8	2.0	0.5	4.8	2.4	
3	1.7	1.0	2.4	1.8	1.7	
4	2.2	7.3	3.3	2.4	3.9	
N of Valid	181	205	209	167	762	
N of Miss	8	3	9	2	22	

Table 70: How old were you when you first: smoked marijuana?










Response	6	8	10	12	Total	
Never	98.3	92.1	79.0	68.7	84.8	
10 or younger	1.1	0.5	1.4	1.8	1.2	
11	0.6	0.0	1.9	0.6	0.8	
12	0.0	1.0	1.4	3.0	1.3	
13	0.0	4.4	2.9	1.2	2.2	
14	0.0	2.0	3.3	3.0	2.1	
15	0.0	0.0	7.1	6.6	3.4	
16	0.0	0.0	2.4	10.2	2.9	
17 or older	0.0	0.0	0.5	4.8	1.2	
N of Valid	180	203	210	166	759	
N of Miss	9	5	8	3	25	

Table 71: How old were you when you first: smoked a cigarette, even just a puff?










Response	6	8	10	12	Total	
Never	87.4	83.5	64.2	56.7	73.3	
10 or younger	8.7	5.0	11.8	7.9	8.4	
11	2.2	3.5	2.8	4.3	3.2	
12	1.6	3.0	3.3	1.8	2.5	
13	0.0	4.0	5.7	5.5	3.8	
14	0.0	1.0	4.7	4.3	2.5	
15	0.0	0.0	7.1	6.7	3.4	
16	0.0	0.0	0.5	6.1	1.4	
17 or older	0.0	0.0	0.0	6.7	1.4	
N of Valid	183	200	212	164	759	
N of Miss	6	8	6	5	25	

Table 72: How old were you when you first: had more than a sip or two of beer, wine or hard liquor (for example, vodka, whiskey, or gin)?










Response	6	8	10	12	Total	
Never	79.0	64.5	42.0	30.3	54.3	
10 or younger	14.9	8.4	11.8	6.1	10.4	
11	3.3	3.9	4.7	3.0	3.8	
12	2.2	8.4	3.3	1.8	4.1	
13	0.6	11.8	12.3	9.7	8.8	
14	0.0	3.0	12.3	6.7	5.7	
15	0.0	0.0	9.9	12.1	5.4	
16	0.0	0.0	3.3	14.5	4.1	
17 or older	0.0	0.0	0.5	15.8	3.5	
N of Valid	181	203	212	165	761	
N of Miss	8	5	6	4	23	

Table 73: How old were you when you first: began drinking alcoholic beverages regularly, that is, at least once or twice a month?










Response	6	8	10	12	Total	
Never	97.3	92.6	73.9	64.1	82.3	
10 or younger	2.2	1.5	2.4	0.6	1.7	
11	0.0	0.0	0.5	1.2	0.4	
12	0.5	2.0	0.0	0.0	0.7	
13	0.0	2.5	5.7	3.0	2.9	
14	0.0	1.5	6.2	2.4	2.6	
15	0.0	0.0	8.1	2.4	2.7	
16	0.0	0.0	2.8	14.4	3.9	
17 or older	0.0	0.0	0.5	12.0	2.7	
N of Valid	182	204	211	167	764	
N of Miss	7	4	7	2	20	

Table 74: How old were you when you first: used Daztrex?


Response	6	8	10	12	Total	
Never	100.0	100.0	100.0	100.0	100.0	
10 or younger	0.0	0.0	0.0	0.0	0.0	
11	0.0	0.0	0.0	0.0	0.0	
12	0.0	0.0	0.0	0.0	0.0	
13	0.0	0.0	0.0	0.0	0.0	
14	0.0	0.0	0.0	0.0	0.0	
15	0.0	0.0	0.0	0.0	0.0	
16	0.0	0.0	0.0	0.0	0.0	
17 or older	0.0	0.0	0.0	0.0	0.0	
N of Valid	175	202	206	165	748	
N of Miss	14	6	12	4	36	

Table 75: How old were you when you first: got suspended from school?










Response	6	8	10	12	Total	
Never	65.9	60.8	67.0	60.0	63.6	
10 or younger	17.0	14.6	9.9	10.3	12.9	
11	12.6	6.5	4.7	5.5	7.3	
12	4.4	6.5	5.2	3.6	5.0	
13	0.0	9.0	5.7	3.0	4.6	
14	0.0	2.5	3.3	4.8	2.6	
15	0.0	0.0	3.3	4.2	1.8	
16	0.0	0.0	0.9	4.8	1.3	
17 or older	0.0	0.0	0.0	3.6	0.8	
N of Valid	182	199	212	165	758	
N of Miss	7	9	6	4	26	

Table 76: How old were you when you first: got arrested?










Response	6	8	10	12	Total	
Never	98.9	93.6	95.3	87.4	94.0	
10 or younger	0.5	1.5	0.5	0.6	0.8	
11	0.0	0.5	0.0	0.0	0.1	
12	0.5	0.5	1.4	1.2	0.9	
13	0.0	2.5	0.5	0.6	0.9	
14	0.0	1.5	0.5	1.8	0.9	
15	0.0	0.0	0.9	0.6	0.4	
16	0.0	0.0	0.5	4.2	1.0	
17 or older	0.0	0.0	0.5	3.6	0.9	
N of Valid	183	202	211	167	763	
N of Miss	6	6	7	2	21	



Table 77: How old were you when you first: carried a handgun?










Response	6	8	10	12	Total	
Never	96.7	91.6	95.3	90.4	93.6	
10 or younger	2.2	4.5	0.9	0.6	2.1	
11	1.1	1.5	0.9	0.6	1.0	
12	0.0	0.5	0.5	1.2	0.5	
13	0.0	1.5	0.5	1.8	0.9	
14	0.0	0.5	0.5	0.0	0.3	
15	0.0	0.0	1.4	1.2	0.7	
16	0.0	0.0	0.0	2.4	0.5	
17 or older	0.0	0.0	0.0	1.8	0.4	
N of Valid	183	202	212	166	763	
N of Miss	6	6	6	3	21	

Table 78: How old were you when you first: attacked someone with the idea of seriously hurting them?










Response	6	8	10	12	Total	
Never	81.3	84.7	82.0	79.6	82.0	
10 or younger	13.2	2.0	4.3	5.4	6.0	
11	3.8	4.9	0.9	0.6	2.6	
12	1.6	2.0	2.4	1.2	1.8	
13	0.0	3.9	3.3	1.8	2.4	
14	0.0	2.0	1.9	1.2	1.3	
15	0.0	0.5	4.3	3.0	2.0	
16	0.0	0.0	0.9	3.6	1.0	
17 or older	0.0	0.0	0.0	3.6	0.8	
N of Valid	182	203	211	167	763	
N of Miss	7	5	7	2	21	

Table 79: How old were you when you first: belonged to a gang?








Response	6	8	10	12	Total	
Never	94.6	95.6	98.1	97.0	96.3	
10 or younger	2.7	1.0	0.5	0.0	1.0	
11	2.2	1.5	0.9	1.2	1.4	
12	0.5	0.5	0.0	1.2	0.5	
13	0.0	0.5	0.0	0.6	0.3	
14	0.0	1.0	0.0	0.0	0.3	
15	0.0	0.0	0.5	0.0	0.1	
16	0.0	0.0	0.0	0.0	0.0	
17 or older	0.0	0.0	0.0	0.0	0.0	
N of Valid	184	203	211	167	765	
N of Miss	5	5	7	2	19	

Table 80: How wrong do you think it is for someone your age to: take a handgun to school?





Response	6	8	10	12	Total	
Very wrong	91.3	85.0	84.6	84.5	86.3	
Wrong	8.2	10.7	7.7	8.9	8.9	
A little bit wrong	0.5	2.4	5.8	5.4	3.5	
Not wrong at all	0.0	1.9	1.9	1.2	1.3	
N of Valid	184	206	208	168	766	
N of Miss	5	2	10	1	18	

Table 81: How wrong do you think it is for someone your age to: steal anything worth more than \$5?





Response	6	8	10	12	Total	
Very wrong	68.9	56.3	56.7	63.5	61.0	
Wrong	21.3	31.1	28.4	26.9	27.1	
A little bit wrong	8.7	10.7	13.9	8.4	10.6	
Not wrong at all	1.1	1.9	1.0	1.2	1.3	
N of Valid	183	206	208	167	764	
N of Miss	6	2	10	2	20	

Table 82: How wrong do you think it is for someone your age to: pick a fight with someone?





Response	6	8	10	12	Total	
Very wrong	61.4	42.7	46.6	49.4	49.7	
Wrong	26.6	32.0	28.6	33.3	30.1	
A little bit wrong	9.8	18.9	18.9	15.5	16.0	
Not wrong at all	2.2	6.3	5.8	1.8	4.2	
N of Valid	184	206	206	168	764	
N of Miss	5	2	12	1	20	

Table 83: How wrong do you think it is for someone your age to: attack someone with the idea of seriously hurting them?





Response	6	8	10	12	Total	
Very wrong	82.5	72.3	63.5	67.9	71.4	
Wrong	14.8	19.9	19.2	17.9	18.0	
A little bit wrong	1.6	4.9	15.4	11.3	8.4	
Not wrong at all	1.1	2.9	1.9	3.0	2.2	
N of Valid	183	206	208	168	765	
N of Miss	6	2	10	1	19	

Table 84: How wrong do you think it is for someone your age to: stay away from school all day when their parents think they are at school?





Response	6	8	10	12	Total	
Very wrong	81.4	68.1	54.5	57.0	65.2	
Wrong	13.1	22.2	24.9	22.4	20.8	
A little bit wrong	5.5	7.2	16.3	15.8	11.1	
Not wrong at all	0.0	2.4	4.3	4.8	2.9	
N of Valid	183	207	209	165	764	
N of Miss	6	1	9	4	20	

Table 85: How wrong do you think it is for someone your age to: drink beer, wine or hard liquor (for example, vodka, whiskey, or gin) regularly?

Response	6	8	10	12	Total	
Very wrong	89.7	63.8	44.5	33.9	58.2	
Wrong	8.7	21.3	20.6	21.4	18.1	
A little bit wrong	1.6	8.2	18.7	30.4	14.3	
Not wrong at all	0.0	6.8	16.3	14.3	9.4	
N of Valid	184	207	209	168	768	
N of Miss	5	1	9	1	16	

Table 86: How wrong do you think it is for someone your age to: smoke cigarettes?

Response	6	8	10	12	Total	
Very wrong	88.0	75.2	58.9	51.2	68.5	
Wrong	11.5	17.5	22.0	23.2	18.5	
A little bit wrong	0.5	4.4	7.7	14.3	6.5	
Not wrong at all	0.0	2.9	11.5	11.3	6.4	
N of Valid	183	206	209	168	766	
N of Miss	6	2	9	1	18	

Table 87: How wrong do you think it is for someone your age to: smoke marijuana?

Response	6	8	10	12	Total	
Very wrong	95.6	81.6	65.6	54.2	74.6	
Wrong	4.4	8.7	15.3	16.1	11.1	
A little bit wrong	0.0	5.3	9.1	13.7	6.9	
Not wrong at all	0.0	4.3	10.0	16.1	7.4	
N of Valid	183	207	209	168	767	
N of Miss	6	1	9	1	17	

Table 88: How wrong do you think it is for someone your age to: use prescription drugs or non-prescription drugs for the purpose of getting high?





Response	6	8	10	12	Total	
Very wrong	94.6	86.4	76.4	74.3	83.0	
Wrong	4.3	10.2	16.8	15.0	11.6	
A little bit wrong	1.1	1.9	4.3	7.2	3.5	
Not wrong at all	0.0	1.5	2.4	3.6	1.8	
N of Valid	184	206	208	167	765	
N of Miss	5	2	10	2	19	

Table 89: How wrong do you think it is for someone your age to: use synthetic marijuana (K2, spice) or bath salts?





Response	6	8	10	12	Total	
Very wrong	95.1	87.4	81.8	82.0	86.5	
Wrong	4.9	9.7	12.4	7.8	8.9	
A little bit wrong	0.0	1.0	2.9	6.0	2.4	
Not wrong at all	0.0	1.9	2.9	4.2	2.2	
N of Valid	183	206	209	167	765	
N of Miss	6	2	9	2	19	

Table 90: How wrong do you think it is for someone your age to: use LSD, cocaine, amphetamines or another illegal drug?





Response	6	8	10	12	Total	
Very wrong	98.4	94.2	89.5	89.8	92.9	
Wrong	1.6	4.4	7.2	6.0	4.8	
A little bit wrong	0.0	0.0	1.9	1.2	0.8	
Not wrong at all	0.0	1.5	1.4	3.0	1.4	
N of Valid	183	206	209	167	765	
N of Miss	6	2	9	2	19	

Table 91: At school during the past 12 months, did you receive help from the resource teacher, speech therapist or other special education teacher?



Response	6	8	10	12	Total	
No	64.1	89.0	86.7	87.6	82.0	
Yes	35.9	11.0	13.3	12.4	18.0	
N of Valid	170	182	188	153	693	
N of Miss	19	26	30	16	91	

Table 92: How many times in the past year (12 months) have you: been suspended from school?






Response	6	8	10	12	Total	
Never	71.2	75.6	85.0	83.7	78.9	
1 to 2 times	24.5	19.5	12.6	13.3	17.5	
3 to 5 times	3.3	2.9	1.9	2.4	2.6	
6 to 9 times	1.1	1.0	0.0	0.6	0.7	
10 to 19 times	0.0	1.0	0.5	0.0	0.4	
20 to 29 times	0.0	0.0	0.0	0.0	0.0	
30 to 39 times	0.0	0.0	0.0	0.0	0.0	
40+ times	0.0	0.0	0.0	0.0	0.0	
N of Valid	184	205	207	166	762	
N of Miss	5	3	11	3	22	

Table 93: How many times in the past year (12 months) have you: carried a handgun?









Response	6	8	10	12	Total	
Never	97.3	94.6	94.7	89.3	94.1	
1 to 2 times	1.6	1.5	2.4	6.0	2.8	
3 to 5 times	0.5	1.0	1.4	0.6	0.9	
6 to 9 times	0.0	1.0	1.0	0.6	0.7	
10 to 19 times	0.0	1.0	0.5	1.2	0.7	
20 to 29 times	0.0	0.0	0.0	0.6	0.1	
30 to 39 times	0.0	0.0	0.0	0.6	0.1	
40+ times	0.5	1.0	0.0	1.2	0.7	
N of Valid	184	204	207	168	763	
N of Miss	5	4	11	1	21	

Table 94: How many times in the past year (12 months) have you: sold illegal drugs?








Response	6	8	10	12	Total	
Never	100.0	97.5	95.6	96.4	97.4	
1 to 2 times	0.0	1.5	2.0	1.2	1.2	
3 to 5 times	0.0	0.5	1.5	0.6	0.7	
6 to 9 times	0.0	0.0	0.5	0.0	0.1	
10 to 19 times	0.0	0.0	0.5	0.6	0.3	
20 to 29 times	0.0	0.0	0.0	0.6	0.1	
30 to 39 times	0.0	0.0	0.0	0.0	0.0	
40+ times	0.0	0.5	0.0	0.6	0.3	
N of Valid	183	204	205	167	759	
N of Miss	6	4	13	2	25	

Table 95: How many times in the past year (12 months) have you: stolen or tried to steal a motor vehicle such as a car or motorcycle?






Response	6	8	10	12	Total	
Never	99.5	99.5	97.6	98.8	98.8	
1 to 2 times	0.5	0.0	1.0	1.2	0.7	
3 to 5 times	0.0	0.5	0.5	0.0	0.3	
6 to 9 times	0.0	0.0	0.0	0.0	0.0	
10 to 19 times	0.0	0.0	0.5	0.0	0.1	
20 to 29 times	0.0	0.0	0.5	0.0	0.1	
30 to 39 times	0.0	0.0	0.0	0.0	0.0	
40+ times	0.0	0.0	0.0	0.0	0.0	
N of Valid	183	204	206	167	760	
N of Miss	6	4	12	2	24	

Table 96: How many times in the past year (12 months) have you: participated in clubs, organizations or activities at school?









Response	6	8	10	12	Total	
Never	31.5	27.7	29.1	22.9	27.9	
1 to 2 times	31.5	28.2	18.9	18.7	24.3	
3 to 5 times	20.8	18.3	15.0	17.5	17.8	
6 to 9 times	3.4	5.9	7.3	10.2	6.6	
10 to 19 times	5.6	5.0	7.3	7.8	6.4	
20 to 29 times	1.1	3.0	4.9	4.2	3.3	
30 to 39 times	0.6	1.5	0.5	0.6	0.8	
40+ times	5.6	10.4	17.0	18.1	12.8	
N of Valid	178	202	206	166	752	
N of Miss	11	6	12	3	32	

Table 97: How many times in the past year (12 months) have you: been arrested?






Response	6	8	10	12	Total	
Never	96.7	95.6	96.1	92.2	95.3	
1 to 2 times	2.7	2.9	2.4	6.6	3.5	
3 to 5 times	0.0	1.0	1.0	0.6	0.7	
6 to 9 times	0.0	0.5	0.5	0.6	0.4	
10 to 19 times	0.5	0.0	0.0	0.0	0.1	
20 to 29 times	0.0	0.0	0.0	0.0	0.0	
30 to 39 times	0.0	0.0	0.0	0.0	0.0	
40+ times	0.0	0.0	0.0	0.0	0.0	
N of Valid	183	204	207	167	761	
N of Miss	6	4	11	2	23	



Table 98: How many times in the past year (12 months) have you: attacked someone with the idea of seriously hurting them?


Response	6	8	10	12	Total	
Never	87.5	87.7	85.4	86.8	86.9	
1 to 2 times	10.3	8.3	11.2	7.8	9.5	
3 to 5 times	1.1	1.0	1.5	2.4	1.4	
6 to 9 times	1.1	1.5	1.5	1.8	1.4	
10 to 19 times	0.0	0.0	0.0	0.6	0.1	
20 to 29 times	0.0	1.0	0.0	0.0	0.3	
30 to 39 times	0.0	0.0	0.0	0.0	0.0	
40+ times	0.0	0.5	0.5	0.6	0.4	
N of Valid	184	204	206	167	761	
N of Miss	5	4	12	2	23	

Table 99: How many times in the past year (12 months) have you: been drunk or high at school?


Response	6	8	10	12	Total	
Never	98.9	94.6	88.4	85.0	91.9	
1 to 2 times	1.1	2.4	6.8	6.6	4.2	
3 to 5 times	0.0	1.0	1.0	2.4	1.0	
6 to 9 times	0.0	1.0	0.5	1.2	0.7	
10 to 19 times	0.0	0.5	1.9	3.6	1.4	
20 to 29 times	0.0	0.0	0.5	0.6	0.3	
30 to 39 times	0.0	0.0	0.0	0.0	0.0	
40+ times	0.0	0.5	1.0	0.6	0.5	
N of Valid	184	205	207	167	763	
N of Miss	5	3	11	2	21	

Table 100: How many times in the past year (12 months) have you: taken a handgun to school?





Response	6	8	10	12	Total	
Never	100.0	99.5	99.5	99.4	99.6	
1 to 2 times	0.0	0.5	0.0	0.0	0.1	
3 to 5 times	0.0	0.0	0.0	0.0	0.0	
6 to 9 times	0.0	0.0	0.5	0.0	0.1	
10 to 19 times	0.0	0.0	0.0	0.0	0.0	
20 to 29 times	0.0	0.0	0.0	0.6	0.1	
30 to 39 times	0.0	0.0	0.0	0.0	0.0	
40+ times	0.0	0.0	0.0	0.0	0.0	
N of Valid	184	205	207	167	763	
N of Miss	5	3	11	2	21	

Table 101: Are you currently on probation, or assigned a probation officer with Juvenile Court?



Response	6	8	10	12	Total	
No	98.9	94.5	97.4	96.9	96.9	
Yes	1.1	5.5	2.6	3.1	3.1	
N of Valid	174	183	190	161	708	
N of Miss	15	25	28	8	76	

Table 102: Have you ever belonged to a gang?






Response	6	8	10	12	Total	
No	91.8	92.6	95.2	94.6	93.6	
No, but would like to	1.1	2.5	1.0	0.6	1.3	
Yes, in the past	5.4	3.9	2.4	3.6	3.8	
Yes, belong now	0.5	1.0	1.4	1.2	1.0	
Yes, but would like to get out	1.1	0.0	0.0	0.0	0.3	
N of Valid	184	203	207	168	762	
N of Miss	5	5	11	1	22	

Table 103: If you have ever belonged to a gang, did that gang have a name?




Response	6	8	10	12	Total	
No	17.7	9.0	12.7	19.9	14.5	
Yes	5.0	5.5	3.4	5.4	4.8	
I have never belonged to a gang	77.3	85.5	83.9	74.7	80.7	
N of Valid	181	200	205	166	752	
N of Miss	8	8	13	3	32	

Table 104: You are at a party at someone's house, and one of your friends offers you a drink containing alcohol. What would you say or do?





Response	6	8	10	12	Total	
Drink it	5.4	16.1	36.9	47.3	26.0	
Tell your friend, 'No thanks, I don't drink' and suggest that you and your friend go and do something else	47.8	39.7	24.6	19.2	33.1	
Just say, 'No thanks' and walk away	33.7	30.7	27.6	28.7	30.1	
Make up a good excuse, tell your friend you had something else to do, and leave	13.0	13.6	10.8	4.8	10.8	
N of Valid	184	199	203	167	753	
N of Miss	5	9	15	2	31	

Table 105: How often do you attend religious services or activities?





Response	6	8	10	12	Total	
Never	22.0	16.4	12.8	14.5	16.4	
Rarely	26.4	25.9	22.2	25.3	24.9	
1-2 Times a Month	8.2	12.4	18.7	20.5	14.9	
About Once a Week or More	43.4	45.3	46.3	39.8	43.9	
N of Valid	182	201	203	166	752	
N of Miss	7	7	15	3	32	

Table 106: I think sometimes it's okay to cheat at school.





Response	6	8	10	12	Total	
NO!	66.8	36.6	21.6	18.8	36.0	
no	23.9	40.6	40.2	32.7	34.7	
yes	8.7	20.3	30.9	41.2	24.9	
YES!	0.5	2.5	7.4	7.3	4.4	
N of Valid	184	202	204	165	755	
N of Miss	5	6	14	4	29	

Table 107: It is important to think before you act.





Response	6	8	10	12	Total	
NO!	2.2	2.5	1.5	1.2	1.8	
no	2.2	3.0	4.9	0.6	2.8	
yes	22.8	35.6	32.2	30.5	30.5	
YES!	72.8	58.9	61.5	67.7	64.9	
N of Valid	184	202	205	167	758	
N of Miss	5	6	13	2	26	

Table 108: Sometimes I think that life is not worth it.





Response	6	8	10	12	Total	
NO!	57.0	49.5	38.8	53.0	49.2	
no	18.4	27.6	27.9	27.7	25.5	
yes	20.7	13.3	23.9	13.3	17.9	
YES!	3.9	9.7	9.5	6.0	7.4	
N of Valid	179	196	201	166	742	
N of Miss	10	12	17	3	42	

Table 109: At times I think I am no good at all.

Response	6	8	10	12	Total	
NO!	38.3	37.1	23.6	40.0	34.4	
no	20.8	21.8	30.5	26.1	24.9	
yes	31.1	29.9	33.5	23.6	29.8	
YES!	9.8	11.2	12.3	10.3	11.0	
N of Valid	183	197	203	165	748	
N of Miss	6	11	15	4	36	

Table 110: All in all, I am inclined to think that I am a failure.

Response	6	8	10	12	Total	
NO!	55.0	49.5	38.9	55.8	49.3	
no	26.1	29.1	39.4	27.3	30.8	
yes	15.6	14.3	15.8	10.3	14.1	
YES!	3.3	7.1	5.9	6.7	5.8	
N of Valid	180	196	203	165	744	
N of Miss	9	12	15	4	40	

Table 111: In the past year, have you felt depressed or sad MOST days, even if you felt okay sometimes?

Response	6	8	10	12	Total	
NO!	27.3	30.7	20.1	29.5	26.7	
no	18.6	23.1	27.5	18.7	22.2	
yes	36.6	29.1	30.9	26.5	30.9	
YES!	17.5	17.1	21.6	25.3	20.2	
N of Valid	183	199	204	166	752	
N of Miss	6	9	14	3	32	

Table 112: It is all right to beat up people if they start the fight.





Response	6	8	10	12	Total	
NO!	44.2	26.6	27.6	18.6	29.3	
no	19.3	29.1	17.7	16.8	20.9	
yes	22.7	21.6	27.6	29.3	25.2	
YES!	13.8	22.6	27.1	35.3	24.5	
N of Valid	181	199	203	167	750	
N of Miss	8	9	15	2	34	

Table 113: I think it is okay to take something without asking if you can get away with it.





Response	6	8	10	12	Total	
NO!	77.9	63.0	58.1	62.9	65.2	
no	18.8	33.0	35.5	29.9	29.6	
yes	2.8	2.5	5.4	4.8	3.9	
YES!	0.6	1.5	1.0	2.4	1.3	
N of Valid	181	200	203	167	751	
N of Miss	8	8	15	2	33	

Table 114: Where do you get the most information about living a drug and alcohol free life? Parents/guardians





Response	6	8	10	12	Total	
All the time	40.7	48.2	43.3	50.9	45.7	
Most	23.2	25.6	26.6	18.2	23.7	
Some	15.3	18.6	16.3	19.4	17.3	
Very little	20.9	7.5	13.8	11.5	13.3	
N of Valid	177	199	203	165	744	
N of Miss	12	9	15	4	40	

Table 115: Where do you get the most information about living a drug and alcohol free life? Friends





Response	6	8	10	12	Total	
All the time	14.2	10.1	7.5	12.8	11.0	
Most	9.7	19.2	14.5	17.1	15.2	
Some	25.6	28.3	35.5	31.7	30.4	
Very little	50.6	42.4	42.5	38.4	43.5	
N of Valid	176	198	200	164	738	
N of Miss	13	10	18	5	46	

Table 116: Where do you get the most information about living a drug and alcohol free life? Family members





Response	6	8	10	12	Total	
All the time	35.6	35.5	22.0	31.9	31.1	
Most	25.0	25.9	31.0	24.5	26.8	
Some	16.7	28.4	27.0	26.4	24.7	
Very little	22.8	10.2	20.0	17.2	17.4	
N of Valid	180	197	200	163	740	
N of Miss	9	11	18	6	44	

Table 117: Where do you get the most information about living a drug and alcohol free life? School





Response	6	8	10	12	Total	
All the time	52.2	45.2	32.7	33.7	41.0	
Most	21.1	28.6	24.8	26.4	25.3	
Some	15.6	15.6	28.7	21.5	20.4	
Very little	11.1	10.6	13.9	18.4	13.3	
N of Valid	180	199	202	163	744	
N of Miss	9	9	16	6	40	

Table 118: Where do you get the most information about living a drug and alcohol free life? Internet





Response	6	8	10	12	Total	
All the time	21.5	14.1	11.5	14.8	15.3	
Most	11.3	18.2	13.0	13.0	14.0	
Some	19.2	23.7	22.0	21.0	21.6	
Very little	48.0	43.9	53.5	51.2	49.1	
N of Valid	177	198	200	162	737	
N of Miss	12	10	18	7	47	

Table 119: Where do you get the most information about living a drug and alcohol free life? TV





Response	6	8	10	12	Total	
All the time	21.2	17.6	10.9	18.4	16.8	
Most	17.9	19.1	12.9	11.0	15.4	
Some	22.9	27.1	30.8	28.2	27.4	
Very little	38.0	36.2	45.3	42.3	40.4	
N of Valid	179	199	201	163	742	
N of Miss	10	9	17	6	42	

Table 120: Where do you get the most information about living a drug and alcohol free life? Social media





Response	6	8	10	12	Total	
All the time	12.8	12.1	9.0	14.1	11.9	
Most	13.4	13.6	13.4	8.0	12.3	
Some	18.6	27.8	27.4	25.8	25.1	
Very little	55.2	46.5	50.2	52.1	50.8	
N of Valid	172	198	201	163	734	
N of Miss	17	10	17	6	50	



Table 121: How much do you think people risk harming themselves (physically or in other ways) if they: smoked one or more packs of cigarettes per day?


Response	6	8	10	12	Total	
No risk	16.1	14.9	10.5	6.7	12.2	
Slight risk	6.1	5.0	11.0	5.5	7.0	
Moderate risk	20.6	19.8	20.0	19.0	19.9	
Great risk	57.2	60.4	58.5	68.7	60.9	
N of Valid	180	202	200	163	745	
N of Miss	9	6	18	6	39	

Table 122: How much do you think people risk harming themselves (physically or in other ways) if they: try marijuana once or twice?


Response	6	8	10	12	Total	
No risk	17.8	21.6	27.5	29.8	24.1	
Slight risk	18.9	30.7	32.0	31.1	28.2	
Moderate risk	30.0	23.1	18.0	18.6	22.4	
Great risk	33.3	24.6	22.5	20.5	25.3	
N of Valid	180	199	200	161	740	
N of Miss	9	9	18	8	44	

Table 123: How much do you think people risk harming themselves (physically or in other ways) if they: smoke marijuana once or twice a week?

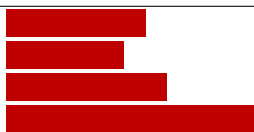
Response	6	8	10	12	Total	
No risk	15.8	22.5	19.6	23.6	20.4	
Slight risk	14.7	13.0	21.1	18.0	16.7	
Moderate risk	15.3	26.0	29.6	23.6	23.9	
Great risk	54.2	38.5	29.6	34.8	39.1	
N of Valid	177	200	199	161	737	
N of Miss	12	8	19	8	47	

Table 124: How much do you think people risk harming themselves (physically or in other ways) if they: take one or two drinks of an alcoholic beverage (beer, wine, liquor) nearly every day?





Response	6	8	10	12	Total	
No risk	13.8	16.3	15.1	14.9	15.1	
Slight risk	17.7	19.3	25.6	24.8	21.8	
Moderate risk	23.8	26.7	29.1	26.7	26.6	
Great risk	44.8	37.6	30.2	33.5	36.5	
N of Valid	181	202	199	161	743	
N of Miss	8	6	19	8	41	

Table 125: How much do you think people risk harming themselves (physically or in other ways) if they: have five or more drinks of an alcoholic beverage once or twice each weekend?





Response	6	8	10	12	Total	
No risk	15.0	17.5	15.5	9.9	14.7	
Slight risk	12.2	10.5	24.5	14.9	15.7	
Moderate risk	23.3	24.0	23.5	25.5	24.0	
Great risk	49.4	48.0	36.5	49.7	45.6	
N of Valid	180	200	200	161	741	
N of Miss	9	8	18	8	43	

Table 126: How much do you think people risk harming themselves (physically or in other ways) if they: use prescription drugs that are not prescribed to them?





Response	6	8	10	12	Total	
No risk	14.4	15.4	11.1	6.8	12.1	
Slight risk	7.2	5.0	8.5	2.5	5.9	
Moderate risk	17.8	24.4	23.1	24.1	22.4	
Great risk	60.6	55.2	57.3	66.7	59.6	
N of Valid	180	201	199	162	742	
N of Miss	9	7	19	7	42	

Table 127: How much do you think people risk harming themselves (physically or in other ways) if they: use non-prescription drugs to get high?

Response	6	8	10	12	Total
No risk	14.9	15.3	10.6	7.4	12.2
Slight risk	6.6	4.5	8.0	5.6	6.2
Moderate risk	14.4	18.3	18.6	16.7	17.1
Great risk	64.1	61.9	62.8	70.4	64.5
N of Valid	181	202	199	162	744
N of Miss	8	6	19	7	40

Table 128: Have you ever used smokeless tobacco (chew, snuff, plug, dipping tobacco, or chewing tobacco)?

Response	6	8	10	12	Total
Never	97.2	94.5	80.3	83.3	88.9
Once or Twice	2.2	4.0	10.8	8.6	6.4
Once in a while but not regularly	0.6	1.5	4.4	1.9	2.1
Regularly in the past	0.0	0.0	2.0	2.5	1.1
Regularly now	0.0	0.0	2.5	3.7	1.5
N of Valid	180	200	203	162	745
N of Miss	9	8	15	7	39

Table 129: How often have you taken smokeless tobacco during the past 30 days?

Response	6	8	10	12	Total
Not at all	99.4	97.0	95.6	93.8	96.5
Once or twice	0.0	1.5	1.5	2.5	1.3
Once or twice per week	0.0	0.0	0.0	0.0	0.0
Three to five times per week	0.6	1.0	1.0	0.0	0.7
About once a day	0.0	0.5	0.0	0.6	0.3
More than once a day	0.0	0.0	2.0	3.1	1.2
N of Valid	177	200	203	162	742
N of Miss	12	8	15	7	42

Table 130: Have you ever smoked cigarettes?

Response	6	8	10	12	Total	
Never	86.5	84.0	65.0	58.6	73.9	
Once or Twice	12.9	10.5	21.7	24.1	17.1	
Once in a while but not regularly	0.0	2.0	8.9	10.5	5.2	
Regularly in the past	0.6	2.5	1.0	3.1	1.7	
Regularly now	0.0	1.0	3.4	3.7	2.0	
N of Valid	178	200	203	162	743	
N of Miss	11	8	15	7	41	

Table 131: How frequently have you smoked cigarettes during the past 30 days?

Response	6	8	10	12	Total	
Not at all	97.2	96.0	88.1	87.0	92.2	
Less than one cigarette per day	2.2	3.5	6.4	4.9	4.3	
One to five cigarettes per day	0.6	0.5	3.0	4.9	2.2	
About one-half pack per day	0.0	0.0	1.0	2.5	0.8	
About one pack per day	0.0	0.0	1.5	0.6	0.5	
About one and one-half packs per day	0.0	0.0	0.0	0.0	0.0	
Two packs or more per day	0.0	0.0	0.0	0.0	0.0	
N of Valid	179	200	202	162	743	
N of Miss	10	8	16	7	41	

Table 132: Which statement best describes rules about smoking inside your home?

Response	6	8	10	12	Total	
Smoking is not allowed anywhere inside your home	68.4	69.4	66.8	70.6	68.7	
Smoking is allowed in some places and at some times	11.9	5.1	4.5	3.7	6.2	
Smoking is allowed anywhere inside the home	1.1	2.0	6.9	5.5	3.9	
There are no rules about smoking inside the home	2.8	8.7	5.4	9.2	6.5	
I don't know	15.8	14.8	16.3	11.0	14.6	
N of Valid	177	196	202	163	738	
N of Miss	12	12	16	6	46	

Table 133: Which statement best describes rules about smoking in your family cars?







Response	6	8	10	12	Total	
Smoking is never allowed in any car	65.9	60.5	53.0	50.0	57.4	
Smoking is allowed sometimes or in some cars	10.2	11.3	10.9	17.3	12.2	
Smoking is allowed in any car anytime	4.5	2.6	7.9	6.2	5.3	
There are no rules about smoking in the car	4.0	8.7	6.9	10.5	7.5	
We do not have a family car	0.6	0.5	2.5	3.7	1.8	
I don't know	14.8	16.4	18.8	12.3	15.8	
N of Valid	176	195	202	162	735	
N of Miss	13	13	16	7	49	

Table 134: During this school year, were you taught in any of your classes about the dangers of tobacco use?






Response	6	8	10	12	Total	
Strongly agree	45.2	24.2	21.0	18.8	27.2	
Agree	34.5	30.9	26.5	24.4	29.1	
Disagree	4.0	14.4	13.0	18.8	12.4	
Strongly disagree	2.3	11.3	14.5	19.4	11.8	
I don't know	14.1	19.1	25.0	18.8	19.4	
N of Valid	177	194	200	160	731	
N of Miss	12	14	18	9	53	

Table 135: During the past 12 months, have you participated in any community activities to discourage people your age from using cigarettes, chewing tobacco, snuff, dip or cigars?






Response	6	8	10	12	Total	
Strongly agree	30.6	9.4	11.5	6.9	14.5	
Agree	15.6	14.1	15.0	11.3	14.1	
Disagree	11.6	22.0	21.0	20.1	18.8	
Strongly disagree	16.8	30.4	25.0	42.8	28.4	
I don't know	25.4	24.1	27.5	18.9	24.2	
N of Valid	173	191	200	159	723	
N of Miss	16	17	18	10	61	

Table 136: Think back over the last two weeks. How many times have you had five or more alcoholic drinks in a row?


Response	6	8	10	12	Total	
None	96.0	94.4	83.4	73.5	87.1	
Once	2.9	3.6	7.0	13.6	6.6	
Twice	0.6	1.5	5.0	1.9	2.3	
3-5 times	0.0	0.5	3.0	4.9	2.1	
6-9 times	0.6	0.0	0.0	3.1	0.8	
10 or more times	0.0	0.0	1.5	3.1	1.1	
N of Valid	175	195	199	162	731	
N of Miss	14	13	19	7	53	

Table 137: During the past 30 days, how many times did you ride in a car or other vehicle driven by someone who had been drinking alcohol or using drugs to get high?


Response	6	8	10	12	Total	
0 times	75.1	85.7	80.0	71.6	78.5	
1 time	12.4	5.6	8.7	9.3	8.9	
2 or 3 times	5.6	4.6	6.7	11.7	7.0	
4 or 5 times	1.1	3.1	2.1	3.1	2.3	
6 or more times	5.6	1.0	2.6	4.3	3.3	
N of Valid	177	196	195	162	730	
N of Miss	12	12	23	7	54	

Table 138: During the past 30 days, how many times did you drive a car or other vehicle when you had been drinking alcohol or using drugs to get high?

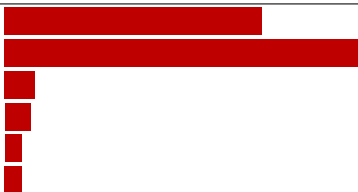
Response	6	8	10	12	Total	
I did not drive a car in the past 30 days	52.4	47.2	35.6	22.6	39.8	
0 times	47.6	50.8	60.8	64.2	55.7	
1 time	0.0	1.5	2.6	5.7	2.4	
2 or 3 times	0.0	0.5	0.5	6.3	1.7	
4 or 5 times	0.0	0.0	0.0	0.6	0.1	
6 or more times	0.0	0.0	0.5	0.6	0.3	
N of Valid	170	195	194	159	718	
N of Miss	19	13	24	10	66	

Table 139: If you drank alcohol (not just a sip or taste) in the past year, how did you usually get it?

Response	6	8	10	12	Total	
I did not drink alcohol in the past year	91.4	82.8	63.7	41.7	71.0	
I bought it myself with a fake ID	0.0	0.0	0.0	0.0	0.0	
I bought it myself without a fake ID	0.0	0.5	0.0	2.6	0.7	
I got it from someone I know age 21 or older	0.6	3.1	9.8	29.1	9.8	
I got it from someone I know under age 21	0.0	3.6	4.7	9.9	4.4	
I got it from my brother or sister	1.1	0.0	2.6	2.6	1.5	
I got it from home with my parents' permission	1.7	1.6	4.1	2.0	2.4	
I got it from home without my parents' permission	1.1	1.6	2.6	0.0	1.4	
I got it from another relative	1.1	1.6	1.6	2.6	1.7	
A stranger bought it for me	0.0	0.0	0.5	2.0	0.6	
I took it from a store or shop	0.0	0.0	0.0	0.0	0.0	
Other	2.9	5.2	10.4	7.3	6.5	
N of Valid	175	192	193	151	711	
N of Miss	14	16	25	18	73	

Table 140: If you drank alcohol (not just a sip or taste) in the past year, where did you usually drink it?

Response	6	8	10	12	Total	
I did not drink alcohol in the past year	90.2	84.8	65.1	42.5	71.7	
at my home	5.2	3.1	6.9	11.1	6.4	
at someone else's home	2.9	8.9	18.5	30.7	14.7	
at an open area like a park, beach, field, back road, woods, or a street corner	1.1	1.6	5.8	9.2	4.2	
at a sporting event or concert	0.0	0.0	1.1	2.0	0.7	
at a restaurant, bar, or a nightclub	0.0	0.0	1.6	2.6	1.0	
at an empty building or a construction site	0.6	0.0	0.0	1.3	0.4	
at a hotel/motel	0.0	0.0	0.0	0.0	0.0	
in a car	0.0	0.5	1.1	0.7	0.6	
at school	0.0	1.0	0.0	0.0	0.3	
N of Valid	174	191	189	153	707	
N of Miss	15	17	29	16	77	

Table 141: How do you feel about someone your age having one or two drinks of an alcoholic beverage nearly every day?





Response	6	8	10	12	Total	
Neither approve nor disapprove	21.3	31.8	33.0	32.1	29.6	
Somewhat disapprove	4.0	13.3	17.0	21.4	13.9	
Strongly disapprove	50.6	38.5	33.5	28.9	38.0	
Don't know or can't say	24.1	16.4	16.5	17.6	18.6	
N of Valid	174	195	194	159	722	
N of Miss	15	13	24	10	62	

Table 142: On how many occasions have you had alcoholic beverages (beer, wine or hard liquor) to drink in your lifetime - more than just a few sips?








Response	6	8	10	12	Total	
0	79.5	75.5	51.8	35.2	61.3	
01/02/13	15.3	13.8	15.9	12.6	14.5	
03/05/13	2.8	4.1	8.7	11.9	6.7	
06/09/13	1.1	5.1	4.1	7.5	4.4	
10/19/13	1.1	1.5	6.7	11.9	5.1	
20-39	0.0	0.0	6.2	7.5	3.3	
40	0.0	0.0	6.7	13.2	4.7	
N of Valid	176	196	195	159	726	
N of Miss	13	12	23	10	58	

Table 143: On how many occasions have you drunk one of more drinks of an alcoholic beverage during the past 30 days?








Response	6	8	10	12	Total	
0	96.6	93.8	73.7	65.4	82.9	
01/02/13	2.8	4.1	16.0	15.7	9.5	
03/05/13	0.6	1.5	4.6	5.0	2.9	
06/09/13	0.0	0.5	2.6	5.7	2.1	
10/19/13	0.0	0.0	3.1	5.7	2.1	
20-39	0.0	0.0	0.0	1.3	0.3	
40	0.0	0.0	0.0	1.3	0.3	
N of Valid	177	195	194	159	725	
N of Miss	12	13	24	10	59	



Table 144: On how many occasions have you used marijuana (grass, pot) or hashish (hash, hash oil) in your lifetime?


Response	6	8	10	12	Total	
0	98.9	92.3	80.3	72.2	86.3	
01/02/13	0.6	3.6	8.3	7.6	5.0	
03/05/13	0.6	2.6	5.7	6.3	3.7	
06/09/13	0.0	1.0	1.0	3.8	1.4	
10/19/13	0.0	0.5	1.6	1.3	0.8	
20-39	0.0	0.0	0.5	2.5	0.7	
40	0.0	0.0	2.6	6.3	2.1	
N of Valid	176	196	193	158	723	
N of Miss	13	12	25	11	61	

Table 145: On how many occasions have you used marijuana (grass, pot) or hashish (hash, hash oil) during the past 30 days?


Response	6	8	10	12	Total	
0	100.0	96.4	95.4	86.2	94.8	
01/02/13	0.0	2.6	3.1	5.7	2.8	
03/05/13	0.0	1.0	0.0	3.1	1.0	
06/09/13	0.0	0.0	0.5	1.9	0.6	
10/19/13	0.0	0.0	0.0	0.0	0.0	
20-39	0.0	0.0	0.0	1.9	0.4	
40	0.0	0.0	1.0	1.3	0.6	
N of Valid	177	195	194	159	725	
N of Miss	12	13	24	10	59	

Table 146: On how many occasions have you used LSD or other psychedelics in your lifetime?


Response	6	8	10	12	Total	
0	100.0	100.0	99.0	100.0	99.7	
01/02/13	0.0	0.0	0.5	0.0	0.1	
03/05/13	0.0	0.0	0.5	0.0	0.1	
06/09/13	0.0	0.0	0.0	0.0	0.0	
10/19/13	0.0	0.0	0.0	0.0	0.0	
20-39	0.0	0.0	0.0	0.0	0.0	
40	0.0	0.0	0.0	0.0	0.0	
N of Valid	176	196	193	158	723	
N of Miss	13	12	25	11	61	

Table 147: On how many occasions have you used LSD or other psychedelics during the past 30 days?

Response	6	8	10	12	Total	
0	100.0	100.0	99.0	100.0	99.7	
01/02/13	0.0	0.0	0.5	0.0	0.1	
03/05/13	0.0	0.0	0.0	0.0	0.0	
06/09/13	0.0	0.0	0.0	0.0	0.0	
10/19/13	0.0	0.0	0.5	0.0	0.1	
20-39	0.0	0.0	0.0	0.0	0.0	
40	0.0	0.0	0.0	0.0	0.0	
N of Valid	176	196	194	160	726	
N of Miss	13	12	24	9	58	

Table 148: On how many occasions have you used cocaine or crack in your lifetime?

Response	6	8	10	12	Total	
0	100.0	99.5	97.9	98.7	99.0	
01/02/13	0.0	0.5	1.5	0.6	0.7	
03/05/13	0.0	0.0	0.5	0.0	0.1	
06/09/13	0.0	0.0	0.0	0.6	0.1	
10/19/13	0.0	0.0	0.0	0.0	0.0	
20-39	0.0	0.0	0.0	0.0	0.0	
40	0.0	0.0	0.0	0.0	0.0	
N of Valid	177	196	195	159	727	
N of Miss	12	12	23	10	57	

Table 149: On how many occasions have you used cocaine or crack during the past 30 days?

Response	6	8	10	12	Total	
0	100.0	100.0	100.0	100.0	100.0	
01/02/13	0.0	0.0	0.0	0.0	0.0	
03/05/13	0.0	0.0	0.0	0.0	0.0	
06/09/13	0.0	0.0	0.0	0.0	0.0	
10/19/13	0.0	0.0	0.0	0.0	0.0	
20-39	0.0	0.0	0.0	0.0	0.0	
40	0.0	0.0	0.0	0.0	0.0	
N of Valid	177	196	193	158	724	
N of Miss	12	12	25	11	60	

Table 150: On how many occasions have you sniffed glue, breathed the contents of an aerosol spray can, or inhaled other gases or sprays, in order to get high in your lifetime?


Response	6	8	10	12	Total	
0	94.3	93.9	91.8	93.0	93.2	
01/02/13	4.0	3.1	4.1	5.7	4.1	
03/05/13	1.1	1.0	1.5	0.6	1.1	
06/09/13	0.0	0.5	1.5	0.0	0.6	
10/19/13	0.6	0.5	0.5	0.0	0.4	
20-39	0.0	0.0	0.0	0.6	0.1	
40	0.0	1.0	0.5	0.0	0.4	
N of Valid	175	196	195	157	723	
N of Miss	14	12	23	12	61	

Table 151: On how many occasions have you sniffed glue, breathed the contents of an aerosol spray can, or inhaled other gases or sprays, in order to get high during the past 30 days?


Response	6	8	10	12	Total	
0	98.3	97.4	96.4	98.1	97.5	
01/02/13	1.7	2.0	2.1	1.9	1.9	
03/05/13	0.0	0.0	0.5	0.0	0.1	
06/09/13	0.0	0.0	0.5	0.0	0.1	
10/19/13	0.0	0.5	0.0	0.0	0.1	
20-39	0.0	0.0	0.0	0.0	0.0	
40	0.0	0.0	0.5	0.0	0.1	
N of Valid	176	196	195	158	725	
N of Miss	13	12	23	11	59	

Table 152: On how many occasions have you used Daztrex in your lifetime?


Response	6	8	10	12	Total	
0	100.0	100.0	100.0	100.0	100.0	
01/02/13	0.0	0.0	0.0	0.0	0.0	
03/05/13	0.0	0.0	0.0	0.0	0.0	
06/09/13	0.0	0.0	0.0	0.0	0.0	
10/19/13	0.0	0.0	0.0	0.0	0.0	
20-39	0.0	0.0	0.0	0.0	0.0	
40	0.0	0.0	0.0	0.0	0.0	
N of Valid	177	196	194	157	724	
N of Miss	12	12	24	12	60	

Table 153: On how many occasions have you used Daztrex during the past 30 days?


Response	6	8	10	12	Total	
0	100.0	100.0	100.0	100.0	100.0	
01/02/13	0.0	0.0	0.0	0.0	0.0	
03/05/13	0.0	0.0	0.0	0.0	0.0	
06/09/13	0.0	0.0	0.0	0.0	0.0	
10/19/13	0.0	0.0	0.0	0.0	0.0	
20-39	0.0	0.0	0.0	0.0	0.0	
40	0.0	0.0	0.0	0.0	0.0	
N of Valid	177	195	194	157	723	
N of Miss	12	13	24	12	61	

Table 154: On how many occasions have you used synthetic marijuana in your lifetime?






Response	6	8	10	12	Total	
0	99.4	99.0	95.9	91.1	96.5	
01/02/13	0.6	1.0	3.1	5.7	2.5	
03/05/13	0.0	0.0	0.5	1.3	0.4	
06/09/13	0.0	0.0	0.5	0.6	0.3	
10/19/13	0.0	0.0	0.0	1.3	0.3	
20-39	0.0	0.0	0.0	0.0	0.0	
40	0.0	0.0	0.0	0.0	0.0	
N of Valid	176	196	195	157	724	
N of Miss	13	12	23	12	60	

Table 155: On how many occasions have you used synthetic marijuana during the past 30 days?


Response	6	8	10	12	Total	
0	100.0	99.5	99.0	99.4	99.4	
01/02/13	0.0	0.0	1.0	0.0	0.3	
03/05/13	0.0	0.5	0.0	0.0	0.1	
06/09/13	0.0	0.0	0.0	0.6	0.1	
10/19/13	0.0	0.0	0.0	0.0	0.0	
20-39	0.0	0.0	0.0	0.0	0.0	
40	0.0	0.0	0.0	0.0	0.0	
N of Valid	176	196	194	158	724	
N of Miss	13	12	24	11	60	

Table 156: On how many occasions have you used methamphetamines (meth, speed, crank, crystal meth) in your lifetime?


Response	6	8	10	12	Total	
0	100.0	100.0	98.5	98.1	99.2	
01/02/13	0.0	0.0	0.5	1.3	0.4	
03/05/13	0.0	0.0	0.0	0.0	0.0	
06/09/13	0.0	0.0	1.0	0.0	0.3	
10/19/13	0.0	0.0	0.0	0.0	0.0	
20-39	0.0	0.0	0.0	0.6	0.1	
40	0.0	0.0	0.0	0.0	0.0	
N of Valid	175	196	195	156	722	
N of Miss	14	12	23	13	62	

Table 157: On how many occasions have you used methamphetamines (meth, speed, crank, crystal meth) in the past 30 days?


Response	6	8	10	12	Total	
0	100.0	100.0	99.5	99.4	99.7	
01/02/13	0.0	0.0	0.5	0.0	0.1	
03/05/13	0.0	0.0	0.0	0.0	0.0	
06/09/13	0.0	0.0	0.0	0.6	0.1	
10/19/13	0.0	0.0	0.0	0.0	0.0	
20-39	0.0	0.0	0.0	0.0	0.0	
40	0.0	0.0	0.0	0.0	0.0	
N of Valid	176	196	195	156	723	
N of Miss	13	12	23	13	61	

Table 158: On how many occasions have you used other chemical products (bath salts, plant food, etc.) in your lifetime?





Response	6	8	10	12	Total	
0	98.3	99.5	99.0	99.4	99.0	
01/02/13	1.1	0.5	0.5	0.6	0.7	
03/05/13	0.0	0.0	0.0	0.0	0.0	
06/09/13	0.0	0.0	0.0	0.0	0.0	
10/19/13	0.0	0.0	0.0	0.0	0.0	
20-39	0.6	0.0	0.0	0.0	0.1	
40	0.0	0.0	0.5	0.0	0.1	
N of Valid	174	196	195	156	721	
N of Miss	15	12	23	13	63	

Table 159: On how many occasions have you used other chemical products (bath salts, plant food, etc.) during the past 30 days?



Response	6	8	10	12	Total	
0	100.0	100.0	99.5	100.0	99.9	
01/02/13	0.0	0.0	0.0	0.0	0.0	
03/05/13	0.0	0.0	0.0	0.0	0.0	
06/09/13	0.0	0.0	0.0	0.0	0.0	
10/19/13	0.0	0.0	0.0	0.0	0.0	
20-39	0.0	0.0	0.0	0.0	0.0	
40	0.0	0.0	0.5	0.0	0.1	
N of Valid	173	195	195	156	719	
N of Miss	16	13	23	13	65	

Table 160: On how many occasions have you used heroin or other opiates in your lifetime?



Response	6	8	10	12	Total	
0	100.0	99.5	100.0	100.0	99.9	
01/02/13	0.0	0.5	0.0	0.0	0.1	
03/05/13	0.0	0.0	0.0	0.0	0.0	
06/09/13	0.0	0.0	0.0	0.0	0.0	
10/19/13	0.0	0.0	0.0	0.0	0.0	
20-39	0.0	0.0	0.0	0.0	0.0	
40	0.0	0.0	0.0	0.0	0.0	
N of Valid	175	195	195	157	722	
N of Miss	14	13	23	12	62	

Table 161: On how many occasions have you used heroin or other opiates during the past 30 days?



Response	6	8	10	12	Total	
0	100.0	99.5	100.0	100.0	99.9	
01/02/13	0.0	0.0	0.0	0.0	0.0	
03/05/13	0.0	0.5	0.0	0.0	0.1	
06/09/13	0.0	0.0	0.0	0.0	0.0	
10/19/13	0.0	0.0	0.0	0.0	0.0	
20-39	0.0	0.0	0.0	0.0	0.0	
40	0.0	0.0	0.0	0.0	0.0	
N of Valid	175	195	193	157	720	
N of Miss	14	13	25	12	64	

Table 162: On how many occasions have you used MDMA ('X', 'E', or ecstasy) in your lifetime?



Response	6	8	10	12	Total	
0	100.0	99.5	100.0	100.0	99.9	
01/02/13	0.0	0.5	0.0	0.0	0.1	
03/05/13	0.0	0.0	0.0	0.0	0.0	
06/09/13	0.0	0.0	0.0	0.0	0.0	
10/19/13	0.0	0.0	0.0	0.0	0.0	
20-39	0.0	0.0	0.0	0.0	0.0	
40	0.0	0.0	0.0	0.0	0.0	
N of Valid	174	195	195	158	722	
N of Miss	15	13	23	11	62	

Table 163: On how many occasions have you used MDMA ('X', 'E', or ecstasy) during the past 30 days?


Response	6	8	10	12	Total	
0	100.0	100.0	100.0	100.0	100.0	
01/02/13	0.0	0.0	0.0	0.0	0.0	
03/05/13	0.0	0.0	0.0	0.0	0.0	
06/09/13	0.0	0.0	0.0	0.0	0.0	
10/19/13	0.0	0.0	0.0	0.0	0.0	
20-39	0.0	0.0	0.0	0.0	0.0	
40	0.0	0.0	0.0	0.0	0.0	
N of Valid	175	194	195	156	720	
N of Miss	14	14	23	13	64	

Table 164: On how many occasions have you taken prescription drugs (such as Valium, Xanax, Ritalin, Adderall, OxyContin, Darvocet, or sleeping pills) not prescribed to you in your lifetime?








Response	6	8	10	12	Total	
0	96.0	98.5	90.7	87.7	93.4	
01/02/13	1.1	0.5	3.6	4.5	2.4	
03/05/13	0.6	0.0	2.6	2.6	1.4	
06/09/13	2.3	0.5	1.0	1.3	1.3	
10/19/13	0.0	0.0	1.0	0.0	0.3	
20-39	0.0	0.5	0.0	1.9	0.6	
40	0.0	0.0	1.0	1.9	0.7	
N of Valid	174	194	194	155	717	
N of Miss	15	14	24	14	67	

Table 165: On how many occasions have you taken prescription drugs (such as Valium, Xanax, Ritalin, Adderall, OxyContin, Darvocet, or sleeping pills) not prescribed to you during the past 30 days?








Response	6	8	10	12	Total	
0	97.7	99.0	94.9	96.8	97.1	
01/02/13	1.2	0.5	2.6	0.6	1.3	
03/05/13	0.6	0.0	1.0	0.0	0.4	
06/09/13	0.0	0.0	0.5	1.3	0.4	
10/19/13	0.0	0.0	1.0	0.0	0.3	
20-39	0.0	0.5	0.0	0.6	0.3	
40	0.6	0.0	0.0	0.6	0.3	
N of Valid	173	193	196	157	719	
N of Miss	16	15	22	12	65	



Table 166: On how many occasions have you taken non-prescription medicines such as diet pills (for example, Dietac, Dexatrim or Prolamine), stay-awake pills (for example No-Doz, Vivarin, or Wake), or cough or cold medicines (robos, DXM, etc.) to get high in your lifetime?


Response	6	8	10	12	Total	
0	97.1	99.0	95.9	95.6	97.0	
01/02/13	1.1	0.5	1.5	1.3	1.1	
03/05/13	1.1	0.0	0.0	0.6	0.4	
06/09/13	0.6	0.5	0.5	0.6	0.6	
10/19/13	0.0	0.0	1.0	0.6	0.4	
20-39	0.0	0.0	0.0	0.6	0.1	
40	0.0	0.0	1.0	0.6	0.4	
N of Valid	175	194	195	158	722	
N of Miss	14	14	23	11	62	

Table 167: On how many occasions have you taken non-prescription medicines such as diet pills (for example, Dietac, Dexatrim or Prolamine), stay-awake pills (for example No-Doz, Vivarin, or Wake), or cough or cold medicines (robos, DXM, etc.) to get high during the past 30 days?


Response	6	8	10	12	Total	
0	97.7	99.0	98.4	99.4	98.6	
01/02/13	1.7	0.5	1.0	0.0	0.8	
03/05/13	0.6	0.0	0.0	0.6	0.3	
06/09/13	0.0	0.5	0.0	0.0	0.1	
10/19/13	0.0	0.0	0.0	0.0	0.0	
20-39	0.0	0.0	0.5	0.0	0.1	
40	0.0	0.0	0.0	0.0	0.0	
N of Valid	175	195	193	158	721	
N of Miss	14	13	25	11	63	

Table 168: On how many occasions have you been drunk or very high from drinking alcoholic beverages during the past 30 days?








Response	6	8	10	12	Total	
0	97.2	96.9	88.2	80.4	91.0	
01/02/13	2.3	1.0	7.2	5.7	4.0	
03/05/13	0.6	1.5	2.6	6.3	2.6	
06/09/13	0.0	0.5	0.0	1.9	0.6	
10/19/13	0.0	0.0	0.5	2.5	0.7	
20-39	0.0	0.0	0.0	1.3	0.3	
40	0.0	0.0	1.5	1.9	0.8	
N of Valid	176	194	195	158	723	
N of Miss	13	14	23	11	61	

Table 169: On how many occasions have you drunk flavored alcoholic beverages, sometimes called 'alcopops' (like Mike's Hard Lemonade, Smirnoff Ice, Bacardi Breezers, etc.) in your lifetime?








Response	6	8	10	12	Total	
0	95.5	87.1	68.7	56.0	77.3	
01/02/13	3.4	9.3	10.3	8.2	7.9	
03/05/13	0.0	2.1	5.6	10.7	4.4	
06/09/13	0.0	0.5	3.6	8.2	2.9	
10/19/13	1.1	0.5	6.7	6.9	3.7	
20-39	0.0	0.5	2.6	3.1	1.5	
40	0.0	0.0	2.6	6.9	2.2	
N of Valid	176	194	195	159	724	
N of Miss	13	14	23	10	60	

Table 170: On how many occasions have you drunk flavored alcoholic beverages, sometimes called 'alcopops' (like Mike's Hard Lemonade, Smirnoff Ice, Bacardi Breezers, etc.) during the past 30 days?








Response	6	8	10	12	Total	
0	99.4	95.9	84.5	80.3	90.3	
01/02/13	0.6	2.6	6.2	8.9	4.4	
03/05/13	0.0	1.5	6.2	3.8	2.9	
06/09/13	0.0	0.0	0.5	0.6	0.3	
10/19/13	0.0	0.0	1.5	4.5	1.4	
20-39	0.0	0.0	0.5	0.0	0.1	
40	0.0	0.0	0.5	1.9	0.6	
N of Valid	174	195	194	157	720	
N of Miss	15	13	24	12	64	

Table 171: If you used prescription drugs or over the counter drugs without a doctor telling you to use it or for the purpose of getting high, where did you get these drugs?












Response	6	8	10	12	Total	
I did not use prescription drugs or over the counter drugs to get high.	97.7	96.8	94.6	89.7	94.9	
I bought it or took it from a store or shop.	1.1	0.0	0.0	0.6	0.4	
I got it from my parents with permission.	0.0	0.5	1.1	0.6	0.6	
I got it from home without permission.	0.0	0.5	1.1	1.3	0.7	
I got it from a relative with permission.	0.6	0.0	0.0	0.0	0.1	
I got it from a relative without permission.	0.0	0.5	0.0	0.6	0.3	
I got it from a friends home with permission.	0.0	0.0	1.1	1.9	0.7	
I got it from a friends home without permission.	0.0	0.0	0.5	0.6	0.3	
I got it from a friend while at school.	0.0	0.0	0.0	1.3	0.3	
I got it from a friend while at a party.	0.6	0.5	0.0	0.0	0.3	
I got it from a friend, elsewhere	0.0	1.1	1.6	3.2	1.4	
N of Valid	176	188	185	155	704	
N of Miss	13	20	33	14	80	

Table 172: During the last month, about how many marijuana cigarettes, or the equivalent, did you smoke a day, on the average?








Response	6	8	10	12	Total	
None	97.2	97.4	93.6	87.2	94.1	
Less than 1 a day	1.7	1.0	2.1	3.2	2.0	
1 a day	1.1	1.0	1.6	3.8	1.8	
2-3 a day	0.0	0.5	1.1	2.6	1.0	
4-6 a day	0.0	0.0	1.1	1.9	0.7	
7-10 a day	0.0	0.0	0.5	0.6	0.3	
11 or more a day	0.0	0.0	0.0	0.6	0.1	
N of Valid	177	191	187	156	711	
N of Miss	12	17	31	13	73	

Table 173: How wrong do your friends feel it would be for YOU to: drink alcohol?





Response	6	8	10	12	Total	
Very wrong	75.7	61.4	41.2	33.1	53.4	
Wrong	16.4	21.7	20.3	20.4	19.7	
A little bit wrong	6.2	10.6	18.7	24.2	14.6	
Not wrong at all	1.7	6.3	19.8	22.3	12.3	
N of Valid	177	189	187	157	710	
N of Miss	12	19	31	12	74	

Table 174: How wrong do your friends feel it would be for YOU to: smoke tobacco?





Response	6	8	10	12	Total	
Very wrong	81.7	69.3	50.5	42.9	61.6	
Wrong	14.9	20.1	23.1	23.1	20.3	
A little bit wrong	1.1	6.9	12.9	12.2	8.2	
Not wrong at all	2.3	3.7	13.4	21.8	9.9	
N of Valid	175	189	186	156	706	
N of Miss	14	19	32	13	78	

Table 175: How wrong do your friends feel it would be for YOU to: smoke marijuana?





Response	6	8	10	12	Total	
Very wrong	90.9	75.0	52.9	49.4	67.4	
Wrong	7.4	10.6	16.0	16.0	12.5	
A little bit wrong	0.6	8.0	16.6	13.5	9.6	
Not wrong at all	1.1	6.4	14.4	21.2	10.5	
N of Valid	175	188	187	156	706	
N of Miss	14	20	31	13	78	

Table 176: How wrong do your friends feel it would be for YOU to: use prescription drugs not prescribed to you





Response	6	8	10	12	Total	
Very wrong	84.1	78.2	68.4	56.1	72.2	
Wrong	14.2	16.0	13.9	17.4	15.3	
A little bit wrong	0.6	2.1	8.0	15.5	6.2	
Not wrong at all	1.1	3.7	9.6	11.0	6.2	
N of Valid	176	188	187	155	706	
N of Miss	13	20	31	14	78	

Table 177: How wrong would most adults (over 21) in your neighborhood think it is for kids your age: to use marijuana?





Response	6	8	10	12	Total	
Very wrong	89.8	83.6	68.3	64.7	76.9	
Wrong	7.4	12.7	18.8	17.9	14.1	
A little bit wrong	2.8	2.6	7.0	5.8	4.5	
Not wrong at all	0.0	1.1	5.9	11.5	4.4	
N of Valid	176	189	186	156	707	
N of Miss	13	19	32	13	77	

Table 178: How wrong would most adults (over 21) in your neighborhood think it is for kids your age: to drink alcohol?





Response	6	8	10	12	Total	
Very wrong	81.7	71.6	48.7	46.8	62.6	
Wrong	13.1	16.8	25.1	19.9	18.8	
A little bit wrong	4.6	8.9	18.7	17.3	12.3	
Not wrong at all	0.6	2.6	7.5	16.0	6.4	
N of Valid	175	190	187	156	708	
N of Miss	14	18	31	13	76	

Table 179: How wrong would most adults (over 21) in your neighborhood think it is for kids your age: to smoke cigarettes?





Response	6	8	10	12	Total	
Very wrong	79.3	77.9	55.1	49.4	65.9	
Wrong	12.6	16.8	23.0	20.5	18.2	
A little bit wrong	6.3	4.2	13.9	16.7	10.0	
Not wrong at all	1.7	1.1	8.0	13.5	5.8	
N of Valid	174	190	187	156	707	
N of Miss	15	18	31	13	77	

Table 180: How much do each of the following statements describe your neighborhood? crime and/or drug selling





Response	6	8	10	12	Total	
NO!	70.9	62.8	56.0	55.1	61.3	
no	16.3	25.5	30.4	24.4	24.3	
yes	7.6	10.1	8.7	12.8	9.7	
YES!	5.2	1.6	4.9	7.7	4.7	
N of Valid	172	188	184	156	700	
N of Miss	17	20	34	13	84	

Table 181: How much do each of the following statements describe your neighborhood? fights





Response	6	8	10	12	Total	
NO!	59.2	51.3	49.5	51.6	52.8	
no	15.5	25.9	27.2	26.5	23.8	
yes	19.0	13.8	15.8	12.9	15.4	
YES!	6.3	9.0	7.6	9.0	8.0	
N of Valid	174	189	184	155	702	
N of Miss	15	19	34	14	82	

Table 182: How much do each of the following statements describe your neighborhood? lots of empty or abandoned buildings





Response	6	8	10	12	Total	
NO!	59.2	56.6	52.7	60.3	57.0	
no	23.6	32.3	39.1	30.8	31.6	
yes	11.5	9.0	6.5	7.1	8.5	
YES!	5.7	2.1	1.6	1.9	2.8	
N of Valid	174	189	184	156	703	
N of Miss	15	19	34	13	81	

Table 183: How much do each of the following statements describe your neighborhood? lots of graffiti





Response	6	8	10	12	Total	
NO!	74.4	70.7	61.5	70.5	69.1	
no	16.7	25.5	34.6	26.3	25.9	
yes	3.6	2.7	1.6	2.6	2.6	
YES!	5.4	1.1	2.2	0.6	2.3	
N of Valid	168	184	182	156	690	
N of Miss	21	24	36	13	94	

Table 184: I feel safe in my neighborhood.

Response	6	8	10	12	Total
NO!	7.6	6.8	9.2	5.7	7.4
no	7.6	12.6	8.7	7.6	9.2
yes	29.8	33.0	36.4	41.4	35.0
YES!	55.0	47.6	45.7	45.2	48.4
N of Valid	171	191	184	157	703
N of Miss	18	17	34	12	81

Table 185: If a kid smoked marijuana in your neighborhood would he or she be caught by the police?

Response	6	8	10	12	Total
NO!	14.6	25.9	25.0	19.9	21.6
no	15.8	29.7	45.7	53.8	35.9
yes	29.2	25.4	20.1	16.0	22.8
YES!	40.4	18.9	9.2	10.3	19.7
N of Valid	171	185	184	156	696
N of Miss	18	23	34	13	88

Table 186: If a kid drank some beer, wine or hard liquor (for example, vodka, whiskey, or gin) in your neighborhood would he or she be caught by the police?

Response	6	8	10	12	Total
NO!	15.3	25.5	31.5	26.1	24.7
no	22.4	41.8	50.0	52.9	41.7
yes	28.8	19.0	12.0	13.4	18.3
YES!	33.5	13.6	6.5	7.6	15.3
N of Valid	170	184	184	157	695
N of Miss	19	24	34	12	89



Table 187: If a kid carried a handgun in your neighborhood would he or she be caught by the police?





Response	6	8	10	12	Total	
NO!	11.2	24.3	19.6	17.2	18.2	
no	9.4	21.6	35.3	38.9	26.1	
yes	29.4	24.3	25.5	26.1	26.3	
YES!	50.0	29.7	19.6	17.8	29.3	
N of Valid	170	185	184	157	696	
N of Miss	19	23	34	12	88	

Table 188: If you wanted to get some cigarettes, how easy would it be for you to get some?





Response	6	8	10	12	Total	
Very hard	61.5	57.8	38.5	22.4	45.7	
Sort of hard	13.2	15.6	17.6	7.1	13.6	
Sort of easy	12.6	15.0	15.9	19.9	15.8	
Very easy	12.6	11.7	28.0	50.6	25.0	
N of Valid	174	180	182	156	692	
N of Miss	15	28	36	13	92	

Table 189: If you wanted to get some beer, wine or hard liquor (for example, vodka, whiskey, or gin), how easy would it be for you to get some?





Response	6	8	10	12	Total	
Very hard	59.5	57.8	32.0	16.9	42.3	
Sort of hard	13.3	18.3	16.0	12.3	15.1	
Sort of easy	10.4	11.1	19.3	26.0	16.4	
Very easy	16.8	12.8	32.6	44.8	26.2	
N of Valid	173	180	181	154	688	
N of Miss	16	28	37	15	96	

Table 190: If you wanted to get a drug like cocaine, LSD, or amphetamines, how easy would it be for you to get some?

Response	6	8	10	12	Total	
Very hard	85.0	87.6	72.5	65.6	78.0	
Sort of hard	6.9	7.9	12.6	18.8	11.4	
Sort of easy	4.6	3.9	8.8	9.1	6.6	
Very easy	3.5	0.6	6.0	6.5	4.1	
N of Valid	173	178	182	154	687	
N of Miss	16	30	36	15	97	

Table 191: If you wanted to get a handgun, how easy would it be for you to get one?

Response	6	8	10	12	Total	
Very hard	63.0	65.5	59.9	42.6	58.2	
Sort of hard	15.6	13.6	9.3	14.8	13.2	
Sort of easy	9.8	11.9	12.1	18.7	13.0	
Very easy	11.6	9.0	18.7	23.9	15.6	
N of Valid	173	177	182	155	687	
N of Miss	16	31	36	14	97	

Table 192: If you wanted to get some marijuana, how easy would it be for you to get some?

Response	6	8	10	12	Total	
Very hard	77.5	76.0	49.5	34.8	60.0	
Sort of hard	6.4	10.3	12.1	9.7	9.6	
Sort of easy	5.8	6.3	13.7	13.5	9.8	
Very easy	10.4	7.4	24.7	41.9	20.6	
N of Valid	173	175	182	155	685	
N of Miss	16	33	36	14	99	

Table 193: If you wanted to get prescription drugs for the purpose of getting high, how easy would it be for you to get some?





Response	6	8	10	12	Total	
Very hard	73.8	72.3	58.6	39.4	61.6	
Sort of hard	8.7	13.0	13.3	17.4	13.0	
Sort of easy	9.3	10.7	12.7	18.1	12.6	
Very easy	8.1	4.0	15.5	25.2	12.8	
N of Valid	172	177	181	155	685	
N of Miss	17	31	37	14	99	

Table 194: If you wanted to get synthetic marijuana such as K2 or chemical products such as bath salts to get high, how easy would it be for you to get some?





Response	6	8	10	12	Total	
Very hard	84.9	87.0	71.8	58.8	76.1	
Sort of hard	5.2	3.4	9.4	10.5	7.0	
Sort of easy	2.9	6.2	8.3	17.0	8.3	
Very easy	7.0	3.4	10.5	13.7	8.5	
N of Valid	172	177	181	153	683	
N of Miss	17	31	37	16	101	

Table 195: If you wanted to get steroids to enhance athletic performance, how easy would it be for you to get some?





Response	6	8	10	12	Total	
Very hard	80.9	81.9	69.6	66.2	74.9	
Sort of hard	9.2	9.6	14.4	17.5	12.6	
Sort of easy	5.2	5.6	6.1	9.1	6.4	
Very easy	4.6	2.8	9.9	7.1	6.1	
N of Valid	173	177	181	154	685	
N of Miss	16	31	37	15	99	

Table 196: During the past 12 months, have you participated in any alcohol prevention programs or seen any alcohol prevention messages in your school or community? Yes, a school-based program focused on preventing underage drinking and/or drinking and driving.



Response	6	8	10	12	Total	
No	62.4	82.2	86.2	89.9	80.2	
Yes	37.6	17.8	13.8	10.1	19.8	
N of Valid	189	208	218	169	784	
N of Miss	0	0	0	0	0	

Table 197: During the past 12 months, have you participated in any alcohol prevention programs or seen any alcohol prevention messages in your school or community? Yes, a community-based program focused on preventing underage drinking and/or drinking and driving (for example, through your church or temple or through youth groups like Boys and Girls Club or 4-H).



Response	6	8	10	12	Total	
No	86.8	93.8	97.2	96.4	93.6	
Yes	13.2	6.2	2.8	3.6	6.4	
N of Valid	189	208	218	169	784	
N of Miss	0	0	0	0	0	

Table 198: During the past 12 months, have you participated in any alcohol prevention programs or seen any alcohol prevention messages in your school or community? Yes, a media campaign addressing underage drinking and/or drinking and driving (for example, newspaper ads, posters, pamphlets, radio, TV).



Response	6	8	10	12	Total	
No	90.5	91.8	95.9	96.4	93.6	
Yes	9.5	8.2	4.1	3.6	6.4	
N of Valid	189	208	218	169	784	
N of Miss	0	0	0	0	0	

Table 199: During the past 12 months, have you participated in any alcohol prevention programs or seen any alcohol prevention messages in your school or community? No



Response	6	8	10	12	Total	
No	50.3	39.4	35.8	24.3	37.8	
Yes	49.7	60.6	64.2	75.7	62.2	
N of Valid	189	208	218	169	784	
N of Miss	0	0	0	0	0	

Table 200: How wrong do your parents feel it would be for YOU to: drink beer, wine or hard liquor (for example, vodka, whiskey or gin) regularly?





Response	6	8	10	12	Total	
Very wrong	93.2	89.1	76.2	69.9	82.5	
Wrong	4.5	8.7	12.7	18.6	10.9	
A little bit wrong	2.3	1.1	6.6	9.0	4.6	
Not wrong at all	0.0	1.1	4.4	2.6	2.0	
N of Valid	176	184	181	156	697	
N of Miss	13	24	37	13	87	

Table 201: How wrong do your parents feel it would be for YOU to: smoke tobacco?





Response	6	8	10	12	Total	
Very wrong	96.6	94.0	79.0	74.4	86.3	
Wrong	2.8	5.5	12.7	17.3	9.4	
A little bit wrong	0.6	0.5	5.0	3.8	2.4	
Not wrong at all	0.0	0.0	3.3	4.5	1.9	
N of Valid	176	182	181	156	695	
N of Miss	13	26	37	13	89	

Table 202: How wrong do your parents feel it would be for YOU to: smoke marijuana?





Response	6	8	10	12	Total	
Very wrong	98.3	93.4	81.6	80.1	88.6	
Wrong	1.7	3.8	11.2	9.6	6.5	
A little bit wrong	0.0	1.1	4.5	4.5	2.4	
Not wrong at all	0.0	1.6	2.8	5.8	2.4	
N of Valid	177	182	179	156	694	
N of Miss	12	26	39	13	90	

Table 203: How wrong do your parents feel it would be for YOU to: use prescription drugs not prescribed to you?





Response	6	8	10	12	Total	
Very wrong	96.0	92.8	89.4	87.8	91.6	
Wrong	2.8	4.4	6.1	7.7	5.2	
A little bit wrong	1.1	2.2	2.8	2.6	2.2	
Not wrong at all	0.0	0.6	1.7	1.9	1.0	
N of Valid	177	181	180	156	694	
N of Miss	12	27	38	13	90	

Table 204: How wrong do your parents feel it would be for YOU to: steal something worth more than \$5?





Response	6	8	10	12	Total	
Very wrong	83.0	84.2	81.3	83.9	83.0	
Wrong	14.2	11.5	14.3	11.6	12.9	
A little bit wrong	2.3	3.3	1.6	2.6	2.4	
Not wrong at all	0.6	1.1	2.7	1.9	1.6	
N of Valid	176	183	182	155	696	
N of Miss	13	25	36	14	88	

Table 205: How wrong do your parents feel it would be for YOU to: draw graffiti, write things, or draw pictures on buildings or other property (without the owner's permission)?





Response	6	8	10	12	Total	
Very wrong	94.4	84.7	81.8	82.1	85.8	
Wrong	3.4	9.8	10.5	10.9	8.6	
A little bit wrong	0.6	3.8	2.8	4.5	2.9	
Not wrong at all	1.7	1.6	5.0	2.6	2.7	
N of Valid	177	183	181	156	697	
N of Miss	12	25	37	13	87	

Table 206: How wrong do your parents feel it would be for YOU to: pick a fight with someone?





Response	6	8	10	12	Total	
Very wrong	71.8	70.5	64.3	64.7	67.9	
Wrong	16.9	22.4	21.4	17.3	19.6	
A little bit wrong	6.2	6.0	9.3	14.1	8.7	
Not wrong at all	5.1	1.1	4.9	3.8	3.7	
N of Valid	177	183	182	156	698	
N of Miss	12	25	36	13	86	

Table 207: During the past 12 months, have you talked with at least one of your parents about the dangers of underage drinking and/or drinking and driving? By parents, we mean either your biological parents, adoptive parents, stepparents, or adult guardians - whether or not they live with you.



Response	6	8	10	12	Total	
No	42.8	57.1	61.8	55.6	54.3	
Yes	57.2	42.9	38.2	44.4	45.7	
N of Valid	173	175	173	153	674	
N of Miss	16	33	45	16	110	

Table 208: The rules in my family are clear.





Response	6	8	10	12	Total	
NO!	4.5	1.1	5.6	3.2	3.6	
no	11.2	7.4	10.7	8.2	9.4	
yes	24.2	37.5	39.9	35.4	34.2	
YES!	60.1	54.0	43.8	53.2	52.8	
N of Valid	178	176	178	158	690	
N of Miss	11	32	40	11	94	

Table 209: People in my family often insult or yell at each other.

Response	6	8	10	12	Total	
NO!	36.9	30.0	19.1	20.9	26.9	
no	29.5	37.8	50.0	43.0	40.0	
yes	20.5	20.0	21.9	25.9	22.0	
YES!	13.1	12.2	9.0	10.1	11.1	
N of Valid	176	180	178	158	692	
N of Miss	13	28	40	11	92	

Table 210: When I am not at home, one of my parents knows where I am and who I am with.

Response	6	8	10	12	Total	
NO!	6.9	3.3	4.0	5.1	4.8	
no	6.9	9.4	6.8	9.6	8.2	
yes	22.4	30.0	42.9	32.1	31.9	
YES!	63.8	57.2	46.3	53.2	55.2	
N of Valid	174	180	177	156	687	
N of Miss	15	28	41	13	97	

Table 211: We argue about the same things in my family over and over.

Response	6	8	10	12	Total	
NO!	41.5	34.3	18.5	15.9	27.9	
no	32.4	34.3	41.6	44.6	38.0	
yes	14.8	20.8	28.7	21.7	21.5	
YES!	11.4	10.7	11.2	17.8	12.6	
N of Valid	176	178	178	157	689	
N of Miss	13	30	40	12	95	



Table 212: If you drank some beer or wine or liquor (for example, vodka, whiskey, or gin) without your parents' permission, would you be caught by your parents?

Response	6	8	10	12	Total	
NO!	4.6	11.7	14.1	22.4	13.0	
no	6.9	21.1	35.0	36.5	24.6	
yes	17.3	19.4	24.9	20.5	20.6	
YES!	71.1	47.8	26.0	20.5	41.8	
N of Valid	173	180	177	156	686	
N of Miss	16	28	41	13	98	

Table 213: My family has clear rules about alcohol and drug use.

Response	6	8	10	12	Total	
NO!	4.0	4.5	5.6	7.6	5.4	
no	6.3	8.5	17.4	14.0	11.5	
yes	16.7	23.7	28.1	31.2	24.8	
YES!	73.0	63.3	48.9	47.1	58.3	
N of Valid	174	177	178	157	686	
N of Miss	15	31	40	12	98	

Table 214: If you carried a handgun without your parents' permission, would you be caught by your parents?

Response	6	8	10	12	Total	
NO!	5.1	7.3	9.0	11.5	8.2	
no	6.3	12.9	18.0	17.9	13.7	
yes	11.4	19.1	28.7	26.3	21.3	
YES!	77.1	60.7	44.4	44.2	56.9	
N of Valid	175	178	178	156	687	
N of Miss	14	30	40	13	97	

Table 215: If you skipped school would you be caught by your parents?





Response	6	8	10	12	Total	
NO!	5.1	7.3	9.0	14.6	8.9	
no	9.1	16.3	23.0	29.9	19.3	
yes	20.0	25.8	27.5	20.4	23.5	
YES!	65.7	50.6	40.4	35.0	48.3	
N of Valid	175	178	178	157	688	
N of Miss	14	30	40	12	96	

Table 216: My parents ask if I've gotten my homework done.





Response	6	8	10	12	Total	
NO!	6.2	5.6	9.0	11.5	8.0	
no	5.7	12.4	28.1	22.4	17.0	
yes	22.7	34.3	36.5	32.7	31.5	
YES!	65.3	47.8	26.4	33.3	43.5	
N of Valid	176	178	178	156	688	
N of Miss	13	30	40	13	96	

Table 217: People in my family have serious arguments.





Response	6	8	10	12	Total	
NO!	46.6	38.2	20.9	25.3	32.9	
no	27.8	35.4	45.2	48.1	38.9	
yes	13.1	15.2	18.6	17.1	16.0	
YES!	12.5	11.2	15.3	9.5	12.2	
N of Valid	176	178	177	158	689	
N of Miss	13	30	41	11	95	

Table 218: Would your parents know if you did not come home on time?

Response	6	8	10	12	Total	
NO!	6.2	7.8	3.9	8.9	6.7	
no	9.1	11.7	18.5	15.3	13.6	
yes	22.7	32.4	34.8	36.3	31.4	
YES!	61.9	48.0	42.7	39.5	48.3	
N of Valid	176	179	178	157	690	
N of Miss	13	29	40	12	94	

Table 219: Have any of your brothers or sisters ever: drunk beer, wine or hard liquor (for example, vodka, whiskey or gin)?

Response	6	8	10	12	Total	
No	72.9	65.5	45.8	39.2	56.3	
Yes	26.0	32.8	50.8	57.0	41.3	
I don't have any brothers or sisters	1.1	1.7	3.4	3.8	2.5	
N of Valid	177	174	177	158	686	
N of Miss	12	34	41	11	98	

Table 220: Have any of your brothers or sisters ever: smoked marijuana?

Response	6	8	10	12	Total	
No	88.7	85.1	67.8	67.5	77.6	
Yes	10.2	13.1	29.4	28.7	20.1	
I don't have any brothers or sisters	1.1	1.7	2.8	3.8	2.3	
N of Valid	177	175	177	157	686	
N of Miss	12	33	41	12	98	

Table 221: Have any of your brothers or sisters ever: smoked cigarettes?

Response	6	8	10	12	Total	
No	76.3	74.4	60.5	59.5	67.9	
Yes	22.6	23.3	36.7	36.7	29.7	
I don't have any brothers or sisters	1.1	2.3	2.8	3.8	2.5	
N of Valid	177	176	177	158	688	
N of Miss	12	32	41	11	96	

Table 222: Have any of your brothers or sisters ever: taken a handgun to school?




Response	6	8	10	12	Total	
No	97.7	96.6	94.4	94.3	95.8	
Yes	1.1	1.7	2.8	1.9	1.9	
I don't have any brothers or sisters	1.1	1.7	2.8	3.8	2.3	
N of Valid	176	176	177	158	687	
N of Miss	13	32	41	11	97	

Table 223: Have any of your brothers or sisters ever: been suspended or expelled from school?




Response	6	8	10	12	Total	
No	66.1	65.9	57.9	65.6	63.8	
Yes	32.2	31.8	38.8	30.6	33.4	
I don't have any brothers or sisters	1.7	2.3	3.4	3.8	2.8	
N of Valid	177	176	178	157	688	
N of Miss	12	32	40	12	96	

Table 224: Have you changed homes in the past year (the last 12 months)?



Response	6	8	10	12	Total	
No	72.2	70.8	82.2	77.6	75.7	
Yes	27.8	29.2	17.8	22.4	24.3	
N of Valid	176	178	180	156	690	
N of Miss	13	30	38	13	94	

Table 225: How many times have you changed homes since kindergarten?






Response	6	8	10	12	Total	
Never	40.8	31.6	31.3	25.2	32.4	
1 or 2 times	25.9	31.0	33.5	29.0	29.9	
3 or 4 times	19.0	20.7	15.1	27.1	20.2	
5 or 6 times	6.9	7.5	6.7	5.8	6.7	
7 or more times	7.5	9.2	13.4	12.9	10.7	
N of Valid	174	174	179	155	682	
N of Miss	15	34	39	14	102	

Table 226: Have you changed schools (including changing from elementary to middle and middle to high school) in the past year?



Response	6	8	10	12	Total	
No	80.2	69.2	68.5	81.2	74.6	
Yes	19.8	30.8	31.5	18.8	25.4	
N of Valid	172	172	178	154	676	
N of Miss	17	36	40	15	108	

Table 227: How many times have you changed schools since kindergarten (including changing from elementary to middle and middle to high school)?






Response	6	8	10	12	Total	
Never	39.6	29.0	32.2	28.7	32.4	
1 or 2 times	46.7	31.2	24.9	23.6	31.7	
3 or 4 times	8.3	31.2	27.7	29.3	24.2	
5 or 6 times	3.0	4.0	10.2	12.7	7.4	
7 or more times	2.4	4.5	5.1	5.7	4.4	
N of Valid	169	176	177	157	679	
N of Miss	20	32	41	12	105	

Table 228: Has anyone in your family ever had severe alcohol or drug problems?



Response	6	8	10	12	Total	
No	68.2	72.0	67.0	59.2	66.8	
Yes	31.8	28.0	33.0	40.8	33.2	
N of Valid	176	175	179	157	687	
N of Miss	13	33	39	12	97	

Table 229: About how many adults (over 21) have you known personally who in the past year have: used marijuana, crack, cocaine, or other drugs?






Response	6	8	10	12	Total	
0	69.7	66.7	51.4	45.2	58.5	
1	13.7	17.0	14.7	17.2	15.6	
2	5.1	5.3	10.7	13.4	8.5	
03/04/13	6.9	4.7	9.0	9.6	7.5	
5	4.6	6.4	14.1	14.6	9.9	
N of Valid	175	171	177	157	680	
N of Miss	14	37	41	12	104	

Table 230: About how many adults (over 21) have you known personally who in the past year have: sold or dealt drugs?






Response	6	8	10	12	Total	
0	80.7	79.8	67.0	60.4	72.3	
1	9.1	9.2	11.9	11.7	10.5	
2	2.8	4.6	6.2	6.5	5.0	
03/04/13	2.8	2.3	5.1	11.7	5.3	
5	4.5	4.0	9.7	9.7	6.9	
N of Valid	176	173	176	154	679	
N of Miss	13	35	42	15	105	

Table 231: About how many adults (over 21) have you known personally who in the past year have: done other things that could get them in trouble with the police, like stealing, selling stolen goods, mugging or assaulting others, etc.?






Response	6	8	10	12	Total	
0	73.9	76.3	59.3	61.5	67.9	
1	14.2	9.8	14.7	7.7	11.7	
2	6.8	5.2	5.6	10.3	6.9	
03/04/13	0.6	1.7	7.3	9.6	4.7	
5	4.5	6.9	13.0	10.9	8.8	
N of Valid	176	173	177	156	682	
N of Miss	13	35	41	13	102	

Table 232: About how many adults (over 21) have you known personally who in the past year have: gotten drunk or high?






Response	6	8	10	12	Total	
0	50.0	53.2	29.9	25.6	40.0	
1	21.6	18.7	15.8	14.7	17.8	
2	9.7	8.8	9.6	18.6	11.5	
03/04/13	6.2	5.3	11.9	9.0	8.1	
5	12.5	14.0	32.8	32.1	22.6	
N of Valid	176	171	177	156	680	
N of Miss	13	37	41	13	104	

Table 233: Have you seen or heard information about underage drinking in the past 12 months from the following sources? Radio



Response	6	8	10	12	Total	
No	69.5	63.8	63.4	56.0	63.3	
Yes	30.5	36.2	36.6	44.0	36.7	
N of Valid	174	174	183	159	690	
N of Miss	15	34	35	10	94	

Table 234: Have you seen or heard information about underage drinking in the past 12 months from the following sources? TV.



Response	6	8	10	12	Total	
No	30.5	38.1	38.3	29.4	34.2	
Yes	69.5	61.9	61.7	70.6	65.8	
N of Valid	174	176	183	160	693	
N of Miss	15	32	35	9	91	

Table 235: Have you seen or heard information about underage drinking in the past 12 months from the following sources? Print. This includes information on underage drinking you may have seen in the newspaper, on a billboard, in pamphlets, on stickers, etc.



Response	6	8	10	12	Total	
No	40.2	56.6	48.9	45.3	47.8	
Yes	59.8	43.4	51.1	54.7	52.2	
N of Valid	174	175	180	159	688	
N of Miss	15	33	38	10	96	

Table 236: Have you seen or heard information about underage drinking in the past 12 months from the following sources? Website or social media? (Facebook, Myspace, website, etc.)



Response	6	8	10	12	Total	
No	48.3	53.1	50.3	39.6	48.0	
Yes	51.7	46.9	49.7	60.4	52.0	
N of Valid	176	175	181	159	691	
N of Miss	13	33	37	10	93	

Table 237: The next questions ask about your opinions of the information you saw or heard. If you have seen or heard more than one ad, please think about your favorite ad when answering these questions. The information about underage drinking that I saw or heard was convincing.






Response	6	8	10	12	Total	
NO!	29.9	22.4	20.0	14.4	21.8	
no	4.0	18.2	21.1	24.4	16.8	
yes	17.8	20.6	26.7	30.6	23.8	
YES!	27.6	18.2	16.7	19.4	20.5	
I have not seen or heard any ads about underage drinking in the past 12 months.	20.7	20.6	15.6	11.2	17.1	
N of Valid	174	170	180	160	684	
N of Miss	15	38	38	9	100	

Table 238: The next questions ask about your opinions of the information you saw or heard. If you have seen or heard more than one ad, please think about your favorite ad when answering these questions. The information about underage drinking that I saw or heard grabbed my attention.






Response	6	8	10	12	Total	
NO!	22.5	20.8	16.8	13.1	18.4	
no	6.9	18.5	26.3	23.1	18.7	
yes	16.8	22.6	22.3	31.2	23.1	
YES!	36.4	19.0	17.9	19.4	23.2	
I have not seen or heard any ads about underage drinking in the past 12 months.	17.3	19.0	16.8	13.1	16.6	
N of Valid	173	168	179	160	680	
N of Miss	16	40	39	9	104	



Table 239: The next questions ask about your opinions of the information you saw or heard. If you have seen or heard more than one ad, please think about your favorite ad when answering these questions. The information about underage drinking that I saw or heard said something important to me.

Response	6	8	10	12	Total	
NO!	18.1	20.5	15.6	13.8	17.0	
no	7.6	18.7	24.6	25.0	18.9	
yes	16.4	20.5	22.3	29.4	22.0	
YES!	39.8	20.5	21.2	19.4	25.3	
I have not seen or heard any ads about underage drinking in the past 12 months.	18.1	19.9	16.2	12.5	16.7	
N of Valid	171	166	179	160	676	
N of Miss	18	42	39	9	108	

Table 240: The next questions ask about your opinions of the information you saw or heard. If you have seen or heard more than one ad, please think about your favorite ad when answering these questions. Seeing or hearing this information about underage drinking made me want to stop or decrease my drinking.

Response	6	8	10	12	Total	
NO!	21.6	21.3	21.2	15.1	19.8	
no	3.7	12.2	21.2	24.5	15.4	
yes	10.5	14.6	16.5	26.4	16.9	
YES!	23.5	24.4	14.7	18.2	20.2	
I have not seen or heard any ads about underage drinking in the past 12 months.	40.7	27.4	26.5	15.7	27.6	
N of Valid	162	164	170	159	655	
N of Miss	27	44	48	10	129	

Table 241: How honest were you in filling out this survey?

Response	6	8	10	12	Total	
I was very honest	85.8	76.3	74.3	82.0	79.5	
I was honest pretty much of the time	13.1	16.8	17.3	14.9	15.5	
I was honest some of the time	0.6	2.3	5.0	2.5	2.6	
I was honest once in a while	0.6	4.6	3.4	0.6	2.3	
I was not honest at all	0.0	0.0	0.0	0.0	0.0	
N of Valid	176	173	179	161	689	
N of Miss	13	35	39	8	95	