

# 2019 APNA

## Arkansas Prevention Needs Assessment Survey

**Greene County  
Tables**

Arkansas Department of Human Services,  
Division of Aging, Adults, and Behavioral  
Health Services  
And  
University of Arkansas at Little Rock  
MidSOUTH Center for Prevention and Training



# Contents

1	INTRODUCTION	11
2	PERCENTAGE TABLES	15

# List of Frequency Distribution Tables

1	Gender	16
2	Age	16
3	Are you Hispanic or Latino?	16
4	What is your race? Black or African American	17
5	What is your race? Asian	17
6	What is your race? American Indian	17
7	What is your race? Alaska Native	17
8	What is your race? White	18
9	What is your race? Native Hawaiian or Other Pacific Islander	18
10	What is your race? Other	18
11	What is the highest level of schooling completed by your mother or father?	19
12	Think of where you live most of the time. Which of the following people live there with you? Mother	19
13	Think of where you live most of the time. Which of the following people live there with you? Stepmother	19
14	Think of where you live most of the time. Which of the following people live there with you? Foster Mother	20
15	Think of where you live most of the time. Which of the following people live there with you? Grandmother	20
16	Think of where you live most of the time. Which of the following people live there with you? Aunt	20
17	Think of where you live most of the time. Which of the following people live there with you? Father	20
18	Think of where you live most of the time. Which of the following people live there with you? Stepfather	21
19	Think of where you live most of the time. Which of the following people live there with you? Foster Father	21
20	Think of where you live most of the time. Which of the following people live there with you? Grandfather	21
21	Think of where you live most of the time. Which of the following people live there with you? Uncle	21
22	Think of where you live most of the time. Which of the following people live there with you? Other Adults	22
23	Think of where you live most of the time. Which of the following people live there with you? Brother(s)	22
24	Think of where you live most of the time. Which of the following people live there with you? Stepbrother(s)	22
25	Think of where you live most of the time. Which of the following people live there with you? Sister(s)	22
26	Think of where you live most of the time. Which of the following people live there with you? Stepsister(s)	23

27	Think of where you live most of the time. Which of the following people live there with you? Other Children . . . . .	23
28	In my school, students have lots of chances to help decide things like class activities and rules. . . . .	23
29	Teachers ask me to work on special classroom projects. . . . .	23
30	My teacher(s) notices when I am doing a good job and lets me know about it. . . . .	24
31	There are lots of chances for students in my school to get involved in sports, clubs, and other school activities outside of class. . . . .	24
32	There are lots of chances for students in my school to talk with a teacher one-on-one. . . . .	24
33	I feel safe at my school. . . . .	25
34	The school lets my parents know when I have done something well. . . . .	25
35	My teachers praise me when I work hard in school. . . . .	25
36	Are your school grades better than the grades of most students in your class? . . . . .	26
37	I have lots of chances to be part of class discussions or activities. . . . .	26
38	Now thinking back over the past year in school, how often did you: enjoy being in school? . . . . .	26
39	Now thinking back over the past year in school, how often did you: hate being in school? . . . . .	27
40	Now thinking back over the past year in school, how often did you: try to do your best work in school? . . . . .	27
41	How often do you feel that the school work you are assigned is meaningful and important? . . . . .	27
42	Putting them all together, what were your grades like last year? . . . . .	28
43	How important do you think the things you are learning in school are going to be for your later life? . . . . .	28
44	During the LAST FOUR WEEKS how many whole days of school have you missed because you skipped or "cut"? . . . . .	28
45	What are the chances you would be seen as cool if you: smoked cigarettes? . . . . .	29
46	What are the chances you would be seen as cool if you: worked hard at school? . . . . .	29
47	What are the chances you would be seen as cool if you: began drinking alcoholic beverages regularly, that is, at least once or twice a month? . . . . .	29
48	What are the chances you would be seen as cool if you: defended someone who was being bullied? . . . . .	30
49	What are the chances you would be seen as cool if you: smoked marijuana? . . . . .	30
50	What are the chances you would be seen as cool if you: carried a handgun? . . . . .	30
51	What are the chances you would be seen as cool if you: used e-cigarettes, e-cigars or e-hookahs (vaping)? . . . . .	31

52	What are the chances you would be seen as cool if you: bullied someone or cyber bullied someone? . . . . .	31
53	Think of your four best friends (the friends you feel closest to). In the past year (12 months), how many of your best friends have: participated in clubs, organizations or activities at school? . . . . .	31
54	Think of your four best friends (the friends you feel closest to). In the past year (12 months), how many of your best friends have: smoked cigarettes? . . . . .	32
55	Think of your four best friends (the friends you feel closest to). In the past year (12 months), how many of your best friends have: tried beer, wine or hard liquor (for example, vodka, whiskey, or gin) when their parents didn't know about it? . . . . .	32
56	Think of your four best friends (the friends you feel closest to). In the past year (12 months), how many of your best friends have: used e-cigarettes, e-cigars, or e-hookahs? . . . . .	32
57	Think of your four best friends (the friends you feel closest to). In the past year (12 months), how many of your best friends have: used marijuana? . . . . .	33
58	Think of your four best friends (the friends you feel closest to). In the past year (12 months), how many of your best friends have: used prescription drugs or non-prescription drugs for the purpose of getting high? . . . . .	33
59	Think of your four best friends (the friends you feel closest to). In the past year (12 months), how many of your best friends have: used synthetic marijuana (K2, spice) or bath salts? . . . . .	33
60	Think of your four best friends (the friends you feel closest to). In the past year (12 months), how many of your best friends have: used LSD, cocaine, amphetamines, or other illegal drugs? . . . . .	34
61	Think of your four best friends (the friends you feel closest to). In the past year (12 months), how many of your best friends have: been bullied? . . . . .	34
62	Think of your four best friends (the friends you feel closest to). In the past year (12 months), how many of your best friends have: been suspended from school? . . . . .	34
63	Think of your four best friends (the friends you feel closest to). In the past year (12 months), how many of your best friends have: carried a handgun? . . . . .	35
64	Think of your four best friends (the friends you feel closest to). In the past year (12 months), how many of your best friends have: sold illegal drugs? . . . . .	35
65	Think of your four best friends (the friends you feel closest to). In the past year (12 months), how many of your best friends have: regularly attended religious services? . . . . .	35

66	Think of your four best friends (the friends you feel closest to). In the past year (12 months), how many of your best friends have: stolen or tried to steal a motor vehicle such as a car or motorcycle?	36
67	Think of your four best friends (the friends you feel closest to). In the past year (12 months), how many of your best friends have: been arrested?	36
68	Think of your four best friends (the friends you feel closest to). In the past year (12 months), how many of your best friends have: dropped out of school?	36
69	Think of your four best friends (the friends you feel closest to). In the past year (12 months), how many of your best friends have: been members of a gang?	37
70	How old were you when you first: smoked marijuana?	37
71	How old were you when you first: smoked a cigarette, even just a puff?	38
72	How old were you when you first: had more than a sip or two of beer, wine or hard liquor (for example, vodka, whiskey, or gin)?	38
73	How old were you when you first: began drinking alcoholic beverages regularly, that is, at least once or twice a month?	39
74	How old were you when you first: used Pegaramide (peg, Peggy)?	39
75	How old were you when you first: got suspended from school?	40
76	How old were you when you first: got arrested?	40
77	How old were you when you first: carried a handgun?	41
78	How old were you when you first: used e-cigarettes, e-cigars, or e-hookahs (vaping)?	41
79	How old were you when you first: belonged to a gang?	42
80	How old were you when you first: used prescription drugs not prescribed to you?	42
81	How wrong do you think it is for someone your age to: take a handgun to school?	43
82	How wrong do you think it is for someone your age to: steal anything?	43
83	How wrong do you think it is for someone your age to: pick a fight with someone?	43
84	How wrong do you think it is for someone your age to: attack someone with the idea of seriously hurting them?	44
85	How wrong do you think it is for someone your age to: stay away from school all day when their parents think they are at school?	44
86	How wrong do you think it is for someone your age to: drink beer, wine or hard liquor (for example, vodka, whiskey, or gin) regularly?	44
87	How wrong do you think it is for someone your age to: smoke cigarettes?	45
88	How wrong do you think it is for someone your age to: smoke marijuana?	45

89	How wrong do you think it is for someone your age to: use prescription drugs or non-prescription drugs for the purpose of getting high?	45
90	How wrong do you think it is for someone your age to: use synthetic marijuana (K2, spice) or bath salts?	46
91	How wrong do you think it is for someone your age to: use LSD, cocaine, amphetamines or another illegal drug?	46
92	How wrong do you think it is for someone your age to: use e-cigarettes, e-cigars or e-hookahs (vaping)?	46
93	At school during the past 12 months, did you receive help from the resource teacher, speech therapist or other special education teacher?	47
94	How many times in the past year (12 months) have you: been suspended from school?	47
95	How many times in the past year (12 months) have you: carried a handgun?	47
96	How many times in the past year (12 months) have you: sold illegal drugs?	48
97	How many times in the past year (12 months) have you: stolen or tried to steal a motor vehicle such as a car or motorcycle?	48
98	How many times in the past year (12 months) have you: participated in clubs, organizations or activities at school?	48
99	How many times in the past year (12 months) have you: been arrested?	49
100	How many times in the past year (12 months) have you: attacked someone with the idea of seriously hurting them?	49
101	How many times in the past year (12 months) have you: been drunk or high at school?	49
102	How many times in the past year (12 months) have you: taken a handgun to school?	50
103	How many times in the past year (12 months) have you: used e-cigarettes, e-cigars, or e-hookahs (vaping)?	50
104	Are you currently on probation, or assigned a probation officer with Juvenile Court?	50
105	Have you ever belonged to a gang?	51
106	If you have ever belonged to a gang, did that gang have a name?	51
107	You are at a party at someone's house, and one of your friends offers you a drink containing alcohol. What would you say or do?	51
108	How often do you attend religious services or activities?	52
109	I think sometimes it's okay to cheat at school.	52
110	It is important to think before you act.	52
111	Sometimes I think that life is not worth it.	53
112	At times I think I am no good at all.	53
113	All in all, I am inclined to think that I am a failure.	53
114	In the past year, have you felt depressed or sad MOST days, even if you felt okay sometimes?	54
115	It is all right to beat up people if they start the fight.	54



116	I think it is okay to take something without asking if you can get away with it. . . . .	54
117	Where do you get the most information about living a drug and alcohol free life? Parents/guardians . . . . .	55
118	Where do you get the most information about living a drug and alcohol free life? Friends . . . . .	55
119	Where do you get the most information about living a drug and alcohol free life? Family members . . . . .	55
120	Where do you get the most information about living a drug and alcohol free life? School . . . . .	56
121	Where do you get the most information about living a drug and alcohol free life? Internet . . . . .	56
122	Where do you get the most information about living a drug and alcohol free life? TV . . . . .	56
123	Where do you get the most information about living a drug and alcohol free life? Social media . . . . .	57
124	How much do you think people risk harming themselves (physically or in other ways) if they: smoked one or more packs of cigarettes per day? . . . . .	57
125	How much do you think people risk harming themselves (physically or in other ways) if they: try marijuana once or twice? . . . . .	57
126	How much do you think people risk harming themselves (physically or in other ways) if they: smoke marijuana once or twice a week? . . . . .	58
127	How much do you think people risk harming themselves (physically or in other ways) if they: take one or two drinks of an alcoholic beverage (beer, wine, liquor) nearly every day? . . . . .	58
128	How much do you think people risk harming themselves (physically or in other ways) if they: have five or more drinks of an alcoholic beverage once or twice a weekend? . . . . .	58
129	How much do you think people risk harming themselves (physically or in other ways) if they: use prescription drugs that are not prescribed to them? . . . . .	59
130	How much do you think people risk harming themselves (physically or in other ways) if they: use non-prescription drugs to get high? . . . . .	59
131	How much do you think people risk harming themselves (physically or in other ways) if they: use e-cigarettes, e-cigars, or e-hookahs? . . . . .	59
132	Have you ever used smokeless tobacco (chew, snuff, plug, dipping tobacco, or chewing tobacco)? . . . . .	60
133	How often have you used smokeless tobacco during the past 30 days? . . . . .	60
134	Have you ever smoked cigarettes? . . . . .	60
135	How frequently have you smoked cigarettes during the past 30 days? . . . . .	61
136	Which statement best describes rules about smoking inside your home or your family cars? . . . . .	61
137	Have you ever used e-cigarettes, e-cigars, or e-hookahs (vaping)? . . . . .	61

138	How frequently have you used e-cigarettes, e-cigars, or e-hookahs (vaping)? . . . . .	62
139	During this school year, were you taught in any of your classes about the dangers of tobacco use? . . . . .	62
140	During the past 12 months, have you participated in any community activities to discourage people your age from using cigarettes, chewing tobacco, snuff, dip or cigars, e-cigarettes, e-cigars, or e-hookahs? . . . . .	62
141	Think back over the last two weeks. How many times have you had five or more alcoholic drinks in a row? . . . . .	63
142	During the past 30 days, how many times did you ride in a car or other vehicle driven by someone who had been drinking alcohol or using drugs to get high? . . . . .	63
143	During the past 30 days, how many times did you drive a car or other vehicle when you had been drinking alcohol or using drugs to get high? . . . . .	63
144	If you drank alcohol (not just a sip or taste) in the past year, where did you usually drink it? . . . . .	64
145	How do you feel about someone your age having one or two drinks of an alcoholic beverage nearly every day? . . . . .	64
146	On how many occasions have you had alcoholic beverages (beer, wine or hard liquor) to drink in your lifetime - more than just a few sips? . . . . .	64
147	On how many occasions have you drunk one or more drinks of an alcoholic beverage during the past 30 days? . . . . .	65
148	On how many occasions have you used marijuana (grass, pot) or hashish (hash, hash oil) in your lifetime? . . . . .	65
149	On how many occasions have you used marijuana (grass, pot) or hashish (hash, hash oil) during the past 30 days? . . . . .	65
150	On how many occasions have you used LSD or other psychedelics in your lifetime? . . . . .	66
151	On how many occasions have you used LSD or other psychedelics during the past 30 days? . . . . .	66
152	On how many occasions have you used cocaine or crack in your lifetime? . . . . .	66
153	On how many occasions have you used cocaine or crack during the past 30 days? . . . . .	67
154	On how many occasions have you sniffed glue, breathed the contents of an aerosol spray can, or inhaled other gases or sprays, in order to get high in your lifetime? . . . . .	67
155	On how many occasions have you sniffed glue, breathed the contents of an aerosol spray can, or inhaled other gases or sprays, in order to get high during the past 30 days? . . . . .	67
156	On how many occasions have you used Pegaramide (peg, Peggy, etc.) in your lifetime? . . . . .	68

157	On how many occasions have you used Pegaramide (peg, Peggy, etc.) during the past 30 days? . . . . .	68
158	On how many occasions have you used synthetic marijuana (K2, spice) in your lifetime? . . . . .	68
159	On how many occasions have you used synthetic marijuana (K2, spice) during the past 30 days? . . . . .	69
160	On how many occasions have you used methamphetamines (meth, speed, crank, crystal meth) in your lifetime? . . . . .	69
161	On how many occasions have you used methamphetamines (meth, speed, crank, crystal meth) in the past 30 days? . . . . .	69
162	On how many occasions have you used other chemical products (bath salts, plant food, etc.) in your lifetime? . . . . .	70
163	On how many occasions have you used other chemical products (bath salts, plant food, etc.) during the past 30 days? . . . . .	70
164	On how many occasions have you used heroin or other opiates in your lifetime? . . . . .	70
165	On how many occasions have you used heroin or other opiates during the past 30 days? . . . . .	71
166	On how many occasions have you used MDMA ('X', 'E', or ecstasy) in your lifetime? . . . . .	71
167	On how many occasions have you used MDMA ('X', 'E', or ecstasy) during the past 30 days? . . . . .	71
168	On how many occasions have you taken prescription drugs (such as Valium, Xanax, Ritalin, Adderall, OxyContin, Tramadol, or sleeping pills) not prescribed to you in your lifetime? . . . . .	72
169	On how many occasions have you taken prescription drugs (such as Valium, Xanax, Ritalin, Adderall, OxyContin, Tramadol, or sleeping pills) not prescribed to you during the past 30 days? . . . . .	72
170	On how many occasions have you taken non-prescription medicines such as diet pills (for example, Dietac, Dexatrim or Prolamine), stay-awake pills (for example No-Doz, Vivarin, or Wake), or cough or cold medicines (robos, DXM, etc.) to get high in your lifetime? . . . . .	72
171	On how many occasions have you taken non-prescription medicines such as diet pills (for example, Dietac, Dexatrim or Prolamine), stay-awake pills (for example No-Doz, Vivarin, or Wake), or cough or cold medicines (robos, DXM, etc.) to get high during the past 30 days? . . . . .	73
172	On how many occasions have you been drunk or very high from drinking alcoholic beverages during the past 30 days? . . . . .	73
173	On how many occasions have you drunk flavored alcoholic beverages, sometimes called 'alcopops' (like Mike's Hard Lemonade, Smirnoff Ice, Bacardi Breezers, etc.) in your lifetime? . . . . .	73
174	On how many occasions have you drunk flavored alcoholic beverages, sometimes called 'alcopops' (like Mike's Hard Lemonade, Smirnoff Ice, Bacardi Breezers, etc.) during the past 30 days? . . . . .	74

175	If you smoked cigarettes (not just a puff or drag) in the past year, how did you usually get them? . . . . .	74
176	If you used e-cigarettes, e-cigars, or e-hookahs (not just a puff or drag) in the past year, how did you usually get them? - I did not use e-cigarettes, e-cigars, or e-hookahs in the past year . . . . .	75
177	If you used e-cigarettes, e-cigars, or e-hookahs (not just a puff or drag) in the past year, how did you usually get them? - I bought them in a store such as a convenience store, supermarket, discount store, or gas station . . . . .	75
178	If you used e-cigarettes, e-cigars, or e-hookahs (not just a puff or drag) in the past year, how did you usually get them? - I got them on the Internet . . . . .	75
179	If you used e-cigarettes, e-cigars, or e-hookahs (not just a puff or drag) in the past year, how did you usually get them? - I got them at a store that sells electronic cigarettes, such as a "vape shop" . . . . .	75
180	If you used e-cigarettes, e-cigars, or e-hookahs (not just a puff or drag) in the past year, how did you usually get them? - I got them from a family member . . . . .	76
181	If you used e-cigarettes, e-cigars, or e-hookahs (not just a puff or drag) in the past year, how did you usually get them? - I got them from a friend . . . . .	76
182	If you used e-cigarettes, e-cigars, or e-hookahs (not just a puff or drag) in the past year, how did you usually get them? - A stranger got them for me . . . . .	76
183	If you used e-cigarettes, e-cigars, or e-hookahs (not just a puff or drag) in the past year, how did you usually get them? - I took them from a store or shop . . . . .	76
184	If you used e-cigarettes, e-cigars, or e-hookahs (not just a puff or drag) in the past year, how did you usually get them? - I got them some other way . . . . .	77
185	If you used marijuana (grass, pot) (not just a puff or drag) in the past year, how did you usually get it? - I did not use marijuana (grass, pot) in the past year . . . . .	77
186	If you used marijuana (grass, pot) (not just a puff or drag) in the past year, how did you usually get it? - I bought it myself . . . . .	77
187	If you used marijuana (grass, pot) (not just a puff or drag) in the past year, how did you usually get it? - I got it from someone at school . . . . .	77
188	If you used marijuana (grass, pot) (not just a puff or drag) in the past year, how did you usually get it? - I got it from someone with a medical marijuana card . . . . .	78
189	If you used marijuana (grass, pot) (not just a puff or drag) in the past year, how did you usually get it? - I got it from my brother or sister . . . . .	78

190	If you used marijuana (grass, pot) (not just a puff or drag) in the past year, how did you usually get it? - I got it from another relative	78
191	If you used marijuana (grass, pot) (not just a puff or drag) in the past year, how did you usually get it? - Other	78
192	If you drank alcohol (not just a sip or taste) in the past year, how did you usually get it?	79
193	If you used prescription drugs or over the counter drugs without a doctor telling you to use it or for the purpose of getting high, where did you get these drugs? - Did not use	79
194	If you used prescription drugs or over the counter drugs without a doctor telling you to use it or for the purpose of getting high, where did you get these drugs? - Bought or took from store or shop	80
195	If you used prescription drugs or over the counter drugs without a doctor telling you to use it or for the purpose of getting high, where did you get these drugs? - Got from parents with permission	80
196	If you used prescription drugs or over the counter drugs without a doctor telling you to use it or for the purpose of getting high, where did you get these drugs? - Got from home without permission	80
197	If you used prescription drugs or over the counter drugs without a doctor telling you to use it or for the purpose of getting high, where did you get these drugs? - Got from relative with permission	80
198	If you used prescription drugs or over the counter drugs without a doctor telling you to use it or for the purpose of getting high, where did you get these drugs? - Got from relative without permission	81
199	If you used prescription drugs or over the counter drugs without a doctor telling you to use it or for the purpose of getting high, where did you get these drugs? - Got from friend's home with permission	81
200	If you used prescription drugs or over the counter drugs without a doctor telling you to use it or for the purpose of getting high, where did you get these drugs? - Got from friend's home without permission	81
201	If you used prescription drugs or over the counter drugs without a doctor telling you to use it or for the purpose of getting high, where did you get these drugs? - Got from friend at school	81
202	If you used prescription drugs or over the counter drugs without a doctor telling you to use it or for the purpose of getting high, where did you get these drugs? - Got from friend at party	82
203	If you used prescription drugs or over the counter drugs without a doctor telling you to use it or for the purpose of getting high, where did you get these drugs? - Got from friend, elsewhere	82
204	If you used prescription drugs or over the counter drugs without a doctor telling you to use it or for the purpose of getting high, where did you get these drugs? - Got from internet sale	82
205	During the last month, about how many marijuana cigarettes, or the equivalent, did you smoke a day, on the average?	83

206	How wrong do your friends feel it would be for YOU to: have one or two drinks of an alcoholic beverage nearly every day?	83
207	How wrong do your friends feel it would be for YOU to: smoke tobacco?	83
208	How wrong do your friends feel it would be for YOU to: smoke marijuana?	84
209	How wrong do your friends feel it would be for YOU to: use prescription drugs not prescribed to you?	84
210	How wrong would most adults (over 21) in your neighborhood think it is for kids your age: to use marijuana?	84
211	How wrong would most adults (over 21) in your neighborhood think it is for kids your age: to drink alcohol?	85
212	How wrong would most adults (over 21) in your neighborhood think it is for kids your age: to smoke cigarettes?	85
213	How much do each of the following statements describe your neighborhood? crime and/or drug selling	85
214	How much do each of the following statements describe your neighborhood? fights	86
215	How much do each of the following statements describe your neighborhood? lots of empty or abandoned buildings	86
216	How much do each of the following statements describe your neighborhood? lots of graffiti	86
217	I feel safe in my neighborhood.	87
218	If a kid smoked marijuana in your neighborhood would he or she be caught by the police?	87
219	If a kid drank some beer, wine or hard liquor (for example, vodka, whiskey, or gin) in your neighborhood would he or she be caught by the police?	87
220	If a kid carried a handgun in your neighborhood would he or she be caught by the police?	88
221	If you wanted to get some cigarettes, how easy would it be for you to get some?	88
222	If you wanted to get some beer, wine or hard liquor (for example, vodka, whiskey, or gin), how easy would it be for you to get some?	88
223	If you wanted to get a drug like cocaine, LSD, or amphetamines, how easy would it be for you to get some?	89
224	If you wanted to get a handgun, how easy would it be for you to get one?	89
225	If you wanted to get some marijuana, how easy would it be for you to get some?	89
226	If you wanted to get prescription drugs for the purpose of getting high, how easy would it be for you to get some?	90
227	If you wanted to get synthetic marijuana such as K2 or chemical products such as bath salts to get high, how easy would it be for you to get some?	90



228	If you wanted to get steroids to use or to enhance athletic performance, how easy would it be for you to get some? . . . . .	90
229	If you wanted to get e-cigarettes, e-cigars, or e-hookahs, how easy would it be for you to get some? . . . . .	91
230	During the past 12 months, have you participated in any alcohol prevention programs or seen any alcohol prevention messages in your school or community? Yes, a school-based program focused on preventing underage drinking and/or drinking and driving. . . . .	91
231	During the past 12 months, have you participated in any alcohol prevention programs or seen any alcohol prevention messages in your school or community? Yes, a community-based program focused on preventing underage drinking and/or drinking and driving (for example, through your church or temple or through youth groups like Boys and Girls Club or 4-H). . . . .	91
232	During the past 12 months, have you participated in any alcohol prevention programs or seen any alcohol prevention messages in your school or community? Yes, a media campaign addressing underage drinking and/or drinking and driving (for example, newspaper ads, posters, pamphlets, radio, TV). . . . .	92
233	During the past 12 months, have you participated in any alcohol prevention programs or seen any alcohol prevention messages in your school or community? No . . . . .	92
234	How wrong do your parents feel it would be for YOU to: have one or two drinks of an alcoholic beverage nearly every day? . . . . .	92
235	How wrong do your parents feel it would be for YOU to: smoke tobacco? . . . . .	92
236	How wrong do your parents feel it would be for YOU to: smoke marijuana? . . . . .	93
237	How wrong do your parents feel it would be for YOU to: use prescription drugs not prescribed to you? . . . . .	93
238	How wrong do your parents feel it would be for YOU to: steal something? . . . . .	93
239	How wrong do your parents feel it would be for YOU to: draw graffiti, write things, or draw pictures on buildings or other property (without the owner's permission)? . . . . .	94
240	How wrong do your parents feel it would be for YOU to: pick a fight with someone? . . . . .	94
241	During the past 12 months, have you talked with at least one of your parents about the dangers of underage drinking and/or drinking and driving? By parents, we mean either your biological parents, adoptive parents, stepparents, or adult guardians - whether or not they live with you. . . . .	94
242	The rules in my family are clear. . . . .	95
243	People in my family have serious arguments about the same things, and often insult or yell at each other. . . . .	95

244	When I am not at home, one of my parents knows where I am and who I am with. . . . .	95
245	My family has clear rules about alcohol and drug use. . . . .	96
246	If you skipped school would you be caught by your parents? . . . . .	96
247	My parents ask if I've gotten my homework done. . . . .	96
248	Would your parents know if you did not come home on time? . . . . .	97
249	Do you know how to properly dispose of leftover prescription drugs? . . . . .	97
250	Have any of your brothers or sisters ever: drunk beer, wine or hard liquor (for example, vodka, whiskey or gin)? . . . . .	97
251	Have any of your brothers or sisters ever: smoked marijuana? . . . . .	97
252	Have any of your brothers or sisters ever: smoked cigarettes? . . . . .	98
253	Have any of your brothers or sisters ever: taken a handgun to school? . . . . .	98
254	Have any of your brothers or sisters ever: been suspended or expelled from school? . . . . .	98
255	Have any of your brothers or sisters ever: used e-cigarettes, e-cigars or e-hookahs (vaping)? . . . . .	98
256	Have any of your brothers or sisters ever: used prescription drugs not prescribed to him/her? . . . . .	99
257	Have you changed homes in the past year (the last 12 months)? . . . . .	99
258	How many times have you changed homes since kindergarten? . . . . .	99
259	Have you changed schools (including changing from elementary to middle and middle to high school) in the past year? . . . . .	99
260	How many times have you changed schools since kindergarten (including changing from elementary to middle and middle to high school)? . . . . .	100
261	Has anyone in your family ever had severe alcohol or drug problems? . . . . .	100
262	About how many adults (over 21) have you known personally who in the past year have: used marijuana, crack, cocaine, or other drugs? . . . . .	100
263	About how many adults (over 21) have you known personally who in the past year have: sold or dealt drugs? . . . . .	101
264	About how many adults (over 21) have you known personally who in the past year have: done other things that could get them in trouble with the police, like stealing, selling stolen goods, mugging or assaulting others, etc.? . . . .	101
265	About how many adults (over 21) have you known personally who in the past year have: gotten drunk or high? . . . . .	101
266	How honest were you in filling out this survey? . . . . .	102

List of Figures

1	Grade Chart . . . . .	12
2	Gender Chart . . . . .	13
3	Age Chart . . . . .	14

# 1 INTRODUCTION

This report was generated from data collected on the *2019 Arkansas Prevention Needs Assessment Student Survey*. This report contains basic frequency tables of all data collected and graphs on the selected demographic variables of grade, gender and age.

Questions regarding the information found in this report can be directed to:

**International Survey Associates dba Pride Surveys**

Mr. Jay Gleaton

2140 Newmarket Parkway

Suite 116

Marietta, GA 30067

Telephone: (800) 279-6361

Fax: (770) 726-9327

Website: <http://www.pridesurveys.com>

# Grade Chart

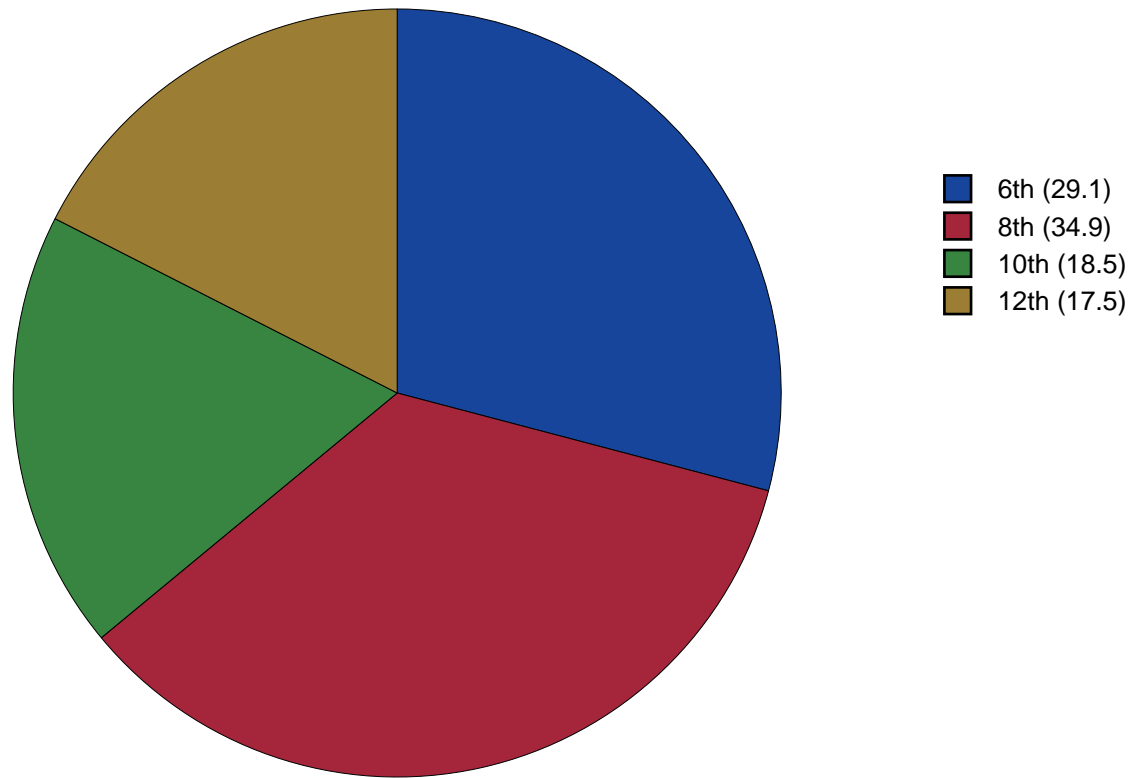


Figure 1: Grade Chart

## Gender Chart

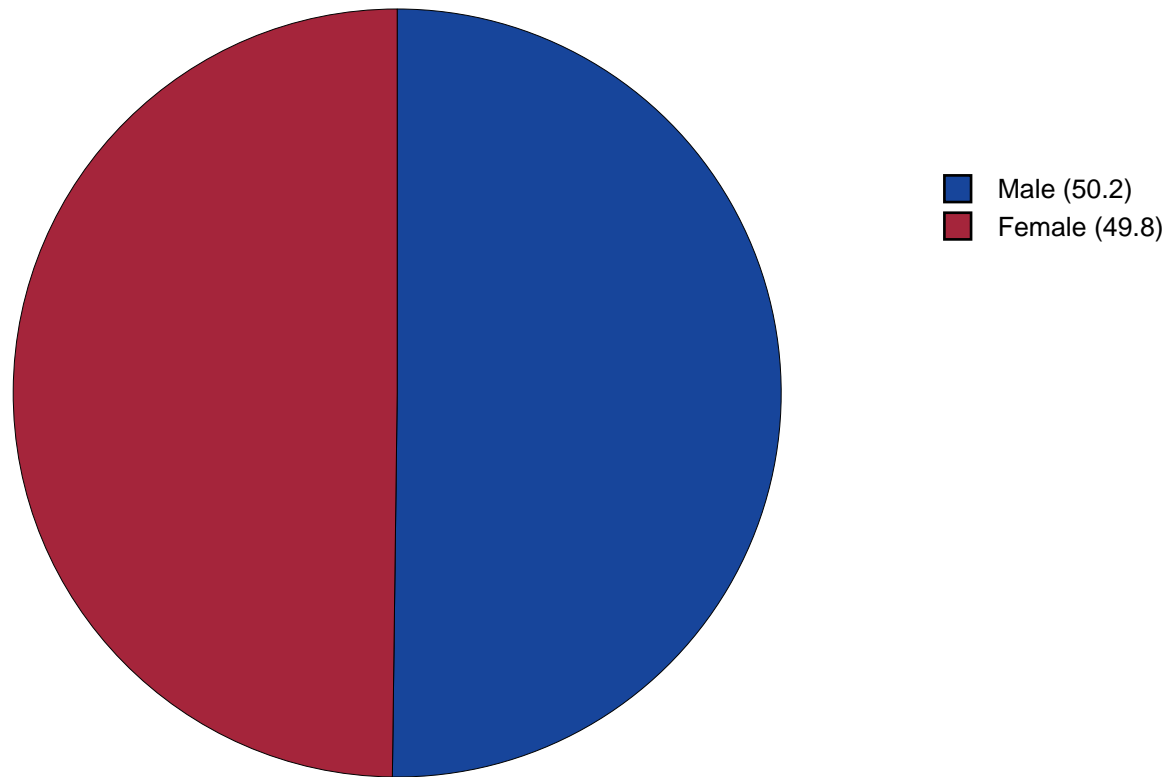


Figure 2: Gender Chart



# Age Chart

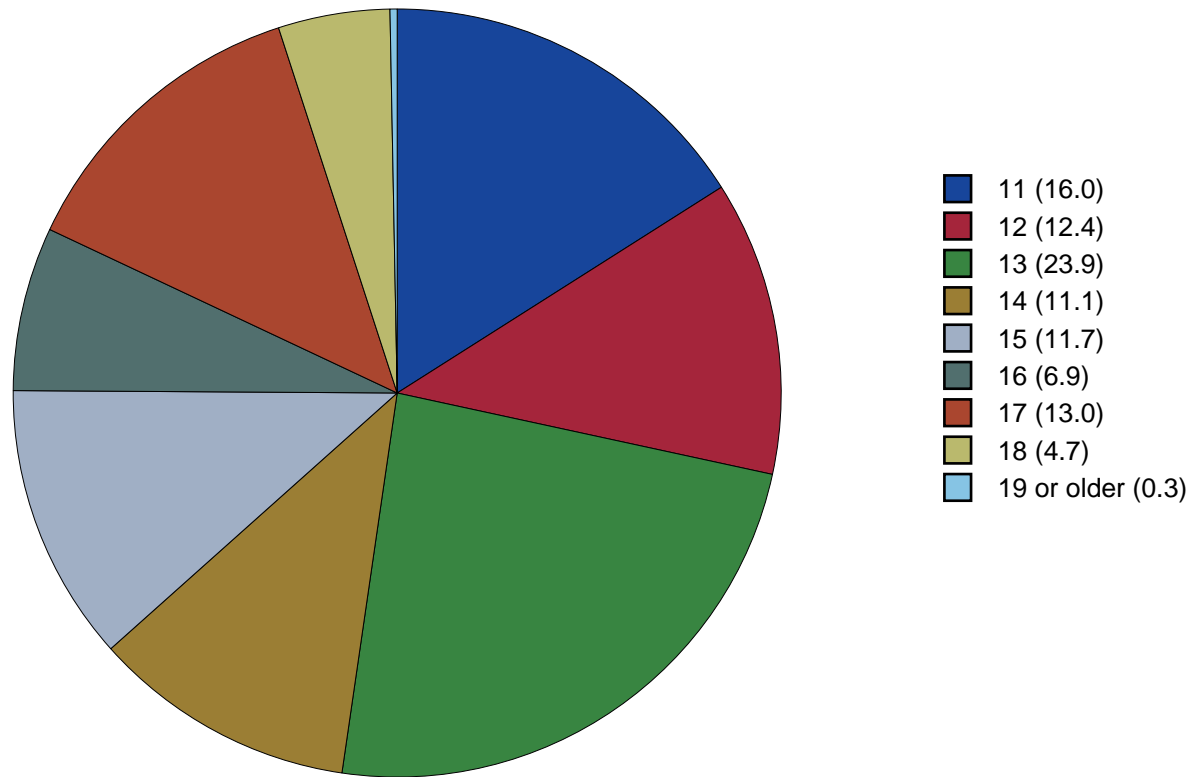


Figure 3: Age Chart

## 2 PERCENTAGE TABLES

The following tables contain frequency distribution detailing how your students responded to each question on the survey. The tables appear in the same order as the questions on the survey. The tables include breakdowns by grade level as well as overall percentages. The *N of Valid* row is a frequency count of the number of valid responses to each question for each grade and overall. The *N of Miss* row is a frequency count of the number of invalid (marked more than one response) or missing (i.e. did not respond) responses to each question for each grade and overall.

For the questions that allowed more than one response (i.e. race, live with, etc.) each response becomes a separate table. If a student did not mark the response, that was counted as a NO response, and if they did mark the response, that was counted as a YES response. Since a non response is a valid response for these questions, the *N of Miss* will always be zero for these questions.

Table 1: Gender



Response	6	8	10	12	Total	
Male	52.5	48.9	54.8	43.8	50.2	
Female	47.5	51.1	45.2	56.2	49.8	
N of Valid	339	407	210	194	1150	
N of Miss	2	2	7	11	22	

Table 2: Age










Response	6	8	10	12	Total	
10 or younger	0.0	0.0	0.0	0.0	0.0	
11	54.8	0.0	0.0	0.0	16.0	
12	42.5	0.0	0.0	0.0	12.4	
13	2.6	66.5	0.0	0.0	23.9	
14	0.0	31.5	0.5	0.0	11.1	
15	0.0	1.7	60.0	0.0	11.7	
16	0.0	0.2	37.2	0.0	6.9	
17	0.0	0.0	2.3	71.6	13.0	
18	0.0	0.0	0.0	27.0	4.7	
19 or older	0.0	0.0	0.0	1.5	0.3	
N of Valid	341	406	215	204	1166	
N of Miss	0	3	2	1	6	

Table 3: Are you Hispanic or Latino?



Response	6	8	10	12	Total	
No	91.6	91.5	88.7	94.0	91.4	
Yes	8.4	8.5	11.3	6.0	8.6	
N of Valid	322	398	212	201	1133	
N of Miss	19	11	5	4	39	

Table 4: What is your race? Black or African American



Response	6	8	10	12	Total	
No	92.6	94.6	94.9	97.1	94.5	
Yes	7.4	5.4	5.1	2.9	5.5	
N of Valid	336	405	217	204	1162	
N of Miss	0	0	0	0	0	

Table 5: What is your race? Asian



Response	6	8	10	12	Total	
No	99.7	99.5	99.1	97.5	99.1	
Yes	0.3	0.5	0.9	2.5	0.9	
N of Valid	336	405	217	204	1162	
N of Miss	0	0	0	0	0	

Table 6: What is your race? American Indian



Response	6	8	10	12	Total	
No	92.9	94.1	92.2	97.5	94.0	
Yes	7.1	5.9	7.8	2.5	6.0	
N of Valid	336	405	217	204	1162	
N of Miss	0	0	0	0	0	

Table 7: What is your race? Alaska Native



Response	6	8	10	12	Total	
No	99.7	99.5	99.1	100.0	99.6	
Yes	0.3	0.5	0.9	0.0	0.4	
N of Valid	336	405	217	204	1162	
N of Miss	0	0	0	0	0	

Table 8: What is your race? White



Response	6	8	10	12	Total	
No	17.9	12.6	10.1	7.4	12.7	
Yes	82.1	87.4	89.9	92.6	87.3	
N of Valid	336	405	217	204	1162	
N of Miss	0	0	0	0	0	

Table 9: What is your race? Native Hawaiian or Other Pacific Islander



Response	6	8	10	12	Total	
No	98.8	99.5	99.5	98.0	99.1	
Yes	1.2	0.5	0.5	2.0	0.9	
N of Valid	336	405	217	204	1162	
N of Miss	0	0	0	0	0	

Table 10: What is your race? Other



Response	6	8	10	12	Total	
No	89.0	89.6	91.2	97.5	91.1	
Yes	11.0	10.4	8.8	2.5	8.9	
N of Valid	336	405	217	204	1162	
N of Miss	0	0	0	0	0	



Table 11: What is the highest level of schooling completed by your mother or father?

Response	6	8	10	12	Total
Completed grade school or less	3.0	3.2	2.8	2.0	2.8
Some high school	3.9	4.4	14.0	13.2	7.6
Completed high school	10.4	14.8	13.5	18.0	13.9
Some college	12.8	14.3	15.8	15.6	14.4
Completed college	22.1	27.2	32.6	31.7	27.5
Graduate or professional school after college	6.9	7.7	8.8	15.1	9.0
Don't know	39.4	26.2	11.6	3.9	23.4
Does not apply	1.5	2.2	0.9	0.5	1.5
N of Valid	335	405	215	205	1160
N of Miss	6	4	2	0	12

Table 12: Think of where you live most of the time. Which of the following people live there with you? Mother

Response	6	8	10	12	Total
No	16.0	18.2	18.9	17.7	17.6
Yes	84.0	81.8	81.1	82.3	82.4
N of Valid	338	406	217	203	1164
N of Miss	0	0	0	0	0

Table 13: Think of where you live most of the time. Which of the following people live there with you? Stepmother

Response	6	8	10	12	Total
No	92.3	89.9	92.6	94.1	91.8
Yes	7.7	10.1	7.4	5.9	8.2
N of Valid	338	406	217	203	1164
N of Miss	0	0	0	0	0

Table 14: Think of where you live most of the time. Which of the following people live there with you? Foster Mother



Response	6	8	10	12	Total	
No	98.8	98.5	99.5	100.0	99.1	
Yes	1.2	1.5	0.5	0.0	0.9	
N of Valid	338	406	217	203	1164	
N of Miss	0	0	0	0	0	

Table 15: Think of where you live most of the time. Which of the following people live there with you? Grandmother



Response	6	8	10	12	Total	
No	83.4	87.2	91.2	94.1	88.1	
Yes	16.6	12.8	8.8	5.9	11.9	
N of Valid	338	406	217	203	1164	
N of Miss	0	0	0	0	0	

Table 16: Think of where you live most of the time. Which of the following people live there with you? Aunt



Response	6	8	10	12	Total	
No	93.5	98.0	95.9	97.5	96.2	
Yes	6.5	2.0	4.1	2.5	3.8	
N of Valid	338	406	217	203	1164	
N of Miss	0	0	0	0	0	

Table 17: Think of where you live most of the time. Which of the following people live there with you? Father



Response	6	8	10	12	Total	
No	44.1	41.1	42.4	40.4	42.1	
Yes	55.9	58.9	57.6	59.6	57.9	
N of Valid	338	406	217	203	1164	
N of Miss	0	0	0	0	0	

Table 18: Think of where you live most of the time. Which of the following people live there with you? Stepfather



Response	6	8	10	12	Total	
No	81.7	79.1	80.2	84.2	80.9	
Yes	18.3	20.9	19.8	15.8	19.1	
N of Valid	338	406	217	203	1164	
N of Miss	0	0	0	0	0	

Table 19: Think of where you live most of the time. Which of the following people live there with you? Foster Father



Response	6	8	10	12	Total	
No	99.7	99.0	99.5	100.0	99.5	
Yes	0.3	1.0	0.5	0.0	0.5	
N of Valid	338	406	217	203	1164	
N of Miss	0	0	0	0	0	

Table 20: Think of where you live most of the time. Which of the following people live there with you? Grandfather



Response	6	8	10	12	Total	
No	91.4	92.1	94.0	97.5	93.2	
Yes	8.6	7.9	6.0	2.5	6.8	
N of Valid	338	406	217	203	1164	
N of Miss	0	0	0	0	0	

Table 21: Think of where you live most of the time. Which of the following people live there with you? Uncle



Response	6	8	10	12	Total	
No	91.4	96.6	94.0	98.0	94.8	
Yes	8.6	3.4	6.0	2.0	5.2	
N of Valid	338	406	217	203	1164	
N of Miss	0	0	0	0	0	

Table 22: Think of where you live most of the time. Which of the following people live there with you? Other Adults

Response	6	8	10	12	Total	
No	97.0	97.3	99.5	97.0	97.6	
Yes	3.0	2.7	0.5	3.0	2.4	
N of Valid	338	406	217	203	1164	
N of Miss	0	0	0	0	0	

Table 23: Think of where you live most of the time. Which of the following people live there with you? Brother(s)

Response	6	8	10	12	Total	
No	47.9	49.5	61.8	63.5	53.8	
Yes	52.1	50.5	38.2	36.5	46.2	
N of Valid	338	406	217	203	1164	
N of Miss	0	0	0	0	0	

Table 24: Think of where you live most of the time. Which of the following people live there with you? Stepbrother(s)

Response	6	8	10	12	Total	
No	95.0	93.3	92.6	97.5	94.4	
Yes	5.0	6.7	7.4	2.5	5.6	
N of Valid	338	406	217	203	1164	
N of Miss	0	0	0	0	0	

Table 25: Think of where you live most of the time. Which of the following people live there with you? Sister(s)

Response	6	8	10	12	Total	
No	51.2	54.9	56.2	69.0	56.5	
Yes	48.8	45.1	43.8	31.0	43.5	
N of Valid	338	406	217	203	1164	
N of Miss	0	0	0	0	0	

Table 26: Think of where you live most of the time. Which of the following people live there with you? Stepsister(s)



Response	6	8	10	12	Total	
No	94.1	92.9	94.0	97.5	94.2	
Yes	5.9	7.1	6.0	2.5	5.8	
N of Valid	338	406	217	203	1164	
N of Miss	0	0	0	0	0	

Table 27: Think of where you live most of the time. Which of the following people live there with you? Other Children



Response	6	8	10	12	Total	
No	93.5	93.8	94.0	95.6	94.1	
Yes	6.5	6.2	6.0	4.4	5.9	
N of Valid	338	406	217	203	1164	
N of Miss	0	0	0	0	0	

Table 28: In my school, students have lots of chances to help decide things like class activities and rules.





Response	6	8	10	12	Total	
NO!	12.0	12.5	12.1	15.8	12.9	
no	48.8	39.0	35.0	33.0	40.1	
yes	33.8	42.5	41.6	40.9	39.5	
YES!	5.4	6.0	11.2	10.3	7.6	
N of Valid	334	400	214	203	1151	
N of Miss	7	9	3	2	21	

Table 29: Teachers ask me to work on special classroom projects.





Response	6	8	10	12	Total	
NO!	12.9	10.3	14.9	7.4	11.4	
no	38.6	44.0	44.2	40.4	41.8	
yes	40.7	38.7	38.1	45.3	40.3	
YES!	7.8	7.0	2.8	6.9	6.4	
N of Valid	334	398	215	203	1150	
N of Miss	7	11	2	2	22	



Table 30: My teacher(s) notices when I am doing a good job and lets me know about it.

Response	6	8	10	12	Total
NO!	4.5	6.2	6.2	11.4	6.6
no	20.6	26.4	35.9	26.2	26.4
yes	52.4	51.8	47.4	50.5	50.9
YES!	22.4	15.6	10.5	11.9	16.0
N of Valid	330	390	209	202	1131
N of Miss	11	19	8	3	41

Table 31: There are lots of chances for students in my school to get involved in sports, clubs, and other school activities outside of class.

Response	6	8	10	12	Total
NO!	0.9	1.8	2.3	3.5	1.9
no	7.2	5.3	7.0	4.5	6.0
yes	39.1	35.9	40.8	43.8	39.1
YES!	52.8	57.0	49.8	48.3	52.9
N of Valid	335	398	213	201	1147
N of Miss	6	11	4	4	25

Table 32: There are lots of chances for students in my school to talk with a teacher one-on-one.

Response	6	8	10	12	Total
NO!	1.2	4.5	6.1	6.0	4.1
no	11.9	21.3	20.2	15.6	17.3
yes	51.5	51.1	50.2	58.8	52.4
YES!	35.4	23.1	23.5	19.6	26.2
N of Valid	336	399	213	199	1147
N of Miss	5	10	4	6	25

Table 33: I feel safe at my school.

Response	6	8	10	12	Total	
NO!	1.2	6.6	6.2	4.6	4.6	
no	6.3	11.2	14.2	12.2	10.5	
yes	41.0	54.1	58.8	58.9	51.9	
YES!	51.5	28.1	20.9	24.4	33.0	
N of Valid	334	392	211	197	1134	
N of Miss	7	17	6	8	38	

Table 34: The school lets my parents know when I have done something well.

Response	6	8	10	12	Total	
NO!	7.7	16.4	29.2	24.9	17.7	
no	35.9	50.3	46.2	47.3	44.8	
yes	40.4	27.8	18.9	22.4	28.9	
YES!	16.0	5.6	5.7	5.5	8.6	
N of Valid	337	396	212	201	1146	
N of Miss	4	13	5	4	26	

Table 35: My teachers praise me when I work hard in school.

Response	6	8	10	12	Total	
NO!	11.7	14.4	15.7	17.4	14.4	
no	35.3	44.2	50.0	43.3	42.5	
yes	40.4	37.3	30.5	32.3	36.1	
YES!	12.6	4.1	3.8	7.0	7.1	
N of Valid	334	389	210	201	1134	
N of Miss	7	20	7	4	38	

Table 36: Are your school grades better than the grades of most students in your class?

Response	6	8	10	12	Total
NO!	9.4	5.9	7.5	3.0	6.7
no	43.2	32.8	35.2	20.5	34.1
yes	39.0	49.1	43.7	55.0	46.2
YES!	8.5	12.2	13.6	21.5	13.0
N of Valid	331	393	213	200	1137
N of Miss	10	16	4	5	35

Table 37: I have lots of chances to be part of class discussions or activities.

Response	6	8	10	12	Total
NO!	3.9	3.5	5.6	7.0	4.6
no	19.3	14.4	14.5	13.6	15.7
yes	47.8	62.6	62.1	62.8	58.2
YES!	29.1	19.4	17.8	16.6	21.5
N of Valid	337	396	214	199	1146
N of Miss	4	13	3	6	26

Table 38: Now thinking back over the past year in school, how often did you: enjoy being in school?

Response	6	8	10	12	Total
Never	6.0	11.3	9.4	8.4	8.9
Seldom	14.8	17.0	22.6	18.2	17.6
Sometimes	37.3	36.1	37.7	35.0	36.6
Often	23.5	23.6	24.1	27.6	24.3
Almost always	18.4	12.0	6.1	10.8	12.6
N of Valid	332	399	212	203	1146
N of Miss	9	10	5	2	26

Table 39: Now thinking back over the past year in school, how often did you: hate being in school?

Response	6	8	10	12	Total	
Never	10.3	4.6	2.4	4.5	5.8	
Seldom	28.7	23.5	24.1	19.9	24.5	
Sometimes	30.5	30.6	30.7	46.3	33.4	
Often	19.6	21.5	25.0	18.4	21.1	
Almost always	10.9	19.7	17.9	10.9	15.3	
N of Valid	331	395	212	201	1139	
N of Miss	10	14	5	4	33	

Table 40: Now thinking back over the past year in school, how often did you: try to do your best work in school?

Response	6	8	10	12	Total	
Never	0.9	0.3	1.9	2.5	1.1	
Seldom	0.9	2.0	1.9	3.0	1.8	
Sometimes	2.7	11.1	17.9	17.8	11.1	
Often	18.5	28.4	34.4	26.7	26.4	
Almost always	76.9	58.3	43.9	50.0	59.5	
N of Valid	329	398	212	202	1141	
N of Miss	12	11	5	3	31	

Table 41: How often do you feel that the school work you are assigned is meaningful and important?

Response	6	8	10	12	Total	
Never	6.3	6.5	12.7	10.5	8.3	
Seldom	12.6	22.3	23.5	26.5	20.4	
Sometimes	19.5	35.3	41.8	37.5	32.3	
Often	28.7	22.3	15.5	20.5	22.6	
Almost always	32.9	13.5	6.6	5.0	16.4	
N of Valid	334	399	213	200	1146	
N of Miss	7	10	4	5	26	

Table 42: Putting them all together, what were your grades like last year?






Response	6	8	10	12	Total	
Mostly F's	0.3	1.0	0.0	0.5	0.5	
Mostly D's	1.9	1.5	3.8	1.5	2.0	
Mostly C's	12.7	13.5	15.6	15.8	14.1	
Mostly B's	41.5	33.8	40.3	31.5	36.8	
Mostly A's	43.7	50.1	40.3	50.7	46.5	
N of Valid	323	393	211	203	1130	
N of Miss	18	16	6	2	42	

Table 43: How important do you think the things you are learning in school are going to be for your later life?






Response	6	8	10	12	Total	
Very important	43.0	19.8	10.8	10.4	23.3	
Quite important	23.7	20.1	17.5	17.4	20.2	
Fairly important	21.1	34.6	27.8	34.3	29.3	
Slightly important	10.1	20.3	35.4	23.9	20.7	
Not at all important	2.1	5.3	8.5	13.9	6.4	
N of Valid	337	399	212	201	1149	
N of Miss	4	10	5	4	23	

Table 44: During the LAST FOUR WEEKS how many whole days of school have you missed because you skipped or "cut"?








Response	6	8	10	12	Total	
None	56.2	56.6	67.9	62.7	59.6	
1	17.7	14.4	13.5	11.9	14.8	
2	9.0	12.9	6.0	8.0	9.6	
3	8.4	6.7	6.0	6.5	7.0	
4-5	6.9	6.2	4.2	8.0	6.3	
6-10	0.9	2.5	0.9	2.5	1.7	
11 or more	0.9	0.7	1.4	0.5	0.9	
N of Valid	333	403	215	201	1152	
N of Miss	8	6	2	4	20	



Table 45: What are the chances you would be seen as cool if you: smoked cigarettes?






Response	6	8	10	12	Total	
No or very little chance	89.5	71.3	67.9	60.5	74.1	
Little chance	6.6	14.6	16.3	18.0	13.2	
Some chance	2.4	8.2	7.9	13.0	7.3	
Pretty good chance	0.9	4.6	6.5	4.5	3.9	
Very good chance	0.6	1.3	1.4	4.0	1.6	
N of Valid	334	390	215	200	1139	
N of Miss	7	19	2	5	33	

Table 46: What are the chances you would be seen as cool if you: worked hard at school?






Response	6	8	10	12	Total	
No or very little chance	6.6	14.9	14.5	13.7	12.2	
Little chance	8.7	14.7	22.0	20.3	15.2	
Some chance	21.5	24.9	23.8	29.4	24.5	
Pretty good chance	28.4	24.4	23.8	19.3	24.6	
Very good chance	34.9	21.1	15.9	17.3	23.5	
N of Valid	335	389	214	197	1135	
N of Miss	6	20	3	8	37	

Table 47: What are the chances you would be seen as cool if you: began drinking alcoholic beverages regularly, that is, at least once or twice a month?






Response	6	8	10	12	Total	
No or very little chance	87.4	66.1	44.9	43.5	64.3	
Little chance	8.1	15.2	17.8	13.5	13.3	
Some chance	2.1	9.3	14.5	14.5	9.1	
Pretty good chance	1.2	6.9	15.0	18.0	8.7	
Very good chance	1.2	2.6	7.9	10.5	4.6	
N of Valid	333	389	214	200	1136	
N of Miss	8	20	3	5	36	

Table 48: What are the chances you would be seen as cool if you: defended someone who was being bullied?






Response	6	8	10	12	Total	
No or very little chance	7.7	11.3	12.1	11.6	10.4	
Little chance	7.1	16.7	15.8	11.1	12.7	
Some chance	15.2	21.5	23.3	28.6	21.2	
Pretty good chance	28.3	26.4	26.0	27.1	27.0	
Very good chance	41.7	24.1	22.8	21.6	28.6	
N of Valid	336	390	215	199	1140	
N of Miss	5	19	2	6	32	

Table 49: What are the chances you would be seen as cool if you: smoked marijuana?






Response	6	8	10	12	Total	
No or very little chance	89.0	66.5	46.0	41.0	64.8	
Little chance	5.4	10.7	14.9	15.0	10.7	
Some chance	2.4	7.7	12.6	16.0	8.5	
Pretty good chance	1.2	7.2	13.0	14.0	7.7	
Very good chance	2.1	7.9	13.5	14.0	8.3	
N of Valid	335	391	215	200	1141	
N of Miss	6	18	2	5	31	

Table 50: What are the chances you would be seen as cool if you: carried a handgun?






Response	6	8	10	12	Total	
No or very little chance	83.9	75.5	66.2	71.0	75.4	
Little chance	8.7	11.9	15.0	11.0	11.4	
Some chance	3.9	7.7	6.6	10.0	6.8	
Pretty good chance	1.5	2.3	5.6	4.5	3.1	
Very good chance	2.1	2.6	6.6	3.5	3.3	
N of Valid	335	388	213	200	1136	
N of Miss	6	21	4	5	36	

Table 51: What are the chances you would be seen as cool if you: used e-cigarettes, e-cigars or e-hookahs (vaping)?


Response	6	8	10	12	Total	
No or very little chance	79.8	55.0	45.1	42.2	58.2	
Little chance	8.0	13.1	9.8	10.1	10.4	
Some chance	5.0	6.9	12.1	13.6	8.5	
Pretty good chance	3.3	12.6	16.3	14.6	10.9	
Very good chance	3.9	12.3	16.7	19.6	11.9	
N of Valid	337	389	215	199	1140	
N of Miss	4	20	2	6	32	

Table 52: What are the chances you would be seen as cool if you: bullied someone or cyber bullied someone?


Response	6	8	10	12	Total	
No or very little chance	79.8	55.0	45.1	42.2	58.2	
Little chance	8.0	13.1	9.8	10.1	10.4	
Some chance	5.0	6.9	12.1	13.6	8.5	
Pretty good chance	3.3	12.6	16.3	14.6	10.9	
Very good chance	3.9	12.3	16.7	19.6	11.9	
N of Valid	337	389	215	199	1140	
N of Miss	4	20	2	6	32	

Table 53: Think of your four best friends (the friends you feel closest to). In the past year (12 months), how many of your best friends have: participated in clubs, organizations or activities at school?


Response	6	8	10	12	Total	
0	14.5	12.8	15.4	11.0	13.5	
1	13.2	14.1	10.3	12.0	12.7	
2	20.0	14.4	18.2	14.0	16.7	
3	18.8	18.8	16.8	11.0	17.0	
4	33.5	39.9	39.3	52.0	40.1	
N of Valid	325	383	214	200	1122	
N of Miss	16	26	3	5	50	

Table 54: Think of your four best friends (the friends you feel closest to). In the past year (12 months), how many of your best friends have: smoked cigarettes?






Response	6	8	10	12	Total	
0	95.5	83.0	69.4	57.9	79.8	
1	3.6	9.7	12.1	17.8	9.7	
2	0.3	4.2	11.7	12.7	5.9	
3	0.6	1.6	3.4	4.1	2.1	
4	0.0	1.6	3.4	7.6	2.5	
N of Valid	332	383	206	197	1118	
N of Miss	9	26	11	8	54	

Table 55: Think of your four best friends (the friends you feel closest to). In the past year (12 months), how many of your best friends have: tried beer, wine or hard liquor (for example, vodka, whiskey, or gin) when their parents didn't know about it?






Response	6	8	10	12	Total	
0	89.2	70.8	49.3	38.5	66.5	
1	6.9	13.3	12.8	14.5	11.5	
2	1.8	7.0	13.7	13.5	7.9	
3	0.6	5.2	7.1	6.5	4.4	
4	1.5	3.7	17.1	27.0	9.7	
N of Valid	333	383	211	200	1127	
N of Miss	8	26	6	5	45	

Table 56: Think of your four best friends (the friends you feel closest to). In the past year (12 months), how many of your best friends have: used e-cigarettes, e-cigars, or e-hookahs?






Response	6	8	10	12	Total	
0	86.8	65.2	46.7	40.7	63.8	
1	7.8	16.2	15.0	12.6	12.8	
2	2.7	7.6	11.7	10.6	7.4	
3	1.5	5.0	8.9	9.0	5.4	
4	1.2	6.0	17.8	27.1	10.5	
N of Valid	334	382	214	199	1129	
N of Miss	7	27	3	6	43	

Table 57: Think of your four best friends (the friends you feel closest to). In the past year (12 months), how many of your best friends have: used marijuana?






Response	6	8	10	12	Total	
0	96.7	80.7	60.4	52.3	76.6	
1	2.4	8.9	13.2	18.1	9.4	
2	0.3	3.9	10.4	9.5	5.1	
3	0.0	3.4	6.6	6.0	3.5	
4	0.6	3.1	9.4	14.1	5.5	
N of Valid	332	383	212	199	1126	
N of Miss	9	26	5	6	46	

Table 58: Think of your four best friends (the friends you feel closest to). In the past year (12 months), how many of your best friends have: used prescription drugs or non-prescription drugs for the purpose of getting high?






Response	6	8	10	12	Total	
0	98.5	88.3	82.6	79.5	88.7	
1	0.9	7.5	8.5	8.5	5.9	
2	0.0	1.6	3.8	8.5	2.7	
3	0.3	1.3	2.3	0.5	1.1	
4	0.3	1.3	2.8	3.0	1.6	
N of Valid	333	385	213	200	1131	
N of Miss	8	24	4	5	41	

Table 59: Think of your four best friends (the friends you feel closest to). In the past year (12 months), how many of your best friends have: used synthetic marijuana (K2, spice) or bath salts?






Response	6	8	10	12	Total	
0	98.2	95.9	88.3	91.0	94.2	
1	0.9	2.6	6.6	4.0	3.1	
2	0.3	0.8	1.9	2.5	1.2	
3	0.3	0.5	1.4	0.5	0.6	
4	0.3	0.3	1.9	2.0	0.9	
N of Valid	330	386	213	199	1128	
N of Miss	11	23	4	6	44	

Table 60: Think of your four best friends (the friends you feel closest to). In the past year (12 months), how many of your best friends have: used LSD, cocaine, amphetamines, or other illegal drugs?






Response	6	8	10	12	Total	
0	99.4	94.0	87.8	86.0	93.0	
1	0.3	4.4	4.7	7.0	3.7	
2	0.3	0.8	3.3	3.5	1.6	
3	0.0	0.3	2.8	1.0	0.8	
4	0.0	0.5	1.4	2.5	0.9	
N of Valid	333	385	213	200	1131	
N of Miss	8	24	4	5	41	

Table 61: Think of your four best friends (the friends you feel closest to). In the past year (12 months), how many of your best friends have: been bullied?






Response	6	8	10	12	Total	
0	39.7	40.8	53.8	74.1	48.8	
1	26.7	22.9	21.2	14.2	22.2	
2	14.8	18.7	11.3	6.1	14.0	
3	5.2	6.0	5.2	0.0	4.5	
4	13.6	11.7	8.5	5.6	10.6	
N of Valid	330	385	212	197	1124	
N of Miss	11	24	5	8	48	

Table 62: Think of your four best friends (the friends you feel closest to). In the past year (12 months), how many of your best friends have: been suspended from school?






Response	6	8	10	12	Total	
0	76.7	66.6	72.6	83.4	73.6	
1	14.2	16.6	10.4	10.1	13.6	
2	6.1	7.3	9.4	5.5	7.0	
3	1.5	5.4	4.7	0.0	3.2	
4	1.5	4.1	2.8	1.0	2.6	
N of Valid	330	386	212	199	1127	
N of Miss	11	23	5	6	45	

Table 63: Think of your four best friends (the friends you feel closest to). In the past year (12 months), how many of your best friends have: carried a handgun?






Response	6	8	10	12	Total	
0	96.7	93.5	92.0	92.0	93.9	
1	1.8	4.5	3.8	2.5	3.2	
2	0.9	1.0	1.9	2.5	1.4	
3	0.0	0.8	0.9	0.5	0.5	
4	0.6	0.3	1.4	2.5	1.0	
N of Valid	330	382	213	199	1124	
N of Miss	11	27	4	6	48	

Table 64: Think of your four best friends (the friends you feel closest to). In the past year (12 months), how many of your best friends have: sold illegal drugs?






Response	6	8	10	12	Total	
0	99.1	93.8	89.3	87.9	93.4	
1	0.6	4.4	5.1	6.1	3.7	
2	0.3	1.0	3.3	2.0	1.4	
3	0.0	0.3	1.4	2.0	0.7	
4	0.0	0.5	0.9	2.0	0.7	
N of Valid	330	385	214	198	1127	
N of Miss	11	24	3	7	45	

Table 65: Think of your four best friends (the friends you feel closest to). In the past year (12 months), how many of your best friends have: regularly attended religious services?






Response	6	8	10	12	Total	
0	43.5	28.5	31.6	26.1	33.0	
1	10.9	16.7	17.9	16.6	15.2	
2	11.8	17.8	21.7	15.6	16.4	
3	10.6	16.2	13.2	13.1	13.4	
4	23.3	20.9	15.6	28.6	22.0	
N of Valid	322	383	212	199	1116	
N of Miss	19	26	5	6	56	

Table 66: Think of your four best friends (the friends you feel closest to). In the past year (12 months), how many of your best friends have: stolen or tried to steal a motor vehicle such as a car or motorcycle?






Response	6	8	10	12	Total	
0	98.2	96.4	92.9	97.5	96.4	
1	1.2	2.3	4.7	1.0	2.2	
2	0.6	0.5	1.4	0.5	0.7	
3	0.0	0.0	0.5	0.0	0.1	
4	0.0	0.8	0.5	1.0	0.5	
N of Valid	331	384	212	199	1126	
N of Miss	10	25	5	6	46	

Table 67: Think of your four best friends (the friends you feel closest to). In the past year (12 months), how many of your best friends have: been arrested?






Response	6	8	10	12	Total	
0	96.1	87.2	87.3	92.5	90.8	
1	3.0	9.9	7.1	4.5	6.4	
2	0.6	1.8	4.7	2.5	2.1	
3	0.3	0.3	0.9	0.0	0.4	
4	0.0	0.8	0.0	0.5	0.4	
N of Valid	332	384	212	200	1128	
N of Miss	9	25	5	5	44	

Table 68: Think of your four best friends (the friends you feel closest to). In the past year (12 months), how many of your best friends have: dropped out of school?






Response	6	8	10	12	Total	
0	94.6	96.3	93.0	92.0	94.4	
1	3.9	2.9	5.1	6.5	4.3	
2	0.9	0.5	1.4	1.0	0.9	
3	0.3	0.3	0.0	0.0	0.2	
4	0.3	0.0	0.5	0.5	0.3	
N of Valid	332	382	214	199	1127	
N of Miss	9	27	3	6	45	



Table 69: Think of your four best friends (the friends you feel closest to). In the past year (12 months), how many of your best friends have: been members of a gang?






Response	6	8	10	12	Total	
0	94.3	91.4	88.7	97.0	92.7	
1	3.3	4.9	6.6	1.5	4.2	
2	1.8	1.8	1.9	0.5	1.6	
3	0.3	0.5	1.4	0.0	0.5	
4	0.3	1.3	1.4	1.0	1.0	
N of Valid	332	384	213	199	1128	
N of Miss	9	25	4	6	44	

Table 70: How old were you when you first: smoked marijuana?










Response	6	8	10	12	Total	
Never	98.2	93.9	77.1	70.1	87.9	
10 or younger	1.5	1.3	1.4	1.0	1.3	
11	0.3	0.0	1.9	0.0	0.4	
12	0.0	2.5	0.9	1.0	1.2	
13	0.0	2.0	4.7	2.0	1.9	
14	0.0	0.3	6.1	2.5	1.7	
15	0.0	0.0	7.5	7.1	2.6	
16	0.0	0.0	0.5	11.2	2.0	
17 or older	0.0	0.0	0.0	5.1	0.9	
N of Valid	334	393	214	197	1138	
N of Miss	7	16	3	8	34	

Table 71: How old were you when you first: smoked a cigarette, even just a puff?










Response	6	8	10	12	Total	
Never	93.4	87.4	74.6	69.2	83.5	
10 or younger	5.4	5.4	7.7	3.5	5.5	
11	1.2	2.1	3.3	0.5	1.8	
12	0.0	2.8	1.9	3.5	1.9	
13	0.0	1.8	2.9	2.5	1.6	
14	0.0	0.5	5.3	4.0	1.9	
15	0.0	0.0	4.3	4.0	1.5	
16	0.0	0.0	0.0	8.0	1.4	
17 or older	0.0	0.0	0.0	5.0	0.9	
N of Valid	332	388	209	201	1130	
N of Miss	9	21	8	4	42	

Table 72: How old were you when you first: had more than a sip or two of beer, wine or hard liquor (for example, vodka, whiskey, or gin)?










Response	6	8	10	12	Total	
Never	89.2	74.0	54.9	43.7	69.6	
10 or younger	8.1	7.1	8.5	3.0	6.9	
11	2.7	3.3	4.2	2.5	3.2	
12	0.0	5.3	4.2	3.0	3.2	
13	0.0	8.7	7.0	3.0	4.8	
14	0.0	1.5	8.5	10.6	4.0	
15	0.0	0.0	9.4	8.5	3.3	
16	0.0	0.0	3.3	14.1	3.1	
17 or older	0.0	0.0	0.0	11.6	2.0	
N of Valid	332	393	213	199	1137	
N of Miss	9	16	4	6	35	

Table 73: How old were you when you first: began drinking alcoholic beverages regularly, that is, at least once or twice a month?










Response	6	8	10	12	Total	
Never	99.4	94.1	79.9	76.5	89.9	
10 or younger	0.0	0.8	0.5	0.5	0.4	
11	0.6	1.0	0.5	0.5	0.7	
12	0.0	1.0	0.0	1.0	0.5	
13	0.0	2.3	2.8	1.0	1.5	
14	0.0	0.5	6.5	1.5	1.7	
15	0.0	0.0	7.9	3.5	2.1	
16	0.0	0.0	1.9	8.0	1.8	
17 or older	0.0	0.3	0.0	7.5	1.4	
N of Valid	334	393	214	200	1141	
N of Miss	7	16	3	5	31	

Table 74: How old were you when you first: used Pegaramide (peg, Peggy)?


Response	6	8	10	12	Total	
Never	100.0	100.0	100.0	100.0	100.0	
10 or younger	0.0	0.0	0.0	0.0	0.0	
11	0.0	0.0	0.0	0.0	0.0	
12	0.0	0.0	0.0	0.0	0.0	
13	0.0	0.0	0.0	0.0	0.0	
14	0.0	0.0	0.0	0.0	0.0	
15	0.0	0.0	0.0	0.0	0.0	
16	0.0	0.0	0.0	0.0	0.0	
17 or older	0.0	0.0	0.0	0.0	0.0	
N of Valid	330	388	213	199	1130	
N of Miss	11	21	4	6	42	

Table 75: How old were you when you first: got suspended from school?










Response	6	8	10	12	Total	
Never	88.3	84.7	79.4	88.4	85.4	
10 or younger	9.9	5.9	5.6	3.0	6.5	
11	1.5	2.0	1.9	0.5	1.6	
12	0.3	3.1	3.3	1.0	1.9	
13	0.0	3.8	2.3	1.5	2.0	
14	0.0	0.5	3.3	0.5	0.9	
15	0.0	0.0	3.3	1.0	0.8	
16	0.0	0.0	0.5	3.0	0.6	
17 or older	0.0	0.0	0.5	1.0	0.3	
N of Valid	333	393	214	198	1138	
N of Miss	8	16	3	7	34	

Table 76: How old were you when you first: got arrested?










Response	6	8	10	12	Total	
Never	98.5	98.0	93.9	97.5	97.3	
10 or younger	1.2	0.5	0.5	0.0	0.6	
11	0.3	0.3	0.9	0.0	0.4	
12	0.0	0.3	0.0	0.0	0.1	
13	0.0	1.0	0.5	0.5	0.5	
14	0.0	0.0	2.8	0.0	0.5	
15	0.0	0.0	1.4	0.0	0.3	
16	0.0	0.0	0.0	1.0	0.2	
17 or older	0.0	0.0	0.0	1.0	0.2	
N of Valid	333	392	214	201	1140	
N of Miss	8	17	3	4	32	

Table 77: How old were you when you first: carried a handgun?


Response	6	8	10	12	Total	
Never	95.5	96.2	93.9	93.4	95.1	
10 or younger	3.0	1.3	1.4	2.0	1.9	
11	1.5	1.5	0.9	0.5	1.2	
12	0.0	0.5	1.4	0.0	0.4	
13	0.0	0.5	0.9	0.5	0.4	
14	0.0	0.0	0.9	0.5	0.3	
15	0.0	0.0	0.5	1.0	0.3	
16	0.0	0.0	0.0	0.5	0.1	
17 or older	0.0	0.0	0.0	1.5	0.3	
N of Valid	333	392	212	198	1135	
N of Miss	8	17	5	7	37	

Table 78: How old were you when you first: used e-cigarettes, e-cigars, or e-hookahs (vaping)?


Response	6	8	10	12	Total	
Never	91.8	80.5	64.5	60.7	77.3	
10 or younger	2.7	1.5	0.9	1.5	1.8	
11	3.9	2.6	1.9	0.5	2.5	
12	1.5	4.6	1.9	1.5	2.6	
13	0.0	9.5	6.6	1.0	4.7	
14	0.0	1.3	11.8	7.0	3.9	
15	0.0	0.0	11.8	8.5	3.7	
16	0.0	0.0	0.5	11.9	2.2	
17 or older	0.0	0.0	0.0	7.5	1.3	
N of Valid	331	390	211	201	1133	
N of Miss	10	19	6	4	39	

Table 79: How old were you when you first: belonged to a gang?









Response	6	8	10	12	Total	
Never	98.2	97.7	97.2	98.5	97.9	
10 or younger	0.3	0.5	0.0	1.0	0.4	
11	1.5	0.0	0.0	0.0	0.4	
12	0.0	0.5	0.5	0.0	0.3	
13	0.0	1.0	0.5	0.0	0.4	
14	0.0	0.0	0.5	0.5	0.2	
15	0.0	0.0	1.4	0.0	0.3	
16	0.0	0.0	0.0	0.0	0.0	
17 or older	0.0	0.3	0.0	0.0	0.1	
N of Valid	333	392	212	200	1137	
N of Miss	8	17	5	5	35	

Table 80: How old were you when you first: used prescription drugs not prescribed to you?










Response	6	8	10	12	Total	
Never	98.8	95.4	93.4	92.0	95.4	
10 or younger	1.2	2.0	0.9	0.0	1.2	
11	0.0	1.0	0.5	0.0	0.4	
12	0.0	0.3	0.5	1.0	0.4	
13	0.0	1.0	2.8	0.5	1.0	
14	0.0	0.3	1.4	1.0	0.5	
15	0.0	0.0	0.5	1.0	0.3	
16	0.0	0.0	0.0	2.0	0.4	
17 or older	0.0	0.0	0.0	2.5	0.4	
N of Valid	330	392	213	200	1135	
N of Miss	11	17	4	5	37	

Table 81: How wrong do you think it is for someone your age to: take a handgun to school?





Response	6	8	10	12	Total	
Very wrong	94.9	88.6	88.8	94.0	91.4	
Wrong	4.5	8.6	7.9	2.5	6.2	
A little bit wrong	0.3	2.5	3.3	3.5	2.2	
Not at all wrong	0.3	0.3	0.0	0.0	0.2	
N of Valid	334	394	215	199	1142	
N of Miss	7	15	2	6	30	

Table 82: How wrong do you think it is for someone your age to: steal anything?





Response	6	8	10	12	Total	
Very wrong	70.2	61.0	65.6	81.2	68.0	
Wrong	24.4	31.9	26.9	14.7	25.8	
A little bit wrong	5.4	6.4	6.1	4.1	5.6	
Not at all wrong	0.0	0.8	1.4	0.0	0.5	
N of Valid	332	392	212	197	1133	
N of Miss	9	17	5	8	39	

Table 83: How wrong do you think it is for someone your age to: pick a fight with someone?





Response	6	8	10	12	Total	
Very wrong	50.8	35.0	38.3	56.6	44.0	
Wrong	37.1	35.3	36.0	28.8	34.8	
A little bit wrong	10.9	25.1	22.4	13.1	18.4	
Not at all wrong	1.2	4.6	3.3	1.5	2.8	
N of Valid	329	394	214	198	1135	
N of Miss	12	15	3	7	37	

Table 84: How wrong do you think it is for someone your age to: attack someone with the idea of seriously hurting them?





Response	6	8	10	12	Total	
Very wrong	87.4	77.3	74.3	84.0	80.9	
Wrong	10.2	16.6	17.3	12.5	14.1	
A little bit wrong	1.5	4.3	7.9	3.0	4.0	
Not at all wrong	0.9	1.8	0.5	0.5	1.1	
N of Valid	333	392	214	200	1139	
N of Miss	8	17	3	5	33	

Table 85: How wrong do you think it is for someone your age to: stay away from school all day when their parents think they are at school?





Response	6	8	10	12	Total	
Very wrong	73.7	56.7	44.4	53.5	58.8	
Wrong	20.1	27.0	35.0	23.5	25.9	
A little bit wrong	5.1	13.0	16.8	16.5	12.0	
Not at all wrong	1.2	3.3	3.7	6.5	3.3	
N of Valid	334	393	214	200	1141	
N of Miss	7	16	3	5	31	

Table 86: How wrong do you think it is for someone your age to: drink beer, wine or hard liquor (for example, vodka, whiskey, or gin) regularly?





Response	6	8	10	12	Total	
Very wrong	89.5	72.3	47.2	50.0	68.7	
Wrong	9.6	15.0	26.6	23.5	17.1	
A little bit wrong	0.6	9.9	18.7	19.0	10.4	
Not at all wrong	0.3	2.8	7.5	7.5	3.8	
N of Valid	334	394	214	200	1142	
N of Miss	7	15	3	5	30	



Table 87: How wrong do you think it is for someone your age to: smoke cigarettes?





Response	6	8	10	12	Total	
Very wrong	90.1	79.4	59.6	62.0	75.8	
Wrong	7.2	12.9	23.5	20.5	14.6	
A little bit wrong	2.1	6.3	13.1	13.5	7.6	
Not at all wrong	0.6	1.3	3.8	4.0	2.0	
N of Valid	333	394	213	200	1140	
N of Miss	8	15	4	5	32	

Table 88: How wrong do you think it is for someone your age to: smoke marijuana?





Response	6	8	10	12	Total	
Very wrong	93.9	77.4	54.2	56.0	74.1	
Wrong	3.9	11.4	23.8	16.0	12.4	
A little bit wrong	1.5	6.3	11.2	17.0	7.7	
Not at all wrong	0.6	4.8	10.7	11.0	5.8	
N of Valid	330	394	214	200	1138	
N of Miss	11	15	3	5	34	

Table 89: How wrong do you think it is for someone your age to: use prescription drugs or non-prescription drugs for the purpose of getting high?





Response	6	8	10	12	Total	
Very wrong	96.4	87.1	74.8	85.5	87.2	
Wrong	3.0	9.6	19.6	9.5	9.6	
A little bit wrong	0.3	2.5	4.2	3.5	2.4	
Not at all wrong	0.3	0.8	1.4	1.5	0.9	
N of Valid	332	394	214	200	1140	
N of Miss	9	15	3	5	32	

Table 90: How wrong do you think it is for someone your age to: use synthetic marijuana (K2, spice) or bath salts?

Response	6	8	10	12	Total	
Very wrong	95.5	89.3	80.0	86.0	88.8	
Wrong	3.9	7.4	14.4	10.5	8.3	
A little bit wrong	0.0	2.3	1.9	2.5	1.6	
Not at all wrong	0.6	1.0	3.7	1.0	1.4	
N of Valid	331	393	215	200	1139	
N of Miss	10	16	2	5	33	

Table 91: How wrong do you think it is for someone your age to: use LSD, cocaine, amphetamines or another illegal drug?

Response	6	8	10	12	Total	
Very wrong	97.9	93.1	85.5	88.5	92.3	
Wrong	1.8	5.1	11.7	6.5	5.6	
A little bit wrong	0.0	1.0	0.9	3.0	1.1	
Not at all wrong	0.3	0.8	1.9	2.0	1.1	
N of Valid	333	394	214	200	1141	
N of Miss	8	15	3	5	31	

Table 92: How wrong do you think it is for someone your age to: use e-cigarettes, e-cigars or e-hookahs (vaping)?

Response	6	8	10	12	Total	
Very wrong	85.0	67.7	50.0	49.5	66.2	
Wrong	10.8	16.0	19.2	19.0	15.6	
A little bit wrong	3.6	11.7	18.7	20.5	12.2	
Not at all wrong	0.6	4.6	12.1	11.0	6.0	
N of Valid	333	393	214	200	1140	
N of Miss	8	16	3	5	32	

Table 93: At school during the past 12 months, did you receive help from the resource teacher, speech therapist or other special education teacher?

Response	6	8	10	12	Total
No	0.0	0.0	0.0	0.0	0.0
Yes	0.0	0.0	0.0	0.0	0.0
N of Valid	0	0	0	0	0
N of Miss	0	0	0	0	0

Table 94: How many times in the past year (12 months) have you: been suspended from school?

Response	6	8	10	12	Total
Never	93.7	89.1	89.7	92.0	91.0
1 to 2 times	5.4	8.4	8.9	7.0	7.4
3 to 5 times	0.3	1.3	0.5	0.5	0.7
6 to 9 times	0.3	0.5	0.5	0.0	0.4
10+ times	0.3	0.8	0.5	0.5	0.5
N of Valid	332	394	214	199	1139
N of Miss	9	15	3	6	33

Table 95: How many times in the past year (12 months) have you: carried a handgun?

Response	6	8	10	12	Total
Never	96.4	95.9	94.8	96.0	95.9
1 to 2 times	2.7	2.3	2.8	1.0	2.3
3 to 5 times	0.3	1.0	0.9	1.5	0.9
6 to 9 times	0.0	0.0	0.9	0.0	0.2
10+ times	0.6	0.8	0.5	1.5	0.8
N of Valid	332	393	212	199	1136
N of Miss	9	16	5	6	36

Table 96: How many times in the past year (12 months) have you: sold illegal drugs?






Response	6	8	10	12	Total	
Never	100.0	99.0	94.8	95.5	97.9	
1 to 2 times	0.0	0.8	3.8	0.5	1.1	
3 to 5 times	0.0	0.3	0.0	0.0	0.1	
6 to 9 times	0.0	0.0	0.5	0.0	0.1	
10+ times	0.0	0.0	0.9	4.0	0.9	
N of Valid	333	393	213	199	1138	
N of Miss	8	16	4	6	34	

Table 97: How many times in the past year (12 months) have you: stolen or tried to steal a motor vehicle such as a car or motorcycle?





Response	6	8	10	12	Total	
Never	99.1	99.0	98.1	99.5	98.9	
1 to 2 times	0.6	0.8	0.9	0.0	0.6	
3 to 5 times	0.3	0.3	0.9	0.0	0.4	
6 to 9 times	0.0	0.0	0.0	0.0	0.0	
10+ times	0.0	0.0	0.0	0.5	0.1	
N of Valid	330	393	213	199	1135	
N of Miss	11	16	4	6	37	

Table 98: How many times in the past year (12 months) have you: participated in clubs, organizations or activities at school?






Response	6	8	10	12	Total	
Never	43.8	35.9	38.3	40.1	39.4	
1 to 2 times	28.0	22.6	16.4	12.2	21.2	
3 to 5 times	12.2	12.1	11.7	8.1	11.3	
6 to 9 times	5.5	4.9	5.1	5.6	5.2	
10+ times	10.6	24.6	28.5	34.0	22.9	
N of Valid	329	390	214	197	1130	
N of Miss	12	19	3	8	42	

Table 99: How many times in the past year (12 months) have you: been arrested?






Response	6	8	10	12	Total	
Never	98.8	97.5	95.8	98.5	97.7	
1 to 2 times	0.9	2.0	3.7	0.5	1.8	
3 to 5 times	0.0	0.3	0.5	0.5	0.3	
6 to 9 times	0.3	0.3	0.0	0.0	0.2	
10+ times	0.0	0.0	0.0	0.5	0.1	
N of Valid	332	393	214	199	1138	
N of Miss	9	16	3	6	34	

Table 100: How many times in the past year (12 months) have you: attacked someone with the idea of seriously hurting them?






Response	6	8	10	12	Total	
Never	96.1	93.6	93.0	98.0	95.0	
1 to 2 times	3.3	4.1	5.6	1.5	3.7	
3 to 5 times	0.3	0.8	0.0	0.0	0.4	
6 to 9 times	0.0	0.3	0.5	0.0	0.2	
10+ times	0.3	1.3	0.9	0.5	0.8	
N of Valid	333	392	214	199	1138	
N of Miss	8	17	3	6	34	

Table 101: How many times in the past year (12 months) have you: been drunk or high at school?






Response	6	8	10	12	Total	
Never	99.7	94.4	90.7	90.5	94.6	
1 to 2 times	0.3	3.6	4.2	2.5	2.5	
3 to 5 times	0.0	1.3	3.3	1.5	1.3	
6 to 9 times	0.0	0.3	0.0	1.5	0.4	
10+ times	0.0	0.5	1.9	4.0	1.2	
N of Valid	332	394	214	199	1139	
N of Miss	9	15	3	6	33	

Table 102: How many times in the past year (12 months) have you: taken a handgun to school?




Response	6	8	10	12	Total	
Never	100.0	100.0	99.5	99.5	99.8	
1 to 2 times	0.0	0.0	0.0	0.0	0.0	
3 to 5 times	0.0	0.0	0.5	0.0	0.1	
6 to 9 times	0.0	0.0	0.0	0.0	0.0	
10+ times	0.0	0.0	0.0	0.5	0.1	
N of Valid	331	394	214	199	1138	
N of Miss	10	15	3	6	34	

Table 103: How many times in the past year (12 months) have you: used e-cigarettes, e-cigars, or e-hookahs (vaping)?




Response	6	8	10	12	Total	
Never	100.0	100.0	99.5	99.5	99.8	
1 to 2 times	0.0	0.0	0.0	0.0	0.0	
3 to 5 times	0.0	0.0	0.5	0.0	0.1	
6 to 9 times	0.0	0.0	0.0	0.0	0.0	
10+ times	0.0	0.0	0.0	0.5	0.1	
N of Valid	331	394	214	199	1138	
N of Miss	10	15	3	6	34	

Table 104: Are you currently on probation, or assigned a probation officer with Juvenile Court?



Response	6	8	10	12	Total	
No	98.6	98.3	100.0	97.8	98.6	
Yes	1.4	1.7	0.0	2.2	1.4	
N of Valid	277	344	193	181	995	
N of Miss	64	65	24	24	177	

Table 105: Have you ever belonged to a gang?






Response	6	8	10	12	Total	
No	96.7	95.1	93.8	95.4	95.4	
No, but would like to	0.3	1.8	3.3	3.0	1.9	
Yes, in the past	2.4	2.1	1.4	1.0	1.9	
Yes, belong now	0.0	0.8	1.4	0.5	0.6	
Yes, but would like to get out	0.6	0.3	0.0	0.0	0.3	
N of Valid	333	390	210	197	1130	
N of Miss	8	19	7	8	42	

Table 106: If you have ever belonged to a gang, did that gang have a name?




Response	6	8	10	12	Total	
No	10.7	10.3	14.2	24.7	13.6	
Yes	2.4	3.1	3.8	2.1	2.8	
I have never belonged to a gang	86.9	86.6	82.1	73.2	83.5	
N of Valid	336	387	212	194	1129	
N of Miss	5	22	5	11	43	

Table 107: You are at a party at someone's house, and one of your friends offers you a drink containing alcohol. What would you say or do?





Response	6	8	10	12	Total	
Drink it	4.5	14.2	25.4	27.3	15.7	
Tell your friend, 'No thanks, I don't drink' and suggest that you and your friend go and do something else	38.1	41.6	40.4	36.4	39.4	
Just say, 'No thanks' and walk away	30.3	29.5	28.6	30.8	29.8	
Make up a good excuse, tell your friend you had something else to do, and leave	27.0	14.7	5.6	5.6	15.0	
N of Valid	333	387	213	198	1131	
N of Miss	8	22	4	7	41	

Table 108: How often do you attend religious services or activities?

Response	6	8	10	12	Total
Never	24.1	21.6	21.2	19.6	21.9
Rarely	24.4	22.7	22.6	21.6	23.0
1-2 Times a Month	11.0	10.2	14.2	11.1	11.3
About Once a Week or More	40.5	45.6	42.0	47.7	43.8
N of Valid	328	384	212	199	1123
N of Miss	13	25	5	6	49

Table 109: I think sometimes it's okay to cheat at school.

Response	6	8	10	12	Total
NO!	65.1	40.3	28.3	36.1	44.7
no	30.1	41.9	44.3	36.1	37.8
yes	4.5	16.5	23.1	21.6	15.0
YES!	0.3	1.3	4.2	6.2	2.4
N of Valid	335	382	212	194	1123
N of Miss	6	27	5	11	49

Table 110: It is important to think before you act.

Response	6	8	10	12	Total
NO!	2.4	2.6	1.9	2.6	2.4
no	2.7	4.5	5.2	1.0	3.5
yes	24.5	38.4	39.3	30.9	33.1
YES!	70.4	54.5	53.6	65.5	61.0
N of Valid	335	380	211	194	1120
N of Miss	6	29	6	11	52



Table 111: Sometimes I think that life is not worth it.





Response	6	8	10	12	Total	
NO!	60.7	38.5	38.6	40.9	45.5	
no	19.2	24.0	29.5	26.9	24.1	
yes	14.6	23.2	21.0	22.3	20.1	
YES!	5.5	14.2	11.0	9.8	10.3	
N of Valid	328	379	210	193	1110	
N of Miss	13	30	7	12	62	

Table 112: At times I think I am no good at all.





Response	6	8	10	12	Total	
NO!	41.1	26.5	25.5	26.9	30.7	
no	22.5	23.8	21.7	20.7	22.5	
yes	29.4	31.5	39.6	37.3	33.4	
YES!	6.9	18.3	13.2	15.0	13.4	
N of Valid	333	378	212	193	1116	
N of Miss	8	31	5	12	56	

Table 113: All in all, I am inclined to think that I am a failure.





Response	6	8	10	12	Total	
NO!	57.2	37.0	34.4	36.6	42.5	
no	25.4	30.4	34.0	39.2	31.1	
yes	13.5	19.3	18.9	14.9	16.7	
YES!	3.9	13.2	12.7	9.3	9.7	
N of Valid	334	378	212	194	1118	
N of Miss	7	31	5	11	54	

Table 114: In the past year, have you felt depressed or sad MOST days, even if you felt okay sometimes?





Response	6	8	10	12	Total	
NO!	35.4	29.6	28.6	30.9	31.4	
no	21.3	20.3	20.2	28.4	22.0	
yes	30.3	28.0	29.6	25.8	28.6	
YES!	12.9	22.2	21.6	14.9	18.1	
N of Valid	333	379	213	194	1119	
N of Miss	8	30	4	11	53	

Table 115: It is all right to beat up people if they start the fight.





Response	6	8	10	12	Total	
NO!	54.4	27.9	25.0	43.2	37.9	
no	23.9	25.8	26.4	22.4	24.8	
yes	13.9	28.2	27.8	15.1	21.6	
YES!	7.9	18.1	20.8	19.3	15.8	
N of Valid	331	376	212	192	1111	
N of Miss	10	33	5	13	61	

Table 116: I think it is okay to take something without asking if you can get away with it.





Response	6	8	10	12	Total	
NO!	82.9	66.7	60.7	73.7	71.6	
no	16.5	28.0	33.2	23.2	24.7	
yes	0.6	4.8	3.8	3.1	3.0	
YES!	0.0	0.5	2.4	0.0	0.6	
N of Valid	333	378	211	194	1116	
N of Miss	8	31	6	11	56	

Table 117: Where do you get the most information about living a drug and alcohol free life? Parents/guardians





Response	6	8	10	12	Total	
All the time	55.0	49.7	55.0	48.9	52.2	
Most	19.3	23.3	20.9	25.3	22.0	
Some	16.8	16.6	12.8	15.3	15.7	
Very little	8.9	10.4	11.4	10.5	10.2	
N of Valid	327	374	211	190	1102	
N of Miss	14	35	6	15	70	

Table 118: Where do you get the most information about living a drug and alcohol free life? Friends





Response	6	8	10	12	Total	
All the time	19.9	14.7	11.1	17.5	16.0	
Most	13.9	16.3	14.4	14.8	15.0	
Some	26.5	24.2	28.8	27.5	26.3	
Very little	39.7	44.8	45.7	40.2	42.7	
N of Valid	317	368	208	189	1082	
N of Miss	24	41	9	16	90	

Table 119: Where do you get the most information about living a drug and alcohol free life? Family members





Response	6	8	10	12	Total	
All the time	51.2	39.5	38.3	36.5	42.2	
Most	17.2	21.9	23.9	25.9	21.6	
Some	19.4	23.8	22.0	23.3	22.1	
Very little	12.2	14.9	15.8	14.3	14.2	
N of Valid	320	370	209	189	1088	
N of Miss	21	39	8	16	84	

Table 120: Where do you get the most information about living a drug and alcohol free life? School





Response	6	8	10	12	Total	
All the time	77.6	62.9	52.4	47.9	62.7	
Most	12.6	20.8	20.0	23.2	18.6	
Some	5.2	7.5	21.0	21.6	11.8	
Very little	4.6	8.8	6.7	7.4	6.9	
N of Valid	326	375	210	190	1101	
N of Miss	15	34	7	15	71	

Table 121: Where do you get the most information about living a drug and alcohol free life? Internet





Response	6	8	10	12	Total	
All the time	12.8	15.7	20.6	19.7	16.5	
Most	14.4	21.1	14.8	14.9	16.9	
Some	27.2	27.4	32.1	36.2	29.7	
Very little	45.7	35.8	32.5	29.3	36.9	
N of Valid	313	369	209	188	1079	
N of Miss	28	40	8	17	93	

Table 122: Where do you get the most information about living a drug and alcohol free life? TV





Response	6	8	10	12	Total	
All the time	17.9	19.3	16.2	16.5	17.8	
Most	15.4	17.9	15.2	15.4	16.2	
Some	28.6	27.7	31.4	31.4	29.3	
Very little	38.1	35.1	37.1	36.7	36.6	
N of Valid	318	368	210	188	1084	
N of Miss	23	41	7	17	88	

Table 123: Where do you get the most information about living a drug and alcohol free life? Social media

Response	6	8	10	12	Total
All the time	13.9	16.5	13.9	19.5	15.8
Most	9.4	13.2	13.0	13.2	12.0
Some	19.1	20.6	27.4	34.2	23.9
Very little	57.6	49.7	45.7	33.2	48.3
N of Valid	309	364	208	190	1071
N of Miss	32	45	9	15	101

Table 124: How much do you think people risk harming themselves (physically or in other ways) if they: smoked one or more packs of cigarettes per day?

Response	6	8	10	12	Total
No risk	10.9	8.4	7.1	9.8	9.1
Slight risk	7.3	7.1	7.1	8.2	7.3
Moderate risk	16.6	19.1	19.9	16.0	18.0
Great risk	65.3	65.4	65.9	66.0	65.6
N of Valid	331	382	211	194	1118
N of Miss	10	27	6	11	54

Table 125: How much do you think people risk harming themselves (physically or in other ways) if they: try marijuana once or twice?

Response	6	8	10	12	Total
No risk	13.8	20.5	28.4	45.3	24.3
Slight risk	20.5	28.7	33.2	24.5	26.4
Moderate risk	27.2	21.6	16.6	14.1	21.0
Great risk	38.5	29.2	21.8	16.1	28.3
N of Valid	327	380	211	192	1110
N of Miss	14	29	6	13	62

Table 126: How much do you think people risk harming themselves (physically or in other ways) if they: smoke marijuana once or twice a week?


Response	6	8	10	12	Total	
No risk	13.0	16.0	19.0	35.3	19.0	
Slight risk	5.9	13.3	22.4	16.3	13.4	
Moderate risk	21.6	25.3	29.5	20.0	24.1	
Great risk	59.6	45.3	29.0	28.4	43.5	
N of Valid	324	375	210	190	1099	
N of Miss	17	34	7	15	73	

Table 127: How much do you think people risk harming themselves (physically or in other ways) if they: take one or two drinks of an alcoholic beverage (beer, wine, liquor) nearly every day?


Response	6	8	10	12	Total	
No risk	11.2	12.3	9.0	17.6	12.3	
Slight risk	17.3	22.8	24.8	23.3	21.6	
Moderate risk	26.1	29.4	31.9	27.5	28.5	
Great risk	45.5	35.4	34.3	31.6	37.5	
N of Valid	330	381	210	193	1114	
N of Miss	11	28	7	12	58	

Table 128: How much do you think people risk harming themselves (physically or in other ways) if they: have five or more drinks of an alcoholic beverage once or twice a weekend?


Response	6	8	10	12	Total	
No risk	11.5	9.2	8.1	15.5	10.8	
Slight risk	7.9	10.5	16.6	14.4	11.6	
Moderate risk	23.9	28.2	33.6	32.0	28.6	
Great risk	56.7	52.1	41.7	38.1	49.1	
N of Valid	330	380	211	194	1115	
N of Miss	11	29	6	11	57	

Table 129: How much do you think people risk harming themselves (physically or in other ways) if they: use prescription drugs that are not prescribed to them?

Response	6	8	10	12	Total
No risk	11.0	7.1	3.3	8.8	7.8
Slight risk	2.7	5.5	10.0	6.7	5.7
Moderate risk	16.8	19.6	20.9	23.8	19.7
Great risk	69.5	67.8	65.9	60.6	66.7
N of Valid	328	382	211	193	1114
N of Miss	13	27	6	12	58

Table 130: How much do you think people risk harming themselves (physically or in other ways) if they: use non-prescription drugs to get high?

Response	6	8	10	12	Total
No risk	11.6	7.1	4.3	9.3	8.3
Slight risk	1.5	4.5	7.6	5.7	4.4
Moderate risk	12.2	16.0	16.1	18.6	15.3
Great risk	74.8	72.4	72.0	66.5	72.0
N of Valid	329	381	211	194	1115
N of Miss	12	28	6	11	57

Table 131: How much do you think people risk harming themselves (physically or in other ways) if they: use e-cigarettes, e-cigars, or e-hookahs?

Response	6	8	10	12	Total
No risk	10.9	11.0	14.7	18.0	12.9
Slight risk	11.2	21.0	22.7	25.3	19.2
Moderate risk	16.1	26.5	24.2	26.3	23.0
Great risk	61.7	41.5	38.4	30.4	44.9
N of Valid	329	381	211	194	1115
N of Miss	12	28	6	11	57

Table 132: Have you ever used smokeless tobacco (chew, snuff, plug, dipping tobacco, or chewing tobacco)?






Response	6	8	10	12	Total	
Never	95.4	94.7	87.3	88.0	92.3	
Once or Twice	4.6	4.8	6.8	5.2	5.2	
Once in a while but not regularly	0.0	0.5	2.0	1.6	0.8	
Regularly in the past	0.0	0.0	3.4	2.6	1.1	
Regularly now	0.0	0.0	0.5	2.6	0.5	
N of Valid	325	376	205	191	1097	
N of Miss	16	33	12	14	75	

Table 133: How often have you used smokeless tobacco during the past 30 days?







Response	6	8	10	12	Total	
Not at all	99.7	99.2	95.7	95.7	98.1	
Once or twice	0.3	0.3	3.8	1.1	1.1	
Once or twice per week	0.0	0.3	0.0	0.5	0.2	
Three to five times per week	0.0	0.3	0.0	0.0	0.1	
About once a day	0.0	0.0	0.5	0.5	0.2	
More than once a day	0.0	0.0	0.0	2.1	0.4	
N of Valid	322	372	208	188	1090	
N of Miss	19	37	9	17	82	

Table 134: Have you ever smoked cigarettes?






Response	6	8	10	12	Total	
Never	92.5	86.9	77.1	72.0	84.1	
Once or Twice	7.1	8.8	13.3	14.8	10.2	
Once in a while but not regularly	0.0	2.9	5.7	8.5	3.6	
Regularly in the past	0.3	0.8	2.4	3.2	1.4	
Regularly now	0.0	0.5	1.4	1.6	0.7	
N of Valid	322	375	210	189	1096	
N of Miss	19	34	7	16	76	



Table 135: How frequently have you smoked cigarettes during the past 30 days?






Response	6	8	10	12	Total	
Not at all	99.7	97.3	93.3	92.6	96.4	
Less than one cigarette per day	0.3	1.9	4.3	5.3	2.5	
One to five cigarettes per day	0.0	0.8	2.4	1.1	0.9	
About one-half pack per day	0.0	0.0	0.0	0.5	0.1	
About one pack per day	0.0	0.0	0.0	0.0	0.0	
About one and one-half packs per day	0.0	0.0	0.0	0.0	0.0	
Two packs or more per day	0.0	0.0	0.0	0.5	0.1	
N of Valid	325	374	209	188	1096	
N of Miss	16	35	8	17	76	

Table 136: Which statement best describes rules about smoking inside your home or your family cars?






Response	6	8	10	12	Total	
Smoking is not allowed anywhere inside your home or cars	58.8	62.0	66.2	73.4	63.9	
Smoking is allowed in some places and at some times or in some cars	10.2	12.0	9.5	8.3	10.4	
Smoking is allowed anywhere inside the home or cars	3.4	3.5	5.7	4.2	4.0	
There are no rules about smoking inside the home or cars	4.0	3.5	5.2	2.1	3.7	
I don't know	23.5	19.1	13.3	12.0	18.1	
N of Valid	323	376	210	192	1101	
N of Miss	18	33	7	13	71	

Table 137: Have you ever used e-cigarettes, e-cigars, or e-hookahs (vaping)?






Response	6	8	10	12	Total	
Never	90.0	76.4	58.7	55.5	73.4	
Once or Twice	7.5	11.1	11.1	11.5	10.1	
Once in a while but not regularly	0.9	5.7	9.6	8.4	5.5	
Regularly in the past	1.2	3.5	7.7	5.8	4.0	
Regularly now	0.3	3.3	13.0	18.8	7.0	
N of Valid	321	369	208	191	1089	
N of Miss	20	40	9	14	83	

Table 138: How frequently have you used e-cigarettes, e-cigars, or e-hookahs (vaping)?








Response	6	8	10	12	Total	
Not at all	98.1	88.9	72.3	67.0	84.6	
Less than 10 puffs per day	1.9	5.7	11.2	12.6	6.8	
10 to 50 puffs per day	0.0	4.3	10.2	9.4	5.1	
About one-half cartomiser per day	0.0	0.3	3.4	5.2	1.7	
About one cartomiser per day	0.0	0.3	1.9	5.2	1.4	
About one and one-half cartomisers per day	0.0	0.3	0.5	0.0	0.2	
Two cartomisers or more per day	0.0	0.3	0.5	0.5	0.3	
N of Valid	320	368	206	191	1085	
N of Miss	21	41	11	14	87	

Table 139: During this school year, were you taught in any of your classes about the dangers of tobacco use?






Response	6	8	10	12	Total	
Never	7.7	19.7	17.1	22.9	16.2	
Rarely	5.2	16.4	20.0	19.8	14.4	
Sometimes	20.1	23.7	30.7	32.8	25.5	
Often	28.4	25.1	21.5	12.5	23.2	
Almost always	38.6	15.1	10.7	12.0	20.7	
N of Valid	324	371	205	192	1092	
N of Miss	17	38	12	13	80	

Table 140: During the past 12 months, have you participated in any community activities to discourage people your age from using cigarettes, chewing tobacco, snuff, dip or cigars, e-cigarettes, e-cigars, or e-hookahs?






Response	6	8	10	12	Total	
Never	59.2	67.2	66.5	67.2	64.7	
Rarely	12.8	14.4	15.0	15.9	14.3	
Sometimes	11.5	11.7	10.2	9.5	11.0	
Often	10.6	4.3	5.8	4.2	6.5	
Almost always	5.9	2.4	2.4	3.2	3.6	
N of Valid	321	369	206	189	1085	
N of Miss	20	40	11	16	87	

Table 141: Think back over the last two weeks. How many times have you had five or more alcoholic drinks in a row?







Response	6	8	10	12	Total	
None	99.1	96.2	87.9	78.2	92.3	
Once	0.3	3.3	3.4	6.4	3.0	
Twice	0.0	0.0	3.4	5.9	1.7	
3-5 times	0.3	0.3	2.4	6.9	1.8	
6-9 times	0.3	0.3	1.0	0.5	0.5	
10 or more times	0.0	0.0	1.9	2.1	0.7	
N of Valid	321	366	207	188	1082	
N of Miss	20	43	10	17	90	

Table 142: During the past 30 days, how many times did you ride in a car or other vehicle driven by someone who had been drinking alcohol or using drugs to get high?






Response	6	8	10	12	Total	
0 times	91.0	92.9	85.1	88.4	90.1	
1 time	4.3	3.0	6.7	3.7	4.2	
2 or 3 times	3.1	2.2	4.3	4.8	3.3	
4 or 5 times	0.6	0.0	1.4	0.5	0.6	
6 or more times	0.9	1.9	2.4	2.6	1.8	
N of Valid	324	367	208	189	1088	
N of Miss	17	42	9	16	84	

Table 143: During the past 30 days, how many times did you drive a car or other vehicle when you had been drinking alcohol or using drugs to get high?







Response	6	8	10	12	Total	
I did not drive a car in the past 30 days	49.2	53.4	35.3	20.0	42.8	
0 times	50.5	45.5	59.9	73.2	54.6	
1 time	0.0	0.6	1.4	1.1	0.7	
2 or 3 times	0.0	0.3	1.9	1.6	0.7	
4 or 5 times	0.0	0.0	0.5	0.0	0.1	
6 or more times	0.3	0.3	1.0	4.2	1.1	
N of Valid	313	363	207	190	1073	
N of Miss	28	46	10	15	99	

Table 144: If you drank alcohol (not just a sip or taste) in the past year, where did you usually drink it?

Response	6	8	10	12	Total	
I did not drink alcohol in the past year	97.8	87.7	70.0	58.4	82.2	
At my home	0.9	4.9	9.7	7.6	5.1	
At someone else's home	1.3	6.0	18.4	29.7	11.1	
At an open area like a park, beach, field, back road, woods, or a street corner	0.0	0.3	0.5	2.7	0.7	
At a sporting event or concert	0.0	0.0	0.0	0.0	0.0	
At a restaurant, bar, or a nightclub	0.0	0.8	0.0	1.1	0.5	
At an empty building or a construction site	0.0	0.0	0.5	0.0	0.1	
At a hotel/motel	0.0	0.3	0.5	0.5	0.3	
An a car	0.0	0.0	0.0	0.0	0.0	
At school	0.0	0.0	0.5	0.0	0.1	
N of Valid	316	365	207	185	1073	
N of Miss	25	44	10	20	99	

Table 145: How do you feel about someone your age having one or two drinks of an alcoholic beverage nearly every day?

Response	6	8	10	12	Total	
Neither approve nor disapprove	15.0	24.9	37.3	30.9	25.4	
Somewhat disapprove	5.3	16.2	18.7	22.3	14.5	
Strongly disapprove	66.7	50.1	31.6	42.0	50.0	
Don't know or can't say	13.1	8.8	12.4	4.8	10.1	
N of Valid	321	365	209	188	1083	
N of Miss	20	44	8	17	89	

Table 146: On how many occasions have you had alcoholic beverages (beer, wine or hard liquor) to drink in your lifetime - more than just a few sips?

Response	6	8	10	12	Total	
0	92.0	82.5	61.4	53.5	76.3	
1-2	6.8	8.5	16.7	13.5	10.4	
3-5	0.3	4.6	4.3	9.7	4.2	
6-9	0.3	2.2	4.8	4.3	2.5	
10+	0.6	2.2	12.9	18.9	6.6	
N of Valid	323	366	210	185	1084	
N of Miss	18	43	7	20	88	

Table 147: On how many occasions have you drunk one of more drinks of an alcoholic beverage during the past 30 days?

Response	6	8	10	12	Total	
0	99.4	95.6	83.3	74.6	90.7	
1-2	0.3	2.7	10.0	10.3	4.7	
3-5	0.3	1.4	1.9	8.6	2.4	
6-9	0.0	0.0	1.0	2.2	0.6	
10+	0.0	0.3	3.8	4.3	1.6	
N of Valid	321	365	209	185	1080	
N of Miss	20	44	8	20	92	

Table 148: On how many occasions have you used marijuana (grass, pot) or hashish (hash, hash oil) in your lifetime?

Response	6	8	10	12	Total	
0	98.8	93.7	75.7	72.7	88.1	
1-2	0.6	3.3	8.6	6.6	4.1	
3-5	0.0	1.1	3.3	3.8	1.7	
6-9	0.0	0.5	2.4	2.7	1.1	
10+	0.6	1.4	10.0	14.2	5.0	
N of Valid	320	365	210	183	1078	
N of Miss	21	44	7	22	94	

Table 149: On how many occasions have you used marijuana (grass, pot) or hashish (hash, hash oil) during the past 30 days?

Response	6	8	10	12	Total	
0	100.0	97.5	90.5	85.3	94.8	
1-2	0.0	1.1	3.8	4.3	1.9	
3-5	0.0	0.8	1.0	2.7	0.9	
6-9	0.0	0.0	1.9	1.6	0.6	
10+	0.0	0.5	2.9	6.0	1.8	
N of Valid	321	366	210	184	1081	
N of Miss	20	43	7	21	91	

Table 150: On how many occasions have you used LSD or other psychedelics in your lifetime?

Response	6	8	10	12	Total	
0	100.0	99.2	98.6	95.1	98.6	
1-2	0.0	0.8	1.0	4.3	1.2	
3-5	0.0	0.0	0.0	0.5	0.1	
6-9	0.0	0.0	0.0	0.0	0.0	
10+	0.0	0.0	0.5	0.0	0.1	
N of Valid	317	365	208	185	1075	
N of Miss	24	44	9	20	97	

Table 151: On how many occasions have you used LSD or other psychedelics during the past 30 days?

Response	6	8	10	12	Total	
0	100.0	99.7	99.0	98.9	99.5	
1-2	0.0	0.3	0.0	1.1	0.3	
3-5	0.0	0.0	0.5	0.0	0.1	
6-9	0.0	0.0	0.0	0.0	0.0	
10+	0.0	0.0	0.5	0.0	0.1	
N of Valid	317	364	209	185	1075	
N of Miss	24	45	8	20	97	

Table 152: On how many occasions have you used cocaine or crack in your lifetime?

Response	6	8	10	12	Total	
0	100.0	98.9	99.5	97.3	99.1	
1-2	0.0	0.5	0.0	1.6	0.5	
3-5	0.0	0.0	0.5	1.1	0.3	
6-9	0.0	0.3	0.0	0.0	0.1	
10+	0.0	0.3	0.0	0.0	0.1	
N of Valid	321	366	209	185	1081	
N of Miss	20	43	8	20	91	

Table 153: On how many occasions have you used cocaine or crack during the past 30 days?


Response	6	8	10	12	Total	
0	100.0	99.2	100.0	98.9	99.5	
1-2	0.0	0.3	0.0	0.5	0.2	
3-5	0.0	0.3	0.0	0.5	0.2	
6-9	0.0	0.0	0.0	0.0	0.0	
10+	0.0	0.3	0.0	0.0	0.1	
N of Valid	319	365	209	186	1079	
N of Miss	22	44	8	19	93	

Table 154: On how many occasions have you sniffed glue, breathed the contents of an aerosol spray can, or inhaled other gases or sprays, in order to get high in your lifetime?


Response	6	8	10	12	Total	
0	97.5	92.3	94.7	95.1	94.8	
1-2	0.6	4.4	2.4	3.2	2.7	
3-5	0.3	2.2	1.4	0.5	1.2	
6-9	0.6	0.0	0.0	0.0	0.2	
10+	0.9	1.1	1.4	1.1	1.1	
N of Valid	322	366	209	185	1082	
N of Miss	19	43	8	20	90	

Table 155: On how many occasions have you sniffed glue, breathed the contents of an aerosol spray can, or inhaled other gases or sprays, in order to get high during the past 30 days?


Response	6	8	10	12	Total	
0	98.8	97.5	98.6	99.5	98.4	
1-2	0.9	1.9	1.0	0.0	1.1	
3-5	0.0	0.0	0.5	0.5	0.2	
6-9	0.3	0.5	0.0	0.0	0.3	
10+	0.0	0.0	0.0	0.0	0.0	
N of Valid	320	366	209	185	1080	
N of Miss	21	43	8	20	92	

Table 156: On how many occasions have you used Pegaramide (peg, Peggy, etc.) in your lifetime?

Response	6	8	10	12	Total	
0	100.0	100.0	100.0	100.0	100.0	
1-2	0.0	0.0	0.0	0.0	0.0	
3-5	0.0	0.0	0.0	0.0	0.0	
6-9	0.0	0.0	0.0	0.0	0.0	
10+	0.0	0.0	0.0	0.0	0.0	
N of Valid	317	365	209	183	1074	
N of Miss	24	44	8	22	98	

Table 157: On how many occasions have you used Pegaramide (peg, Peggy, etc.) during the past 30 days?

Response	6	8	10	12	Total	
0	100.0	100.0	100.0	100.0	100.0	
1-2	0.0	0.0	0.0	0.0	0.0	
3-5	0.0	0.0	0.0	0.0	0.0	
6-9	0.0	0.0	0.0	0.0	0.0	
10+	0.0	0.0	0.0	0.0	0.0	
N of Valid	316	366	209	183	1074	
N of Miss	25	43	8	22	98	

Table 158: On how many occasions have you used synthetic marijuana (K2, spice) in your lifetime?

Response	6	8	10	12	Total	
0	99.4	98.6	95.7	94.6	97.6	
1-2	0.3	1.1	1.9	1.6	1.1	
3-5	0.3	0.0	1.4	1.1	0.6	
6-9	0.0	0.0	0.0	0.5	0.1	
10+	0.0	0.3	1.0	2.2	0.6	
N of Valid	318	366	210	185	1079	
N of Miss	23	43	7	20	93	



Table 159: On how many occasions have you used synthetic marijuana (K2, spice) during the past 30 days?





Response	6	8	10	12	Total	
0	100.0	99.5	99.0	98.4	99.3	
1-2	0.0	0.5	0.0	1.1	0.4	
3-5	0.0	0.0	0.5	0.0	0.1	
6-9	0.0	0.0	0.0	0.0	0.0	
10+	0.0	0.0	0.5	0.5	0.2	
N of Valid	317	365	209	184	1075	
N of Miss	24	44	8	21	97	

Table 160: On how many occasions have you used methamphetamines (meth, speed, crank, crystal meth) in your lifetime?






Response	6	8	10	12	Total	
0	100.0	99.7	99.0	98.9	99.5	
1-2	0.0	0.0	0.5	0.5	0.2	
3-5	0.0	0.0	0.5	0.0	0.1	
6-9	0.0	0.3	0.0	0.0	0.1	
10+	0.0	0.0	0.0	0.5	0.1	
N of Valid	319	366	210	184	1079	
N of Miss	22	43	7	21	93	

Table 161: On how many occasions have you used methamphetamines (meth, speed, crank, crystal meth) in the past 30 days?






Response	6	8	10	12	Total	
0	100.0	99.7	99.5	98.9	99.6	
1-2	0.0	0.0	0.0	0.5	0.1	
3-5	0.0	0.0	0.5	0.0	0.1	
6-9	0.0	0.3	0.0	0.0	0.1	
10+	0.0	0.0	0.0	0.5	0.1	
N of Valid	319	364	207	183	1073	
N of Miss	22	45	10	22	99	

Table 162: On how many occasions have you used other chemical products (bath salts, plant food, etc.) in your lifetime?






Response	6	8	10	12	Total	
0	98.7	98.9	99.5	100.0	99.2	
1-2	0.9	0.5	0.5	0.0	0.6	
3-5	0.3	0.0	0.0	0.0	0.1	
6-9	0.0	0.3	0.0	0.0	0.1	
10+	0.0	0.3	0.0	0.0	0.1	
N of Valid	316	365	209	183	1073	
N of Miss	25	44	8	22	99	

Table 163: On how many occasions have you used other chemical products (bath salts, plant food, etc.) during the past 30 days?




Response	6	8	10	12	Total	
0	98.7	99.2	100.0	100.0	99.3	
1-2	0.9	0.8	0.0	0.0	0.6	
3-5	0.3	0.0	0.0	0.0	0.1	
6-9	0.0	0.0	0.0	0.0	0.0	
10+	0.0	0.0	0.0	0.0	0.0	
N of Valid	318	365	208	183	1074	
N of Miss	23	44	9	22	98	

Table 164: On how many occasions have you used heroin or other opiates in your lifetime?




Response	6	8	10	12	Total	
0	100.0	100.0	99.5	98.9	99.7	
1-2	0.0	0.0	0.0	1.1	0.2	
3-5	0.0	0.0	0.0	0.0	0.0	
6-9	0.0	0.0	0.0	0.0	0.0	
10+	0.0	0.0	0.5	0.0	0.1	
N of Valid	318	364	208	184	1074	
N of Miss	23	45	9	21	98	

Table 165: On how many occasions have you used heroin or other opiates during the past 30 days?


Response	6	8	10	12	Total	
0	100.0	100.0	100.0	100.0	100.0	
1-2	0.0	0.0	0.0	0.0	0.0	
3-5	0.0	0.0	0.0	0.0	0.0	
6-9	0.0	0.0	0.0	0.0	0.0	
10+	0.0	0.0	0.0	0.0	0.0	
N of Valid	318	365	208	182	1073	
N of Miss	23	44	9	23	99	

Table 166: On how many occasions have you used MDMA ('X', 'E', or ecstasy) in your lifetime?





Response	6	8	10	12	Total	
0	99.7	99.2	99.5	97.3	99.1	
1-2	0.3	0.5	0.5	1.1	0.6	
3-5	0.0	0.0	0.0	1.1	0.2	
6-9	0.0	0.0	0.0	0.0	0.0	
10+	0.0	0.3	0.0	0.5	0.2	
N of Valid	316	364	208	182	1070	
N of Miss	25	45	9	23	102	

Table 167: On how many occasions have you used MDMA ('X', 'E', or ecstasy) during the past 30 days?





Response	6	8	10	12	Total	
0	100.0	99.4	100.0	98.4	99.5	
1-2	0.0	0.3	0.0	0.5	0.2	
3-5	0.0	0.0	0.0	0.5	0.1	
6-9	0.0	0.0	0.0	0.0	0.0	
10+	0.0	0.3	0.0	0.5	0.2	
N of Valid	316	363	208	182	1069	
N of Miss	25	46	9	23	103	

Table 168: On how many occasions have you taken prescription drugs (such as Valium, Xanax, Ritalin, Adderall, OxyContin, Tramadol, or sleeping pills) not prescribed to you in your lifetime?






Response	6	8	10	12	Total	
0	97.5	97.0	93.3	89.6	95.2	
1-2	0.9	1.6	3.8	3.3	2.1	
3-5	0.6	0.5	1.0	2.7	1.0	
6-9	0.6	0.3	0.5	0.5	0.5	
10+	0.3	0.5	1.4	3.8	1.2	
N of Valid	318	364	210	183	1075	
N of Miss	23	45	7	22	97	

Table 169: On how many occasions have you taken prescription drugs (such as Valium, Xanax, Ritalin, Adderall, OxyContin, Tramadol, or sleeping pills) not prescribed to you during the past 30 days?






Response	6	8	10	12	Total	
0	98.7	97.8	98.6	93.4	97.5	
1-2	1.3	1.4	1.0	4.4	1.8	
3-5	0.0	0.3	0.0	0.5	0.2	
6-9	0.0	0.3	0.5	0.0	0.2	
10+	0.0	0.3	0.0	1.6	0.4	
N of Valid	319	363	209	183	1074	
N of Miss	22	46	8	22	98	

Table 170: On how many occasions have you taken non-prescription medicines such as diet pills (for example, Dietac, Dexatrim or Prolamine), stay-awake pills (for example No-Doz, Vivarin, or Wake), or cough or cold medicines (robos, DXM, etc.) to get high in your lifetime?






Response	6	8	10	12	Total	
0	99.4	96.7	98.6	97.3	98.0	
1-2	0.0	1.7	1.0	1.1	0.9	
3-5	0.0	0.6	0.0	1.1	0.4	
6-9	0.0	0.6	0.0	0.5	0.3	
10+	0.6	0.6	0.5	0.0	0.5	
N of Valid	318	363	209	184	1074	
N of Miss	23	46	8	21	98	

Table 171: On how many occasions have you taken non-prescription medicines such as diet pills (for example, Dietac, Dexatrim or Prolamine), stay-awake pills (for example No-Doz, Vivarin, or Wake), or cough or cold medicines (robos, DXM, etc.) to get high during the past 30 days?






Response	6	8	10	12	Total	
0	99.7	98.9	99.5	98.4	99.2	
1-2	0.3	0.8	0.0	1.1	0.6	
3-5	0.0	0.0	0.0	0.5	0.1	
6-9	0.0	0.3	0.0	0.0	0.1	
10+	0.0	0.0	0.5	0.0	0.1	
N of Valid	317	362	208	183	1070	
N of Miss	24	47	9	22	102	

Table 172: On how many occasions have you been drunk or very high from drinking alcoholic beverages during the past 30 days?






Response	6	8	10	12	Total	
0	100.0	96.4	91.9	83.2	94.3	
1-2	0.0	3.0	3.8	7.6	3.1	
3-5	0.0	0.6	1.4	2.7	0.9	
6-9	0.0	0.0	1.0	2.2	0.6	
10+	0.0	0.0	1.9	4.3	1.1	
N of Valid	317	363	210	184	1074	
N of Miss	24	46	7	21	98	

Table 173: On how many occasions have you drunk flavored alcoholic beverages, sometimes called 'alcopops' (like Mike's Hard Lemonade, Smirnoff Ice, Bacardi Breezers, etc.) in your lifetime?






Response	6	8	10	12	Total	
0	96.2	89.8	75.2	71.4	85.7	
1-2	1.9	4.1	11.0	8.1	5.5	
3-5	1.3	3.3	2.9	4.3	2.8	
6-9	0.3	1.6	3.3	2.7	1.8	
10+	0.3	1.1	7.6	13.5	4.3	
N of Valid	319	364	210	185	1078	
N of Miss	22	45	7	20	94	

Table 174: On how many occasions have you drunk flavored alcoholic beverages, sometimes called 'alcopops' (like Mike's Hard Lemonade, Smirnoff Ice, Bacardi Breezers, etc.) during the past 30 days?






Response	6	8	10	12	Total	
0	100.0	97.5	89.9	84.3	94.5	
1-2	0.0	1.6	5.3	8.6	3.1	
3-5	0.0	0.3	1.9	3.2	1.0	
6-9	0.0	0.3	1.4	1.6	0.7	
10+	0.0	0.3	1.4	2.2	0.7	
N of Valid	318	364	207	185	1074	
N of Miss	23	45	10	20	98	

Table 175: If you smoked cigarettes (not just a puff or drag) in the past year, how did you usually get them?












Response	6	8	10	12	Total	
I did not smoke cigarettes in the past year	98.1	94.8	84.6	80.8	91.3	
I bought them myself with a fake ID	0.0	0.0	0.0	0.0	0.0	
I bought them myself without a fake ID	0.0	0.0	1.0	2.2	0.6	
I got them from someone I know age 18 or older	0.3	0.3	6.7	13.2	3.8	
I got them from someone I know under age 18	0.3	0.6	2.4	0.0	0.8	
I got them from my brother or sister	0.3	0.0	0.0	0.5	0.2	
I got them from home with my parents' permission	0.0	0.0	0.5	0.0	0.1	
I got them from home without my parents' permission	0.0	1.2	1.0	0.0	0.6	
I got them from another relative	0.0	0.9	1.0	0.0	0.5	
A stranger bought them for me	0.0	0.3	0.0	0.0	0.1	
I took them from a store or shop	0.0	0.0	0.5	0.0	0.1	
Other	1.0	2.0	2.4	3.3	2.0	
N of Valid	308	347	208	182	1045	
N of Miss	33	62	9	23	127	

Table 176: If you used e-cigarettes, e-cigars, or e-hookahs (not just a puff or drag) in the past year, how did you usually get them? - I did not use e-cigarettes, e-cigars, or e-hookahs in the past year



Response	6	8	10	12	Total	
No	3.9	13.2	30.8	33.0	17.3	
Yes	96.1	86.8	69.2	67.0	82.7	
N of Valid	311	348	208	179	1046	
N of Miss	0	0	0	0	0	

Table 177: If you used e-cigarettes, e-cigars, or e-hookahs (not just a puff or drag) in the past year, how did you usually get them? - I bought them in a store such as a convenience store, supermarket, discount store, or gas station



Response	6	8	10	12	Total	
No	99.7	100.0	97.1	91.1	97.8	
Yes	0.3	0.0	2.9	8.9	2.2	
N of Valid	311	348	208	179	1046	
N of Miss	0	0	0	0	0	

Table 178: If you used e-cigarettes, e-cigars, or e-hookahs (not just a puff or drag) in the past year, how did you usually get them? - I got them on the Internet



Response	6	8	10	12	Total	
No	99.4	99.1	100.0	100.0	99.5	
Yes	0.6	0.9	0.0	0.0	0.5	
N of Valid	311	348	208	179	1046	
N of Miss	0	0	0	0	0	

Table 179: If you used e-cigarettes, e-cigars, or e-hookahs (not just a puff or drag) in the past year, how did you usually get them? - I got them at a store that sells electronic cigarettes, such as a "vape shop"



Response	6	8	10	12	Total	
No	100.0	99.4	98.6	97.8	99.1	
Yes	0.0	0.6	1.4	2.2	0.9	
N of Valid	311	348	208	179	1046	
N of Miss	0	0	0	0	0	

Table 180: If you used e-cigarettes, e-cigars, or e-hookahs (not just a puff or drag) in the past year, how did you usually get them? - I got them from a family member



Response	6	8	10	12	Total	
No	99.0	96.6	94.2	98.3	97.1	
Yes	1.0	3.4	5.8	1.7	2.9	
N of Valid	311	348	208	179	1046	
N of Miss	0	0	0	0	0	

Table 181: If you used e-cigarettes, e-cigars, or e-hookahs (not just a puff or drag) in the past year, how did you usually get them? - I got them from a friend



Response	6	8	10	12	Total	
No	98.4	92.0	77.9	80.4	89.1	
Yes	1.6	8.0	22.1	19.6	10.9	
N of Valid	311	348	208	179	1046	
N of Miss	0	0	0	0	0	

Table 182: If you used e-cigarettes, e-cigars, or e-hookahs (not just a puff or drag) in the past year, how did you usually get them? - A stranger got them for me



Response	6	8	10	12	Total	
No	99.7	100.0	99.0	99.4	99.6	
Yes	0.3	0.0	1.0	0.6	0.4	
N of Valid	311	348	208	179	1046	
N of Miss	0	0	0	0	0	

Table 183: If you used e-cigarettes, e-cigars, or e-hookahs (not just a puff or drag) in the past year, how did you usually get them? - I took them from a store or shop



Response	6	8	10	12	Total	
No	100.0	100.0	99.5	99.4	99.8	
Yes	0.0	0.0	0.5	0.6	0.2	
N of Valid	311	348	208	179	1046	
N of Miss	0	0	0	0	0	



Table 184: If you used e-cigarettes, e-cigars, or e-hookahs (not just a puff or drag) in the past year, how did you usually get them? - I got them some other way



Response	6	8	10	12	Total	
No	98.4	97.1	94.7	99.4	97.4	
Yes	1.6	2.9	5.3	0.6	2.6	
N of Valid	311	348	208	179	1046	
N of Miss	0	0	0	0	0	

Table 185: If you used marijuana (grass, pot) (not just a puff or drag) in the past year, how did you usually get it? - I did not use marijuana (grass, pot) in the past year



Response	6	8	10	12	Total	
No	1.3	5.5	19.2	23.9	10.2	
Yes	98.7	94.5	80.8	76.1	89.8	
N of Valid	306	348	208	180	1042	
N of Miss	0	0	0	0	0	

Table 186: If you used marijuana (grass, pot) (not just a puff or drag) in the past year, how did you usually get it? - I bought it myself



Response	6	8	10	12	Total	
No	100.0	99.4	94.2	90.0	96.9	
Yes	0.0	0.6	5.8	10.0	3.1	
N of Valid	306	348	208	180	1042	
N of Miss	0	0	0	0	0	

Table 187: If you used marijuana (grass, pot) (not just a puff or drag) in the past year, how did you usually get it? - I got it from someone at school



Response	6	8	10	12	Total	
No	100.0	99.4	96.6	96.7	98.6	
Yes	0.0	0.6	3.4	3.3	1.4	
N of Valid	306	348	208	180	1042	
N of Miss	0	0	0	0	0	

Table 188: If you used marijuana (grass, pot) (not just a puff or drag) in the past year, how did you usually get it? - I got it from someone with a medical marijuana card



Response	6	8	10	12	Total	
No	99.7	99.1	99.0	100.0	99.4	
Yes	0.3	0.9	1.0	0.0	0.6	
N of Valid	306	348	208	180	1042	
N of Miss	0	0	0	0	0	

Table 189: If you used marijuana (grass, pot) (not just a puff or drag) in the past year, how did you usually get it? - I got it from my brother or sister



Response	6	8	10	12	Total	
No	100.0	99.1	99.5	98.3	99.3	
Yes	0.0	0.9	0.5	1.7	0.7	
N of Valid	306	348	208	180	1042	
N of Miss	0	0	0	0	0	

Table 190: If you used marijuana (grass, pot) (not just a puff or drag) in the past year, how did you usually get it? - I got it from another relative



Response	6	8	10	12	Total	
No	100.0	99.4	97.6	97.8	98.9	
Yes	0.0	0.6	2.4	2.2	1.1	
N of Valid	306	348	208	180	1042	
N of Miss	0	0	0	0	0	

Table 191: If you used marijuana (grass, pot) (not just a puff or drag) in the past year, how did you usually get it? - Other



Response	6	8	10	12	Total	
No	98.7	97.1	92.3	92.2	95.8	
Yes	1.3	2.9	7.7	7.8	4.2	
N of Valid	306	348	208	180	1042	
N of Miss	0	0	0	0	0	

Table 192: If you drank alcohol (not just a sip or taste) in the past year, how did you usually get it?

Response	6	8	10	12	Total	
I did not drink alcohol in the past year	97.7	89.1	72.1	60.7	83.3	
I bought it myself with a fake ID	0.0	0.0	0.5	0.6	0.2	
I bought it myself without a fake ID	0.0	0.0	0.0	1.7	0.3	
I got it from someone I know age 21 or older	0.0	1.4	7.2	22.5	5.8	
I got it from someone I know under age 21	0.3	0.9	3.8	3.4	1.7	
I got it from my brother or sister	0.0	0.6	1.4	0.6	0.6	
I got it from home with my parents' permission	1.0	2.0	3.8	3.4	2.3	
I got it from home without my parents' permission	0.0	2.9	1.9	1.1	1.5	
I got it from another relative	0.0	0.9	1.9	1.1	0.9	
A stranger bought it for me	0.0	0.0	0.5	0.0	0.1	
I took it from a store or shop	0.0	0.0	0.0	0.0	0.0	
Other	1.0	2.3	6.7	5.1	3.3	
N of Valid	305	348	208	178	1039	
N of Miss	36	61	9	27	133	

Table 193: If you used prescription drugs or over the counter drugs without a doctor telling you to use it or for the purpose of getting high, where did you get these drugs? - Did not use

Response	6	8	10	12	Total	
No	1.0	0.9	3.3	6.7	2.4	
Yes	99.0	99.1	96.7	93.3	97.6	
N of Valid	310	348	210	180	1048	
N of Miss	0	0	0	0	0	

Table 194: If you used prescription drugs or over the counter drugs without a doctor telling you to use it or for the purpose of getting high, where did you get these drugs? -  
Bought or took from store or shop



Response	6	8	10	12	Total	
No	99.7	100.0	100.0	99.4	99.8	
Yes	0.3	0.0	0.0	0.6	0.2	
N of Valid	310	348	210	180	1048	
N of Miss	0	0	0	0	0	

Table 195: If you used prescription drugs or over the counter drugs without a doctor telling you to use it or for the purpose of getting high, where did you get these drugs? -  
Got from parents with permission



Response	6	8	10	12	Total	
No	99.4	100.0	100.0	99.4	99.7	
Yes	0.6	0.0	0.0	0.6	0.3	
N of Valid	310	348	210	180	1048	
N of Miss	0	0	0	0	0	

Table 196: If you used prescription drugs or over the counter drugs without a doctor telling you to use it or for the purpose of getting high, where did you get these drugs? -  
Got from home without permission



Response	6	8	10	12	Total	
No	100.0	99.4	98.6	98.9	99.3	
Yes	0.0	0.6	1.4	1.1	0.7	
N of Valid	310	348	210	180	1048	
N of Miss	0	0	0	0	0	

Table 197: If you used prescription drugs or over the counter drugs without a doctor telling you to use it or for the purpose of getting high, where did you get these drugs? -  
Got from relative with permission



Response	6	8	10	12	Total	
No	99.7	100.0	99.5	100.0	99.8	
Yes	0.3	0.0	0.5	0.0	0.2	
N of Valid	310	348	210	180	1048	
N of Miss	0	0	0	0	0	

Table 198: If you used prescription drugs or over the counter drugs without a doctor telling you to use it or for the purpose of getting high, where did you get these drugs? -  
Got from relative without permission



Response	6	8	10	12	Total	
No	100.0	99.4	99.5	100.0	99.7	
Yes	0.0	0.6	0.5	0.0	0.3	
N of Valid	310	348	210	180	1048	
N of Miss	0	0	0	0	0	

Table 199: If you used prescription drugs or over the counter drugs without a doctor telling you to use it or for the purpose of getting high, where did you get these drugs? -  
Got from friend's home with permission



Response	6	8	10	12	Total	
No	100.0	100.0	99.5	100.0	99.9	
Yes	0.0	0.0	0.5	0.0	0.1	
N of Valid	310	348	210	180	1048	
N of Miss	0	0	0	0	0	

Table 200: If you used prescription drugs or over the counter drugs without a doctor telling you to use it or for the purpose of getting high, where did you get these drugs? -  
Got from friend's home without permission



Response	6	8	10	12	Total	
No	100.0	100.0	99.5	99.4	99.8	
Yes	0.0	0.0	0.5	0.6	0.2	
N of Valid	310	348	210	180	1048	
N of Miss	0	0	0	0	0	

Table 201: If you used prescription drugs or over the counter drugs without a doctor telling you to use it or for the purpose of getting high, where did you get these drugs? -  
Got from friend at school



Response	6	8	10	12	Total	
No	100.0	99.7	100.0	99.4	99.8	
Yes	0.0	0.3	0.0	0.6	0.2	
N of Valid	310	348	210	180	1048	
N of Miss	0	0	0	0	0	

Table 202: If you used prescription drugs or over the counter drugs without a doctor telling you to use it or for the purpose of getting high, where did you get these drugs? -  
Got from friend at party



Response	6	8	10	12	Total	
No	100.0	99.7	99.5	99.4	99.7	
Yes	0.0	0.3	0.5	0.6	0.3	
N of Valid	310	348	210	180	1048	
N of Miss	0	0	0	0	0	

Table 203: If you used prescription drugs or over the counter drugs without a doctor telling you to use it or for the purpose of getting high, where did you get these drugs? -  
Got from friend, elsewhere



Response	6	8	10	12	Total	
No	100.0	100.0	99.0	97.2	99.3	
Yes	0.0	0.0	1.0	2.8	0.7	
N of Valid	310	348	210	180	1048	
N of Miss	0	0	0	0	0	

Table 204: If you used prescription drugs or over the counter drugs without a doctor telling you to use it or for the purpose of getting high, where did you get these drugs? -  
Got from internet sale



Response	6	8	10	12	Total	
No	100.0	99.7	99.5	99.4	99.7	
Yes	0.0	0.3	0.5	0.6	0.3	
N of Valid	310	348	210	180	1048	
N of Miss	0	0	0	0	0	

Table 205: During the last month, about how many marijuana cigarettes, or the equivalent, did you smoke a day, on the average?


Response	6	8	10	12	Total	
None	99.7	97.4	91.3	89.4	95.5	
Less than 1 a day	0.3	1.1	4.9	5.0	2.3	
1 a day	0.0	0.3	1.9	1.1	0.7	
2-3 a day	0.0	1.1	0.0	2.2	0.8	
4-6 a day	0.0	0.0	0.5	1.1	0.3	
7-10 a day	0.0	0.0	0.5	0.0	0.1	
11 or more a day	0.0	0.0	1.0	1.1	0.4	
N of Valid	304	348	206	180	1038	
N of Miss	37	61	11	25	134	

Table 206: How wrong do your friends feel it would be for YOU to: have one or two drinks of an alcoholic beverage nearly every day?


Response	6	8	10	12	Total	
Very wrong	83.8	64.3	41.6	45.9	62.3	
Wrong	12.7	20.0	29.2	23.2	20.2	
A little bit wrong	2.3	9.7	17.7	17.7	10.5	
Not at all wrong	1.3	6.0	11.5	13.3	7.0	
N of Valid	308	350	209	181	1048	
N of Miss	33	59	8	24	124	

Table 207: How wrong do your friends feel it would be for YOU to: smoke tobacco?


Response	6	8	10	12	Total	
Very wrong	85.9	67.1	50.5	48.6	66.1	
Wrong	11.1	19.7	26.7	21.5	18.9	
A little bit wrong	2.0	8.0	13.6	11.6	8.0	
Not at all wrong	1.0	5.1	9.2	18.2	7.0	
N of Valid	305	350	206	181	1042	
N of Miss	36	59	11	24	130	

Table 208: How wrong do your friends feel it would be for YOU to: smoke marijuana?





Response	6	8	10	12	Total	
Very wrong	90.2	71.7	46.2	42.5	67.0	
Wrong	7.5	11.7	19.2	17.7	13.0	
A little bit wrong	1.3	8.3	20.2	17.7	10.2	
Not at all wrong	1.0	8.3	14.4	22.1	9.8	
N of Valid	306	350	208	181	1045	
N of Miss	35	59	9	24	127	

Table 209: How wrong do your friends feel it would be for YOU to: use prescription drugs not prescribed to you?





Response	6	8	10	12	Total	
Very wrong	91.1	80.2	65.9	69.1	78.6	
Wrong	6.6	12.0	23.6	19.3	14.0	
A little bit wrong	0.7	5.2	5.8	5.5	4.0	
Not at all wrong	1.6	2.6	4.8	6.1	3.4	
N of Valid	305	349	208	181	1043	
N of Miss	36	60	9	24	129	

Table 210: How wrong would most adults (over 21) in your neighborhood think it is for kids your age: to use marijuana?





Response	6	8	10	12	Total	
Very wrong	93.8	82.0	66.3	68.2	79.9	
Wrong	4.3	10.2	20.0	16.2	11.4	
A little bit wrong	1.6	5.5	6.3	9.5	5.2	
Not at all wrong	0.3	2.3	7.3	6.1	3.4	
N of Valid	304	344	205	179	1032	
N of Miss	37	65	12	26	140	



Table 211: How wrong would most adults (over 21) in your neighborhood think it is for kids your age: to drink alcohol?





Response	6	8	10	12	Total	
Very wrong	86.8	76.5	59.6	57.3	72.9	
Wrong	9.5	13.4	18.7	20.2	14.5	
A little bit wrong	3.0	7.0	13.8	14.6	8.5	
Not at all wrong	0.7	3.2	7.9	7.9	4.2	
N of Valid	304	344	203	178	1029	
N of Miss	37	65	14	27	143	

Table 212: How wrong would most adults (over 21) in your neighborhood think it is for kids your age: to smoke cigarettes?





Response	6	8	10	12	Total	
Very wrong	87.0	79.4	62.6	64.0	75.6	
Wrong	9.7	12.2	21.2	20.2	14.6	
A little bit wrong	2.7	4.7	9.4	10.7	6.0	
Not at all wrong	0.7	3.8	6.9	5.1	3.7	
N of Valid	300	344	203	178	1025	
N of Miss	41	65	14	27	147	

Table 213: How much do each of the following statements describe your neighborhood? crime and/or drug selling





Response	6	8	10	12	Total	
NO!	81.5	75.0	74.9	78.1	77.4	
no	11.9	13.2	16.4	14.0	13.6	
yes	4.6	9.1	4.3	6.7	6.4	
YES!	2.0	2.6	4.3	1.1	2.5	
N of Valid	302	340	207	178	1027	
N of Miss	39	69	10	27	145	

Table 214: How much do each of the following statements describe your neighborhood? fights


Response	6	8	10	12	Total	
NO!	69.6	71.1	70.9	79.2	72.0	
no	19.4	18.0	17.5	15.7	17.9	
yes	6.4	6.8	7.8	3.9	6.4	
YES!	4.7	4.1	3.9	1.1	3.7	
N of Valid	299	339	206	178	1022	
N of Miss	42	70	11	27	150	

Table 215: How much do each of the following statements describe your neighborhood? lots of empty or abandoned buildings


Response	6	8	10	12	Total	
NO!	77.0	72.3	79.4	86.0	77.5	
no	14.8	17.4	10.8	12.4	14.4	
yes	5.9	7.4	5.4	1.1	5.5	
YES!	2.3	2.9	4.4	0.6	2.6	
N of Valid	304	339	204	178	1025	
N of Miss	37	70	13	27	147	

Table 216: How much do each of the following statements describe your neighborhood? lots of graffiti


Response	6	8	10	12	Total	
NO!	83.0	79.5	79.4	88.1	82.0	
no	13.7	16.3	15.2	10.7	14.3	
yes	2.0	2.1	2.0	0.6	1.8	
YES!	1.3	2.1	3.4	0.6	1.9	
N of Valid	300	337	204	177	1018	
N of Miss	41	72	13	28	154	

Table 217: I feel safe in my neighborhood.

Response	6	8	10	12	Total
NO!	2.0	5.0	5.0	4.0	3.9
no	5.3	7.4	4.5	5.1	5.8
yes	36.3	33.2	37.3	24.0	33.4
YES!	56.4	54.3	53.2	66.9	56.9
N of Valid	303	337	201	175	1016
N of Miss	38	72	16	30	156

Table 218: If a kid smoked marijuana in your neighborhood would he or she be caught by the police?

Response	6	8	10	12	Total
NO!	7.9	15.1	24.9	35.0	18.4
no	14.8	30.9	34.1	35.0	27.4
yes	35.4	31.5	29.3	17.5	29.8
YES!	42.0	22.6	11.7	12.4	24.4
N of Valid	305	337	205	177	1024
N of Miss	36	72	12	28	148

Table 219: If a kid drank some beer, wine or hard liquor (for example, vodka, whiskey, or gin) in your neighborhood would he or she be caught by the police?

Response	6	8	10	12	Total
NO!	9.8	18.7	25.7	39.3	21.1
no	20.3	36.5	42.2	35.4	32.7
yes	35.4	26.1	25.2	17.4	27.2
YES!	34.4	18.7	6.8	7.9	19.1
N of Valid	305	337	206	178	1026
N of Miss	36	72	11	27	146

Table 220: If a kid carried a handgun in your neighborhood would he or she be caught by the police?





Response	6	8	10	12	Total	
NO!	8.6	13.5	23.3	30.9	17.0	
no	12.5	22.5	28.6	25.3	21.3	
yes	28.1	33.5	25.7	24.2	28.7	
YES!	50.8	30.5	22.3	19.7	33.0	
N of Valid	303	334	206	178	1021	
N of Miss	38	75	11	27	151	

Table 221: If you wanted to get some cigarettes, how easy would it be for you to get some?





Response	6	8	10	12	Total	
Very hard	78.5	61.2	45.1	24.9	56.8	
Sort of hard	9.9	11.3	12.3	11.9	11.2	
Sort of easy	7.6	15.5	21.6	26.6	16.3	
Very easy	4.0	11.9	21.1	36.7	15.7	
N of Valid	303	335	204	177	1019	
N of Miss	38	74	13	28	153	

Table 222: If you wanted to get some beer, wine or hard liquor (for example, vodka, whiskey, or gin), how easy would it be for you to get some?





Response	6	8	10	12	Total	
Very hard	78.1	57.3	36.0	22.7	53.1	
Sort of hard	11.8	14.0	15.3	14.8	13.7	
Sort of easy	4.7	15.8	21.2	28.4	15.8	
Very easy	5.4	12.8	27.6	34.1	17.3	
N of Valid	297	335	203	176	1011	
N of Miss	44	74	14	29	161	

Table 223: If you wanted to get a drug like cocaine, LSD, or amphetamines, how easy would it be for you to get some?





Response	6	8	10	12	Total	
Very hard	92.6	85.7	74.3	60.8	81.1	
Sort of hard	3.0	7.8	13.6	18.2	9.4	
Sort of easy	3.4	3.6	4.4	9.7	4.7	
Very easy	1.0	3.0	7.8	11.4	4.8	
N of Valid	297	335	206	176	1014	
N of Miss	44	74	11	29	158	

Table 224: If you wanted to get a handgun, how easy would it be for you to get one?





Response	6	8	10	12	Total	
Very hard	77.5	69.8	57.8	51.4	66.4	
Sort of hard	13.1	12.9	13.2	16.9	13.7	
Sort of easy	5.7	9.0	12.3	11.9	9.2	
Very easy	3.7	8.4	16.7	19.8	10.7	
N of Valid	298	334	204	177	1013	
N of Miss	43	75	13	28	159	

Table 225: If you wanted to get some marijuana, how easy would it be for you to get some?





Response	6	8	10	12	Total	
Very hard	90.9	72.8	53.2	37.3	68.0	
Sort of hard	4.0	7.9	12.8	7.9	7.7	
Sort of easy	3.4	8.8	12.8	18.1	9.6	
Very easy	1.7	10.6	21.2	36.7	14.7	
N of Valid	298	331	203	177	1009	
N of Miss	43	78	14	28	163	

Table 226: If you wanted to get prescription drugs for the purpose of getting high, how easy would it be for you to get some?





Response	6	8	10	12	Total	
Very hard	82.8	64.3	53.4	46.0	64.4	
Sort of hard	5.7	10.2	13.7	10.2	9.6	
Sort of easy	5.7	13.2	14.2	20.5	12.5	
Very easy	5.7	12.3	18.6	23.3	13.6	
N of Valid	297	333	204	176	1010	
N of Miss	44	76	13	29	162	

Table 227: If you wanted to get synthetic marijuana such as K2 or chemical products such as bath salts to get high, how easy would it be for you to get some?





Response	6	8	10	12	Total	
Very hard	91.6	81.6	72.1	57.1	78.3	
Sort of hard	5.1	9.3	12.7	15.3	9.8	
Sort of easy	2.4	4.2	6.4	12.4	5.6	
Very easy	1.0	4.8	8.8	15.3	6.3	
N of Valid	296	332	204	177	1009	
N of Miss	45	77	13	28	163	

Table 228: If you wanted to get steroids to use or to enhance athletic performance, how easy would it be for you to get some?





Response	6	8	10	12	Total	
Very hard	89.6	81.1	67.8	60.5	77.3	
Sort of hard	8.1	8.7	16.1	16.9	11.5	
Sort of easy	1.7	5.4	7.8	10.7	5.7	
Very easy	0.7	4.8	8.3	11.9	5.5	
N of Valid	298	333	205	177	1013	
N of Miss	43	76	12	28	159	

Table 229: If you wanted to get e-cigarettes, e-cigars, or e-hookahs, how easy would it be for you to get some?





Response	6	8	10	12	Total	
Very hard	81.2	60.5	41.0	31.5	57.6	
Sort of hard	7.4	8.1	11.2	6.7	8.3	
Sort of easy	5.4	12.0	17.6	10.1	10.9	
Very easy	6.0	19.3	30.2	51.7	23.3	
N of Valid	298	332	205	178	1013	
N of Miss	43	77	12	27	159	

Table 230: During the past 12 months, have you participated in any alcohol prevention programs or seen any alcohol prevention messages in your school or community? Yes, a school-based program focused on preventing underage drinking and/or drinking and driving.



Response	6	8	10	12	Total	
No	53.2	71.2	75.4	76.4	67.7	
Yes	46.8	28.8	24.6	23.6	32.3	
N of Valid	293	333	203	174	1003	
N of Miss	0	0	0	0	0	

Table 231: During the past 12 months, have you participated in any alcohol prevention programs or seen any alcohol prevention messages in your school or community? Yes, a community-based program focused on preventing underage drinking and/or drinking and driving (for example, through your church or temple or through youth groups like Boys and Girls Club or 4-H).



Response	6	8	10	12	Total	
No	86.3	94.6	94.1	93.1	91.8	
Yes	13.7	5.4	5.9	6.9	8.2	
N of Valid	293	333	203	174	1003	
N of Miss	0	0	0	0	0	

Table 232: During the past 12 months, have you participated in any alcohol prevention programs or seen any alcohol prevention messages in your school or community? Yes, a media campaign addressing underage drinking and/or drinking and driving (for example, newspaper ads, posters, pamphlets, radio, TV).



Response	6	8	10	12	Total	
No	91.1	88.0	89.2	92.0	89.8	
Yes	8.9	12.0	10.8	8.0	10.2	
N of Valid	293	333	203	174	1003	
N of Miss	0	0	0	0	0	

Table 233: During the past 12 months, have you participated in any alcohol prevention programs or seen any alcohol prevention messages in your school or community? No



Response	6	8	10	12	Total	
No	50.2	33.0	32.5	29.9	37.4	
Yes	49.8	67.0	67.5	70.1	62.6	
N of Valid	293	333	203	174	1003	
N of Miss	0	0	0	0	0	

Table 234: How wrong do your parents feel it would be for YOU to: have one or two drinks of an alcoholic beverage nearly every day?





Response	6	8	10	12	Total	
Very wrong	90.8	88.5	80.9	77.3	85.7	
Wrong	6.5	7.1	11.3	14.5	9.1	
A little bit wrong	2.1	3.1	4.9	4.7	3.4	
Not at all wrong	0.7	1.2	2.9	3.5	1.8	
N of Valid	292	323	204	172	991	
N of Miss	49	86	13	33	181	

Table 235: How wrong do your parents feel it would be for YOU to: smoke tobacco?





Response	6	8	10	12	Total	
Very wrong	94.2	93.2	87.1	79.1	89.8	
Wrong	3.1	4.0	6.5	12.8	5.8	
A little bit wrong	2.1	2.2	3.5	2.9	2.5	
Not at all wrong	0.7	0.6	3.0	5.2	1.9	
N of Valid	292	323	201	172	988	
N of Miss	49	86	16	33	184	



Table 236: How wrong do your parents feel it would be for YOU to: smoke marijuana?





Response	6	8	10	12	Total	
Very wrong	95.9	90.3	81.8	83.6	89.0	
Wrong	2.7	4.4	8.4	6.4	5.1	
A little bit wrong	1.0	3.1	5.9	4.7	3.3	
Not at all wrong	0.3	2.2	3.9	5.3	2.5	
N of Valid	291	321	203	171	986	
N of Miss	50	88	14	34	186	

Table 237: How wrong do your parents feel it would be for YOU to: use prescription drugs not prescribed to you?





Response	6	8	10	12	Total	
Very wrong	94.8	92.2	89.2	89.0	91.8	
Wrong	3.4	5.0	6.9	8.1	5.5	
A little bit wrong	0.7	2.2	2.5	1.7	1.7	
Not at all wrong	1.0	0.6	1.5	1.2	1.0	
N of Valid	291	320	203	172	986	
N of Miss	50	89	14	33	186	

Table 238: How wrong do your parents feel it would be for YOU to: steal something?





Response	6	8	10	12	Total	
Very wrong	91.6	87.2	88.2	91.2	89.4	
Wrong	7.0	9.7	8.9	7.0	8.3	
A little bit wrong	1.0	2.2	1.5	0.6	1.4	
Not at all wrong	0.3	0.9	1.5	1.2	0.9	
N of Valid	287	320	203	171	981	
N of Miss	54	89	14	34	191	

Table 239: How wrong do your parents feel it would be for YOU to: draw graffiti, write things, or draw pictures on buildings or other property (without the owner's permission)?





Response	6	8	10	12	Total	
Very wrong	90.7	83.2	82.8	82.6	85.2	
Wrong	7.2	11.2	13.3	14.0	10.9	
A little bit wrong	1.7	3.7	2.0	1.7	2.4	
Not at all wrong	0.3	1.9	2.0	1.7	1.4	
N of Valid	291	321	203	172	987	
N of Miss	50	88	14	33	185	

Table 240: How wrong do your parents feel it would be for YOU to: pick a fight with someone?





Response	6	8	10	12	Total	
Very wrong	70.3	64.1	65.0	71.5	67.4	
Wrong	21.7	21.6	20.2	19.2	20.9	
A little bit wrong	6.9	10.0	12.3	7.0	9.0	
Not at all wrong	1.0	4.4	2.5	2.3	2.6	
N of Valid	290	320	203	172	985	
N of Miss	51	89	14	33	187	

Table 241: During the past 12 months, have you talked with at least one of your parents about the dangers of underage drinking and/or drinking and driving? By parents, we mean either your biological parents, adoptive parents, stepparents, or adult guardians - whether or not they live with you.



Response	6	8	10	12	Total	
No	41.7	50.0	46.2	48.2	46.5	
Yes	58.3	50.0	53.8	51.8	53.5	
N of Valid	278	310	197	170	955	
N of Miss	63	99	20	35	217	

Table 242: The rules in my family are clear.

Response	6	8	10	12	Total	
NO!	3.1	4.7	6.5	5.2	4.7	
no	4.5	8.4	6.0	4.6	6.1	
yes	26.2	31.9	34.0	31.6	30.6	
YES!	66.1	55.0	53.5	58.6	58.6	
N of Valid	286	320	200	174	980	
N of Miss	55	89	17	31	192	

Table 243: People in my family have serious arguments about the same things, and often insult or yell at each other.

Response	6	8	10	12	Total	
NO!	42.9	33.3	30.2	41.9	37.0	
no	33.1	37.1	41.1	34.9	36.4	
yes	17.4	20.4	18.8	14.5	18.2	
YES!	6.6	9.1	9.9	8.7	8.5	
N of Valid	287	318	202	172	979	
N of Miss	54	91	15	33	193	

Table 244: When I am not at home, one of my parents knows where I am and who I am with.

Response	6	8	10	12	Total	
NO!	5.2	4.7	7.5	7.5	5.9	
no	5.2	5.6	5.5	6.9	5.7	
yes	22.7	28.2	31.8	34.7	28.5	
YES!	66.8	61.4	55.2	50.9	59.9	
N of Valid	286	319	201	173	979	
N of Miss	55	90	16	32	193	

Table 245: My family has clear rules about alcohol and drug use.

Response	6	8	10	12	Total
NO!	4.2	5.0	6.9	7.0	5.5
no	4.9	8.5	8.4	6.4	7.0
yes	19.3	20.7	31.5	32.0	24.5
YES!	71.6	65.8	53.2	54.7	62.9
N of Valid	285	319	203	172	979
N of Miss	56	90	14	33	193

Table 246: If you skipped school would you be caught by your parents?

Response	6	8	10	12	Total
NO!	4.2	6.6	13.5	9.9	7.9
no	3.5	7.2	12.5	20.3	9.5
yes	23.6	23.5	23.0	26.2	23.9
YES!	68.7	62.7	51.0	43.6	58.7
N of Valid	284	319	200	172	975
N of Miss	57	90	17	33	197

Table 247: My parents ask if I've gotten my homework done.

Response	6	8	10	12	Total
NO!	4.9	8.5	11.8	11.0	8.6
no	6.7	16.0	15.8	20.9	14.1
yes	25.4	26.0	30.5	31.4	27.7
YES!	63.0	49.5	41.9	36.6	49.6
N of Valid	284	319	203	172	978
N of Miss	57	90	14	33	194

Table 248: Would your parents know if you did not come home on time?





Response	6	8	10	12	Total	
NO!	3.2	4.4	9.4	7.6	5.6	
no	2.8	7.6	9.9	15.1	8.0	
yes	23.2	27.6	27.6	26.2	26.1	
YES!	70.9	60.3	53.2	51.2	60.3	
N of Valid	285	315	203	172	975	
N of Miss	56	94	14	33	197	

Table 249: Do you know how to properly dispose of leftover prescription drugs?



Response	6	8	10	12	Total	
No	56.5	65.7	47.8	46.7	55.9	
Yes	43.5	34.3	52.2	53.3	44.1	
N of Valid	278	312	201	167	958	
N of Miss	63	97	16	38	214	

Table 250: Have any of your brothers or sisters ever: drunk beer, wine or hard liquor (for example, vodka, whiskey or gin)?




Response	6	8	10	12	Total	
No	77.7	68.8	50.0	48.0	63.9	
Yes	18.2	27.2	43.6	46.3	31.2	
I don't have any brothers or sisters	4.1	4.0	6.4	5.7	4.8	
N of Valid	292	324	202	175	993	
N of Miss	49	85	15	30	179	

Table 251: Have any of your brothers or sisters ever: smoked marijuana?




Response	6	8	10	12	Total	
No	90.3	84.3	68.3	60.7	78.7	
Yes	5.5	11.7	24.8	33.5	16.4	
I don't have any brothers or sisters	4.1	4.0	6.9	5.8	5.0	
N of Valid	290	324	202	173	989	
N of Miss	51	85	15	32	183	

Table 252: Have any of your brothers or sisters ever: smoked cigarettes?




Response	6	8	10	12	Total	
No	84.9	80.4	66.5	59.8	75.2	
Yes	11.0	15.3	27.1	34.5	19.8	
I don't have any brothers or sisters	4.1	4.4	6.4	5.7	5.0	
N of Valid	291	321	203	174	989	
N of Miss	50	88	14	31	183	

Table 253: Have any of your brothers or sisters ever: taken a handgun to school?




Response	6	8	10	12	Total	
No	95.8	94.8	91.0	92.6	93.9	
Yes	0.0	0.6	2.5	1.7	1.0	
I don't have any brothers or sisters	4.2	4.6	6.5	5.7	5.1	
N of Valid	289	324	201	175	989	
N of Miss	52	85	16	30	183	

Table 254: Have any of your brothers or sisters ever: been suspended or expelled from school?




Response	6	8	10	12	Total	
No	78.2	76.5	69.3	79.3	76.0	
Yes	17.4	19.4	23.8	14.9	18.9	
I don't have any brothers or sisters	4.4	4.0	6.9	5.7	5.0	
N of Valid	293	324	202	174	993	
N of Miss	48	85	15	31	179	

Table 255: Have any of your brothers or sisters ever: used e-cigarettes, e-cigars or e-hookahs (vaping)?




Response	6	8	10	12	Total	
No	79.0	68.8	56.5	53.4	66.6	
Yes	16.9	27.1	37.0	40.8	28.5	
I don't have any brothers or sisters	4.1	4.0	6.5	5.7	4.9	
N of Valid	290	321	200	174	985	
N of Miss	51	88	17	31	187	

Table 256: Have any of your brothers or sisters ever: used prescription drugs not prescribed to him/her?




Response	6	8	10	12	Total	
No	92.1	90.7	85.6	84.0	88.9	
Yes	3.8	5.0	7.9	10.3	6.2	
I don't have any brothers or sisters	4.1	4.4	6.4	5.7	5.0	
N of Valid	290	321	202	175	988	
N of Miss	51	88	15	30	184	

Table 257: Have you changed homes in the past year (the last 12 months)?



Response	6	8	10	12	Total	
No	69.4	72.1	74.8	85.5	74.2	
Yes	30.6	27.9	25.2	14.5	25.8	
N of Valid	288	323	202	172	985	
N of Miss	53	86	15	33	187	

Table 258: How many times have you changed homes since kindergarten?






Response	6	8	10	12	Total	
Never	32.0	24.4	25.4	28.7	27.6	
1 or 2 times	32.7	33.8	27.9	37.4	32.9	
3 or 4 times	19.4	24.4	26.4	15.8	21.8	
5 or 6 times	8.8	9.4	9.0	7.0	8.7	
7 or more times	7.0	8.1	11.4	11.1	9.0	
N of Valid	284	320	201	171	976	
N of Miss	57	89	16	34	196	

Table 259: Have you changed schools (including changing from elementary to middle and middle to high school) in the past year?



Response	6	8	10	12	Total	
No	43.7	50.6	64.0	85.9	57.5	
Yes	56.3	49.4	36.0	14.1	42.5	
N of Valid	286	320	200	170	976	
N of Miss	55	89	17	35	196	

Table 260: How many times have you changed schools since kindergarten (including changing from elementary to middle and middle to high school)?






Response	6	8	10	12	Total	
Never	28.2	25.0	30.5	42.7	30.2	
1 or 2 times	24.3	26.6	17.2	18.7	22.6	
3 or 4 times	32.0	27.8	23.2	18.7	26.5	
5 or 6 times	10.6	12.8	18.2	14.6	13.6	
7 or more times	4.9	7.8	10.8	5.3	7.2	
N of Valid	284	320	203	171	978	
N of Miss	57	89	14	34	194	

Table 261: Has anyone in your family ever had severe alcohol or drug problems?



Response	6	8	10	12	Total	
No	63.4	62.6	51.5	54.4	59.1	
Yes	36.6	37.4	48.5	45.6	40.9	
N of Valid	284	318	200	169	971	
N of Miss	57	91	17	36	201	

Table 262: About how many adults (over 21) have you known personally who in the past year have: used marijuana, crack, cocaine, or other drugs?






Response	6	8	10	12	Total	
0	77.9	69.5	58.3	57.0	67.3	
1	14.3	13.4	12.7	12.2	13.3	
2	3.2	7.8	10.8	9.9	7.5	
3-4	2.5	6.5	6.9	9.9	6.0	
5	2.1	2.8	11.3	11.0	5.8	
N of Valid	280	321	204	172	977	
N of Miss	61	88	13	33	195	



Table 263: About how many adults (over 21) have you known personally who in the past year have: sold or dealt drugs?






Response	6	8	10	12	Total	
0	86.7	80.4	73.9	71.7	79.3	
1	11.1	10.3	11.3	14.5	11.5	
2	0.4	5.3	4.9	6.4	4.0	
3-4	1.1	2.8	2.5	1.7	2.0	
5	0.7	1.2	7.4	5.8	3.2	
N of Valid	279	321	203	173	976	
N of Miss	62	88	14	32	196	

Table 264: About how many adults (over 21) have you known personally who in the past year have: done other things that could get them in trouble with the police, like stealing, selling stolen goods, mugging or assaulting others, etc.?






Response	6	8	10	12	Total	
0	84.8	76.8	71.6	72.8	77.3	
1	12.0	11.6	11.3	8.7	11.1	
2	1.8	5.6	5.4	6.9	4.7	
3-4	0.4	4.1	3.4	5.8	3.2	
5	1.1	1.9	8.3	5.8	3.7	
N of Valid	283	319	204	173	979	
N of Miss	58	90	13	32	193	

Table 265: About how many adults (over 21) have you known personally who in the past year have: gotten drunk or high?










Response	6	8	10	12	Total	
0	65.1	55.3	39.1	39.3	52.0	
1	18.7	16.6	16.3	12.1	16.3	
2	7.0	10.6	12.4	8.7	9.6	
3-4	4.6	9.1	10.9	10.4	8.4	
5	4.6	8.4	21.3	29.5	13.7	
N of Valid	284	320	202	173	979	
N of Miss	57	89	15	32	193	

Table 266: How honest were you in filling out this survey?

Response	6	8	10	12	Total	
I was very honest	86.3	83.8	75.1	80.2	82.1	
I was honest pretty much of the time	12.3	12.5	20.4	16.3	14.7	
I was honest some of the time	1.1	3.1	3.0	1.7	2.2	
I was honest once in a while	0.4	0.6	1.5	1.7	0.9	
I was not honest at all	0.0	0.0	0.0	0.0	0.0	
N of Valid	284	321	201	172	978	
N of Miss	57	88	16	33	194	