



2016 APNA

Arkansas Prevention Needs Assessment Survey

**Greene County
Tables**

**Arkansas Department of Human Services
Division of Behavioral Health Services
Prevention Services**

Conducted by International Survey Associates dba Pride Surveys

Contents

1	INTRODUCTION	11
2	PERCENTAGE TABLES	16

List of Tables

1	Sex	17
2	Age	17
3	Are you Hispanic or Latino?	17
4	What is your race? Black or African American	18
5	What is your race? Asian	18
6	What is your race? American Indian	18
7	What is your race? Alaska Native	18
8	What is your race? White	19
9	What is your race? Native Hawaiian or Other Pacific Islander	19
10	What is your race? Other	19
11	What is the highest level of schooling completed by your mother or father?	20
12	Think of where you live most of the time. Which of the following people live there with you? Mother	20
13	Think of where you live most of the time. Which of the following people live there with you? Stepmother	20
14	Think of where you live most of the time. Which of the following people live there with you? Foster Mother	21
15	Think of where you live most of the time. Which of the following people live there with you? Grandmother	21
16	Think of where you live most of the time. Which of the following people live there with you? Aunt	21
17	Think of where you live most of the time. Which of the following people live there with you? Father	21
18	Think of where you live most of the time. Which of the following people live there with you? Stepfather	22
19	Think of where you live most of the time. Which of the following people live there with you? Foster Father	22
20	Think of where you live most of the time. Which of the following people live there with you? Grandfather	22
21	Think of where you live most of the time. Which of the following people live there with you? Uncle	22
22	Think of where you live most of the time. Which of the following people live there with you? Other Adults	23
23	Think of where you live most of the time. Which of the following people live there with you? Brother(s)	23
24	Think of where you live most of the time. Which of the following people live there with you? Stepbrother(s)	23
25	Think of where you live most of the time. Which of the following people live there with you? Sister(s)	23
26	Think of where you live most of the time. Which of the following people live there with you? Stepsister(s)	24

27	Think of where you live most of the time. Which of the following people live there with you? Other Children	24
28	In my school, students have lots of chances to help decide things like class activities and rules.	24
29	Teachers ask me to work on special classroom projects.	24
30	My teacher(s) notices when I am doing a good job and lets me know about it.	25
31	There are lots of chances for students in my school to get involved in sports, clubs, and other school activities outside of class.	25
32	There are lots of chances for students in my school to talk with a teacher one-on-one.	25
33	I feel safe at my school.	26
34	The school lets my parents know when I have done something well.	26
35	My teachers praise me when I work hard in school.	26
36	Are your school grades better than the grades of most students in your class?	27
37	I have lots of chances to be part of class discussions or activities.	27
38	Now thinking back over the past year in school, how often did you: enjoy being in school?	27
39	Now thinking back over the past year in school, how often did you: hate being in school?	28
40	Now thinking back over the past year in school, how often did you: try to do your best work in school?	28
41	How often do you feel that the school work you are assigned is meaningful and important?	28
42	Putting them all together, what were your grades like last year?	29
43	How important do you think the things you are learning in school are going to be for your later life?	29
44	Do your parents care about your skipping or cutting school?	29
45	During the LAST FOUR WEEKS how many whole days of school have you missed because you skipped or 'cut'?	30
46	What are the chances you would be seen as cool if you: smoked cigarettes?	30
47	What are the chances you would be seen as cool if you: worked hard at school?	30
48	What are the chances you would be seen as cool if you: began drinking alcoholic beverages regularly, that is, at least once or twice a month?	31
49	What are the chances you would be seen as cool if you: defended someone who was being bullied?	31
50	What are the chances you would be seen as cool if you: smoked marijuana?	31
51	What are the chances you would be seen as cool if you: carried a handgun?	32

52	What are the chances you would be seen as cool if you: used e-cigarettes, e-cigars or e-hookahs?	32
53	What are the chances you would be seen as cool if you: bullied someone or cyber bullied someone?	32
54	Think of your four best friends (the friends you feel closest to). In the past year (12 months), how many of your best friends have: participated in clubs, organizations or activities at school?	33
55	Think of your four best friends (the friends you feel closest to). In the past year (12 months), how many of your best friends have: smoked cigarettes?	33
56	Think of your four best friends (the friends you feel closest to). In the past year (12 months), how many of your best friends have: tried beer, wine or hard liquor (for example, vodka, whiskey, or gin) when their parents didn't know about it?	33
57	Think of your four best friends (the friends you feel closest to). In the past year (12 months), how many of your best friends have: used e-cigarettes, e-cigars, or e-hookahs?	34
58	Think of your four best friends (the friends you feel closest to). In the past year (12 months), how many of your best friends have: used marijuana?	34
59	Think of your four best friends (the friends you feel closest to). In the past year (12 months), how many of your best friends have: used prescription drugs or non-prescription drugs for the purpose of getting high?	34
60	Think of your four best friends (the friends you feel closest to). In the past year (12 months), how many of your best friends have: used synthetic marijuana (K2, spice) or bath salts?	35
61	Think of your four best friends (the friends you feel closest to). In the past year (12 months), how many of your best friends have: used LSD, cocaine, amphetamines, or other illegal drugs?	35
62	Think of your four best friends (the friends you feel closest to). In the past year (12 months), how many of your best friends have: been bullied?	35
63	Think of your four best friends (the friends you feel closest to). In the past year (12 months), how many of your best friends have: been suspended from school?	36
64	Think of your four best friends (the friends you feel closest to). In the past year (12 months), how many of your best friends have: carried a handgun?	36
65	Think of your four best friends (the friends you feel closest to). In the past year (12 months), how many of your best friends have: sold illegal drugs?	36
66	Think of your four best friends (the friends you feel closest to). In the past year (12 months), how many of your best friends have: regularly attended religious services?	37

67	Think of your four best friends (the friends you feel closest to). In the past year (12 months), how many of your best friends have: stolen or tried to steal a motor vehicle such as a car or motorcycle?	37
68	Think of your four best friends (the friends you feel closest to). In the past year (12 months), how many of your best friends have: been arrested?	37
69	Think of your four best friends (the friends you feel closest to). In the past year (12 months), how many of your best friends have: dropped out of school?	38
70	Think of your four best friends (the friends you feel closest to). In the past year (12 months), how many of your best friends have: been members of a gang?	38
71	How old were you when you first: smoked marijuana?	38
72	How old were you when you first: smoked a cigarette, even just a puff?	39
73	How old were you when you first: had more than a sip or two of beer, wine or hard liquor (for example, vodka, whiskey, or gin)?	39
74	How old were you when you first: began drinking alcoholic beverages regularly, that is, at least once or twice a month?	40
75	How old were you when you first: used Daztrex?	40
76	How old were you when you first: got suspended from school?	41
77	How old were you when you first: got arrested?	41
78	How old were you when you first: carried a handgun?	42
79	How old were you when you first: used e-cigarettes, e-cigars, or e-hookahs?	42
80	How old were you when you first: belonged to a gang?	43
81	How old were you when you first: used prescription drugs not prescribed to you?	43
82	How wrong do you think it is for someone your age to: take a handgun to school?	44
83	How wrong do you think it is for someone your age to: steal anything?	44
84	How wrong do you think it is for someone your age to: pick a fight with someone?	44
85	How wrong do you think it is for someone your age to: attack someone with the idea of seriously hurting them?	45
86	How wrong do you think it is for someone your age to: stay away from school all day when their parents think they are at school?	45
87	How wrong do you think it is for someone your age to: drink beer, wine or hard liquor (for example, vodka, whiskey, or gin) regularly?	45
88	How wrong do you think it is for someone your age to: smoke cigarettes?	46
89	How wrong do you think it is for someone your age to: smoke marijuana?	46

90	How wrong do you think it is for someone your age to: use prescription drugs or non-prescription drugs for the purpose of getting high?	46
91	How wrong do you think it is for someone your age to: use synthetic marijuana (K2, spice) or bath salts?	47
92	How wrong do you think it is for someone your age to: use LSD, cocaine, amphetamines or another illegal drug?	47
93	How wrong do you think it is for someone your age to: use e-cigarettes, e-cigars or e-hookahs?	47
94	At school during the past 12 months, did you receive help from the resource teacher, speech therapist or other special education teacher?	48
95	How many times in the past year (12 months) have you: been suspended from school?	48
96	How many times in the past year (12 months) have you: carried a handgun?	48
97	How many times in the past year (12 months) have you: sold illegal drugs?	49
98	How many times in the past year (12 months) have you: stolen or tried to steal a motor vehicle such as a car or motorcycle?	49
99	How many times in the past year (12 months) have you: participated in clubs, organizations or activities at school?	50
100	How many times in the past year (12 months) have you: been arrested?	50
101	How many times in the past year (12 months) have you: attacked someone with the idea of seriously hurting them?	51
102	How many times in the past year (12 months) have you: been drunk or high at school?	51
103	How many times in the past year (12 months) have you: taken a handgun to school?	52
104	Are you currently on probation, or assigned a probation officer with Juvenile Court?	52
105	Have you ever belonged to a gang?	52
106	If you have ever belonged to a gang, did that gang have a name?	53
107	You are at a party at someone's house, and one of your friends offers you a drink containing alcohol. What would you say or do?	53
108	How often do you attend religious services or activities?	53
109	I think sometimes it's okay to cheat at school.	54
110	It is important to think before you act.	54
111	Sometimes I think that life is not worth it.	54
112	At times I think I am no good at all.	55
113	All in all, I am inclined to think that I am a failure.	55
114	In the past year, have you felt depressed or sad MOST days, even if you felt okay sometimes?	55
115	It is all right to beat up people if they start the fight.	56
116	I think it is okay to take something without asking if you can get away with it.	56

117	Where do you get the most information about living a drug and alcohol free life? Parents/guardians	56
118	Where do you get the most information about living a drug and alcohol free life? Friends	57
119	Where do you get the most information about living a drug and alcohol free life? Family members	57
120	Where do you get the most information about living a drug and alcohol free life? School	57
121	Where do you get the most information about living a drug and alcohol free life? Internet	58
122	Where do you get the most information about living a drug and alcohol free life? TV	58
123	Where do you get the most information about living a drug and alcohol free life? Social media	58
124	How much do you think people risk harming themselves (physically or in other ways) if they: smoked one or more packs of cigarettes per day?	59
125	How much do you think people risk harming themselves (physically or in other ways) if they: try marijuana once or twice?	59
126	How much do you think people risk harming themselves (physically or in other ways) if they: smoke marijuana once or twice a week?	59
127	How much do you think people risk harming themselves (physically or in other ways) if they: take one or two drinks of an alcoholic beverage (beer, wine, liquor) nearly every day?	60
128	How much do you think people risk harming themselves (physically or in other ways) if they: have five or more drinks of an alcoholic beverage once or twice a weekend?	60
129	How much do you think people risk harming themselves (physically or in other ways) if they: use prescription drugs that are not prescribed to them?	60
130	How much do you think people risk harming themselves (physically or in other ways) if they: use non-prescription drugs to get high?	61
131	How much do you think people risk harming themselves (physically or in other ways) if they: use e-cigarettes, e-cigars, or e-hookahs?	61
132	Have you ever used smokeless tobacco (chew, snuff, plug, dipping tobacco, or chewing tobacco)?	61
133	How often have you used smokeless tobacco during the past 30 days?	62
134	Have you ever smoked cigarettes?	62
135	How frequently have you smoked cigarettes during the past 30 days?	62
136	Which statement best describes rules about smoking inside your home or your family cars?	63
137	Have you ever used e-cigarettes, e-cigars, or e-hookahs?	63
138	How frequently have you used e-cigarettes, e-cigars, or e-hookahs?	64
139	During this school year, were you taught in any of your classes about the dangers of tobacco use?	64

140	During the past 12 months, have you participated in any community activities to discourage people your age from using cigarettes, chewing tobacco, snuff, dip or cigars, e-cigarettes, e-cigars, or e-hookahs?	64
141	Think back over the last two weeks. How many times have you had five or more alcoholic drinks in a row?	65
142	During the past 30 days, how many times did you ride in a car or other vehicle driven by someone who had been drinking alcohol or using drugs to get high?	65
143	During the past 30 days, how many times did you drive a car or other vehicle when you had been drinking alcohol or using drugs to get high?	65
144	If you drank alcohol (not just a sip or taste) in the past year, how did you usually get it?	66
145	If you drank alcohol (not just a sip or taste) in the past year, where did you usually drink it?	66
146	How do you feel about someone your age having one or two drinks of an alcoholic beverage nearly every day?	67
147	On how many occasions have you had alcoholic beverages (beer, wine or hard liquor) to drink in your lifetime - more than just a few sips?	67
148	On how many occasions have you drunk one or more drinks of an alcoholic beverage during the past 30 days?	67
149	On how many occasions have you used marijuana (grass, pot) or hashish (hash, hash oil) in your lifetime?	68
150	On how many occasions have you used marijuana (grass, pot) or hashish (hash, hash oil) during the past 30 days?	68
151	On how many occasions have you used LSD or other psychedelics in your lifetime?	68
152	On how many occasions have you used LSD or other psychedelics during the past 30 days?	69
153	On how many occasions have you used cocaine or crack in your lifetime?	69
154	On how many occasions have you used cocaine or crack during the past 30 days?	69
155	On how many occasions have you sniffed glue, breathed the contents of an aerosol spray can, or inhaled other gases or sprays, in order to get high in your lifetime?	70
156	On how many occasions have you sniffed glue, breathed the contents of an aerosol spray can, or inhaled other gases or sprays, in order to get high during the past 30 days?	70
157	On how many occasions have you used Daztrex in your lifetime?	71
158	On how many occasions have you used Daztrex during the past 30 days?	71
159	On how many occasions have you used synthetic marijuana (K2, spice) in your lifetime?	71

160	On how many occasions have you used synthetic marijuana (K2, spice) during the past 30 days?	72
161	On how many occasions have you used methamphetamines (meth, speed, crank, crystal meth) in your lifetime?	72
162	On how many occasions have you used methamphetamines (meth, speed, crank, crystal meth) in the past 30 days?	72
163	On how many occasions have you used other chemical products (bath salts, plant food, etc.) in your lifetime?	73
164	On how many occasions have you used other chemical products (bath salts, plant food, etc.) during the past 30 days?	73
165	On how many occasions have you used heroin or other opiates in your lifetime?	73
166	On how many occasions have you used heroin or other opiates during the past 30 days?	74
167	On how many occasions have you used MDMA ('X', 'E', or ecstasy) in your lifetime?	74
168	On how many occasions have you used MDMA ('X', 'E', or ecstasy) during the past 30 days?	74
169	On how many occasions have you taken prescription drugs (such as Valium, Xanax, Ritalin, Adderall, OxyContin, Darvocet, or sleeping pills) not prescribed to you in your lifetime?	75
170	On how many occasions have you taken prescription drugs (such as Valium, Xanax, Ritalin, Adderall, OxyContin, Darvocet, or sleeping pills) not prescribed to you during the past 30 days?	75
171	On how many occasions have you taken non-prescription medicines such as diet pills (for example, Dietac, Dexatrim or Prolamine), stay-awake pills (for example No-Doz, Vivarin, or Wake), or cough or cold medicines (robos, DXM, etc.) to get high in your lifetime?	76
172	On how many occasions have you taken non-prescription medicines such as diet pills (for example, Dietac, Dexatrim or Prolamine), stay-awake pills (for example No-Doz, Vivarin, or Wake), or cough or cold medicines (robos, DXM, etc.) to get high during the past 30 days?	76
173	On how many occasions have you been drunk or very high from drinking alcoholic beverages during the past 30 days?	77
174	On how many occasions have you drunk flavored alcoholic beverages, sometimes called 'alcopops' (like Mike's Hard Lemonade, Smirnoff Ice, Bacardi Breezers, etc.) in your lifetime?	77
175	On how many occasions have you drunk flavored alcoholic beverages, sometimes called 'alcopops' (like Mike's Hard Lemonade, Smirnoff Ice, Bacardi Breezers, etc.) during the past 30 days?	78
176	If you used prescription drugs or over the counter drugs without a doctor telling you to use it or for the purpose of getting high, where did you get these drugs? - Did not use	78

177	If you used prescription drugs or over the counter drugs without a doctor telling you to use it or for the purpose of getting high, where did you get these drugs? - Bought or took from store or shop	78
178	If you used prescription drugs or over the counter drugs without a doctor telling you to use it or for the purpose of getting high, where did you get these drugs? - Got from parents with permission	79
179	If you used prescription drugs or over the counter drugs without a doctor telling you to use it or for the purpose of getting high, where did you get these drugs? - Got from home without permission	79
180	If you used prescription drugs or over the counter drugs without a doctor telling you to use it or for the purpose of getting high, where did you get these drugs? - Got from relative with permission	79
181	If you used prescription drugs or over the counter drugs without a doctor telling you to use it or for the purpose of getting high, where did you get these drugs? - Got from relative without permission	79
182	If you used prescription drugs or over the counter drugs without a doctor telling you to use it or for the purpose of getting high, where did you get these drugs? - Got from friend's home with permission	80
183	If you used prescription drugs or over the counter drugs without a doctor telling you to use it or for the purpose of getting high, where did you get these drugs? - Got from friend's home without permission	80
184	If you used prescription drugs or over the counter drugs without a doctor telling you to use it or for the purpose of getting high, where did you get these drugs? - Got from friend at school	80
185	If you used prescription drugs or over the counter drugs without a doctor telling you to use it or for the purpose of getting high, where did you get these drugs? - Got from friend at party	80
186	If you used prescription drugs or over the counter drugs without a doctor telling you to use it or for the purpose of getting high, where did you get these drugs? - Got from friend, elsewhere	81
187	If you used prescription drugs or over the counter drugs without a doctor telling you to use it or for the purpose of getting high, where did you get these drugs? - Got from internet sale	81
188	During the last month, about how many marijuana cigarettes, or the equivalent, did you smoke a day, on the average?	81
189	How wrong do your friends feel it would be for YOU to: have one or two drinks of an alcoholic beverage nearly every day?	82
190	How wrong do your friends feel it would be for YOU to: smoke tobacco?	82
191	How wrong do your friends feel it would be for YOU to: smoke marijuana?	82
192	How wrong do your friends feel it would be for YOU to: use prescription drugs not prescribed to you?	83
193	How wrong would most adults (over 21) in your neighborhood think it is for kids your age: to use marijuana?	83

194	How wrong would most adults (over 21) in your neighborhood think it is for kids your age: to drink alcohol?	83
195	How wrong would most adults (over 21) in your neighborhood think it is for kids your age: to smoke cigarettes?	84
196	How much do each of the following statements describe your neighborhood? crime and/or drug selling	84
197	How much do each of the following statements describe your neighborhood? fights	84
198	How much do each of the following statements describe your neighborhood? lots of empty or abandoned buildings	85
199	How much do each of the following statements describe your neighborhood? lots of graffiti	85
200	I feel safe in my neighborhood.	85
201	If a kid smoked marijuana in your neighborhood would he or she be caught by the police?	86
202	If a kid drank some beer, wine or hard liquor (for example, vodka, whiskey, or gin) in your neighborhood would he or she be caught by the police?	86
203	If a kid carried a handgun in your neighborhood would he or she be caught by the police?	86
204	If you wanted to get some cigarettes, how easy would it be for you to get some?	87
205	If you wanted to get some beer, wine or hard liquor (for example, vodka, whiskey, or gin), how easy would it be for you to get some?	87
206	If you wanted to get a drug like cocaine, LSD, or amphetamines, how easy would it be for you to get some?	87
207	If you wanted to get a handgun, how easy would it be for you to get one?	88
208	If you wanted to get some marijuana, how easy would it be for you to get some?	88
209	If you wanted to get prescription drugs for the purpose of getting high, how easy would it be for you to get some?	88
210	If you wanted to get synthetic marijuana such as K2 or chemical products such as bath salts to get high, how easy would it be for you to get some?	89
211	If you wanted to get steroids to use or to enhance athletic performance, how easy would it be for you to get some?	89
212	If you wanted to get e-cigarettes, e-cigars, or e-hookahs, how easy would it be for you to get some?	89
213	During the past 12 months, have you participated in any alcohol prevention programs or seen any alcohol prevention messages in your school or community? Yes, a school-based program focused on preventing underage drinking and/or drinking and driving.	90

214	During the past 12 months, have you participated in any alcohol prevention programs or seen any alcohol prevention messages in your school or community? Yes, a community-based program focused on preventing underage drinking and/or drinking and driving (for example, through your church or temple or through youth groups like Boys and Girls Club or 4-H).	90
215	During the past 12 months, have you participated in any alcohol prevention programs or seen any alcohol prevention messages in your school or community? Yes, a media campaign addressing underage drinking and/or drinking and driving (for example, newspaper ads, posters, pamphlets, radio, TV).	90
216	During the past 12 months, have you participated in any alcohol prevention programs or seen any alcohol prevention messages in your school or community? No	90
217	How wrong do your parents feel it would be for YOU to: have one or two drinks of an alcoholic beverage nearly every day?	91
218	How wrong do your parents feel it would be for YOU to: smoke tobacco?	91
219	How wrong do your parents feel it would be for YOU to: smoke marijuana?	91
220	How wrong do your parents feel it would be for YOU to: use prescription drugs not prescribed to you?	92
221	How wrong do your parents feel it would be for YOU to: steal something worth more than \$5?	92
222	How wrong do your parents feel it would be for YOU to: draw graffiti, write things, or draw pictures on buildings or other property (without the owner's permission)?	92
223	How wrong do your parents feel it would be for YOU to: pick a fight with someone?	93
224	During the past 12 months, have you talked with at least one of your parents about the dangers of underage drinking and/or drinking and driving? By parents, we mean either your biological parents, adoptive parents, stepparents, or adult guardians - whether or not they live with you.	93
225	The rules in my family are clear.	93
226	People in my family have serious arguments about the same things, and often insult or yell at each other.	94
227	When I am not at home, one of my parents knows where I am and who I am with.	94
228	My family has clear rules about alcohol and drug use.	94
229	If you skipped school would you be caught by your parents?	95
230	My parents ask if I've gotten my homework done.	95
231	Would your parents know if you did not come home on time?	95
232	Do you know how to properly dispose of leftover prescription drugs?	96

233	Have any of your brothers or sisters ever: drunk beer, wine or hard liquor (for example, vodka, whiskey or gin)?	96
234	Have any of your brothers or sisters ever: smoked marijuana?	96
235	Have any of your brothers or sisters ever: smoked cigarettes?	96
236	Have any of your brothers or sisters ever: taken a handgun to school? .	97
237	Have any of your brothers or sisters ever: been suspended or expelled from school?	97
238	Have any of your brothers or sisters ever: used e-cigarettes, e-cigars or e-hookahs?	97
239	Have any of your brothers or sisters ever: used prescription drugs not prescribed to him/her?	97
240	Have you changed homes in the past year (the last 12 months)? . .	98
241	How many times have you changed homes since kindergarten? . . .	98
242	Have you changed schools (including changing from elementary to middle and middle to high school) in the past year?	98
243	How many times have you changed schools since kindergarten (including changing from elementary to middle and middle to high school)?	99
244	Has anyone in your family ever had severe alcohol or drug problems? .	99
245	About how many adults (over 21) have you known personally who in the past year have: used marijuana, crack, cocaine, or other drugs? .	99
246	About how many adults (over 21) have you known personally who in the past year have: sold or dealt drugs?	100
247	About how many adults (over 21) have you known personally who in the past year have: done other things that could get them in trouble with the police, like stealing, selling stolen goods, mugging or assaulting others, etc.?	100
248	About how many adults (over 21) have you known personally who in the past year have: gotten drunk or high?	100
249	Have you seen or heard information about underage drinking in the past 12 months from the following sources? Radio	101
250	Have you seen or heard information about underage drinking in the past 12 months from the following sources? TV.	101
251	Have you seen or heard information about underage drinking in the past 12 months from the following sources? Print. This includes information on underage drinking you may have seen in the newspaper, on a billboard, in pamphlets, on stickers, etc.	101
252	Have you seen or heard information about underage drinking in the past 12 months from the following sources? Website or social media? (Facebook, Myspace, website, etc.)	101
253	The next questions ask about your opinions of the information you saw or heard. If you have seen or heard more than one ad, please think about your favorite ad when answering these questions. The information about underage drinking that I saw or heard was convincing.	102

254	The next questions ask about your opinions of the information you saw or heard. If you have seen or heard more than one ad, please think about your favorite ad when answering these questions. The information about underage drinking that I saw or heard grabbed my attention.	102
255	The next questions ask about your opinions of the information you saw or heard. If you have seen or heard more than one ad, please think about your favorite ad when answering these questions. The information about underage drinking that I saw or heard said something important to me.	102
256	The next questions ask about your opinions of the information you saw or heard. If you have seen or heard more than one ad, please think about your favorite ad when answering these questions. Seeing or hearing this information about underage drinking made me want to stop or decrease my drinking.	103
257	How honest were you in filling out this survey?	103

List of Figures

1	Grade Chart	12
2	Gender Chart	13
3	Age Chart	14
4	Ethnic Origin Chart	15

1 INTRODUCTION

This report was generated from data collected on the *2016 Arkansas Prevention Needs Assessment Student Survey*. This report contains basic frequency tables of all data collected and graphs on the selected demographic variables of grade, gender, age and ethnic origin. The graph on ethnic origin is represented as a bar chart rather than as a pie chart. This is because students were allowed to mark more than one response for ethnic origin as opposed to being allowed to mark only one response. The bars represent the percent of students who marked each of the ethnic categories.

Questions regarding the information found in this report can be directed to:

International Survey Associates dba Pride Surveys

Mr. Jay Gleaton

2140 Newmarket Parkway

Suite 116

Marietta, GA 30067

Telephone: (800) 279-6361

Fax: (770) 726-9327

Website: <http://www.pridesurveys.com>

Grade Chart

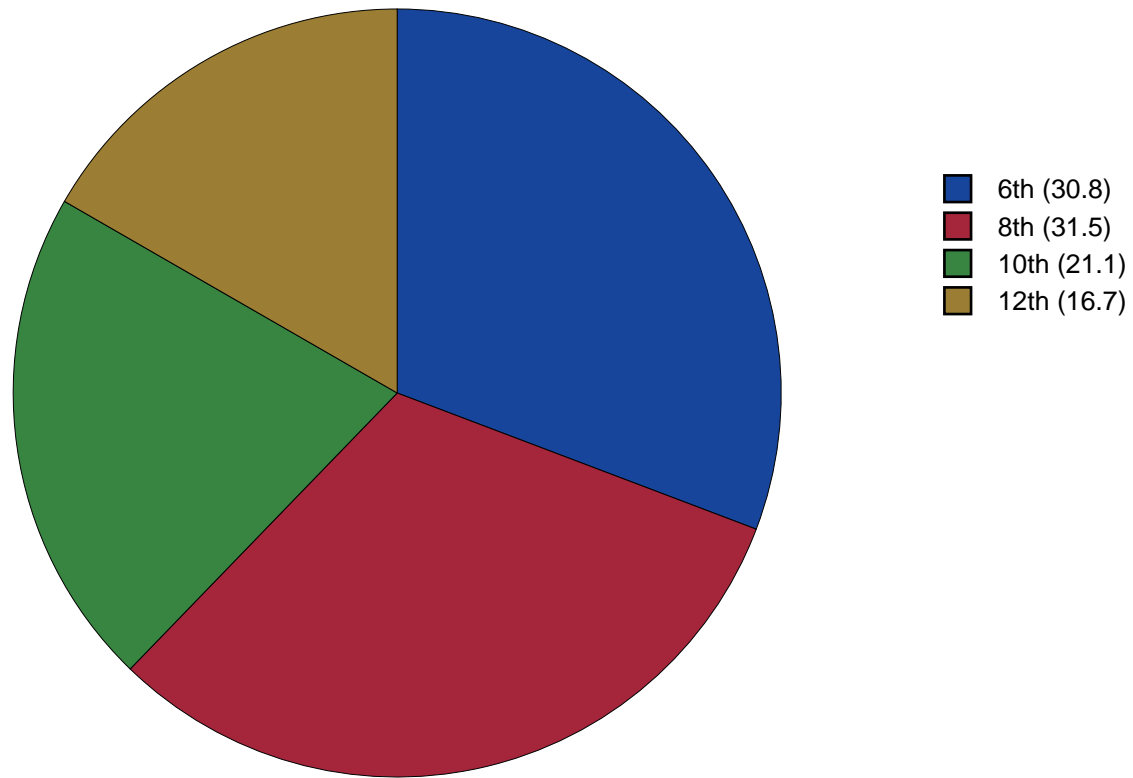


Figure 1: Grade Chart

Gender Chart

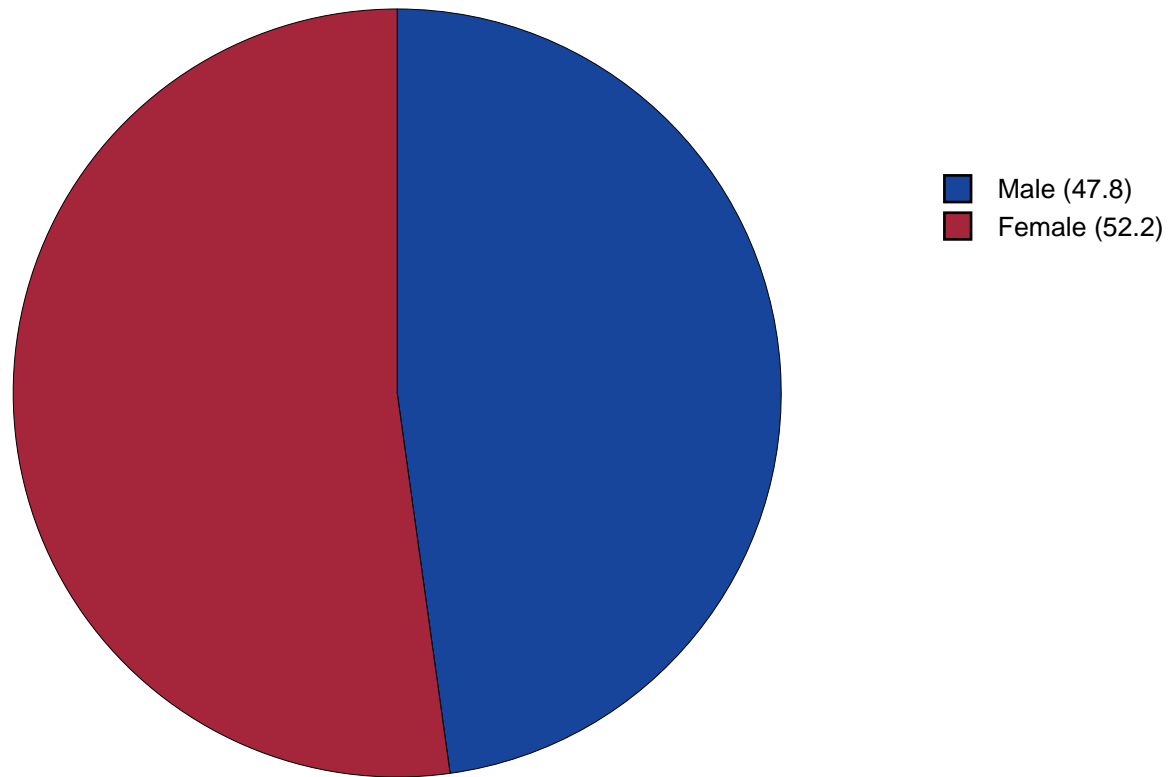


Figure 2: Gender Chart

Age Chart

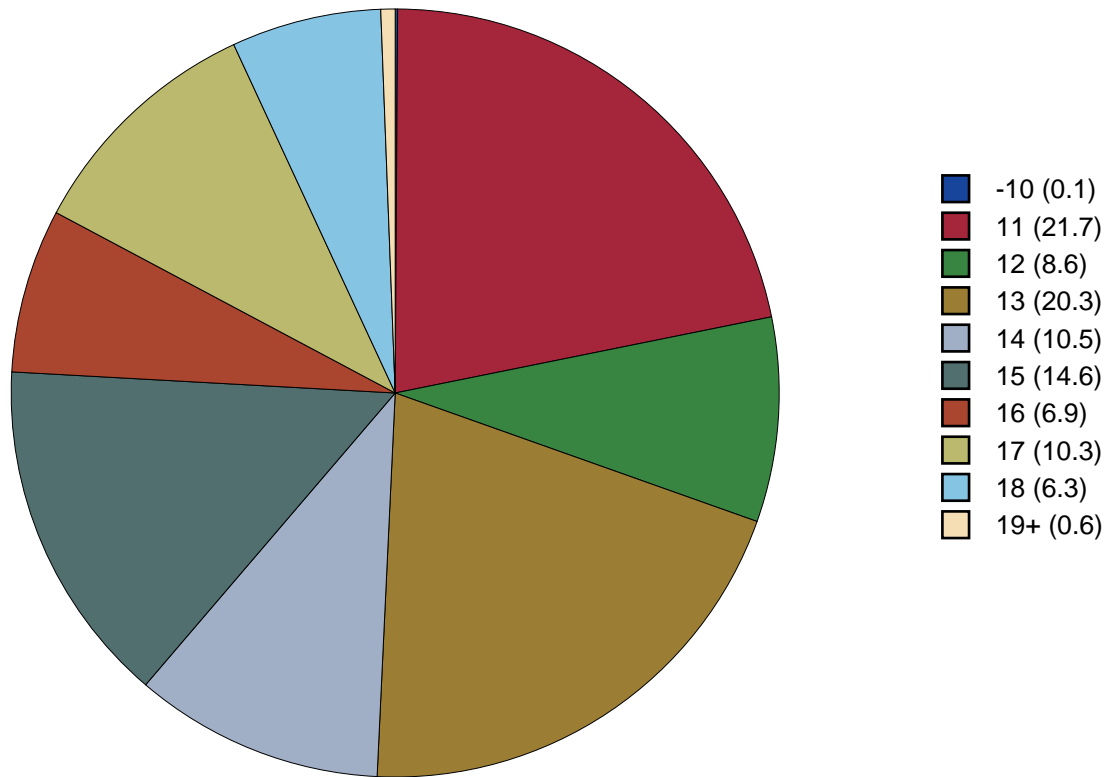


Figure 3: Age Chart

Ethnic Origin Chart

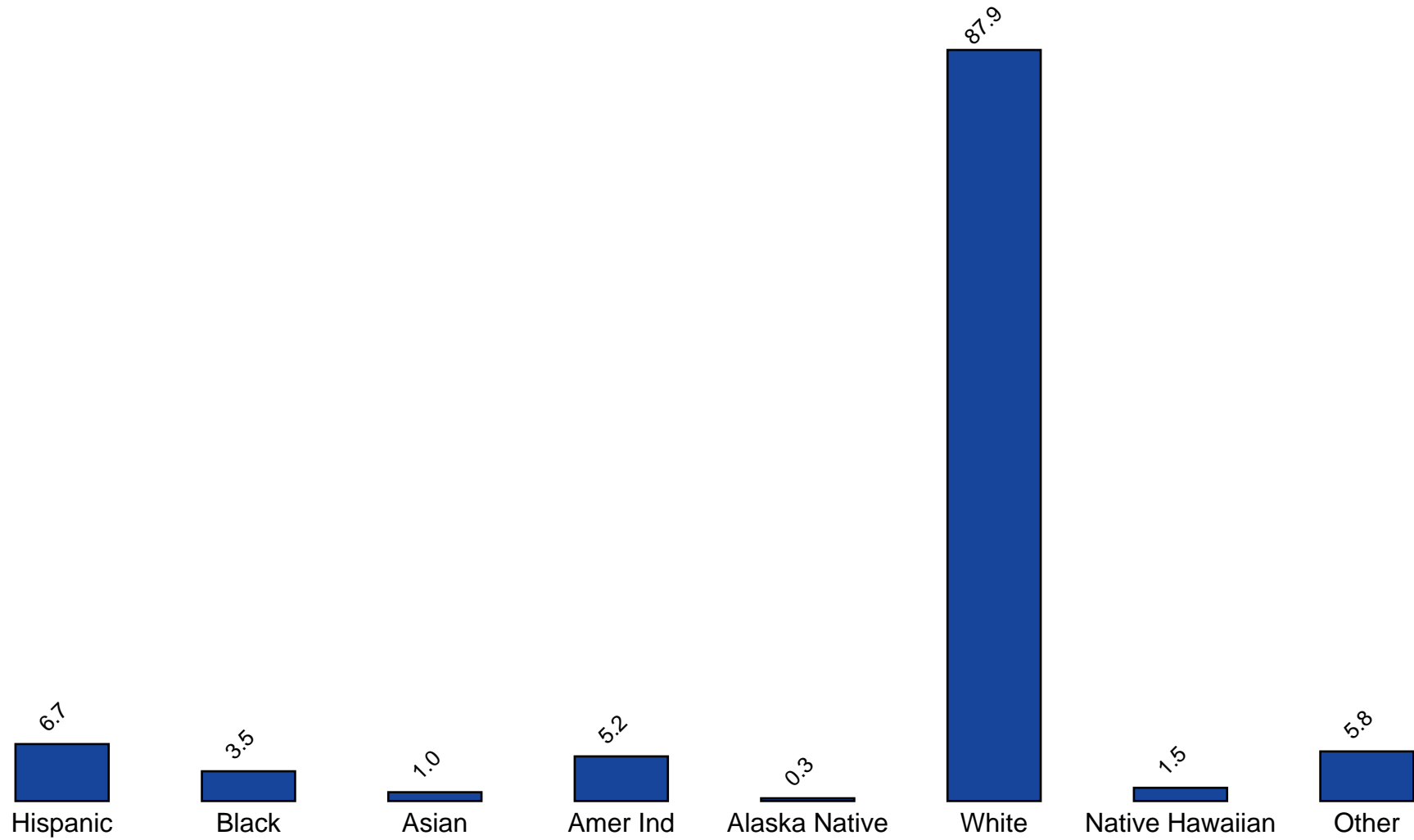


Figure 4: Ethnic Origin Chart

2 PERCENTAGE TABLES

The following tables contain frequency distribution detailing how your students responded to each question on the survey. The tables appear in the same order as the questions on the survey. The tables include breakdowns by grade level as well as overall percentages. The *N of Valid* row is a frequency count of the number of valid responses to each question for each grade and overall. The *N of Miss* row is a frequency count of the number of invalid (marked more than one response) or missing (i.e. did not respond) responses to each question for each grade and overall.

For the questions that allowed more than one response (i.e. race, live with, etc.) each response becomes a separate table. If a student did not mark the response, that was counted as a NO response, and if they did mark the response, that was counted as a YES response. Since a non response is a valid response for these questions, the *N of Miss* will always be zero for these questions.

Table 1: Sex



Response	6	8	10	12	Total	
Male	50.8	47.6	45.3	45.3	47.8	
Female	49.2	52.4	54.7	54.7	52.2	
N of Valid	474	485	322	258	1539	
N of Miss	3	3	5	1	12	

Table 2: Age











Response	6	8	10	12	Total	
10 or younger	0.2	0.0	0.0	0.0	0.1	
11	70.5	0.0	0.0	0.0	21.7	
12	27.8	0.2	0.0	0.0	8.6	
13	1.5	63.2	0.0	0.0	20.3	
14	0.0	33.5	0.0	0.0	10.5	
15	0.0	3.1	64.7	0.0	14.6	
16	0.0	0.0	32.5	0.4	6.9	
17	0.0	0.0	2.5	58.5	10.3	
18	0.0	0.0	0.3	37.2	6.3	
19 or older	0.0	0.0	0.0	3.9	0.6	
N of Valid	475	484	326	258	1543	
N of Miss	2	4	1	1	8	

Table 3: Are you Hispanic or Latino?



Response	6	8	10	12	Total	
No	94.1	92.1	93.8	93.7	93.3	
Yes	5.9	7.9	6.2	6.3	6.7	
N of Valid	422	470	324	255	1471	
N of Miss	55	18	3	4	80	

Table 4: What is your race? Black or African American

Response	6	8	10	12	Total	
No	96.4	96.5	97.9	95.0	96.5	
Yes	3.6	3.5	2.1	5.0	3.5	
N of Valid	477	488	327	259	1551	
N of Miss	0	0	0	0	0	

Table 5: What is your race? Asian

Response	6	8	10	12	Total	
No	99.4	98.8	98.8	98.8	99.0	
Yes	0.6	1.2	1.2	1.2	1.0	
N of Valid	477	488	327	259	1551	
N of Miss	0	0	0	0	0	

Table 6: What is your race? American Indian

Response	6	8	10	12	Total	
No	91.0	95.5	96.3	98.5	94.8	
Yes	9.0	4.5	3.7	1.5	5.2	
N of Valid	477	488	327	259	1551	
N of Miss	0	0	0	0	0	

Table 7: What is your race? Alaska Native

Response	6	8	10	12	Total	
No	100.0	99.4	99.4	100.0	99.7	
Yes	0.0	0.6	0.6	0.0	0.3	
N of Valid	477	488	327	259	1551	
N of Miss	0	0	0	0	0	

Table 8: What is your race? White



Response	6	8	10	12	Total	
No	17.4	12.1	7.0	8.9	12.1	
Yes	82.6	87.9	93.0	91.1	87.9	
N of Valid	477	488	327	259	1551	
N of Miss	0	0	0	0	0	

Table 9: What is your race? Native Hawaiian or Other Pacific Islander



Response	6	8	10	12	Total	
No	97.9	98.4	99.1	98.8	98.5	
Yes	2.1	1.6	0.9	1.2	1.5	
N of Valid	477	488	327	259	1551	
N of Miss	0	0	0	0	0	

Table 10: What is your race? Other



Response	6	8	10	12	Total	
No	91.0	94.3	96.3	97.3	94.2	
Yes	9.0	5.7	3.7	2.7	5.8	
N of Valid	477	488	327	259	1551	
N of Miss	0	0	0	0	0	

Table 11: What is the highest level of schooling completed by your mother or father?









Response	6	8	10	12	Total	
Completed grade school or less	2.0	1.7	2.2	1.9	1.9	
Some high school	3.3	3.4	13.4	17.5	7.9	
Completed high school	9.4	15.7	14.7	21.0	14.5	
Some college	10.3	14.3	14.1	20.2	14.0	
Completed college	23.7	27.3	23.1	19.5	24.0	
Graduate or professional school after college	8.5	11.5	13.8	9.7	10.8	
Don't know	40.6	24.3	14.1	8.9	24.4	
Does not apply	2.2	1.9	4.7	1.2	2.5	
N of Valid	448	477	320	257	1502	
N of Miss	29	11	7	2	49	

Table 12: Think of where you live most of the time. Which of the following people live there with you? Mother



Response	6	8	10	12	Total	
No	18.7	15.6	17.1	22.4	18.0	
Yes	81.3	84.4	82.9	77.6	82.0	
N of Valid	477	488	327	259	1551	
N of Miss	0	0	0	0	0	

Table 13: Think of where you live most of the time. Which of the following people live there with you? Stepmother



Response	6	8	10	12	Total	
No	91.8	90.6	93.3	91.9	91.7	
Yes	8.2	9.4	6.7	8.1	8.3	
N of Valid	477	488	327	259	1551	
N of Miss	0	0	0	0	0	

Table 14: Think of where you live most of the time. Which of the following people live there with you? Foster Mother



Response	6	8	10	12	Total	
No	98.5	99.4	99.4	99.6	99.2	
Yes	1.5	0.6	0.6	0.4	0.8	
N of Valid	477	488	327	259	1551	
N of Miss	0	0	0	0	0	

Table 15: Think of where you live most of the time. Which of the following people live there with you? Grandmother



Response	6	8	10	12	Total	
No	86.2	90.6	91.4	90.3	89.4	
Yes	13.8	9.4	8.6	9.7	10.6	
N of Valid	477	488	327	259	1551	
N of Miss	0	0	0	0	0	

Table 16: Think of where you live most of the time. Which of the following people live there with you? Aunt



Response	6	8	10	12	Total	
No	92.9	98.0	97.6	96.1	96.0	
Yes	7.1	2.0	2.4	3.9	4.0	
N of Valid	477	488	327	259	1551	
N of Miss	0	0	0	0	0	

Table 17: Think of where you live most of the time. Which of the following people live there with you? Father



Response	6	8	10	12	Total	
No	38.8	40.4	45.3	49.4	42.4	
Yes	61.2	59.6	54.7	50.6	57.6	
N of Valid	477	488	327	259	1551	
N of Miss	0	0	0	0	0	

Table 18: Think of where you live most of the time. Which of the following people live there with you? Stepfather



Response	6	8	10	12	Total	
No	82.8	77.7	80.7	79.2	80.1	
Yes	17.2	22.3	19.3	20.8	19.9	
N of Valid	477	488	327	259	1551	
N of Miss	0	0	0	0	0	

Table 19: Think of where you live most of the time. Which of the following people live there with you? Foster Father



Response	6	8	10	12	Total	
No	98.3	99.6	99.7	100.0	99.3	
Yes	1.7	0.4	0.3	0.0	0.7	
N of Valid	477	488	327	259	1551	
N of Miss	0	0	0	0	0	

Table 20: Think of where you live most of the time. Which of the following people live there with you? Grandfather



Response	6	8	10	12	Total	
No	91.2	92.0	93.9	92.3	92.2	
Yes	8.8	8.0	6.1	7.7	7.8	
N of Valid	477	488	327	259	1551	
N of Miss	0	0	0	0	0	

Table 21: Think of where you live most of the time. Which of the following people live there with you? Uncle



Response	6	8	10	12	Total	
No	94.5	98.2	98.2	95.8	96.6	
Yes	5.5	1.8	1.8	4.2	3.4	
N of Valid	477	488	327	259	1551	
N of Miss	0	0	0	0	0	

Table 22: Think of where you live most of the time. Which of the following people live there with you? Other Adults



Response	6	8	10	12	Total	
No	97.1	97.7	98.2	96.1	97.4	
Yes	2.9	2.3	1.8	3.9	2.6	
N of Valid	477	488	327	259	1551	
N of Miss	0	0	0	0	0	

Table 23: Think of where you live most of the time. Which of the following people live there with you? Brother(s)



Response	6	8	10	12	Total	
No	52.0	55.7	58.7	68.3	57.3	
Yes	48.0	44.3	41.3	31.7	42.7	
N of Valid	477	488	327	259	1551	
N of Miss	0	0	0	0	0	

Table 24: Think of where you live most of the time. Which of the following people live there with you? Stepbrother(s)



Response	6	8	10	12	Total	
No	93.9	91.4	93.6	93.1	92.9	
Yes	6.1	8.6	6.4	6.9	7.1	
N of Valid	477	488	327	259	1551	
N of Miss	0	0	0	0	0	

Table 25: Think of where you live most of the time. Which of the following people live there with you? Sister(s)



Response	6	8	10	12	Total	
No	50.1	56.4	58.7	58.3	55.3	
Yes	49.9	43.6	41.3	41.7	44.7	
N of Valid	477	488	327	259	1551	
N of Miss	0	0	0	0	0	

Table 26: Think of where you live most of the time. Which of the following people live there with you? Stepsister(s)



Response	6	8	10	12	Total	
No	93.1	92.8	94.8	95.0	93.7	
Yes	6.9	7.2	5.2	5.0	6.3	
N of Valid	477	488	327	259	1551	
N of Miss	0	0	0	0	0	

Table 27: Think of where you live most of the time. Which of the following people live there with you? Other Children



Response	6	8	10	12	Total	
No	92.9	94.9	96.6	95.0	94.6	
Yes	7.1	5.1	3.4	5.0	5.4	
N of Valid	477	488	327	259	1551	
N of Miss	0	0	0	0	0	

Table 28: In my school, students have lots of chances to help decide things like class activities and rules.





Response	6	8	10	12	Total	
NO!	13.8	10.1	10.3	13.9	11.9	
no	44.3	34.0	26.3	28.2	34.6	
yes	35.3	47.4	50.2	44.4	43.8	
YES!	6.7	8.5	13.2	13.5	9.8	
N of Valid	465	485	319	259	1528	
N of Miss	12	3	8	0	23	

Table 29: Teachers ask me to work on special classroom projects.





Response	6	8	10	12	Total	
NO!	8.0	8.9	6.6	8.1	8.0	
no	33.2	37.8	41.1	40.5	37.5	
yes	45.3	44.4	42.9	40.5	43.7	
YES!	13.6	8.9	9.4	10.8	10.8	
N of Valid	464	482	319	259	1524	
N of Miss	13	6	8	0	27	

Table 30: My teacher(s) notices when I am doing a good job and lets me know about it.

Response	6	8	10	12	Total
NO!	3.6	9.2	6.9	9.7	7.1
no	18.4	26.5	31.5	26.7	25.1
yes	50.0	46.2	47.6	47.3	47.9
YES!	28.0	18.1	13.9	16.3	20.0
N of Valid	468	480	317	258	1523
N of Miss	9	8	10	1	28

Table 31: There are lots of chances for students in my school to get involved in sports, clubs, and other school activities outside of class.

Response	6	8	10	12	Total
NO!	2.1	2.3	2.2	2.3	2.2
no	7.2	5.0	3.8	6.6	5.7
yes	35.9	35.1	37.1	46.7	37.7
YES!	54.8	57.7	56.9	44.4	54.4
N of Valid	471	482	318	257	1528
N of Miss	6	6	9	2	23

Table 32: There are lots of chances for students in my school to talk with a teacher one-on-one.

Response	6	8	10	12	Total
NO!	4.8	4.0	3.2	5.1	4.2
no	12.3	22.7	20.6	16.4	18.0
yes	43.0	48.0	52.2	52.7	48.2
YES!	40.0	25.4	24.1	25.8	29.6
N of Valid	463	481	316	256	1516
N of Miss	14	7	11	3	35

Table 33: I feel safe at my school.





Response	6	8	10	12	Total	
NO!	2.1	3.2	3.5	8.2	3.8	
no	6.6	9.7	11.4	12.5	9.6	
yes	40.1	49.6	63.2	54.1	50.2	
YES!	51.2	37.6	21.9	25.3	36.5	
N of Valid	471	474	315	257	1517	
N of Miss	6	14	12	2	34	

Table 34: The school lets my parents know when I have done something well.





Response	6	8	10	12	Total	
NO!	11.0	22.8	16.5	23.6	18.0	
no	32.9	39.7	58.1	45.7	42.5	
yes	39.8	29.2	21.0	23.6	29.8	
YES!	16.3	8.4	4.4	7.0	9.8	
N of Valid	465	479	315	258	1517	
N of Miss	12	9	12	1	34	

Table 35: My teachers praise me when I work hard in school.





Response	6	8	10	12	Total	
NO!	13.4	18.5	15.1	15.6	15.7	
no	32.2	43.9	46.8	40.1	40.3	
yes	41.0	30.5	32.1	35.0	34.8	
YES!	13.4	7.1	6.1	9.3	9.2	
N of Valid	454	476	312	257	1499	
N of Miss	23	12	15	2	52	

Table 36: Are your school grades better than the grades of most students in your class?

Response	6	8	10	12	Total	
NO!	11.1	6.1	6.0	5.8	7.6	
no	33.0	27.6	26.0	28.0	29.0	
yes	45.6	52.4	53.7	48.6	49.9	
YES!	10.4	13.9	14.3	17.5	13.5	
N of Valid	461	475	315	257	1508	
N of Miss	16	13	12	2	43	

Table 37: I have lots of chances to be part of class discussions or activities.

Response	6	8	10	12	Total	
NO!	4.8	2.9	2.2	5.4	3.8	
no	11.7	15.7	15.2	18.2	14.8	
yes	46.2	56.3	63.3	55.8	54.6	
YES!	37.4	25.1	19.3	20.5	26.9	
N of Valid	463	478	316	258	1515	
N of Miss	14	10	11	1	36	

Table 38: Now thinking back over the past year in school, how often did you: enjoy being in school?

Response	6	8	10	12	Total	
Never	5.3	8.6	8.8	13.4	8.4	
Seldom	11.9	13.8	16.0	19.4	14.6	
Sometimes	29.8	36.6	38.1	36.0	34.7	
Often	28.9	27.4	26.1	22.5	26.8	
Almost always	24.0	13.6	11.0	8.7	15.5	
N of Valid	470	486	318	253	1527	
N of Miss	7	2	9	6	24	

Table 39: Now thinking back over the past year in school, how often did you: hate being in school?






Response	6	8	10	12	Total	
Never	14.8	9.8	4.8	4.8	9.5	
Seldom	36.9	26.0	23.5	17.5	27.4	
Sometimes	26.2	34.2	34.9	36.5	32.3	
Often	12.7	17.3	22.5	25.4	18.3	
Almost always	9.4	12.7	14.3	15.9	12.6	
N of Valid	466	480	315	252	1513	
N of Miss	11	8	12	7	38	

Table 40: Now thinking back over the past year in school, how often did you: try to do your best work in school?






Response	6	8	10	12	Total	
Never	0.4	0.8	1.3	0.4	0.7	
Seldom	0.0	2.1	1.3	2.8	1.4	
Sometimes	5.0	7.7	10.9	19.0	9.4	
Often	14.7	25.0	35.8	31.6	25.2	
Almost always	80.0	64.4	50.8	46.2	63.3	
N of Valid	464	480	313	253	1510	
N of Miss	13	8	14	6	41	

Table 41: How often do you feel that the school work you are assigned is meaningful and important?






Response	6	8	10	12	Total	
Never	5.0	6.5	7.3	8.3	6.5	
Seldom	8.4	18.5	21.8	25.6	17.3	
Sometimes	18.5	31.5	35.1	34.3	28.7	
Often	36.2	27.9	27.2	19.3	28.9	
Almost always	31.9	15.6	8.5	12.6	18.6	
N of Valid	464	480	316	254	1514	
N of Miss	13	8	11	5	37	

Table 42: Putting them all together, what were your grades like last year?






Response	6	8	10	12	Total	
Mostly F's	0.7	0.2	1.0	0.0	0.5	
Mostly D's	2.1	2.8	2.6	1.2	2.3	
Mostly C's	12.4	14.6	9.5	13.5	12.7	
Mostly B's	32.9	38.0	40.3	44.4	38.1	
Mostly A's	52.0	44.4	46.6	40.9	46.5	
N of Valid	435	466	305	252	1458	
N of Miss	42	22	22	7	93	

Table 43: How important do you think the things you are learning in school are going to be for your later life?






Response	6	8	10	12	Total	
Very important	50.2	26.8	11.3	15.0	28.8	
Quite important	27.5	24.7	22.9	18.9	24.2	
Fairly important	13.3	31.0	37.3	34.3	27.4	
Slightly important	7.8	13.7	22.9	24.8	15.7	
Not at all important	1.1	3.7	5.6	7.1	3.9	
N of Valid	472	481	319	254	1526	
N of Miss	5	7	8	5	25	

Table 44: Do your parents care about your skipping or cutting school?



Response	6	8	10	12	Total	
Yes	95.5	96.5	95.0	90.9	94.9	
No	4.5	3.5	5.0	9.1	5.1	
N of Valid	466	479	319	254	1518	
N of Miss	11	9	8	5	33	

Table 45: During the LAST FOUR WEEKS how many whole days of school have you missed because you skipped or 'cut'?


Response	6	8	10	12	Total	
None	71.5	82.9	78.7	70.2	76.4	
1	11.6	7.0	8.8	9.0	9.1	
2	6.2	3.1	4.4	8.2	5.2	
3	5.4	2.1	2.5	5.5	3.7	
4-5	3.4	3.7	3.1	4.7	3.7	
6-10	1.1	0.8	1.3	0.8	1.0	
11 or more	0.9	0.4	1.3	1.6	0.9	
N of Valid	467	485	319	255	1526	
N of Miss	10	3	8	4	25	

Table 46: What are the chances you would be seen as cool if you: smoked cigarettes?


Response	6	8	10	12	Total	
No or very little chance	93.7	79.5	71.1	61.4	79.1	
Little chance	3.7	11.3	14.2	21.1	11.2	
Some chance	1.3	6.5	9.1	11.2	6.2	
Pretty good chance	0.9	1.9	3.1	4.4	2.3	
Very good chance	0.4	0.8	2.5	2.0	1.3	
N of Valid	462	478	318	251	1509	
N of Miss	15	10	9	8	42	

Table 47: What are the chances you would be seen as cool if you: worked hard at school?

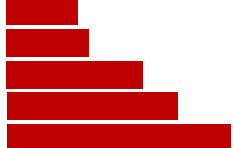
Response	6	8	10	12	Total	
No or very little chance	4.1	11.9	9.1	13.1	9.1	
Little chance	4.7	11.5	15.7	15.9	11.0	
Some chance	12.0	20.3	25.1	27.0	19.9	
Pretty good chance	28.5	26.8	24.1	19.8	25.6	
Very good chance	50.6	29.4	26.0	24.2	34.3	
N of Valid	466	477	319	252	1514	
N of Miss	11	11	8	7	37	

Table 48: What are the chances you would be seen as cool if you: began drinking alcoholic beverages regularly, that is, at least once or twice a month?


Response	6	8	10	12	Total	
No or very little chance	92.8	75.9	53.3	47.4	71.6	
Little chance	4.3	12.0	15.1	14.6	10.8	
Some chance	1.3	6.6	14.8	12.6	7.7	
Pretty good chance	0.4	3.5	10.4	17.0	6.3	
Very good chance	1.1	1.9	6.3	8.3	3.6	
N of Valid	460	482	317	253	1512	
N of Miss	17	6	10	6	39	

Table 49: What are the chances you would be seen as cool if you: defended someone who was being bullied?

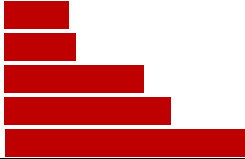
Response	6	8	10	12	Total	
No or very little chance	5.8	8.7	6.3	12.6	8.0	
Little chance	5.2	11.2	12.0	9.1	9.2	
Some chance	12.1	21.2	26.5	26.5	20.4	
Pretty good chance	21.6	22.7	28.7	30.0	24.9	
Very good chance	55.2	36.2	26.5	21.7	37.5	
N of Valid	462	481	317	253	1513	
N of Miss	15	7	10	6	38	

Table 50: What are the chances you would be seen as cool if you: smoked marijuana?


Response	6	8	10	12	Total	
No or very little chance	94.6	76.6	58.8	48.2	73.6	
Little chance	2.2	10.8	12.9	16.2	9.5	
Some chance	1.3	5.6	11.9	11.9	6.7	
Pretty good chance	0.9	4.6	6.6	11.9	5.1	
Very good chance	1.1	2.5	9.7	11.9	5.2	
N of Valid	461	482	318	253	1514	
N of Miss	16	6	9	6	37	

Table 51: What are the chances you would be seen as cool if you: carried a handgun?






Response	6	8	10	12	Total	
No or very little chance	85.3	78.0	72.5	69.4	77.6	
Little chance	7.0	11.0	13.9	13.5	10.8	
Some chance	4.4	4.8	9.2	10.3	6.5	
Pretty good chance	1.1	3.1	1.3	4.4	2.3	
Very good chance	2.2	3.1	3.2	2.4	2.7	
N of Valid	457	481	316	252	1506	
N of Miss	20	7	11	7	45	

Table 52: What are the chances you would be seen as cool if you: used e-cigarettes, e-cigars or e-hookahs?






Response	6	8	10	12	Total	
No or very little chance	94.3	77.4	66.1	58.3	77.0	
Little chance	1.5	10.4	9.5	16.7	8.5	
Some chance	2.0	5.8	8.5	12.3	6.3	
Pretty good chance	0.7	2.7	7.6	6.3	3.7	
Very good chance	1.5	3.7	8.2	6.3	4.4	
N of Valid	458	483	316	252	1509	
N of Miss	19	5	11	7	42	

Table 53: What are the chances you would be seen as cool if you: bullied someone or cyber bullied someone?






Response	6	8	10	12	Total	
No or very little chance	90.1	80.6	75.6	72.3	81.1	
Little chance	4.9	11.2	12.0	14.6	10.0	
Some chance	1.9	5.2	7.9	7.9	5.2	
Pretty good chance	1.1	1.7	2.2	3.6	1.9	
Very good chance	1.9	1.2	2.2	1.6	1.7	
N of Valid	466	480	316	253	1515	
N of Miss	11	8	11	6	36	

Table 54: Think of your four best friends (the friends you feel closest to). In the past year (12 months), how many of your best friends have: participated in clubs, organizations or activities at school?






Response	6	8	10	12	Total	
0	16.5	8.8	7.3	13.7	11.7	
1	12.4	10.5	9.9	12.1	11.2	
2	16.3	20.2	15.9	15.3	17.3	
3	17.8	15.1	15.3	17.3	16.3	
4	37.1	45.4	51.6	41.5	43.5	
N of Valid	461	476	314	248	1499	
N of Miss	16	12	13	11	52	

Table 55: Think of your four best friends (the friends you feel closest to). In the past year (12 months), how many of your best friends have: smoked cigarettes?






Response	6	8	10	12	Total	
0	94.3	82.4	71.0	52.8	78.7	
1	3.3	10.1	14.3	24.0	11.3	
2	0.4	4.1	8.0	8.8	4.6	
3	1.3	1.7	2.5	5.2	2.3	
4	0.7	1.7	4.1	9.2	3.1	
N of Valid	455	483	314	250	1502	
N of Miss	22	5	13	9	49	

Table 56: Think of your four best friends (the friends you feel closest to). In the past year (12 months), how many of your best friends have: tried beer, wine or hard liquor (for example, vodka, whiskey, or gin) when their parents didn't know about it?






Response	6	8	10	12	Total	
0	91.7	73.5	40.8	36.5	66.1	
1	6.1	12.2	19.0	16.5	12.5	
2	1.1	5.6	15.2	17.3	8.2	
3	0.4	3.9	9.8	11.6	5.4	
4	0.7	4.8	15.2	18.1	7.9	
N of Valid	458	483	316	249	1506	
N of Miss	19	5	11	10	45	

Table 57: Think of your four best friends (the friends you feel closest to). In the past year (12 months), how many of your best friends have: used e-cigarettes, e-cigars, or e-hookahs?






Response	6	8	10	12	Total	
0	97.4	84.0	69.5	64.7	81.8	
1	1.3	6.8	12.1	12.9	7.3	
2	0.2	5.0	7.3	8.8	4.7	
3	0.4	1.5	3.8	4.8	2.2	
4	0.7	2.7	7.3	8.8	4.1	
N of Valid	455	482	315	249	1501	
N of Miss	22	6	12	10	50	

Table 58: Think of your four best friends (the friends you feel closest to). In the past year (12 months), how many of your best friends have: used marijuana?






Response	6	8	10	12	Total	
0	98.0	87.1	67.4	56.0	81.2	
1	1.3	6.4	15.5	19.8	9.0	
2	0.0	2.7	7.4	10.5	4.1	
3	0.2	1.5	2.9	4.0	1.8	
4	0.4	2.3	6.8	9.7	3.9	
N of Valid	455	482	310	248	1495	
N of Miss	22	6	17	11	56	

Table 59: Think of your four best friends (the friends you feel closest to). In the past year (12 months), how many of your best friends have: used prescription drugs or non-prescription drugs for the purpose of getting high?






Response	6	8	10	12	Total	
0	97.4	92.5	80.8	75.8	88.8	
1	1.5	4.2	10.9	12.1	6.1	
2	0.4	2.3	4.2	4.8	2.5	
3	0.2	0.4	1.3	2.4	0.9	
4	0.4	0.6	2.9	4.8	1.7	
N of Valid	460	480	313	248	1501	
N of Miss	17	8	14	11	50	

Table 60: Think of your four best friends (the friends you feel closest to). In the past year (12 months), how many of your best friends have: used synthetic marijuana (K2, spice) or bath salts?






Response	6	8	10	12	Total	
0	99.3	97.1	89.8	88.3	94.8	
1	0.2	1.2	6.4	6.5	2.9	
2	0.2	1.5	1.9	2.8	1.4	
3	0.0	0.0	0.3	0.4	0.1	
4	0.2	0.2	1.6	2.0	0.8	
N of Valid	457	482	313	248	1500	
N of Miss	20	6	14	11	51	

Table 61: Think of your four best friends (the friends you feel closest to). In the past year (12 months), how many of your best friends have: used LSD, cocaine, amphetamines, or other illegal drugs?






Response	6	8	10	12	Total	
0	98.7	96.7	92.3	86.3	94.7	
1	0.7	2.1	3.9	6.5	2.7	
2	0.2	1.0	1.9	4.0	1.5	
3	0.0	0.2	1.0	0.8	0.4	
4	0.4	0.0	1.0	2.4	0.7	
N of Valid	454	483	311	248	1496	
N of Miss	23	5	16	11	55	

Table 62: Think of your four best friends (the friends you feel closest to). In the past year (12 months), how many of your best friends have: been bullied?






Response	6	8	10	12	Total	
0	29.7	39.3	44.7	56.9	40.5	
1	28.4	25.8	21.1	19.0	24.4	
2	16.2	16.4	13.1	10.5	14.7	
3	9.1	6.9	8.0	5.2	7.5	
4	16.6	11.6	13.1	8.5	12.9	
N of Valid	451	481	313	248	1493	
N of Miss	26	7	14	11	58	

Table 63: Think of your four best friends (the friends you feel closest to). In the past year (12 months), how many of your best friends have: been suspended from school?






Response	6	8	10	12	Total	
0	80.5	74.1	67.0	73.1	74.4	
1	14.0	15.3	20.5	14.5	15.9	
2	2.4	6.2	6.4	7.6	5.4	
3	1.1	2.3	2.2	1.6	1.8	
4	2.0	2.1	3.8	3.2	2.6	
N of Valid	451	483	312	249	1495	
N of Miss	26	5	15	10	56	

Table 64: Think of your four best friends (the friends you feel closest to). In the past year (12 months), how many of your best friends have: carried a handgun?






Response	6	8	10	12	Total	
0	95.6	93.8	91.3	91.6	93.4	
1	2.4	3.5	5.5	4.0	3.7	
2	1.1	1.2	1.3	2.4	1.4	
3	0.0	0.2	0.3	0.8	0.3	
4	0.9	1.2	1.6	1.2	1.2	
N of Valid	453	482	311	249	1495	
N of Miss	24	6	16	10	56	

Table 65: Think of your four best friends (the friends you feel closest to). In the past year (12 months), how many of your best friends have: sold illegal drugs?






Response	6	8	10	12	Total	
0	99.3	96.7	89.1	83.1	93.6	
1	0.4	1.9	6.8	10.8	4.0	
2	0.0	0.8	2.3	4.0	1.4	
3	0.0	0.4	0.3	0.4	0.3	
4	0.2	0.2	1.6	1.6	0.7	
N of Valid	453	480	311	249	1493	
N of Miss	24	8	16	10	58	

Table 66: Think of your four best friends (the friends you feel closest to). In the past year (12 months), how many of your best friends have: regularly attended religious services?






Response	6	8	10	12	Total	
0	28.2	24.5	19.3	32.8	25.9	
1	9.9	14.9	16.1	18.2	14.2	
2	12.4	17.4	19.9	19.8	16.8	
3	15.1	16.1	18.6	14.6	16.1	
4	34.3	27.0	26.0	14.6	26.9	
N of Valid	443	477	311	247	1478	
N of Miss	34	11	16	12	73	

Table 67: Think of your four best friends (the friends you feel closest to). In the past year (12 months), how many of your best friends have: stolen or tried to steal a motor vehicle such as a car or motorcycle?






Response	6	8	10	12	Total	
0	97.8	95.9	89.1	92.4	94.5	
1	1.1	3.5	7.7	6.0	4.1	
2	0.7	0.4	2.2	0.8	0.9	
3	0.4	0.2	0.0	0.4	0.3	
4	0.0	0.0	1.0	0.4	0.3	
N of Valid	460	482	313	249	1504	
N of Miss	17	6	14	10	47	

Table 68: Think of your four best friends (the friends you feel closest to). In the past year (12 months), how many of your best friends have: been arrested?






Response	6	8	10	12	Total	
0	93.9	89.8	85.6	83.5	89.1	
1	3.7	5.8	9.9	8.8	6.5	
2	1.5	2.9	2.9	4.8	2.8	
3	0.2	0.6	0.6	1.6	0.7	
4	0.7	0.8	1.0	1.2	0.9	
N of Valid	457	479	312	249	1497	
N of Miss	20	9	15	10	54	

Table 69: Think of your four best friends (the friends you feel closest to). In the past year (12 months), how many of your best friends have: dropped out of school?






Response	6	8	10	12	Total	
0	91.1	95.8	91.4	81.1	91.0	
1	5.9	2.9	6.4	12.4	6.1	
2	1.3	1.0	1.6	2.4	1.5	
3	0.4	0.0	0.0	2.8	0.6	
4	1.3	0.2	0.6	1.2	0.8	
N of Valid	461	481	313	249	1504	
N of Miss	16	7	14	10	47	

Table 70: Think of your four best friends (the friends you feel closest to). In the past year (12 months), how many of your best friends have: been members of a gang?






Response	6	8	10	12	Total	
0	95.6	93.1	91.4	90.3	93.1	
1	2.4	4.2	4.8	3.2	3.6	
2	0.7	0.8	2.6	2.4	1.4	
3	0.4	0.4	0.3	1.6	0.6	
4	0.9	1.5	1.0	2.4	1.3	
N of Valid	459	480	313	248	1500	
N of Miss	18	8	14	11	51	

Table 71: How old were you when you first: smoked marijuana?










Response	6	8	10	12	Total	
Never	99.4	94.8	82.2	71.8	89.7	
10 or younger	0.0	0.6	1.0	0.8	0.5	
11	0.2	0.8	2.5	1.2	1.1	
12	0.2	1.3	1.3	2.4	1.1	
13	0.0	2.1	2.2	4.8	1.9	
14	0.0	0.4	4.8	3.2	1.7	
15	0.0	0.0	4.5	4.8	1.7	
16	0.0	0.0	1.6	6.3	1.4	
17 or older	0.2	0.0	0.0	4.8	0.9	
N of Valid	466	479	314	252	1511	
N of Miss	11	9	13	7	40	

Table 72: How old were you when you first: smoked a cigarette, even just a puff?










Response	6	8	10	12	Total	
Never	94.4	85.2	72.4	61.4	81.4	
10 or younger	4.3	6.9	7.7	6.8	6.2	
11	1.1	2.3	2.2	3.6	2.1	
12	0.2	2.5	3.8	4.4	2.4	
13	0.0	2.9	4.5	4.4	2.6	
14	0.0	0.2	4.5	4.0	1.7	
15	0.0	0.0	3.2	2.8	1.1	
16	0.0	0.0	1.6	4.8	1.1	
17 or older	0.0	0.0	0.0	8.0	1.3	
N of Valid	464	481	312	251	1508	
N of Miss	13	7	15	8	43	

Table 73: How old were you when you first: had more than a sip or two of beer, wine or hard liquor (for example, vodka, whiskey, or gin)?










Response	6	8	10	12	Total	
Never	89.0	74.9	52.9	40.6	68.9	
10 or younger	7.4	7.7	5.7	4.4	6.6	
11	3.2	2.1	3.8	1.2	2.6	
12	0.4	5.0	4.5	4.8	3.4	
13	0.0	7.7	7.0	3.6	4.5	
14	0.0	2.5	13.1	9.2	5.0	
15	0.0	0.0	10.2	12.4	4.2	
16	0.0	0.0	2.5	13.1	2.7	
17 or older	0.0	0.2	0.3	10.8	1.9	
N of Valid	462	483	314	251	1510	
N of Miss	15	5	13	8	41	

Table 74: How old were you when you first: began drinking alcoholic beverages regularly, that is, at least once or twice a month?










Response	6	8	10	12	Total	
Never	99.1	96.0	83.1	78.0	91.3	
10 or younger	0.2	0.6	0.6	0.0	0.4	
11	0.4	0.4	0.0	0.0	0.3	
12	0.0	1.0	2.2	2.0	1.1	
13	0.0	0.8	1.6	2.0	0.9	
14	0.0	0.6	4.1	2.4	1.5	
15	0.0	0.2	7.0	4.4	2.3	
16	0.0	0.0	1.3	4.4	1.0	
17 or older	0.2	0.2	0.0	6.8	1.3	
N of Valid	463	481	314	250	1508	
N of Miss	14	7	13	9	43	

Table 75: How old were you when you first: used Daztrex?


Response	6	8	10	12	Total	
Never	100.0	100.0	100.0	100.0	100.0	
10 or younger	0.0	0.0	0.0	0.0	0.0	
11	0.0	0.0	0.0	0.0	0.0	
12	0.0	0.0	0.0	0.0	0.0	
13	0.0	0.0	0.0	0.0	0.0	
14	0.0	0.0	0.0	0.0	0.0	
15	0.0	0.0	0.0	0.0	0.0	
16	0.0	0.0	0.0	0.0	0.0	
17 or older	0.0	0.0	0.0	0.0	0.0	
N of Valid	445	481	310	251	1487	
N of Miss	32	7	17	8	64	

Table 76: How old were you when you first: got suspended from school?

Response	6	8	10	12	Total	
Never	92.9	85.0	81.5	79.0	85.7	
10 or younger	5.8	6.2	3.2	5.6	5.4	
11	1.1	2.9	2.2	2.0	2.1	
12	0.2	3.1	1.0	2.8	1.7	
13	0.0	1.5	4.2	3.6	1.9	
14	0.0	1.0	4.2	2.8	1.7	
15	0.0	0.2	2.2	1.6	0.8	
16	0.0	0.0	1.6	2.4	0.7	
17 or older	0.0	0.0	0.0	0.4	0.1	
N of Valid	463	481	313	252	1509	
N of Miss	14	7	14	7	42	

Table 77: How old were you when you first: got arrested?

Response	6	8	10	12	Total	
Never	98.9	96.9	94.9	96.4	97.0	
10 or younger	0.7	0.4	0.6	0.0	0.5	
11	0.4	0.2	0.0	0.0	0.2	
12	0.0	0.8	0.6	0.8	0.5	
13	0.0	1.0	1.0	0.4	0.6	
14	0.0	0.4	0.6	0.4	0.3	
15	0.0	0.0	1.9	0.0	0.4	
16	0.0	0.0	0.3	0.8	0.2	
17 or older	0.0	0.2	0.0	1.2	0.3	
N of Valid	459	482	314	250	1505	
N of Miss	18	6	13	9	46	

Table 78: How old were you when you first: carried a handgun?










Response	6	8	10	12	Total	
Never	95.8	93.8	93.3	96.0	94.7	
10 or younger	2.0	2.1	1.6	0.4	1.7	
11	1.5	1.9	2.2	1.2	1.7	
12	0.4	1.0	0.3	0.0	0.5	
13	0.0	0.8	0.3	0.4	0.4	
14	0.0	0.2	1.3	1.2	0.5	
15	0.2	0.2	0.3	0.0	0.2	
16	0.0	0.0	0.6	0.0	0.1	
17 or older	0.0	0.0	0.0	0.8	0.1	
N of Valid	457	480	314	249	1500	
N of Miss	20	8	13	10	51	

Table 79: How old were you when you first: used e-cigarettes, e-cigars, or e-hookahs?










Response	6	8	10	12	Total	
Never	98.2	90.8	81.2	77.8	88.9	
10 or younger	0.7	0.4	1.3	0.0	0.6	
11	0.7	1.5	1.9	0.8	1.2	
12	0.4	2.5	3.2	1.6	1.9	
13	0.0	3.5	3.8	0.8	2.1	
14	0.0	1.0	4.2	2.4	1.6	
15	0.0	0.0	2.9	5.2	1.5	
16	0.0	0.0	1.3	8.5	1.7	
17 or older	0.0	0.2	0.3	2.8	0.6	
N of Valid	454	480	313	248	1495	
N of Miss	23	8	14	11	56	

Table 80: How old were you when you first: belonged to a gang?










Response	6	8	10	12	Total	
Never	98.2	96.5	97.8	96.8	97.3	
10 or younger	0.9	1.7	0.0	0.0	0.8	
11	0.7	0.4	0.3	0.4	0.5	
12	0.2	0.4	0.0	0.8	0.3	
13	0.0	1.0	1.0	0.8	0.7	
14	0.0	0.0	0.3	0.4	0.1	
15	0.0	0.0	0.6	0.0	0.1	
16	0.0	0.0	0.0	0.4	0.1	
17 or older	0.0	0.0	0.0	0.4	0.1	
N of Valid	457	482	312	250	1501	
N of Miss	20	6	15	9	50	

Table 81: How old were you when you first: used prescription drugs not prescribed to you?










Response	6	8	10	12	Total	
Never	98.3	94.2	89.8	88.4	93.6	
10 or younger	1.3	1.7	1.6	0.8	1.4	
11	0.4	1.2	0.6	0.4	0.7	
12	0.0	1.0	1.9	1.6	1.0	
13	0.0	1.5	1.9	1.2	1.1	
14	0.0	0.4	1.6	2.0	0.8	
15	0.0	0.0	2.2	1.2	0.7	
16	0.0	0.0	0.3	2.8	0.5	
17 or older	0.0	0.0	0.0	1.6	0.3	
N of Valid	460	482	314	249	1505	
N of Miss	17	6	13	10	46	

Table 82: How wrong do you think it is for someone your age to: take a handgun to school?





Response	6	8	10	12	Total	
Very wrong	93.0	87.3	85.9	87.7	88.8	
Wrong	5.1	10.0	11.3	9.1	8.6	
A little bit wrong	1.5	2.3	2.2	2.4	2.0	
Not at all wrong	0.4	0.4	0.6	0.8	0.5	
N of Valid	471	481	319	253	1524	
N of Miss	6	7	8	6	27	

Table 83: How wrong do you think it is for someone your age to: steal anything?





Response	6	8	10	12	Total	
Very wrong	76.3	70.3	66.6	75.1	72.2	
Wrong	20.5	24.9	26.8	19.8	23.1	
A little bit wrong	2.6	4.8	6.3	4.7	4.4	
Not at all wrong	0.6	0.0	0.3	0.4	0.3	
N of Valid	469	478	317	253	1517	
N of Miss	8	10	10	6	34	

Table 84: How wrong do you think it is for someone your age to: pick a fight with someone?





Response	6	8	10	12	Total	
Very wrong	63.0	48.6	39.1	52.6	51.8	
Wrong	27.5	31.2	41.3	29.5	31.9	
A little bit wrong	8.2	16.8	17.0	15.1	13.9	
Not at all wrong	1.3	3.4	2.6	2.8	2.5	
N of Valid	465	471	312	251	1499	
N of Miss	12	17	15	8	52	

Table 85: How wrong do you think it is for someone your age to: attack someone with the idea of seriously hurting them?





Response	6	8	10	12	Total	
Very wrong	91.8	82.7	75.1	78.2	83.1	
Wrong	5.6	13.3	18.6	13.5	12.1	
A little bit wrong	0.9	3.3	4.7	6.0	3.3	
Not at all wrong	1.7	0.6	1.6	2.4	1.5	
N of Valid	463	481	317	252	1513	
N of Miss	14	7	10	7	38	

Table 86: How wrong do you think it is for someone your age to: stay away from school all day when their parents think they are at school?





Response	6	8	10	12	Total	
Very wrong	84.7	70.1	51.9	50.8	67.6	
Wrong	12.3	21.7	30.1	31.0	22.1	
A little bit wrong	1.9	7.7	14.2	14.7	8.5	
Not at all wrong	1.1	0.4	3.8	3.6	1.9	
N of Valid	465	479	316	252	1512	
N of Miss	12	9	11	7	39	

Table 87: How wrong do you think it is for someone your age to: drink beer, wine or hard liquor (for example, vodka, whiskey, or gin) regularly?





Response	6	8	10	12	Total	
Very wrong	92.2	77.5	50.6	50.2	71.9	
Wrong	5.2	12.5	23.9	20.2	13.9	
A little bit wrong	1.5	8.7	17.8	20.9	10.4	
Not at all wrong	1.1	1.2	7.6	8.7	3.8	
N of Valid	464	481	314	253	1512	
N of Miss	13	7	13	6	39	

Table 88: How wrong do you think it is for someone your age to: smoke cigarettes?





Response	6	8	10	12	Total	
Very wrong	93.1	80.6	66.9	53.8	77.1	
Wrong	4.8	12.4	17.2	20.6	12.4	
A little bit wrong	1.1	5.9	10.2	14.2	6.7	
Not at all wrong	1.1	1.1	5.7	11.5	3.8	
N of Valid	462	475	314	253	1504	
N of Miss	15	13	13	6	47	

Table 89: How wrong do you think it is for someone your age to: smoke marijuana?





Response	6	8	10	12	Total	
Very wrong	96.7	85.6	66.2	54.4	79.8	
Wrong	1.1	7.2	13.2	15.1	7.9	
A little bit wrong	0.9	4.4	10.9	14.7	6.4	
Not at all wrong	1.3	2.7	9.6	15.9	5.9	
N of Valid	461	473	311	252	1497	
N of Miss	16	15	16	7	54	

Table 90: How wrong do you think it is for someone your age to: use prescription drugs or non-prescription drugs for the purpose of getting high?





Response	6	8	10	12	Total	
Very wrong	96.1	91.8	83.1	78.6	89.1	
Wrong	2.4	6.3	11.8	13.5	7.5	
A little bit wrong	0.6	1.5	4.1	4.0	2.2	
Not at all wrong	0.9	0.4	1.0	4.0	1.3	
N of Valid	462	473	314	252	1501	
N of Miss	15	15	13	7	50	

Table 91: How wrong do you think it is for someone your age to: use synthetic marijuana (K2, spice) or bath salts?

Response	6	8	10	12	Total	
Very wrong	95.9	93.2	83.9	88.0	91.2	
Wrong	2.8	4.7	11.7	8.8	6.3	
A little bit wrong	0.4	1.7	3.2	0.8	1.5	
Not at all wrong	0.9	0.4	1.3	2.4	1.1	
N of Valid	459	472	316	251	1498	
N of Miss	18	16	11	8	53	

Table 92: How wrong do you think it is for someone your age to: use LSD, cocaine, amphetamines or another illegal drug?

Response	6	8	10	12	Total	
Very wrong	97.4	96.2	89.5	86.1	93.4	
Wrong	1.5	3.0	7.7	8.8	4.5	
A little bit wrong	0.4	0.8	1.9	2.8	1.3	
Not at all wrong	0.7	0.0	1.0	2.4	0.8	
N of Valid	454	473	313	251	1491	
N of Miss	23	15	14	8	60	

Table 93: How wrong do you think it is for someone your age to: use e-cigarettes, e-cigars or e-hookahs?

Response	6	8	10	12	Total	
Very wrong	91.6	78.2	62.0	56.0	75.1	
Wrong	5.5	11.3	14.7	13.2	10.6	
A little bit wrong	1.5	6.9	14.4	14.0	8.0	
Not at all wrong	1.3	3.6	8.9	16.8	6.2	
N of Valid	452	477	313	250	1492	
N of Miss	25	11	14	9	59	

Table 94: At school during the past 12 months, did you receive help from the resource teacher, speech therapist or other special education teacher?



Response	6	8	10	12	Total	
No	78.7	85.4	88.3	92.3	85.1	
Yes	21.3	14.6	11.7	7.7	14.9	
N of Valid	414	424	282	222	1342	
N of Miss	63	64	45	37	209	

Table 95: How many times in the past year (12 months) have you: been suspended from school?







Response	6	8	10	12	Total	
Never	95.9	90.8	90.8	94.0	92.9	
1 to 2 times	3.2	7.1	7.9	4.8	5.7	
3 to 5 times	0.4	1.3	1.3	0.8	0.9	
6 to 9 times	0.4	0.4	0.0	0.0	0.3	
10 to 19 times	0.0	0.4	0.0	0.0	0.1	
20 to 29 times	0.0	0.0	0.0	0.0	0.0	
30 to 39 times	0.0	0.0	0.0	0.0	0.0	
40+ times	0.0	0.0	0.0	0.4	0.1	
N of Valid	469	479	316	252	1516	
N of Miss	8	9	11	7	35	

Table 96: How many times in the past year (12 months) have you: carried a handgun?









Response	6	8	10	12	Total	
Never	97.8	94.8	95.5	96.8	96.2	
1 to 2 times	1.1	3.1	2.5	1.6	2.1	
3 to 5 times	0.4	0.6	0.0	0.4	0.4	
6 to 9 times	0.2	0.2	0.6	0.4	0.3	
10 to 19 times	0.2	0.6	0.3	0.0	0.3	
20 to 29 times	0.2	0.0	0.0	0.0	0.1	
30 to 39 times	0.0	0.2	0.0	0.0	0.1	
40+ times	0.0	0.4	1.0	0.8	0.5	
N of Valid	462	477	314	252	1505	
N of Miss	15	11	13	7	46	

Table 97: How many times in the past year (12 months) have you: sold illegal drugs?

Response	6	8	10	12	Total	
Never	100.0	99.2	96.1	96.4	98.3	
1 to 2 times	0.0	0.2	0.6	1.2	0.4	
3 to 5 times	0.0	0.4	1.3	1.2	0.6	
6 to 9 times	0.0	0.0	0.6	0.0	0.1	
10 to 19 times	0.0	0.2	0.3	0.0	0.1	
20 to 29 times	0.0	0.0	0.3	0.0	0.1	
30 to 39 times	0.0	0.0	0.3	0.4	0.1	
40+ times	0.0	0.0	0.3	0.8	0.2	
N of Valid	463	473	311	252	1499	
N of Miss	14	15	16	7	52	

Table 98: How many times in the past year (12 months) have you: stolen or tried to steal a motor vehicle such as a car or motorcycle?

Response	6	8	10	12	Total	
Never	99.8	98.3	97.8	99.2	98.8	
1 to 2 times	0.2	1.3	1.9	0.4	0.9	
3 to 5 times	0.0	0.0	0.0	0.0	0.0	
6 to 9 times	0.0	0.0	0.0	0.0	0.0	
10 to 19 times	0.0	0.2	0.3	0.0	0.1	
20 to 29 times	0.0	0.0	0.0	0.4	0.1	
30 to 39 times	0.0	0.0	0.0	0.0	0.0	
40+ times	0.0	0.2	0.0	0.0	0.1	
N of Valid	464	476	314	252	1506	
N of Miss	13	12	13	7	45	

Table 99: How many times in the past year (12 months) have you: participated in clubs, organizations or activities at school?









Response	6	8	10	12	Total	
Never	33.6	28.2	29.9	34.1	31.2	
1 to 2 times	29.3	19.3	10.8	10.7	19.1	
3 to 5 times	17.9	15.3	12.7	11.1	14.8	
6 to 9 times	5.9	7.9	6.7	6.3	6.8	
10 to 19 times	4.8	5.3	6.7	6.7	5.7	
20 to 29 times	2.4	3.2	4.1	4.4	3.3	
30 to 39 times	1.3	2.8	2.5	0.8	1.9	
40+ times	4.8	18.0	26.4	25.8	17.1	
N of Valid	458	471	314	252	1495	
N of Miss	19	17	13	7	56	

Table 100: How many times in the past year (12 months) have you: been arrested?






Response	6	8	10	12	Total	
Never	99.4	97.9	95.8	98.0	97.9	
1 to 2 times	0.6	1.7	3.8	2.0	1.9	
3 to 5 times	0.0	0.2	0.0	0.0	0.1	
6 to 9 times	0.0	0.2	0.0	0.0	0.1	
10 to 19 times	0.0	0.0	0.3	0.0	0.1	
20 to 29 times	0.0	0.0	0.0	0.0	0.0	
30 to 39 times	0.0	0.0	0.0	0.0	0.0	
40+ times	0.0	0.0	0.0	0.0	0.0	
N of Valid	466	477	312	251	1506	
N of Miss	11	11	15	8	45	

Table 101: How many times in the past year (12 months) have you: attacked someone with the idea of seriously hurting them?









Response	6	8	10	12	Total	
Never	95.5	93.3	92.3	92.9	93.7	
1 to 2 times	3.6	4.8	4.8	4.4	4.4	
3 to 5 times	0.4	0.6	1.6	0.8	0.8	
6 to 9 times	0.2	0.4	0.3	1.2	0.5	
10 to 19 times	0.0	0.6	0.6	0.0	0.3	
20 to 29 times	0.2	0.0	0.0	0.4	0.1	
30 to 39 times	0.0	0.2	0.0	0.0	0.1	
40+ times	0.0	0.0	0.3	0.4	0.1	
N of Valid	466	478	313	252	1509	
N of Miss	11	10	14	7	42	

Table 102: How many times in the past year (12 months) have you: been drunk or high at school?









Response	6	8	10	12	Total	
Never	99.4	96.9	91.7	89.7	95.4	
1 to 2 times	0.4	1.5	3.8	4.8	2.2	
3 to 5 times	0.2	1.0	1.9	1.2	1.0	
6 to 9 times	0.0	0.4	0.3	2.0	0.5	
10 to 19 times	0.0	0.0	0.3	0.8	0.2	
20 to 29 times	0.0	0.0	0.3	0.4	0.1	
30 to 39 times	0.0	0.0	0.6	0.8	0.3	
40+ times	0.0	0.2	1.0	0.4	0.3	
N of Valid	466	477	314	252	1509	
N of Miss	11	11	13	7	42	

Table 103: How many times in the past year (12 months) have you: taken a handgun to school?


Response	6	8	10	12	Total	
Never	99.8	100.0	99.7	99.6	99.8	
1 to 2 times	0.2	0.0	0.0	0.4	0.1	
3 to 5 times	0.0	0.0	0.0	0.0	0.0	
6 to 9 times	0.0	0.0	0.0	0.0	0.0	
10 to 19 times	0.0	0.0	0.0	0.0	0.0	
20 to 29 times	0.0	0.0	0.3	0.0	0.1	
30 to 39 times	0.0	0.0	0.0	0.0	0.0	
40+ times	0.0	0.0	0.0	0.0	0.0	
N of Valid	462	476	310	253	1501	
N of Miss	15	12	17	6	50	

Table 104: Are you currently on probation, or assigned a probation officer with Juvenile Court?


Response	6	8	10	12	Total	
No	99.0	98.4	98.6	96.6	98.3	
Yes	1.0	1.6	1.4	3.4	1.7	
N of Valid	405	427	291	235	1358	
N of Miss	72	61	36	24	193	

Table 105: Have you ever belonged to a gang?


Response	6	8	10	12	Total	
No	97.5	94.0	94.3	95.2	95.3	
No, but would like to	0.4	1.9	2.5	1.2	1.4	
Yes, in the past	1.5	3.3	2.5	2.8	2.5	
Yes, belong now	0.4	0.8	0.6	0.8	0.7	
Yes, but would like to get out	0.2	0.0	0.0	0.0	0.1	
N of Valid	473	481	315	252	1521	
N of Miss	4	7	12	7	30	

Table 106: If you have ever belonged to a gang, did that gang have a name?

Response	6	8	10	12	Total
No	5.8	5.2	11.3	12.0	7.8
Yes	1.1	4.4	2.9	3.6	2.9
I have never belonged to a gang	93.1	90.4	85.8	84.5	89.3
N of Valid	466	479	310	251	1506
N of Miss	11	9	17	8	45

Table 107: You are at a party at someone's house, and one of your friends offers you a drink containing alcohol. What would you say or do?

Response	6	8	10	12	Total
Drink it	1.7	12.6	29.0	34.3	16.3
Tell your friend, 'No thanks, I don't drink' and suggest that you and your friend go and do something else	49.9	45.2	32.5	32.3	41.8
Just say, 'No thanks' and walk away	25.1	24.1	28.7	23.5	25.2
Make up a good excuse, tell your friend you had something else to do, and leave	23.3	18.2	9.9	10.0	16.6
N of Valid	459	478	314	251	1502
N of Miss	18	10	13	8	49

Table 108: How often do you attend religious services or activities?

Response	6	8	10	12	Total
Never	21.9	14.4	17.5	25.1	19.1
Rarely	17.0	20.0	21.7	26.7	20.6
1-2 Times a Month	9.5	14.0	14.3	14.7	12.8
About Once a Week or More	51.5	51.6	46.5	33.5	47.5
N of Valid	452	479	314	251	1496
N of Miss	25	9	13	8	55

Table 109: I think sometimes it's okay to cheat at school.

Response	6	8	10	12	Total	
NO!	78.6	51.6	30.8	29.0	51.9	
no	18.0	37.0	41.9	42.5	33.0	
yes	3.2	10.4	23.5	22.6	12.9	
YES!	0.2	1.0	3.8	6.0	2.2	
N of Valid	471	481	315	252	1519	
N of Miss	6	7	12	7	32	

Table 110: It is important to think before you act.

Response	6	8	10	12	Total	
NO!	1.7	2.3	1.6	3.2	2.1	
no	1.3	3.1	2.6	3.2	2.4	
yes	20.8	35.9	41.0	40.1	33.0	
YES!	76.2	58.7	54.8	53.6	62.5	
N of Valid	471	479	312	252	1514	
N of Miss	6	9	15	7	37	

Table 111: Sometimes I think that life is not worth it.

Response	6	8	10	12	Total	
NO!	61.9	48.8	35.4	34.3	47.6	
no	18.6	22.8	27.0	27.5	23.2	
yes	14.4	17.5	24.1	25.5	19.3	
YES!	5.0	10.8	13.5	12.7	9.9	
N of Valid	457	473	311	251	1492	
N of Miss	20	15	16	8	59	

Table 112: At times I think I am no good at all.

Response	6	8	10	12	Total	
NO!	38.9	35.8	25.2	23.0	32.4	
no	25.3	23.3	27.1	26.2	25.2	
yes	27.3	25.6	31.9	34.9	29.0	
YES!	8.5	15.3	15.8	15.9	13.4	
N of Valid	458	477	310	252	1497	
N of Miss	19	11	17	7	54	

Table 113: All in all, I am inclined to think that I am a failure.

Response	6	8	10	12	Total	
NO!	57.3	46.9	36.1	33.5	45.6	
no	25.8	29.9	36.1	34.7	30.7	
yes	11.9	13.7	17.4	17.9	14.6	
YES!	5.0	9.5	10.3	13.9	9.0	
N of Valid	461	475	310	251	1497	
N of Miss	16	13	17	8	54	

Table 114: In the past year, have you felt depressed or sad MOST days, even if you felt okay sometimes?

Response	6	8	10	12	Total	
NO!	37.3	37.0	24.2	24.7	32.4	
no	21.5	20.3	26.5	27.5	23.1	
yes	26.4	27.1	29.4	21.1	26.4	
YES!	14.8	15.7	20.0	26.7	18.1	
N of Valid	466	479	310	251	1506	
N of Miss	11	9	17	8	45	

Table 115: It is all right to beat up people if they start the fight.

Response	6	8	10	12	Total	
NO!	61.3	40.5	29.2	30.3	42.9	
no	23.7	22.4	27.2	20.7	23.5	
yes	11.2	22.9	27.9	26.7	20.9	
YES!	3.9	14.3	15.7	22.3	12.7	
N of Valid	465	477	312	251	1505	
N of Miss	12	11	15	8	46	

Table 116: I think it is okay to take something without asking if you can get away with it.

Response	6	8	10	12	Total	
NO!	88.2	71.0	53.4	57.4	70.4	
no	11.1	25.9	40.8	36.7	26.2	
yes	0.6	1.9	4.8	5.2	2.7	
YES!	0.0	1.3	1.0	0.8	0.7	
N of Valid	467	479	311	251	1508	
N of Miss	10	9	16	8	43	

Table 117: Where do you get the most information about living a drug and alcohol free life? Parents/guardians

Response	6	8	10	12	Total	
All the time	54.2	53.6	53.1	43.3	51.9	
Most	19.8	22.2	20.3	22.6	21.2	
Some	13.4	14.4	17.0	18.7	15.4	
Very little	12.6	9.7	9.6	15.5	11.6	
N of Valid	454	472	311	252	1489	
N of Miss	23	16	16	7	62	

Table 118: Where do you get the most information about living a drug and alcohol free life? Friends





Response	6	8	10	12	Total	
All the time	23.8	21.0	15.9	15.5	19.8	
Most	13.6	13.0	15.6	17.1	14.4	
Some	24.7	30.0	31.8	26.7	28.2	
Very little	38.0	36.1	36.7	40.6	37.6	
N of Valid	442	463	308	251	1464	
N of Miss	35	25	19	8	87	

Table 119: Where do you get the most information about living a drug and alcohol free life? Family members





Response	6	8	10	12	Total	
All the time	50.9	44.6	38.1	34.4	43.4	
Most	19.7	22.1	23.1	21.6	21.5	
Some	15.2	18.5	23.1	20.4	18.8	
Very little	14.3	14.8	15.6	23.6	16.3	
N of Valid	442	466	307	250	1465	
N of Miss	35	22	20	9	86	

Table 120: Where do you get the most information about living a drug and alcohol free life? School





Response	6	8	10	12	Total	
All the time	72.6	65.7	53.1	42.1	61.1	
Most	15.7	19.7	25.4	22.6	20.2	
Some	6.1	9.2	14.9	19.8	11.2	
Very little	5.6	5.4	6.6	15.5	7.4	
N of Valid	446	466	303	252	1467	
N of Miss	31	22	24	7	84	

Table 121: Where do you get the most information about living a drug and alcohol free life? Internet





Response	6	8	10	12	Total	
All the time	13.9	18.7	13.9	10.8	14.9	
Most	10.8	13.3	12.3	10.4	11.8	
Some	22.2	27.4	34.8	33.2	28.4	
Very little	53.1	40.7	39.1	45.6	44.8	
N of Valid	424	460	302	250	1436	
N of Miss	53	28	25	9	115	

Table 122: Where do you get the most information about living a drug and alcohol free life? TV





Response	6	8	10	12	Total	
All the time	21.7	22.3	14.8	12.7	18.9	
Most	14.9	15.5	17.1	10.8	14.9	
Some	28.1	27.6	32.6	35.9	30.2	
Very little	35.3	34.6	35.5	40.6	36.0	
N of Valid	442	457	304	251	1454	
N of Miss	35	31	23	8	97	

Table 123: Where do you get the most information about living a drug and alcohol free life? Social media





Response	6	8	10	12	Total	
All the time	15.3	16.7	13.4	11.2	14.6	
Most	8.5	13.2	11.8	9.2	10.8	
Some	19.4	26.1	28.4	31.3	25.6	
Very little	56.8	44.1	46.4	48.2	49.0	
N of Valid	412	456	306	249	1423	
N of Miss	65	32	21	10	128	

Table 124: How much do you think people risk harming themselves (physically or in other ways) if they: smoked one or more packs of cigarettes per day?





Response	6	8	10	12	Total	
No risk	8.5	6.2	7.0	6.1	7.1	
Slight risk	6.1	6.2	9.6	7.3	7.1	
Moderate risk	18.1	21.8	18.8	23.9	20.4	
Great risk	67.3	65.7	64.5	62.8	65.5	
N of Valid	459	467	313	247	1486	
N of Miss	18	21	14	12	65	

Table 125: How much do you think people risk harming themselves (physically or in other ways) if they: try marijuana once or twice?





Response	6	8	10	12	Total	
No risk	10.4	14.6	23.7	38.8	19.2	
Slight risk	18.3	26.0	29.9	26.5	24.5	
Moderate risk	29.5	25.8	17.9	11.8	23.0	
Great risk	41.9	33.5	28.6	22.9	33.3	
N of Valid	454	465	308	245	1472	
N of Miss	23	23	19	14	79	

Table 126: How much do you think people risk harming themselves (physically or in other ways) if they: smoke marijuana once or twice a week?





Response	6	8	10	12	Total	
No risk	10.1	11.1	16.7	28.9	15.0	
Slight risk	5.2	12.0	20.9	21.1	13.3	
Moderate risk	21.8	24.0	22.5	19.5	22.3	
Great risk	62.9	52.9	39.9	30.5	49.5	
N of Valid	445	459	306	246	1456	
N of Miss	32	29	21	13	95	

Table 127: How much do you think people risk harming themselves (physically or in other ways) if they: take one or two drinks of an alcoholic beverage (beer, wine, liquor) nearly every day?

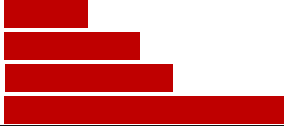
Response	6	8	10	12	Total	
No risk	10.1	9.5	13.6	13.3	11.2	
Slight risk	17.1	18.3	22.3	24.2	19.8	
Moderate risk	23.5	25.2	29.1	23.4	25.2	
Great risk	49.3	47.1	35.0	39.1	43.9	
N of Valid	456	465	309	248	1478	
N of Miss	21	23	18	11	73	

Table 128: How much do you think people risk harming themselves (physically or in other ways) if they: have five or more drinks of an alcoholic beverage once or twice a weekend?


Response	6	8	10	12	Total	
No risk	8.8	7.6	10.6	9.2	8.9	
Slight risk	7.9	9.9	8.4	14.9	9.8	
Moderate risk	26.5	22.7	30.3	31.7	27.0	
Great risk	56.9	59.8	50.6	44.2	54.4	
N of Valid	457	463	310	249	1479	
N of Miss	20	25	17	10	72	

Table 129: How much do you think people risk harming themselves (physically or in other ways) if they: use prescription drugs that are not prescribed to them?


Response	6	8	10	12	Total	
No risk	9.3	6.2	5.2	4.4	6.6	
Slight risk	5.1	8.4	9.7	8.0	7.6	
Moderate risk	16.1	18.5	21.9	19.7	18.7	
Great risk	69.6	66.9	63.2	67.9	67.1	
N of Valid	454	465	310	249	1478	
N of Miss	23	23	17	10	73	

Table 130: How much do you think people risk harming themselves (physically or in other ways) if they: use non-prescription drugs to get high?

Response	6	8	10	12	Total	
No risk	8.9	6.0	4.9	4.4	6.4	
Slight risk	2.9	4.7	5.9	6.8	4.8	
Moderate risk	12.4	16.5	19.3	13.7	15.4	
Great risk	75.8	72.7	69.8	75.1	73.5	
N of Valid	450	466	305	249	1470	
N of Miss	27	22	22	10	81	

Table 131: How much do you think people risk harming themselves (physically or in other ways) if they: use e-cigarettes, e-cigars, or e-hookahs?

Response	6	8	10	12	Total	
No risk	11.3	13.4	18.6	22.9	15.4	
Slight risk	14.4	22.5	31.6	28.5	23.0	
Moderate risk	20.7	22.5	16.3	18.9	20.0	
Great risk	53.6	41.7	33.6	29.7	41.6	
N of Valid	444	463	307	249	1463	
N of Miss	33	25	20	10	88	

Table 132: Have you ever used smokeless tobacco (chew, snuff, plug, dipping tobacco, or chewing tobacco)?

Response	6	8	10	12	Total	
Never	96.3	89.8	82.1	80.3	88.6	
Once or Twice	2.8	6.4	8.0	8.8	6.0	
Once in a while but not regularly	0.4	1.7	2.9	2.4	1.7	
Regularly in the past	0.4	1.5	3.5	3.6	1.9	
Regularly now	0.0	0.6	3.5	4.8	1.7	
N of Valid	463	471	312	249	1495	
N of Miss	14	17	15	10	56	

Table 133: How often have you used smokeless tobacco during the past 30 days?


Response	6	8	10	12	Total	
Not at all	99.4	97.7	91.3	90.7	95.7	
Once or twice	0.6	1.5	4.5	3.2	2.1	
Once or twice per week	0.0	0.0	0.6	0.0	0.1	
Three to five times per week	0.0	0.2	0.3	0.4	0.2	
About once a day	0.0	0.2	0.3	0.4	0.2	
More than once a day	0.0	0.4	2.9	5.2	1.6	
N of Valid	464	469	312	248	1493	
N of Miss	13	19	15	11	58	

Table 134: Have you ever smoked cigarettes?


Response	6	8	10	12	Total	
Never	95.7	85.4	76.3	63.6	83.1	
Once or Twice	3.2	10.3	10.9	15.0	9.0	
Once in a while but not regularly	0.0	2.1	6.1	7.3	3.2	
Regularly in the past	1.1	1.1	3.8	5.3	2.4	
Regularly now	0.0	1.1	2.9	8.9	2.4	
N of Valid	463	467	312	247	1489	
N of Miss	14	21	15	12	62	

Table 135: How frequently have you smoked cigarettes during the past 30 days?


Response	6	8	10	12	Total	
Not at all	99.6	97.0	90.7	84.3	94.4	
Less than one cigarette per day	0.2	1.7	3.2	5.2	2.1	
One to five cigarettes per day	0.2	0.6	4.2	5.6	2.1	
About one-half pack per day	0.0	0.4	0.3	2.4	0.6	
About one pack per day	0.0	0.2	1.3	1.6	0.6	
About one and one-half packs per day	0.0	0.0	0.0	0.4	0.1	
Two packs or more per day	0.0	0.0	0.3	0.4	0.1	
N of Valid	464	469	312	249	1494	
N of Miss	13	19	15	10	57	

Table 136: Which statement best describes rules about smoking inside your home or your family cars?






Response	6	8	10	12	Total	
Smoking is not allowed anywhere inside your home or cars	58.7	63.1	69.4	60.8	62.7	
Smoking is allowed in some places and at some times or in some cars	14.8	11.2	9.7	15.1	12.6	
Smoking is allowed anywhere inside the home or cars	4.6	2.8	4.2	5.3	4.1	
There are no rules about smoking inside the home or cars	2.0	6.9	5.2	11.4	5.7	
I don't know	20.0	15.9	11.6	7.3	14.9	
N of Valid	460	464	310	245	1479	
N of Miss	17	24	17	14	72	

Table 137: Have you ever used e-cigarettes, e-cigars, or e-hookahs?






Response	6	8	10	12	Total	
Never	96.9	85.7	75.2	70.9	84.5	
Once or Twice	2.6	9.6	12.5	10.9	8.3	
Once in a while but not regularly	0.2	1.3	4.5	8.9	2.9	
Regularly in the past	0.2	2.4	4.8	6.1	2.8	
Regularly now	0.0	1.1	2.9	3.2	1.5	
N of Valid	459	460	311	247	1477	
N of Miss	18	28	16	12	74	

Table 138: How frequently have you used e-cigarettes, e-cigars, or e-hookahs?








Response	6	8	10	12	Total	
Not at all	99.3	94.2	88.9	86.4	93.4	
Less than 10 puffs per day	0.2	4.1	5.6	6.6	3.6	
10 to 50 puffs per day	0.0	1.5	2.6	2.1	1.4	
About one-half cartomiser per day	0.0	0.0	2.0	1.2	0.6	
About one cartomiser per day	0.4	0.0	0.3	0.8	0.3	
About one and one-half cartomisers per day	0.0	0.0	0.0	1.2	0.2	
Two cartomisers or more per day	0.0	0.2	0.7	1.6	0.5	
N of Valid	449	462	306	243	1460	
N of Miss	28	26	21	16	91	

Table 139: During this school year, were you taught in any of your classes about the dangers of tobacco use?






Response	6	8	10	12	Total	
Never	12.7	24.7	31.9	52.2	27.2	
Rarely	8.3	16.8	20.5	15.9	14.8	
Sometimes	23.2	24.9	25.1	16.7	23.0	
Often	34.4	19.9	14.3	8.2	21.2	
Almost always	21.4	13.8	8.1	6.9	13.8	
N of Valid	448	458	307	245	1458	
N of Miss	29	30	20	14	93	

Table 140: During the past 12 months, have you participated in any community activities to discourage people your age from using cigarettes, chewing tobacco, snuff, dip or cigars, e-cigarettes, e-cigars, or e-hookahs?






Response	6	8	10	12	Total	
Never	59.8	64.8	66.1	78.9	66.0	
Rarely	13.9	13.8	14.1	11.4	13.5	
Sometimes	13.6	12.5	10.2	3.3	10.8	
Often	6.1	5.5	6.6	4.1	5.7	
Almost always	6.6	3.3	3.0	2.4	4.1	
N of Valid	440	455	304	246	1445	
N of Miss	37	33	23	13	106	

Table 141: Think back over the last two weeks. How many times have you had five or more alcoholic drinks in a row?


Response	6	8	10	12	Total	
None	98.9	96.5	85.7	87.8	93.5	
Once	0.9	1.1	5.2	2.9	2.2	
Twice	0.2	1.5	2.3	4.5	1.8	
3-5 times	0.0	0.9	3.2	3.3	1.5	
6-9 times	0.0	0.0	1.3	0.0	0.3	
10 or more times	0.0	0.0	2.3	1.6	0.8	
N of Valid	451	459	308	245	1463	
N of Miss	26	29	19	14	88	

Table 142: During the past 30 days, how many times did you ride in a car or other vehicle driven by someone who had been drinking alcohol or using drugs to get high?


Response	6	8	10	12	Total	
0 times	92.5	91.5	86.6	84.5	89.6	
1 time	2.2	4.6	6.2	6.9	4.6	
2 or 3 times	2.9	2.2	4.6	5.7	3.5	
4 or 5 times	0.7	0.9	1.0	1.2	0.9	
6 or more times	1.8	0.9	1.6	1.6	1.4	
N of Valid	453	460	305	245	1463	
N of Miss	24	28	22	14	88	

Table 143: During the past 30 days, how many times did you drive a car or other vehicle when you had been drinking alcohol or using drugs to get high?


Response	6	8	10	12	Total	
I did not drive a car in the past 30 days	50.7	54.8	42.5	24.0	45.7	
0 times	48.4	44.0	53.6	69.0	51.7	
1 time	0.5	0.9	1.9	3.7	1.5	
2 or 3 times	0.0	0.0	1.0	0.8	0.4	
4 or 5 times	0.5	0.2	0.0	0.8	0.4	
6 or more times	0.0	0.0	1.0	1.7	0.5	
N of Valid	428	445	308	242	1423	
N of Miss	49	43	19	17	128	

Table 144: If you drank alcohol (not just a sip or taste) in the past year, how did you usually get it?













Response	6	8	10	12	Total	
I did not drink alcohol in the past year	95.2	86.9	65.9	55.6	79.7	
I bought it myself with a fake ID	0.0	0.2	0.0	0.0	0.1	
I bought it myself without a fake ID	0.2	0.0	0.3	0.4	0.2	
I got it from someone I know age 21 or older	0.5	2.7	11.3	16.9	6.2	
I got it from someone I know under age 21	0.2	1.1	4.6	5.8	2.4	
I got it from my brother or sister	0.0	0.7	1.0	0.0	0.4	
I got it from home with my parents' permission	0.7	1.6	4.6	7.0	2.9	
I got it from home without my parents' permission	0.5	1.8	2.3	1.6	1.5	
I got it from another relative	0.2	0.7	1.3	4.1	1.3	
A stranger bought it for me	0.0	0.2	1.0	0.0	0.3	
I took it from a store or shop	0.0	0.0	0.0	0.4	0.1	
Other	2.5	4.2	7.6	8.2	5.1	
N of Valid	442	450	302	243	1437	
N of Miss	35	38	25	16	114	

Table 145: If you drank alcohol (not just a sip or taste) in the past year, where did you usually drink it?










Response	6	8	10	12	Total	
I did not drink alcohol in the past year	96.9	87.9	67.0	59.1	81.5	
At my home	1.8	4.5	10.3	11.4	6.0	
At someone else's home	0.4	5.6	18.3	25.3	9.9	
At an open area like a park, beach, field, back road, woods, or a street corner	0.4	1.1	4.0	3.0	1.8	
At a sporting event or concert	0.2	0.0	0.0	0.4	0.1	
At a restaurant, bar, or a nightclub	0.0	0.0	0.3	0.4	0.1	
At an empty building or a construction site	0.0	0.4	0.0	0.4	0.2	
At a hotel/motel	0.0	0.0	0.0	0.0	0.0	
An a car	0.0	0.2	0.0	0.0	0.1	
At school	0.2	0.2	0.0	0.0	0.1	
N of Valid	445	447	300	237	1429	
N of Miss	32	41	27	22	122	

Table 146: How do you feel about someone your age having one or two drinks of an alcoholic beverage nearly every day?





Response	6	8	10	12	Total	
Neither approve nor disapprove	16.6	19.9	34.3	35.3	24.6	
Somewhat disapprove	4.6	13.2	19.0	23.2	13.5	
Strongly disapprove	65.7	56.5	38.9	34.4	51.8	
Don't know or can't say	13.1	10.5	7.8	7.1	10.1	
N of Valid	434	448	306	241	1429	
N of Miss	43	40	21	18	122	

Table 147: On how many occasions have you had alcoholic beverages (beer, wine or hard liquor) to drink in your lifetime - more than just a few sips?








Response	6	8	10	12	Total	
0	94.1	82.4	59.0	48.8	75.5	
1-2	3.7	8.5	11.3	12.5	8.3	
3-5	2.0	4.8	9.4	11.3	6.0	
6-9	0.2	1.5	7.4	6.0	3.1	
10-19	0.0	1.1	2.9	9.7	2.6	
20-39	0.0	0.4	5.2	2.4	1.6	
40	0.0	1.3	4.8	9.3	3.0	
N of Valid	458	461	310	248	1477	
N of Miss	19	27	17	11	74	

Table 148: On how many occasions have you drunk one of more drinks of an alcoholic beverage during the past 30 days?








Response	6	8	10	12	Total	
0	99.3	95.7	80.2	82.1	91.3	
1-2	0.7	3.7	11.4	8.9	5.2	
3-5	0.0	0.0	3.9	4.5	1.6	
6-9	0.0	0.4	1.9	2.4	1.0	
10-19	0.0	0.2	1.3	1.6	0.6	
20-39	0.0	0.0	0.3	0.4	0.1	
40	0.0	0.0	1.0	0.0	0.2	
N of Valid	455	462	308	246	1471	
N of Miss	22	26	19	13	80	

Table 149: On how many occasions have you used marijuana (grass, pot) or hashish (hash, hash oil) in your lifetime?


Response	6	8	10	12	Total	
0	99.6	94.3	83.2	76.0	90.5	
1-2	0.2	2.2	3.6	6.5	2.6	
3-5	0.0	1.1	4.2	2.8	1.7	
6-9	0.0	0.7	2.3	2.0	1.0	
10-19	0.0	0.2	1.6	0.8	0.5	
20-39	0.0	0.7	1.3	3.7	1.1	
40	0.2	0.9	3.9	8.1	2.5	
N of Valid	454	459	309	246	1468	
N of Miss	23	29	18	13	83	

Table 150: On how many occasions have you used marijuana (grass, pot) or hashish (hash, hash oil) during the past 30 days?


Response	6	8	10	12	Total	
0	99.6	98.0	91.9	92.3	96.3	
1-2	0.2	0.9	4.2	2.8	1.7	
3-5	0.0	0.4	1.3	0.0	0.4	
6-9	0.0	0.2	1.3	0.8	0.5	
10-19	0.0	0.0	1.0	0.8	0.3	
20-39	0.0	0.2	0.0	0.4	0.1	
40	0.2	0.2	0.3	2.8	0.7	
N of Valid	456	460	310	246	1472	
N of Miss	21	28	17	13	79	

Table 151: On how many occasions have you used LSD or other psychedelics in your lifetime?


Response	6	8	10	12	Total	
0	100.0	99.8	98.4	95.1	98.8	
1-2	0.0	0.2	1.0	2.4	0.7	
3-5	0.0	0.0	0.3	1.2	0.3	
6-9	0.0	0.0	0.0	0.8	0.1	
10-19	0.0	0.0	0.0	0.0	0.0	
20-39	0.0	0.0	0.0	0.0	0.0	
40	0.0	0.0	0.3	0.4	0.1	
N of Valid	450	458	309	246	1463	
N of Miss	27	30	18	13	88	

Table 152: On how many occasions have you used LSD or other psychedelics during the past 30 days?


Response	6	8	10	12	Total	
0	100.0	100.0	99.4	99.2	99.7	
1-2	0.0	0.0	0.3	0.4	0.1	
3-5	0.0	0.0	0.3	0.0	0.1	
6-9	0.0	0.0	0.0	0.0	0.0	
10-19	0.0	0.0	0.0	0.4	0.1	
20-39	0.0	0.0	0.0	0.0	0.0	
40	0.0	0.0	0.0	0.0	0.0	
N of Valid	446	457	310	247	1460	
N of Miss	31	31	17	12	91	

Table 153: On how many occasions have you used cocaine or crack in your lifetime?


Response	6	8	10	12	Total	
0	99.8	99.3	98.4	98.0	99.0	
1-2	0.2	0.7	0.3	0.4	0.4	
3-5	0.0	0.0	0.3	0.8	0.2	
6-9	0.0	0.0	0.0	0.0	0.0	
10-19	0.0	0.0	0.6	0.4	0.2	
20-39	0.0	0.0	0.0	0.0	0.0	
40	0.0	0.0	0.3	0.4	0.1	
N of Valid	454	461	311	245	1471	
N of Miss	23	27	16	14	80	

Table 154: On how many occasions have you used cocaine or crack during the past 30 days?


Response	6	8	10	12	Total	
0	100.0	99.8	99.4	98.8	99.6	
1-2	0.0	0.0	0.0	1.2	0.2	
3-5	0.0	0.2	0.0	0.0	0.1	
6-9	0.0	0.0	0.3	0.0	0.1	
10-19	0.0	0.0	0.0	0.0	0.0	
20-39	0.0	0.0	0.0	0.0	0.0	
40	0.0	0.0	0.3	0.0	0.1	
N of Valid	452	456	310	246	1464	
N of Miss	25	32	17	13	87	

Table 155: On how many occasions have you sniffed glue, breathed the contents of an aerosol spray can, or inhaled other gases or sprays, in order to get high in your lifetime?








Response	6	8	10	12	Total	
0	96.2	94.7	92.9	95.5	94.9	
1-2	2.7	3.3	3.5	1.2	2.8	
3-5	0.4	1.1	1.9	0.8	1.0	
6-9	0.4	0.4	0.6	1.2	0.6	
10-19	0.0	0.4	0.0	0.4	0.2	
20-39	0.0	0.0	0.0	0.4	0.1	
40	0.2	0.0	1.0	0.4	0.3	
N of Valid	449	454	311	246	1460	
N of Miss	28	34	16	13	91	

Table 156: On how many occasions have you sniffed glue, breathed the contents of an aerosol spray can, or inhaled other gases or sprays, in order to get high during the past 30 days?





Response	6	8	10	12	Total	
0	98.2	97.8	98.4	98.8	98.2	
1-2	1.8	1.5	0.6	0.4	1.2	
3-5	0.0	0.7	0.3	0.0	0.3	
6-9	0.0	0.0	0.6	0.8	0.3	
10-19	0.0	0.0	0.0	0.0	0.0	
20-39	0.0	0.0	0.0	0.0	0.0	
40	0.0	0.0	0.0	0.0	0.0	
N of Valid	449	456	310	248	1463	
N of Miss	28	32	17	11	88	

Table 157: On how many occasions have you used Daztrex in your lifetime?


Response	6	8	10	12	Total	
0	100.0	100.0	100.0	100.0	100.0	
1-2	0.0	0.0	0.0	0.0	0.0	
3-5	0.0	0.0	0.0	0.0	0.0	
6-9	0.0	0.0	0.0	0.0	0.0	
10-19	0.0	0.0	0.0	0.0	0.0	
20-39	0.0	0.0	0.0	0.0	0.0	
40	0.0	0.0	0.0	0.0	0.0	
N of Valid	442	460	308	246	1456	
N of Miss	35	28	19	13	95	

Table 158: On how many occasions have you used Daztrex during the past 30 days?


Response	6	8	10	12	Total	
0	100.0	100.0	100.0	100.0	100.0	
1-2	0.0	0.0	0.0	0.0	0.0	
3-5	0.0	0.0	0.0	0.0	0.0	
6-9	0.0	0.0	0.0	0.0	0.0	
10-19	0.0	0.0	0.0	0.0	0.0	
20-39	0.0	0.0	0.0	0.0	0.0	
40	0.0	0.0	0.0	0.0	0.0	
N of Valid	440	458	308	244	1450	
N of Miss	37	30	19	15	101	

Table 159: On how many occasions have you used synthetic marijuana (K2, spice) in your lifetime?







Response	6	8	10	12	Total	
0	99.6	98.2	95.1	96.3	97.7	
1-2	0.2	1.1	2.3	2.0	1.2	
3-5	0.0	0.0	1.0	0.8	0.3	
6-9	0.0	0.2	1.3	0.0	0.3	
10-19	0.0	0.4	0.0	0.4	0.2	
20-39	0.0	0.0	0.0	0.0	0.0	
40	0.2	0.0	0.3	0.4	0.2	
N of Valid	446	457	309	244	1456	
N of Miss	31	31	18	15	95	

Table 160: On how many occasions have you used synthetic marijuana (K2, spice) during the past 30 days?


Response	6	8	10	12	Total	
0	99.8	99.3	98.1	100.0	99.3	
1-2	0.0	0.4	1.0	0.0	0.3	
3-5	0.0	0.2	0.3	0.0	0.1	
6-9	0.0	0.0	0.3	0.0	0.1	
10-19	0.0	0.0	0.0	0.0	0.0	
20-39	0.0	0.0	0.0	0.0	0.0	
40	0.2	0.0	0.3	0.0	0.1	
N of Valid	447	457	310	243	1457	
N of Miss	30	31	17	16	94	

Table 161: On how many occasions have you used methamphetamines (meth, speed, crank, crystal meth) in your lifetime?


Response	6	8	10	12	Total	
0	99.8	99.6	97.7	99.2	99.2	
1-2	0.2	0.4	1.0	0.0	0.4	
3-5	0.0	0.0	0.3	0.8	0.2	
6-9	0.0	0.0	0.0	0.0	0.0	
10-19	0.0	0.0	0.0	0.0	0.0	
20-39	0.0	0.0	0.3	0.0	0.1	
40	0.0	0.0	0.6	0.0	0.1	
N of Valid	448	453	311	243	1455	
N of Miss	29	35	16	16	96	

Table 162: On how many occasions have you used methamphetamines (meth, speed, crank, crystal meth) in the past 30 days?


Response	6	8	10	12	Total	
0	100.0	100.0	99.4	99.6	99.8	
1-2	0.0	0.0	0.3	0.0	0.1	
3-5	0.0	0.0	0.3	0.4	0.1	
6-9	0.0	0.0	0.0	0.0	0.0	
10-19	0.0	0.0	0.0	0.0	0.0	
20-39	0.0	0.0	0.0	0.0	0.0	
40	0.0	0.0	0.0	0.0	0.0	
N of Valid	444	453	310	243	1450	
N of Miss	33	35	17	16	101	

Table 163: On how many occasions have you used other chemical products (bath salts, plant food, etc.) in your lifetime?


Response	6	8	10	12	Total	
0	99.1	99.1	97.7	99.6	98.9	
1-2	0.5	0.7	0.6	0.4	0.6	
3-5	0.0	0.0	0.6	0.0	0.1	
6-9	0.0	0.0	0.0	0.0	0.0	
10-19	0.0	0.0	0.6	0.0	0.1	
20-39	0.0	0.2	0.0	0.0	0.1	
40	0.5	0.0	0.3	0.0	0.2	
N of Valid	440	453	310	244	1447	
N of Miss	37	35	17	15	104	

Table 164: On how many occasions have you used other chemical products (bath salts, plant food, etc.) during the past 30 days?


Response	6	8	10	12	Total	
0	99.8	99.8	99.7	99.6	99.7	
1-2	0.2	0.2	0.3	0.0	0.2	
3-5	0.0	0.0	0.0	0.4	0.1	
6-9	0.0	0.0	0.0	0.0	0.0	
10-19	0.0	0.0	0.0	0.0	0.0	
20-39	0.0	0.0	0.0	0.0	0.0	
40	0.0	0.0	0.0	0.0	0.0	
N of Valid	439	453	308	244	1444	
N of Miss	38	35	19	15	107	

Table 165: On how many occasions have you used heroin or other opiates in your lifetime?


Response	6	8	10	12	Total	
0	100.0	99.8	98.7	100.0	99.7	
1-2	0.0	0.2	0.3	0.0	0.1	
3-5	0.0	0.0	0.0	0.0	0.0	
6-9	0.0	0.0	0.3	0.0	0.1	
10-19	0.0	0.0	0.0	0.0	0.0	
20-39	0.0	0.0	0.3	0.0	0.1	
40	0.0	0.0	0.3	0.0	0.1	
N of Valid	441	453	309	243	1446	
N of Miss	36	35	18	16	105	

Table 166: On how many occasions have you used heroin or other opiates during the past 30 days?


Response	6	8	10	12	Total	
0	100.0	100.0	99.7	99.6	99.9	
1-2	0.0	0.0	0.0	0.4	0.1	
3-5	0.0	0.0	0.0	0.0	0.0	
6-9	0.0	0.0	0.3	0.0	0.1	
10-19	0.0	0.0	0.0	0.0	0.0	
20-39	0.0	0.0	0.0	0.0	0.0	
40	0.0	0.0	0.0	0.0	0.0	
N of Valid	440	455	308	243	1446	
N of Miss	37	33	19	16	105	

Table 167: On how many occasions have you used MDMA ('X', 'E', or ecstasy) in your lifetime?


Response	6	8	10	12	Total	
0	100.0	99.1	98.7	98.8	99.2	
1-2	0.0	0.4	0.6	0.8	0.4	
3-5	0.0	0.2	0.3	0.4	0.2	
6-9	0.0	0.0	0.3	0.0	0.1	
10-19	0.0	0.2	0.0	0.0	0.1	
20-39	0.0	0.0	0.0	0.0	0.0	
40	0.0	0.0	0.0	0.0	0.0	
N of Valid	438	451	308	243	1440	
N of Miss	39	37	19	16	111	

Table 168: On how many occasions have you used MDMA ('X', 'E', or ecstasy) during the past 30 days?


Response	6	8	10	12	Total	
0	100.0	99.6	99.4	100.0	99.7	
1-2	0.0	0.4	0.6	0.0	0.3	
3-5	0.0	0.0	0.0	0.0	0.0	
6-9	0.0	0.0	0.0	0.0	0.0	
10-19	0.0	0.0	0.0	0.0	0.0	
20-39	0.0	0.0	0.0	0.0	0.0	
40	0.0	0.0	0.0	0.0	0.0	
N of Valid	433	453	309	240	1435	
N of Miss	44	35	18	19	116	

Table 169: On how many occasions have you taken prescription drugs (such as Valium, Xanax, Ritalin, Adderall, OxyContin, Darvocet, or sleeping pills) not prescribed to you in your lifetime?








Response	6	8	10	12	Total	
0	96.6	93.6	84.2	87.6	91.5	
1-2	2.5	3.3	7.1	2.5	3.7	
3-5	0.5	0.7	2.9	4.5	1.7	
6-9	0.0	0.4	2.9	2.1	1.1	
10-19	0.0	0.7	1.6	0.4	0.6	
20-39	0.2	0.4	0.3	1.2	0.5	
40	0.2	0.9	1.0	1.7	0.8	
N of Valid	436	454	310	242	1442	
N of Miss	41	34	17	17	109	

Table 170: On how many occasions have you taken prescription drugs (such as Valium, Xanax, Ritalin, Adderall, OxyContin, Darvocet, or sleeping pills) not prescribed to you during the past 30 days?







Response	6	8	10	12	Total	
0	99.3	96.7	94.9	95.4	96.9	
1-2	0.2	1.5	3.2	2.9	1.7	
3-5	0.0	1.1	1.3	0.4	0.7	
6-9	0.0	0.2	0.6	0.4	0.3	
10-19	0.0	0.4	0.0	0.8	0.3	
20-39	0.5	0.0	0.0	0.0	0.1	
40	0.0	0.0	0.0	0.0	0.0	
N of Valid	444	453	311	241	1449	
N of Miss	33	35	16	18	102	

Table 171: On how many occasions have you taken non-prescription medicines such as diet pills (for example, Dietac, Dexatrim or Prolamine), stay-awake pills (for example No-Doz, Vivarin, or Wake), or cough or cold medicines (robos, DXM, etc.) to get high in your lifetime?








Response	6	8	10	12	Total	
0	98.9	96.9	95.5	92.1	96.4	
1-2	0.7	1.5	0.6	2.5	1.2	
3-5	0.2	0.7	1.0	2.1	0.8	
6-9	0.2	0.0	1.3	0.4	0.4	
10-19	0.0	0.0	1.0	1.2	0.4	
20-39	0.0	0.4	0.0	0.4	0.2	
40	0.0	0.4	0.6	1.2	0.5	
N of Valid	447	453	309	242	1451	
N of Miss	30	35	18	17	100	

Table 172: On how many occasions have you taken non-prescription medicines such as diet pills (for example, Dietac, Dexatrim or Prolamine), stay-awake pills (for example No-Doz, Vivarin, or Wake), or cough or cold medicines (robos, DXM, etc.) to get high during the past 30 days?






Response	6	8	10	12	Total	
0	99.1	98.2	97.4	97.9	98.3	
1-2	0.7	1.1	1.6	1.2	1.1	
3-5	0.0	0.4	1.0	0.4	0.4	
6-9	0.2	0.0	0.0	0.0	0.1	
10-19	0.0	0.2	0.0	0.4	0.1	
20-39	0.0	0.0	0.0	0.0	0.0	
40	0.0	0.0	0.0	0.0	0.0	
N of Valid	443	454	307	241	1445	
N of Miss	34	34	20	18	106	

Table 173: On how many occasions have you been drunk or very high from drinking alcoholic beverages during the past 30 days?


Response	6	8	10	12	Total	
0	99.3	97.6	89.7	89.3	95.1	
1-2	0.4	1.1	5.0	5.4	2.4	
3-5	0.2	0.9	1.3	3.7	1.2	
6-9	0.0	0.0	0.7	0.4	0.2	
10-19	0.0	0.4	2.3	0.4	0.7	
20-39	0.0	0.0	0.7	0.4	0.2	
40	0.0	0.0	0.3	0.4	0.1	
N of Valid	446	452	302	242	1442	
N of Miss	31	36	25	17	109	

Table 174: On how many occasions have you drunk flavored alcoholic beverages, sometimes called 'alcopops' (like Mike's Hard Lemonade, Smirnoff Ice, Bacardi Breezers, etc.) in your lifetime?


Response	6	8	10	12	Total	
0	97.3	89.4	72.7	66.9	84.6	
1-2	1.6	5.9	5.5	9.9	5.2	
3-5	0.7	1.1	7.8	7.0	3.4	
6-9	0.2	1.1	3.6	5.0	2.0	
10-19	0.2	0.7	2.9	5.0	1.7	
20-39	0.0	0.2	3.9	2.1	1.2	
40	0.0	1.5	3.6	4.1	1.9	
N of Valid	448	454	308	242	1452	
N of Miss	29	34	19	17	99	

Table 175: On how many occasions have you drunk flavored alcoholic beverages, sometimes called 'alcopops' (like Mike's Hard Lemonade, Smirnoff Ice, Bacardi Breezers, etc.) during the past 30 days?








Response	6	8	10	12	Total	
0	99.1	97.3	87.3	88.0	94.2	
1-2	0.9	1.3	6.5	7.4	3.3	
3-5	0.0	1.1	2.9	1.7	1.2	
6-9	0.0	0.0	2.0	1.2	0.6	
10-19	0.0	0.2	0.3	0.4	0.2	
20-39	0.0	0.0	1.0	0.8	0.3	
40	0.0	0.0	0.0	0.4	0.1	
N of Valid	446	450	307	242	1445	
N of Miss	31	38	20	17	106	

Table 176: If you used prescription drugs or over the counter drugs without a doctor telling you to use it or for the purpose of getting high, where did you get these drugs? - Did not use



Response	6	8	10	12	Total	
No	11.9	10.7	14.7	16.2	12.8	
Yes	88.1	89.3	85.3	83.8	87.2	
N of Valid	477	488	327	259	1551	
N of Miss	0	0	0	0	0	

Table 177: If you used prescription drugs or over the counter drugs without a doctor telling you to use it or for the purpose of getting high, where did you get these drugs? - Bought or took from store or shop



Response	6	8	10	12	Total	
No	99.8	99.8	99.1	98.1	99.4	
Yes	0.2	0.2	0.9	1.9	0.6	
N of Valid	477	488	327	259	1551	
N of Miss	0	0	0	0	0	

Table 178: If you used prescription drugs or over the counter drugs without a doctor telling you to use it or for the purpose of getting high, where did you get these drugs? -
Got from parents with permission



Response	6	8	10	12	Total	
No	99.8	98.4	97.6	97.3	98.5	
Yes	0.2	1.6	2.4	2.7	1.5	
N of Valid	477	488	327	259	1551	
N of Miss	0	0	0	0	0	

Table 179: If you used prescription drugs or over the counter drugs without a doctor telling you to use it or for the purpose of getting high, where did you get these drugs? -
Got from home without permission



Response	6	8	10	12	Total	
No	99.8	99.8	96.9	97.7	98.8	
Yes	0.2	0.2	3.1	2.3	1.2	
N of Valid	477	488	327	259	1551	
N of Miss	0	0	0	0	0	

Table 180: If you used prescription drugs or over the counter drugs without a doctor telling you to use it or for the purpose of getting high, where did you get these drugs? -
Got from relative with permission



Response	6	8	10	12	Total	
No	99.6	99.2	99.4	99.2	99.4	
Yes	0.4	0.8	0.6	0.8	0.6	
N of Valid	477	488	327	259	1551	
N of Miss	0	0	0	0	0	

Table 181: If you used prescription drugs or over the counter drugs without a doctor telling you to use it or for the purpose of getting high, where did you get these drugs? -
Got from relative without permission



Response	6	8	10	12	Total	
No	99.8	100.0	99.1	99.2	99.6	
Yes	0.2	0.0	0.9	0.8	0.4	
N of Valid	477	488	327	259	1551	
N of Miss	0	0	0	0	0	

Table 182: If you used prescription drugs or over the counter drugs without a doctor telling you to use it or for the purpose of getting high, where did you get these drugs? -
Got from friend's home with permission



Response	6	8	10	12	Total	
No	100.0	99.4	99.1	97.7	99.2	
Yes	0.0	0.6	0.9	2.3	0.8	
N of Valid	477	488	327	259	1551	
N of Miss	0	0	0	0	0	

Table 183: If you used prescription drugs or over the counter drugs without a doctor telling you to use it or for the purpose of getting high, where did you get these drugs? -
Got from friend's home without permission



Response	6	8	10	12	Total	
No	99.8	100.0	100.0	99.2	99.8	
Yes	0.2	0.0	0.0	0.8	0.2	
N of Valid	477	488	327	259	1551	
N of Miss	0	0	0	0	0	

Table 184: If you used prescription drugs or over the counter drugs without a doctor telling you to use it or for the purpose of getting high, where did you get these drugs? -
Got from friend at school



Response	6	8	10	12	Total	
No	100.0	100.0	99.7	98.5	99.7	
Yes	0.0	0.0	0.3	1.5	0.3	
N of Valid	477	488	327	259	1551	
N of Miss	0	0	0	0	0	

Table 185: If you used prescription drugs or over the counter drugs without a doctor telling you to use it or for the purpose of getting high, where did you get these drugs? -
Got from friend at party



Response	6	8	10	12	Total	
No	99.8	99.4	98.5	98.1	99.1	
Yes	0.2	0.6	1.5	1.9	0.9	
N of Valid	477	488	327	259	1551	
N of Miss	0	0	0	0	0	

Table 186: If you used prescription drugs or over the counter drugs without a doctor telling you to use it or for the purpose of getting high, where did you get these drugs? -
Got from friend, elsewhere



Response	6	8	10	12	Total	
No	100.0	99.2	98.8	96.5	98.9	
Yes	0.0	0.8	1.2	3.5	1.1	
N of Valid	477	488	327	259	1551	
N of Miss	0	0	0	0	0	

Table 187: If you used prescription drugs or over the counter drugs without a doctor telling you to use it or for the purpose of getting high, where did you get these drugs? -
Got from internet sale



Response	6	8	10	12	Total	
No	100.0	100.0	99.7	99.6	99.9	
Yes	0.0	0.0	0.3	0.4	0.1	
N of Valid	477	488	327	259	1551	
N of Miss	0	0	0	0	0	

Table 188: During the last month, about how many marijuana cigarettes, or the equivalent, did you smoke a day, on the average?








Response	6	8	10	12	Total	
None	99.8	96.2	93.5	89.7	95.6	
Less than 1 a day	0.2	2.0	2.9	4.5	2.1	
1 a day	0.0	0.7	1.6	0.8	0.7	
2-3 a day	0.0	0.7	0.7	2.5	0.8	
4-6 a day	0.0	0.2	1.0	1.2	0.5	
7-10 a day	0.0	0.2	0.3	0.0	0.1	
11 or more a day	0.0	0.0	0.0	1.2	0.2	
N of Valid	431	453	306	243	1433	
N of Miss	46	35	21	16	118	

Table 189: How wrong do your friends feel it would be for YOU to: have one or two drinks of an alcoholic beverage nearly every day?





Response	6	8	10	12	Total	
Very wrong	84.8	71.2	48.0	38.8	64.9	
Wrong	10.4	14.9	21.2	26.9	16.9	
A little bit wrong	4.1	8.6	16.9	17.4	10.5	
Not at all wrong	0.7	5.3	13.9	16.9	7.7	
N of Valid	434	451	302	242	1429	
N of Miss	43	37	25	17	122	

Table 190: How wrong do your friends feel it would be for YOU to: smoke tobacco?





Response	6	8	10	12	Total	
Very wrong	88.2	76.4	60.3	46.1	71.5	
Wrong	8.5	12.5	18.2	21.6	14.0	
A little bit wrong	2.8	6.9	8.9	15.8	7.6	
Not at all wrong	0.5	4.2	12.6	16.6	6.9	
N of Valid	434	449	302	241	1426	
N of Miss	43	39	25	18	125	

Table 191: How wrong do your friends feel it would be for YOU to: smoke marijuana?





Response	6	8	10	12	Total	
Very wrong	94.0	77.5	57.5	46.7	73.0	
Wrong	3.5	10.5	17.9	17.4	11.1	
A little bit wrong	1.6	5.8	10.3	15.7	7.2	
Not at all wrong	0.9	6.2	14.3	20.2	8.7	
N of Valid	431	449	301	242	1423	
N of Miss	46	39	26	17	128	

Table 192: How wrong do your friends feel it would be for YOU to: use prescription drugs not prescribed to you?





Response	6	8	10	12	Total	
Very wrong	89.4	78.4	69.8	68.2	78.2	
Wrong	7.6	12.2	14.3	15.7	11.9	
A little bit wrong	2.3	5.1	11.6	9.1	6.3	
Not at all wrong	0.7	4.2	4.3	7.0	3.7	
N of Valid	432	449	301	242	1424	
N of Miss	45	39	26	17	127	

Table 193: How wrong would most adults (over 21) in your neighborhood think it is for kids your age: to use marijuana?





Response	6	8	10	12	Total	
Very wrong	92.0	82.2	69.7	62.0	79.0	
Wrong	5.4	11.1	19.0	20.2	12.7	
A little bit wrong	1.9	4.9	5.3	7.4	4.5	
Not at all wrong	0.7	1.8	6.0	10.3	3.8	
N of Valid	423	449	300	242	1414	
N of Miss	54	39	27	17	137	

Table 194: How wrong would most adults (over 21) in your neighborhood think it is for kids your age: to drink alcohol?





Response	6	8	10	12	Total	
Very wrong	86.2	76.0	61.7	52.3	71.9	
Wrong	9.3	14.2	19.7	22.8	15.4	
A little bit wrong	2.9	7.0	11.0	15.8	8.1	
Not at all wrong	1.7	2.9	7.7	9.1	4.6	
N of Valid	421	445	300	241	1407	
N of Miss	56	43	27	18	144	

Table 195: How wrong would most adults (over 21) in your neighborhood think it is for kids your age: to smoke cigarettes?





Response	6	8	10	12	Total	
Very wrong	86.2	77.9	67.0	51.2	73.5	
Wrong	9.0	13.2	18.3	24.6	15.0	
A little bit wrong	2.9	6.5	6.7	12.5	6.5	
Not at all wrong	1.9	2.5	8.0	11.7	5.0	
N of Valid	420	448	300	240	1408	
N of Miss	57	40	27	19	143	

Table 196: How much do each of the following statements describe your neighborhood? crime and/or drug selling





Response	6	8	10	12	Total	
NO!	82.3	72.9	64.8	59.6	71.7	
no	11.2	17.4	22.6	25.0	18.0	
yes	4.5	6.8	9.0	10.8	7.3	
YES!	1.9	2.9	3.7	4.6	3.1	
N of Valid	418	443	301	240	1402	
N of Miss	59	45	26	19	149	

Table 197: How much do each of the following statements describe your neighborhood? fights





Response	6	8	10	12	Total	
NO!	75.4	70.7	59.3	59.6	67.8	
no	13.5	16.9	26.7	27.9	19.9	
yes	6.0	9.0	8.3	7.5	7.7	
YES!	5.1	3.4	5.7	5.0	4.6	
N of Valid	415	444	300	240	1399	
N of Miss	62	44	27	19	152	

Table 198: How much do each of the following statements describe your neighborhood? lots of empty or abandoned buildings

Response	6	8	10	12	Total	
NO!	80.0	73.4	59.7	62.5	70.5	
no	12.9	17.6	30.3	27.5	20.7	
yes	5.9	6.8	8.0	7.9	7.0	
YES!	1.2	2.3	2.0	2.1	1.9	
N of Valid	410	444	300	240	1394	
N of Miss	67	44	27	19	157	

Table 199: How much do each of the following statements describe your neighborhood? lots of graffiti

Response	6	8	10	12	Total	
NO!	86.4	78.5	67.7	68.9	76.8	
no	9.9	16.2	26.3	26.6	18.3	
yes	1.5	3.4	3.7	2.9	2.8	
YES!	2.2	1.8	2.4	1.7	2.0	
N of Valid	403	438	297	241	1379	
N of Miss	74	50	30	18	172	

Table 200: I feel safe in my neighborhood.

Response	6	8	10	12	Total	
NO!	8.5	6.6	9.2	7.1	7.8	
no	7.2	7.0	7.9	10.5	7.9	
yes	24.2	29.7	34.7	36.1	30.2	
YES!	60.1	56.7	48.2	46.2	54.1	
N of Valid	414	441	303	238	1396	
N of Miss	63	47	24	21	155	

Table 201: If a kid smoked marijuana in your neighborhood would he or she be caught by the police?

Response	6	8	10	12	Total	
NO!	6.4	12.1	16.9	18.8	12.6	
no	14.0	29.4	38.9	48.8	30.2	
yes	36.5	32.2	28.4	22.1	30.9	
YES!	43.1	26.2	15.9	10.4	26.2	
N of Valid	408	428	296	240	1372	
N of Miss	69	60	31	19	179	

Table 202: If a kid drank some beer, wine or hard liquor (for example, vodka, whiskey, or gin) in your neighborhood would he or she be caught by the police?

Response	6	8	10	12	Total	
NO!	6.6	15.2	21.4	24.2	15.6	
no	20.9	34.2	47.8	50.8	36.1	
yes	36.4	28.1	20.7	15.8	26.8	
YES!	36.1	22.5	10.2	9.2	21.5	
N of Valid	407	427	295	240	1369	
N of Miss	70	61	32	19	182	

Table 203: If a kid carried a handgun in your neighborhood would he or she be caught by the police?

Response	6	8	10	12	Total	
NO!	7.1	13.0	17.3	16.7	12.8	
no	15.2	21.8	24.7	31.8	22.2	
yes	31.9	32.7	35.6	31.4	32.9	
YES!	45.7	32.5	22.4	20.1	32.1	
N of Valid	407	422	295	239	1363	
N of Miss	70	66	32	20	188	

Table 204: If you wanted to get some cigarettes, how easy would it be for you to get some?





Response	6	8	10	12	Total	
Very hard	78.4	62.9	40.0	21.8	55.1	
Sort of hard	10.2	13.8	19.7	10.9	13.5	
Sort of easy	5.8	12.6	19.3	17.6	13.0	
Very easy	5.6	10.7	21.0	49.8	18.4	
N of Valid	394	428	300	239	1361	
N of Miss	83	60	27	20	190	

Table 205: If you wanted to get some beer, wine or hard liquor (for example, vodka, whiskey, or gin), how easy would it be for you to get some?





Response	6	8	10	12	Total	
Very hard	79.7	61.4	35.9	26.5	54.9	
Sort of hard	7.7	13.0	15.1	14.7	12.2	
Sort of easy	7.2	13.7	22.8	23.1	15.5	
Very easy	5.4	11.8	26.2	35.7	17.4	
N of Valid	389	422	298	238	1347	
N of Miss	88	66	29	21	204	

Table 206: If you wanted to get a drug like cocaine, LSD, or amphetamines, how easy would it be for you to get some?





Response	6	8	10	12	Total	
Very hard	95.1	90.1	74.9	61.9	83.2	
Sort of hard	3.1	6.4	13.9	18.8	9.3	
Sort of easy	1.3	2.6	7.5	8.4	4.3	
Very easy	0.5	0.9	3.7	10.9	3.2	
N of Valid	385	424	295	239	1343	
N of Miss	92	64	32	20	208	

Table 207: If you wanted to get a handgun, how easy would it be for you to get one?





Response	6	8	10	12	Total	
Very hard	75.3	65.0	56.4	53.1	64.0	
Sort of hard	10.0	12.4	15.8	13.0	12.6	
Sort of easy	7.7	12.1	11.4	14.2	11.1	
Very easy	6.9	10.5	16.4	19.7	12.4	
N of Valid	389	420	298	239	1346	
N of Miss	88	68	29	20	205	

Table 208: If you wanted to get some marijuana, how easy would it be for you to get some?





Response	6	8	10	12	Total	
Very hard	94.0	81.6	54.6	39.2	71.7	
Sort of hard	2.6	7.3	10.8	8.0	6.9	
Sort of easy	1.3	5.7	13.9	15.6	8.0	
Very easy	2.1	5.4	20.7	37.1	13.4	
N of Valid	384	423	295	237	1339	
N of Miss	93	65	32	22	212	

Table 209: If you wanted to get prescription drugs for the purpose of getting high, how easy would it be for you to get some?





Response	6	8	10	12	Total	
Very hard	84.4	66.7	48.8	44.5	63.9	
Sort of hard	4.2	9.5	12.2	14.3	9.4	
Sort of easy	4.7	12.5	16.3	15.5	11.6	
Very easy	6.8	11.3	22.7	25.6	15.1	
N of Valid	385	423	295	238	1341	
N of Miss	92	65	32	21	210	

Table 210: If you wanted to get synthetic marijuana such as K2 or chemical products such as bath salts to get high, how easy would it be for you to get some?


Response	6	8	10	12	Total	
Very hard	94.8	87.8	73.2	61.1	81.8	
Sort of hard	2.6	6.0	11.2	17.6	8.3	
Sort of easy	0.8	4.1	6.1	10.0	4.7	
Very easy	1.8	2.2	9.5	11.3	5.3	
N of Valid	381	418	295	239	1333	
N of Miss	96	70	32	20	218	

Table 211: If you wanted to get steroids to use or to enhance athletic performance, how easy would it be for you to get some?


Response	6	8	10	12	Total	
Very hard	93.0	89.1	70.7	60.3	81.0	
Sort of hard	3.4	5.4	15.5	19.7	9.6	
Sort of easy	1.8	3.8	9.4	8.8	5.4	
Very easy	1.8	1.7	4.4	11.3	4.0	
N of Valid	383	423	297	239	1342	
N of Miss	94	65	30	20	209	

Table 212: If you wanted to get e-cigarettes, e-cigars, or e-hookahs, how easy would it be for you to get some?


Response	6	8	10	12	Total	
Very hard	90.6	75.8	59.7	38.1	69.7	
Sort of hard	3.4	8.1	8.9	12.6	7.7	
Sort of easy	2.9	9.0	13.0	12.1	8.7	
Very easy	3.1	7.1	18.4	37.2	13.9	
N of Valid	381	422	293	239	1335	
N of Miss	96	66	34	20	216	

Table 213: During the past 12 months, have you participated in any alcohol prevention programs or seen any alcohol prevention messages in your school or community? Yes, a school-based program focused on preventing underage drinking and/or drinking and driving.



Response	6	8	10	12	Total	
No	70.0	80.7	80.1	87.6	78.5	
Yes	30.0	19.3	19.9	12.4	21.5	
N of Valid	477	488	327	259	1551	
N of Miss	0	0	0	0	0	

Table 214: During the past 12 months, have you participated in any alcohol prevention programs or seen any alcohol prevention messages in your school or community? Yes, a community-based program focused on preventing underage drinking and/or drinking and driving (for example, through your church or temple or through youth groups like Boys and Girls Club or 4-H).



Response	6	8	10	12	Total	
No	92.7	95.1	96.9	98.1	95.2	
Yes	7.3	4.9	3.1	1.9	4.8	
N of Valid	477	488	327	259	1551	
N of Miss	0	0	0	0	0	

Table 215: During the past 12 months, have you participated in any alcohol prevention programs or seen any alcohol prevention messages in your school or community? Yes, a media campaign addressing underage drinking and/or drinking and driving (for example, newspaper ads, posters, pamphlets, radio, TV).



Response	6	8	10	12	Total	
No	93.7	90.4	92.4	92.7	92.2	
Yes	6.3	9.6	7.6	7.3	7.8	
N of Valid	477	488	327	259	1551	
N of Miss	0	0	0	0	0	

Table 216: During the past 12 months, have you participated in any alcohol prevention programs or seen any alcohol prevention messages in your school or community? No



Response	6	8	10	12	Total	
No	56.4	42.0	37.6	27.8	43.1	
Yes	43.6	58.0	62.4	72.2	56.9	
N of Valid	477	488	327	259	1551	
N of Miss	0	0	0	0	0	

Table 217: How wrong do your parents feel it would be for YOU to: have one or two drinks of an alcoholic beverage nearly every day?





Response	6	8	10	12	Total	
Very wrong	92.3	87.5	79.3	71.0	84.2	
Wrong	5.7	9.5	11.7	14.7	9.8	
A little bit wrong	1.7	2.1	7.0	10.5	4.5	
Not at all wrong	0.2	0.9	2.0	3.8	1.5	
N of Valid	401	432	299	238	1370	
N of Miss	76	56	28	21	181	

Table 218: How wrong do your parents feel it would be for YOU to: smoke tobacco?





Response	6	8	10	12	Total	
Very wrong	95.3	92.1	88.0	68.6	88.1	
Wrong	2.5	6.8	7.4	16.9	7.4	
A little bit wrong	1.7	0.9	2.3	8.5	2.8	
Not at all wrong	0.5	0.2	2.3	5.9	1.8	
N of Valid	401	429	299	236	1365	
N of Miss	76	59	28	23	186	

Table 219: How wrong do your parents feel it would be for YOU to: smoke marijuana?





Response	6	8	10	12	Total	
Very wrong	97.2	91.4	86.4	71.3	88.5	
Wrong	2.0	5.6	5.1	15.2	6.1	
A little bit wrong	0.5	2.6	5.1	6.3	3.2	
Not at all wrong	0.3	0.5	3.4	7.2	2.2	
N of Valid	396	428	295	237	1356	
N of Miss	81	60	32	22	195	

Table 220: How wrong do your parents feel it would be for YOU to: use prescription drugs not prescribed to you?





Response	6	8	10	12	Total	
Very wrong	97.2	90.2	87.2	81.1	90.0	
Wrong	2.0	5.2	7.1	12.6	6.0	
A little bit wrong	0.3	2.1	4.0	4.2	2.4	
Not at all wrong	0.5	2.6	1.7	2.1	1.7	
N of Valid	395	427	297	238	1357	
N of Miss	82	61	30	21	194	

Table 221: How wrong do your parents feel it would be for YOU to: steal something worth more than \$5?





Response	6	8	10	12	Total	
Very wrong	89.7	86.4	84.2	86.5	86.9	
Wrong	9.0	10.3	11.7	11.4	10.4	
A little bit wrong	1.3	3.3	3.0	2.1	2.4	
Not at all wrong	0.0	0.0	1.0	0.0	0.2	
N of Valid	398	428	298	237	1361	
N of Miss	79	60	29	22	190	

Table 222: How wrong do your parents feel it would be for YOU to: draw graffiti, write things, or draw pictures on buildings or other property (without the owner's permission)?





Response	6	8	10	12	Total	
Very wrong	94.2	89.3	85.9	81.5	88.6	
Wrong	3.6	7.5	10.4	13.0	7.9	
A little bit wrong	2.0	1.9	1.7	3.4	2.1	
Not at all wrong	0.3	1.4	2.0	2.1	1.3	
N of Valid	394	429	298	238	1359	
N of Miss	83	59	29	21	192	

Table 223: How wrong do your parents feel it would be for YOU to: pick a fight with someone?

Response	6	8	10	12	Total	
Very wrong	80.2	69.6	61.0	64.7	69.9	
Wrong	14.1	17.3	26.0	22.3	19.1	
A little bit wrong	4.8	10.5	11.7	10.5	9.1	
Not at all wrong	1.0	2.6	1.3	2.5	1.8	
N of Valid	398	427	300	238	1363	
N of Miss	79	61	27	21	188	

Table 224: During the past 12 months, have you talked with at least one of your parents about the dangers of underage drinking and/or drinking and driving? By parents, we mean either your biological parents, adoptive parents, stepparents, or adult guardians - whether or not they live with you.

Response	6	8	10	12	Total	
No	46.0	54.2	61.2	58.5	54.1	
Yes	54.0	45.8	38.8	41.5	45.9	
N of Valid	389	426	291	234	1340	
N of Miss	88	62	36	25	211	

Table 225: The rules in my family are clear.

Response	6	8	10	12	Total	
NO!	2.5	3.0	3.4	5.9	3.5	
no	3.8	4.9	4.8	8.0	5.1	
yes	23.9	28.8	38.8	40.1	31.5	
YES!	69.8	63.3	53.1	46.0	59.9	
N of Valid	394	430	294	237	1355	
N of Miss	83	58	33	22	196	

Table 226: People in my family have serious arguments about the same things, and often insult or yell at each other.





Response	6	8	10	12	Total	
NO!	44.4	34.9	22.4	22.9	32.8	
no	33.2	39.5	45.6	38.6	38.8	
yes	13.5	17.9	22.4	24.2	18.7	
YES!	8.9	7.7	9.5	14.4	9.6	
N of Valid	392	430	294	236	1352	
N of Miss	85	58	33	23	199	

Table 227: When I am not at home, one of my parents knows where I am and who I am with.





Response	6	8	10	12	Total	
NO!	4.8	3.7	4.1	5.9	4.5	
no	2.3	3.9	7.2	8.1	4.9	
yes	19.4	30.3	43.0	36.4	30.9	
YES!	73.6	62.1	45.7	49.6	59.7	
N of Valid	397	433	293	236	1359	
N of Miss	80	55	34	23	192	

Table 228: My family has clear rules about alcohol and drug use.





Response	6	8	10	12	Total	
NO!	3.3	3.0	3.4	4.6	3.5	
no	2.8	7.2	7.1	12.6	6.9	
yes	17.6	19.3	35.4	36.1	25.3	
YES!	76.2	70.5	54.1	46.6	64.4	
N of Valid	391	430	294	238	1353	
N of Miss	86	58	33	21	198	

Table 229: If you skipped school would you be caught by your parents?

Response	6	8	10	12	Total
NO!	3.8	4.0	6.1	6.8	4.9
no	2.8	9.5	13.9	23.7	11.0
yes	18.4	23.7	35.7	31.8	26.2
YES!	75.0	62.8	44.2	37.7	57.9
N of Valid	392	430	294	236	1352
N of Miss	85	58	33	23	199

Table 230: My parents ask if I've gotten my homework done.

Response	6	8	10	12	Total
NO!	2.1	6.0	9.5	13.5	6.9
no	5.4	10.6	20.4	25.3	13.8
yes	18.7	26.2	35.0	31.6	26.9
YES!	73.8	57.2	35.0	29.5	52.3
N of Valid	390	432	294	237	1353
N of Miss	87	56	33	22	198

Table 231: Would your parents know if you did not come home on time?

Response	6	8	10	12	Total
NO!	2.8	4.4	5.8	10.6	5.3
no	4.9	5.1	10.2	12.7	7.5
yes	18.2	27.1	37.9	34.7	28.2
YES!	74.1	63.3	46.1	41.9	59.0
N of Valid	390	431	293	236	1350
N of Miss	87	57	34	23	201

Table 232: Do you know how to properly dispose of leftover prescription drugs?



Response	6	8	10	12	Total	
No	69.2	60.8	53.7	52.6	60.1	
Yes	30.8	39.2	46.3	47.4	39.9	
N of Valid	364	411	287	232	1294	
N of Miss	113	77	40	27	257	

Table 233: Have any of your brothers or sisters ever: drunk beer, wine or hard liquor (for example, vodka, whiskey or gin)?




Response	6	8	10	12	Total	
No	83.1	65.3	51.4	41.0	63.0	
Yes	12.7	30.0	42.9	53.8	32.1	
I don't have any brothers or sisters	4.2	4.7	5.8	5.1	4.9	
N of Valid	378	427	294	234	1333	
N of Miss	99	61	33	25	218	

Table 234: Have any of your brothers or sisters ever: smoked marijuana?




Response	6	8	10	12	Total	
No	92.1	84.9	71.1	60.9	79.7	
Yes	3.7	10.4	23.1	34.8	15.6	
I don't have any brothers or sisters	4.2	4.7	5.8	4.3	4.7	
N of Valid	378	423	294	233	1328	
N of Miss	99	65	33	26	223	

Table 235: Have any of your brothers or sisters ever: smoked cigarettes?




Response	6	8	10	12	Total	
No	84.1	74.4	64.3	57.3	72.0	
Yes	11.6	20.9	30.2	38.4	23.4	
I don't have any brothers or sisters	4.2	4.7	5.5	4.3	4.7	
N of Valid	378	426	291	232	1327	
N of Miss	99	62	36	27	224	

Table 236: Have any of your brothers or sisters ever: taken a handgun to school?




Response	6	8	10	12	Total	
No	95.4	94.8	93.5	93.5	94.5	
Yes	0.3	0.5	1.0	1.7	0.8	
I don't have any brothers or sisters	4.3	4.7	5.5	4.8	4.8	
N of Valid	373	423	291	231	1318	
N of Miss	104	65	36	28	233	

Table 237: Have any of your brothers or sisters ever: been suspended or expelled from school?




Response	6	8	10	12	Total	
No	83.9	77.0	71.7	69.5	76.5	
Yes	11.9	18.2	22.9	26.2	18.9	
I don't have any brothers or sisters	4.2	4.7	5.5	4.3	4.7	
N of Valid	378	422	293	233	1326	
N of Miss	99	66	34	26	225	

Table 238: Have any of your brothers or sisters ever: used e-cigarettes, e-cigars or e-hookahs?




Response	6	8	10	12	Total	
No	90.4	80.0	73.4	67.2	79.3	
Yes	5.3	15.1	21.5	28.4	16.0	
I don't have any brothers or sisters	4.3	5.0	5.2	4.3	4.7	
N of Valid	376	424	289	232	1321	
N of Miss	101	64	38	27	230	

Table 239: Have any of your brothers or sisters ever: used prescription drugs not prescribed to him/her?




Response	6	8	10	12	Total	
No	92.6	86.9	82.5	77.2	85.8	
Yes	3.2	8.1	11.7	18.5	9.3	
I don't have any brothers or sisters	4.2	5.0	5.8	4.3	4.8	
N of Valid	377	420	291	232	1320	
N of Miss	100	68	36	27	231	

Table 240: Have you changed homes in the past year (the last 12 months)?



Response	6	8	10	12	Total	
No	69.7	72.8	74.4	71.6	72.1	
Yes	30.3	27.2	25.6	28.4	27.9	
N of Valid	379	427	297	236	1339	
N of Miss	98	61	30	23	212	

Table 241: How many times have you changed homes since kindergarten?






Response	6	8	10	12	Total	
Never	33.7	31.6	26.8	28.6	30.6	
1 or 2 times	32.9	30.9	33.2	20.9	30.2	
3 or 4 times	20.2	18.2	15.9	20.1	18.6	
5 or 6 times	6.7	10.1	10.5	13.7	9.9	
7 or more times	6.5	9.2	13.6	16.7	10.7	
N of Valid	371	424	295	234	1324	
N of Miss	106	64	32	25	227	

Table 242: Have you changed schools (including changing from elementary to middle and middle to high school) in the past year?



Response	6	8	10	12	Total	
No	51.2	51.8	64.1	82.3	59.8	
Yes	48.8	48.2	35.9	17.7	40.2	
N of Valid	367	423	295	232	1317	
N of Miss	110	65	32	27	234	

Table 243: How many times have you changed schools since kindergarten (including changing from elementary to middle and middle to high school)?






Response	6	8	10	12	Total	
Never	29.7	29.1	33.6	29.1	30.3	
1 or 2 times	33.4	24.9	17.3	20.1	24.8	
3 or 4 times	25.4	24.9	26.8	24.4	25.4	
5 or 6 times	7.5	13.7	11.9	15.0	11.8	
7 or more times	4.0	7.3	10.5	11.5	7.8	
N of Valid	374	422	295	234	1325	
N of Miss	103	66	32	25	226	

Table 244: Has anyone in your family ever had severe alcohol or drug problems?



Response	6	8	10	12	Total	
No	69.9	66.5	57.9	48.3	62.3	
Yes	30.1	33.5	42.1	51.7	37.7	
N of Valid	369	418	292	234	1313	
N of Miss	108	70	35	25	238	

Table 245: About how many adults (over 21) have you known personally who in the past year have: used marijuana, crack, cocaine, or other drugs?






Response	6	8	10	12	Total	
0	82.8	73.1	60.5	52.4	69.4	
1	9.8	13.0	15.5	15.0	13.0	
2	3.4	5.2	10.7	12.0	7.1	
3-4	2.1	5.4	4.1	7.7	4.6	
5	1.9	3.3	9.3	12.9	5.9	
N of Valid	377	424	291	233	1325	
N of Miss	100	64	36	26	226	

Table 246: About how many adults (over 21) have you known personally who in the past year have: sold or dealt drugs?






Response	6	8	10	12	Total	
0	91.5	84.8	71.5	68.1	80.8	
1	6.6	7.6	11.0	13.4	9.1	
2	1.1	3.3	7.9	6.0	4.2	
3-4	0.5	1.4	5.2	4.3	2.5	
5	0.3	2.9	4.5	8.2	3.4	
N of Valid	376	420	291	232	1319	
N of Miss	101	68	36	27	232	

Table 247: About how many adults (over 21) have you known personally who in the past year have: done other things that could get them in trouble with the police, like stealing, selling stolen goods, mugging or assaulting others, etc.?






Response	6	8	10	12	Total	
0	85.6	80.2	70.2	67.8	77.3	
1	10.9	11.0	11.6	9.4	10.8	
2	1.3	3.1	8.6	8.2	4.7	
3-4	1.6	1.9	3.4	6.0	2.9	
5	0.5	3.8	6.2	8.6	4.2	
N of Valid	375	420	292	233	1320	
N of Miss	102	68	35	26	231	

Table 248: About how many adults (over 21) have you known personally who in the past year have: gotten drunk or high?






Response	6	8	10	12	Total	
0	70.9	59.2	43.3	36.2	54.9	
1	18.1	18.1	17.1	15.9	17.5	
2	4.6	7.2	12.3	12.9	8.6	
3-4	4.3	6.2	8.2	10.3	6.8	
5	2.2	9.3	19.1	24.6	12.2	
N of Valid	371	419	293	232	1315	
N of Miss	106	69	34	27	236	

Table 249: Have you seen or heard information about underage drinking in the past 12 months from the following sources? Radio



Response	6	8	10	12	Total	
No	67.9	58.4	55.4	60.1	60.7	
Yes	32.1	41.6	44.6	39.9	39.3	
N of Valid	383	425	298	238	1344	
N of Miss	94	63	29	21	207	

Table 250: Have you seen or heard information about underage drinking in the past 12 months from the following sources? TV.



Response	6	8	10	12	Total	
No	40.1	33.4	31.6	43.7	36.8	
Yes	59.9	66.6	68.4	56.3	63.2	
N of Valid	384	425	297	238	1344	
N of Miss	93	63	30	21	207	

Table 251: Have you seen or heard information about underage drinking in the past 12 months from the following sources? Print. This includes information on underage drinking you may have seen in the newspaper, on a billboard, in pamphlets, on stickers, etc.



Response	6	8	10	12	Total	
No	58.3	54.2	53.5	60.3	56.3	
Yes	41.7	45.8	46.5	39.7	43.7	
N of Valid	381	424	297	237	1339	
N of Miss	96	64	30	22	212	

Table 252: Have you seen or heard information about underage drinking in the past 12 months from the following sources? Website or social media? (Facebook, Myspace, website, etc.)



Response	6	8	10	12	Total	
No	57.6	41.9	39.3	49.6	47.1	
Yes	42.4	58.1	60.7	50.4	52.9	
N of Valid	384	427	298	236	1345	
N of Miss	93	61	29	23	206	

Table 253: The next questions ask about your opinions of the information you saw or heard. If you have seen or heard more than one ad, please think about your favorite ad when answering these questions. The information about underage drinking that I saw or heard was convincing.

Response	6	8	10	12	Total	
NO!	26.7	18.5	18.2	13.7	19.9	
no	8.6	9.9	16.2	20.2	12.7	
yes	16.0	28.6	31.1	27.9	25.5	
YES!	20.9	24.0	17.6	16.7	20.4	
I have not seen or heard any ads about underage drinking in the past 12 months.	27.8	19.0	16.9	21.5	21.5	
N of Valid	374	416	296	233	1319	
N of Miss	103	72	31	26	232	

Table 254: The next questions ask about your opinions of the information you saw or heard. If you have seen or heard more than one ad, please think about your favorite ad when answering these questions. The information about underage drinking that I saw or heard grabbed my attention.

Response	6	8	10	12	Total	
NO!	23.7	18.5	19.0	12.4	19.0	
no	9.6	15.1	18.0	16.7	14.5	
yes	15.5	26.4	27.6	31.3	24.4	
YES!	22.9	20.9	18.4	18.0	20.4	
I have not seen or heard any ads about underage drinking in the past 12 months.	28.3	19.0	17.0	21.5	21.6	
N of Valid	375	416	294	233	1318	
N of Miss	102	72	33	26	233	

Table 255: The next questions ask about your opinions of the information you saw or heard. If you have seen or heard more than one ad, please think about your favorite ad when answering these questions. The information about underage drinking that I saw or heard said something important to me.

Response	6	8	10	12	Total	
NO!	21.6	16.9	18.6	12.8	17.9	
no	9.7	19.3	19.9	23.5	17.5	
yes	13.7	20.8	25.7	23.9	20.5	
YES!	25.1	24.1	18.2	17.9	22.0	
I have not seen or heard any ads about underage drinking in the past 12 months.	29.9	18.9	17.6	21.8	22.2	
N of Valid	371	419	296	234	1320	
N of Miss	106	69	31	25	231	

Table 256: The next questions ask about your opinions of the information you saw or heard. If you have seen or heard more than one ad, please think about your favorite ad when answering these questions. Seeing or hearing this information about underage drinking made me want to stop or decrease my drinking.










Response	6	8	10	12	Total	
NO!	19.4	18.3	21.8	15.7	18.9	
no	3.9	10.6	17.2	17.0	11.5	
yes	6.0	13.9	19.6	24.5	15.0	
YES!	24.5	25.5	18.6	18.3	22.3	
I have not seen or heard any ads about underage drinking in the past 12 months.	46.3	31.7	22.8	24.5	32.2	
N of Valid	335	404	285	229	1253	
N of Miss	142	84	42	30	298	

Table 257: How honest were you in filling out this survey?

Response	6	8	10	12	Total	
I was very honest	87.4	81.5	81.5	79.1	82.8	
I was honest pretty much of the time	11.0	16.2	13.9	15.1	14.0	
I was honest some of the time	1.0	1.4	3.3	4.2	2.2	
I was honest once in a while	0.5	0.9	1.3	1.7	1.0	
I was not honest at all	0.0	0.0	0.0	0.0	0.0	
N of Valid	390	427	303	239	1359	
N of Miss	87	61	24	20	192	