

2016 APNA

Arkansas Prevention Needs Assessment Survey

**Grant County
Tables**

**Arkansas Department of Human Services
Division of Behavioral Health Services
Prevention Services**

Conducted by International Survey Associates dba Pride Surveys

Contents

1	INTRODUCTION	11
2	PERCENTAGE TABLES	16

List of Tables

1	Sex	17
2	Age	17
3	Are you Hispanic or Latino?	17
4	What is your race? Black or African American	18
5	What is your race? Asian	18
6	What is your race? American Indian	18
7	What is your race? Alaska Native	18
8	What is your race? White	19
9	What is your race? Native Hawaiian or Other Pacific Islander	19
10	What is your race? Other	19
11	What is the highest level of schooling completed by your mother or father?	20
12	Think of where you live most of the time. Which of the following people live there with you? Mother	20
13	Think of where you live most of the time. Which of the following people live there with you? Stepmother	20
14	Think of where you live most of the time. Which of the following people live there with you? Foster Mother	21
15	Think of where you live most of the time. Which of the following people live there with you? Grandmother	21
16	Think of where you live most of the time. Which of the following people live there with you? Aunt	21
17	Think of where you live most of the time. Which of the following people live there with you? Father	21
18	Think of where you live most of the time. Which of the following people live there with you? Stepfather	22
19	Think of where you live most of the time. Which of the following people live there with you? Foster Father	22
20	Think of where you live most of the time. Which of the following people live there with you? Grandfather	22
21	Think of where you live most of the time. Which of the following people live there with you? Uncle	22
22	Think of where you live most of the time. Which of the following people live there with you? Other Adults	23
23	Think of where you live most of the time. Which of the following people live there with you? Brother(s)	23
24	Think of where you live most of the time. Which of the following people live there with you? Stepbrother(s)	23
25	Think of where you live most of the time. Which of the following people live there with you? Sister(s)	23
26	Think of where you live most of the time. Which of the following people live there with you? Stepsister(s)	24

27	Think of where you live most of the time. Which of the following people live there with you? Other Children	24
28	In my school, students have lots of chances to help decide things like class activities and rules.	24
29	Teachers ask me to work on special classroom projects.	24
30	My teacher(s) notices when I am doing a good job and lets me know about it.	25
31	There are lots of chances for students in my school to get involved in sports, clubs, and other school activities outside of class.	25
32	There are lots of chances for students in my school to talk with a teacher one-on-one.	25
33	I feel safe at my school.	26
34	The school lets my parents know when I have done something well.	26
35	My teachers praise me when I work hard in school.	26
36	Are your school grades better than the grades of most students in your class?	27
37	I have lots of chances to be part of class discussions or activities.	27
38	Now thinking back over the past year in school, how often did you: enjoy being in school?	27
39	Now thinking back over the past year in school, how often did you: hate being in school?	28
40	Now thinking back over the past year in school, how often did you: try to do your best work in school?	28
41	How often do you feel that the school work you are assigned is meaningful and important?	28
42	Putting them all together, what were your grades like last year?	29
43	How important do you think the things you are learning in school are going to be for your later life?	29
44	Do your parents care about your skipping or cutting school?	29
45	During the LAST FOUR WEEKS how many whole days of school have you missed because you skipped or 'cut'?	30
46	What are the chances you would be seen as cool if you: smoked cigarettes?	30
47	What are the chances you would be seen as cool if you: worked hard at school?	30
48	What are the chances you would be seen as cool if you: began drinking alcoholic beverages regularly, that is, at least once or twice a month?	31
49	What are the chances you would be seen as cool if you: defended someone who was being bullied?	31
50	What are the chances you would be seen as cool if you: smoked marijuana?	31
51	What are the chances you would be seen as cool if you: carried a handgun?	32

52	What are the chances you would be seen as cool if you: used e-cigarettes, e-cigars or e-hookahs?	32
53	What are the chances you would be seen as cool if you: bullied someone or cyber bullied someone?	32
54	Think of your four best friends (the friends you feel closest to). In the past year (12 months), how many of your best friends have: participated in clubs, organizations or activities at school?	33
55	Think of your four best friends (the friends you feel closest to). In the past year (12 months), how many of your best friends have: smoked cigarettes?	33
56	Think of your four best friends (the friends you feel closest to). In the past year (12 months), how many of your best friends have: tried beer, wine or hard liquor (for example, vodka, whiskey, or gin) when their parents didn't know about it?	33
57	Think of your four best friends (the friends you feel closest to). In the past year (12 months), how many of your best friends have: used e-cigarettes, e-cigars, or e-hookahs?	34
58	Think of your four best friends (the friends you feel closest to). In the past year (12 months), how many of your best friends have: used marijuana?	34
59	Think of your four best friends (the friends you feel closest to). In the past year (12 months), how many of your best friends have: used prescription drugs or non-prescription drugs for the purpose of getting high?	34
60	Think of your four best friends (the friends you feel closest to). In the past year (12 months), how many of your best friends have: used synthetic marijuana (K2, spice) or bath salts?	35
61	Think of your four best friends (the friends you feel closest to). In the past year (12 months), how many of your best friends have: used LSD, cocaine, amphetamines, or other illegal drugs?	35
62	Think of your four best friends (the friends you feel closest to). In the past year (12 months), how many of your best friends have: been bullied?	35
63	Think of your four best friends (the friends you feel closest to). In the past year (12 months), how many of your best friends have: been suspended from school?	36
64	Think of your four best friends (the friends you feel closest to). In the past year (12 months), how many of your best friends have: carried a handgun?	36
65	Think of your four best friends (the friends you feel closest to). In the past year (12 months), how many of your best friends have: sold illegal drugs?	36
66	Think of your four best friends (the friends you feel closest to). In the past year (12 months), how many of your best friends have: regularly attended religious services?	37

67	Think of your four best friends (the friends you feel closest to). In the past year (12 months), how many of your best friends have: stolen or tried to steal a motor vehicle such as a car or motorcycle?	37
68	Think of your four best friends (the friends you feel closest to). In the past year (12 months), how many of your best friends have: been arrested?	37
69	Think of your four best friends (the friends you feel closest to). In the past year (12 months), how many of your best friends have: dropped out of school?	38
70	Think of your four best friends (the friends you feel closest to). In the past year (12 months), how many of your best friends have: been members of a gang?	38
71	How old were you when you first: smoked marijuana?	38
72	How old were you when you first: smoked a cigarette, even just a puff?	39
73	How old were you when you first: had more than a sip or two of beer, wine or hard liquor (for example, vodka, whiskey, or gin)?	39
74	How old were you when you first: began drinking alcoholic beverages regularly, that is, at least once or twice a month?	40
75	How old were you when you first: used Daztrex?	40
76	How old were you when you first: got suspended from school?	41
77	How old were you when you first: got arrested?	41
78	How old were you when you first: carried a handgun?	42
79	How old were you when you first: used e-cigarettes, e-cigars, or e-hookahs?	42
80	How old were you when you first: belonged to a gang?	43
81	How old were you when you first: used prescription drugs not prescribed to you?	43
82	How wrong do you think it is for someone your age to: take a handgun to school?	44
83	How wrong do you think it is for someone your age to: steal anything?	44
84	How wrong do you think it is for someone your age to: pick a fight with someone?	44
85	How wrong do you think it is for someone your age to: attack someone with the idea of seriously hurting them?	45
86	How wrong do you think it is for someone your age to: stay away from school all day when their parents think they are at school?	45
87	How wrong do you think it is for someone your age to: drink beer, wine or hard liquor (for example, vodka, whiskey, or gin) regularly?	45
88	How wrong do you think it is for someone your age to: smoke cigarettes?	46
89	How wrong do you think it is for someone your age to: smoke marijuana?	46

90	How wrong do you think it is for someone your age to: use prescription drugs or non-prescription drugs for the purpose of getting high?	46
91	How wrong do you think it is for someone your age to: use synthetic marijuana (K2, spice) or bath salts?	47
92	How wrong do you think it is for someone your age to: use LSD, cocaine, amphetamines or another illegal drug?	47
93	How wrong do you think it is for someone your age to: use e-cigarettes, e-cigars or e-hookahs?	47
94	At school during the past 12 months, did you receive help from the resource teacher, speech therapist or other special education teacher?	48
95	How many times in the past year (12 months) have you: been suspended from school?	48
96	How many times in the past year (12 months) have you: carried a handgun?	48
97	How many times in the past year (12 months) have you: sold illegal drugs?	49
98	How many times in the past year (12 months) have you: stolen or tried to steal a motor vehicle such as a car or motorcycle?	49
99	How many times in the past year (12 months) have you: participated in clubs, organizations or activities at school?	50
100	How many times in the past year (12 months) have you: been arrested?	50
101	How many times in the past year (12 months) have you: attacked someone with the idea of seriously hurting them?	51
102	How many times in the past year (12 months) have you: been drunk or high at school?	51
103	How many times in the past year (12 months) have you: taken a handgun to school?	52
104	Are you currently on probation, or assigned a probation officer with Juvenile Court?	52
105	Have you ever belonged to a gang?	52
106	If you have ever belonged to a gang, did that gang have a name?	53
107	You are at a party at someone's house, and one of your friends offers you a drink containing alcohol. What would you say or do?	53
108	How often do you attend religious services or activities?	53
109	I think sometimes it's okay to cheat at school.	54
110	It is important to think before you act.	54
111	Sometimes I think that life is not worth it.	54
112	At times I think I am no good at all.	55
113	All in all, I am inclined to think that I am a failure.	55
114	In the past year, have you felt depressed or sad MOST days, even if you felt okay sometimes?	55
115	It is all right to beat up people if they start the fight.	56
116	I think it is okay to take something without asking if you can get away with it.	56

117	Where do you get the most information about living a drug and alcohol free life? Parents/guardians	56
118	Where do you get the most information about living a drug and alcohol free life? Friends	57
119	Where do you get the most information about living a drug and alcohol free life? Family members	57
120	Where do you get the most information about living a drug and alcohol free life? School	57
121	Where do you get the most information about living a drug and alcohol free life? Internet	58
122	Where do you get the most information about living a drug and alcohol free life? TV	58
123	Where do you get the most information about living a drug and alcohol free life? Social media	58
124	How much do you think people risk harming themselves (physically or in other ways) if they: smoked one or more packs of cigarettes per day?	59
125	How much do you think people risk harming themselves (physically or in other ways) if they: try marijuana once or twice?	59
126	How much do you think people risk harming themselves (physically or in other ways) if they: smoke marijuana once or twice a week?	59
127	How much do you think people risk harming themselves (physically or in other ways) if they: take one or two drinks of an alcoholic beverage (beer, wine, liquor) nearly every day?	60
128	How much do you think people risk harming themselves (physically or in other ways) if they: have five or more drinks of an alcoholic beverage once or twice a weekend?	60
129	How much do you think people risk harming themselves (physically or in other ways) if they: use prescription drugs that are not prescribed to them?	60
130	How much do you think people risk harming themselves (physically or in other ways) if they: use non-prescription drugs to get high?	61
131	How much do you think people risk harming themselves (physically or in other ways) if they: use e-cigarettes, e-cigars, or e-hookahs?	61
132	Have you ever used smokeless tobacco (chew, snuff, plug, dipping tobacco, or chewing tobacco)?	61
133	How often have you used smokeless tobacco during the past 30 days?	62
134	Have you ever smoked cigarettes?	62
135	How frequently have you smoked cigarettes during the past 30 days?	62
136	Which statement best describes rules about smoking inside your home or your family cars?	63
137	Have you ever used e-cigarettes, e-cigars, or e-hookahs?	63
138	How frequently have you used e-cigarettes, e-cigars, or e-hookahs?	64
139	During this school year, were you taught in any of your classes about the dangers of tobacco use?	64

140	During the past 12 months, have you participated in any community activities to discourage people your age from using cigarettes, chewing tobacco, snuff, dip or cigars, e-cigarettes, e-cigars, or e-hookahs?	64
141	Think back over the last two weeks. How many times have you had five or more alcoholic drinks in a row?	65
142	During the past 30 days, how many times did you ride in a car or other vehicle driven by someone who had been drinking alcohol or using drugs to get high?	65
143	During the past 30 days, how many times did you drive a car or other vehicle when you had been drinking alcohol or using drugs to get high?	65
144	If you drank alcohol (not just a sip or taste) in the past year, how did you usually get it?	66
145	If you drank alcohol (not just a sip or taste) in the past year, where did you usually drink it?	66
146	How do you feel about someone your age having one or two drinks of an alcoholic beverage nearly every day?	67
147	On how many occasions have you had alcoholic beverages (beer, wine or hard liquor) to drink in your lifetime - more than just a few sips?	67
148	On how many occasions have you drunk one or more drinks of an alcoholic beverage during the past 30 days?	67
149	On how many occasions have you used marijuana (grass, pot) or hashish (hash, hash oil) in your lifetime?	68
150	On how many occasions have you used marijuana (grass, pot) or hashish (hash, hash oil) during the past 30 days?	68
151	On how many occasions have you used LSD or other psychedelics in your lifetime?	68
152	On how many occasions have you used LSD or other psychedelics during the past 30 days?	69
153	On how many occasions have you used cocaine or crack in your lifetime?	69
154	On how many occasions have you used cocaine or crack during the past 30 days?	69
155	On how many occasions have you sniffed glue, breathed the contents of an aerosol spray can, or inhaled other gases or sprays, in order to get high in your lifetime?	70
156	On how many occasions have you sniffed glue, breathed the contents of an aerosol spray can, or inhaled other gases or sprays, in order to get high during the past 30 days?	70
157	On how many occasions have you used Daztrex in your lifetime?	71
158	On how many occasions have you used Daztrex during the past 30 days?	71
159	On how many occasions have you used synthetic marijuana (K2, spice) in your lifetime?	71

160	On how many occasions have you used synthetic marijuana (K2, spice) during the past 30 days?	72
161	On how many occasions have you used methamphetamines (meth, speed, crank, crystal meth) in your lifetime?	72
162	On how many occasions have you used methamphetamines (meth, speed, crank, crystal meth) in the past 30 days?	72
163	On how many occasions have you used other chemical products (bath salts, plant food, etc.) in your lifetime?	73
164	On how many occasions have you used other chemical products (bath salts, plant food, etc.) during the past 30 days?	73
165	On how many occasions have you used heroin or other opiates in your lifetime?	73
166	On how many occasions have you used heroin or other opiates during the past 30 days?	74
167	On how many occasions have you used MDMA ('X', 'E', or ecstasy) in your lifetime?	74
168	On how many occasions have you used MDMA ('X', 'E', or ecstasy) during the past 30 days?	74
169	On how many occasions have you taken prescription drugs (such as Valium, Xanax, Ritalin, Adderall, OxyContin, Darvocet, or sleeping pills) not prescribed to you in your lifetime?	75
170	On how many occasions have you taken prescription drugs (such as Valium, Xanax, Ritalin, Adderall, OxyContin, Darvocet, or sleeping pills) not prescribed to you during the past 30 days?	75
171	On how many occasions have you taken non-prescription medicines such as diet pills (for example, Dietac, Dexatrim or Prolamine), stay-awake pills (for example No-Doz, Vivarin, or Wake), or cough or cold medicines (robos, DXM, etc.) to get high in your lifetime?	76
172	On how many occasions have you taken non-prescription medicines such as diet pills (for example, Dietac, Dexatrim or Prolamine), stay-awake pills (for example No-Doz, Vivarin, or Wake), or cough or cold medicines (robos, DXM, etc.) to get high during the past 30 days?	76
173	On how many occasions have you been drunk or very high from drinking alcoholic beverages during the past 30 days?	77
174	On how many occasions have you drunk flavored alcoholic beverages, sometimes called 'alcopops' (like Mike's Hard Lemonade, Smirnoff Ice, Bacardi Breezers, etc.) in your lifetime?	77
175	On how many occasions have you drunk flavored alcoholic beverages, sometimes called 'alcopops' (like Mike's Hard Lemonade, Smirnoff Ice, Bacardi Breezers, etc.) during the past 30 days?	78
176	If you used prescription drugs or over the counter drugs without a doctor telling you to use it or for the purpose of getting high, where did you get these drugs? - Did not use	78

177	If you used prescription drugs or over the counter drugs without a doctor telling you to use it or for the purpose of getting high, where did you get these drugs? - Bought or took from store or shop	78
178	If you used prescription drugs or over the counter drugs without a doctor telling you to use it or for the purpose of getting high, where did you get these drugs? - Got from parents with permission	79
179	If you used prescription drugs or over the counter drugs without a doctor telling you to use it or for the purpose of getting high, where did you get these drugs? - Got from home without permission	79
180	If you used prescription drugs or over the counter drugs without a doctor telling you to use it or for the purpose of getting high, where did you get these drugs? - Got from relative with permission	79
181	If you used prescription drugs or over the counter drugs without a doctor telling you to use it or for the purpose of getting high, where did you get these drugs? - Got from relative without permission	79
182	If you used prescription drugs or over the counter drugs without a doctor telling you to use it or for the purpose of getting high, where did you get these drugs? - Got from friend's home with permission	80
183	If you used prescription drugs or over the counter drugs without a doctor telling you to use it or for the purpose of getting high, where did you get these drugs? - Got from friend's home without permission	80
184	If you used prescription drugs or over the counter drugs without a doctor telling you to use it or for the purpose of getting high, where did you get these drugs? - Got from friend at school	80
185	If you used prescription drugs or over the counter drugs without a doctor telling you to use it or for the purpose of getting high, where did you get these drugs? - Got from friend at party	80
186	If you used prescription drugs or over the counter drugs without a doctor telling you to use it or for the purpose of getting high, where did you get these drugs? - Got from friend, elsewhere	81
187	If you used prescription drugs or over the counter drugs without a doctor telling you to use it or for the purpose of getting high, where did you get these drugs? - Got from internet sale	81
188	During the last month, about how many marijuana cigarettes, or the equivalent, did you smoke a day, on the average?	81
189	How wrong do your friends feel it would be for YOU to: have one or two drinks of an alcoholic beverage nearly every day?	82
190	How wrong do your friends feel it would be for YOU to: smoke tobacco?	82
191	How wrong do your friends feel it would be for YOU to: smoke marijuana?	82
192	How wrong do your friends feel it would be for YOU to: use prescription drugs not prescribed to you?	83
193	How wrong would most adults (over 21) in your neighborhood think it is for kids your age: to use marijuana?	83

194	How wrong would most adults (over 21) in your neighborhood think it is for kids your age: to drink alcohol?	83
195	How wrong would most adults (over 21) in your neighborhood think it is for kids your age: to smoke cigarettes?	84
196	How much do each of the following statements describe your neighborhood? crime and/or drug selling	84
197	How much do each of the following statements describe your neighborhood? fights	84
198	How much do each of the following statements describe your neighborhood? lots of empty or abandoned buildings	85
199	How much do each of the following statements describe your neighborhood? lots of graffiti	85
200	I feel safe in my neighborhood.	85
201	If a kid smoked marijuana in your neighborhood would he or she be caught by the police?	86
202	If a kid drank some beer, wine or hard liquor (for example, vodka, whiskey, or gin) in your neighborhood would he or she be caught by the police?	86
203	If a kid carried a handgun in your neighborhood would he or she be caught by the police?	86
204	If you wanted to get some cigarettes, how easy would it be for you to get some?	87
205	If you wanted to get some beer, wine or hard liquor (for example, vodka, whiskey, or gin), how easy would it be for you to get some?	87
206	If you wanted to get a drug like cocaine, LSD, or amphetamines, how easy would it be for you to get some?	87
207	If you wanted to get a handgun, how easy would it be for you to get one?	88
208	If you wanted to get some marijuana, how easy would it be for you to get some?	88
209	If you wanted to get prescription drugs for the purpose of getting high, how easy would it be for you to get some?	88
210	If you wanted to get synthetic marijuana such as K2 or chemical products such as bath salts to get high, how easy would it be for you to get some?	89
211	If you wanted to get steroids to use or to enhance athletic performance, how easy would it be for you to get some?	89
212	If you wanted to get e-cigarettes, e-cigars, or e-hookahs, how easy would it be for you to get some?	89
213	During the past 12 months, have you participated in any alcohol prevention programs or seen any alcohol prevention messages in your school or community? Yes, a school-based program focused on preventing underage drinking and/or drinking and driving.	90

214	During the past 12 months, have you participated in any alcohol prevention programs or seen any alcohol prevention messages in your school or community? Yes, a community-based program focused on preventing underage drinking and/or drinking and driving (for example, through your church or temple or through youth groups like Boys and Girls Club or 4-H).	90
215	During the past 12 months, have you participated in any alcohol prevention programs or seen any alcohol prevention messages in your school or community? Yes, a media campaign addressing underage drinking and/or drinking and driving (for example, newspaper ads, posters, pamphlets, radio, TV).	90
216	During the past 12 months, have you participated in any alcohol prevention programs or seen any alcohol prevention messages in your school or community? No	90
217	How wrong do your parents feel it would be for YOU to: have one or two drinks of an alcoholic beverage nearly every day?	91
218	How wrong do your parents feel it would be for YOU to: smoke tobacco?	91
219	How wrong do your parents feel it would be for YOU to: smoke marijuana?	91
220	How wrong do your parents feel it would be for YOU to: use prescription drugs not prescribed to you?	92
221	How wrong do your parents feel it would be for YOU to: steal something worth more than \$5?	92
222	How wrong do your parents feel it would be for YOU to: draw graffiti, write things, or draw pictures on buildings or other property (without the owner's permission)?	92
223	How wrong do your parents feel it would be for YOU to: pick a fight with someone?	93
224	During the past 12 months, have you talked with at least one of your parents about the dangers of underage drinking and/or drinking and driving? By parents, we mean either your biological parents, adoptive parents, stepparents, or adult guardians - whether or not they live with you.	93
225	The rules in my family are clear.	93
226	People in my family have serious arguments about the same things, and often insult or yell at each other.	94
227	When I am not at home, one of my parents knows where I am and who I am with.	94
228	My family has clear rules about alcohol and drug use.	94
229	If you skipped school would you be caught by your parents?	95
230	My parents ask if I've gotten my homework done.	95
231	Would your parents know if you did not come home on time?	95
232	Do you know how to properly dispose of leftover prescription drugs?	96

233	Have any of your brothers or sisters ever: drunk beer, wine or hard liquor (for example, vodka, whiskey or gin)?	96
234	Have any of your brothers or sisters ever: smoked marijuana?	96
235	Have any of your brothers or sisters ever: smoked cigarettes?	96
236	Have any of your brothers or sisters ever: taken a handgun to school? .	97
237	Have any of your brothers or sisters ever: been suspended or expelled from school?	97
238	Have any of your brothers or sisters ever: used e-cigarettes, e-cigars or e-hookahs?	97
239	Have any of your brothers or sisters ever: used prescription drugs not prescribed to him/her?	97
240	Have you changed homes in the past year (the last 12 months)? . .	98
241	How many times have you changed homes since kindergarten? . . .	98
242	Have you changed schools (including changing from elementary to middle and middle to high school) in the past year?	98
243	How many times have you changed schools since kindergarten (including changing from elementary to middle and middle to high school)?	99
244	Has anyone in your family ever had severe alcohol or drug problems? .	99
245	About how many adults (over 21) have you known personally who in the past year have: used marijuana, crack, cocaine, or other drugs? .	99
246	About how many adults (over 21) have you known personally who in the past year have: sold or dealt drugs?	100
247	About how many adults (over 21) have you known personally who in the past year have: done other things that could get them in trouble with the police, like stealing, selling stolen goods, mugging or assaulting others, etc.?	100
248	About how many adults (over 21) have you known personally who in the past year have: gotten drunk or high?	100
249	Have you seen or heard information about underage drinking in the past 12 months from the following sources? Radio	101
250	Have you seen or heard information about underage drinking in the past 12 months from the following sources? TV.	101
251	Have you seen or heard information about underage drinking in the past 12 months from the following sources? Print. This includes information on underage drinking you may have seen in the newspaper, on a billboard, in pamphlets, on stickers, etc.	101
252	Have you seen or heard information about underage drinking in the past 12 months from the following sources? Website or social media? (Facebook, Myspace, website, etc.)	101
253	The next questions ask about your opinions of the information you saw or heard. If you have seen or heard more than one ad, please think about your favorite ad when answering these questions. The information about underage drinking that I saw or heard was convincing.	102

254	The next questions ask about your opinions of the information you saw or heard. If you have seen or heard more than one ad, please think about your favorite ad when answering these questions. The information about underage drinking that I saw or heard grabbed my attention.	102
255	The next questions ask about your opinions of the information you saw or heard. If you have seen or heard more than one ad, please think about your favorite ad when answering these questions. The information about underage drinking that I saw or heard said something important to me.	102
256	The next questions ask about your opinions of the information you saw or heard. If you have seen or heard more than one ad, please think about your favorite ad when answering these questions. Seeing or hearing this information about underage drinking made me want to stop or decrease my drinking.	103
257	How honest were you in filling out this survey?	103

List of Figures

1	Grade Chart	12
2	Gender Chart	13
3	Age Chart	14
4	Ethnic Origin Chart	15

1 INTRODUCTION

This report was generated from data collected on the *2016 Arkansas Prevention Needs Assessment Student Survey*. This report contains basic frequency tables of all data collected and graphs on the selected demographic variables of grade, gender, age and ethnic origin. The graph on ethnic origin is represented as a bar chart rather than as a pie chart. This is because students were allowed to mark more than one response for ethnic origin as opposed to being allowed to mark only one response. The bars represent the percent of students who marked each of the ethnic categories.

Questions regarding the information found in this report can be directed to:

International Survey Associates dba Pride Surveys

Mr. Jay Gleaton

2140 Newmarket Parkway

Suite 116

Marietta, GA 30067

Telephone: (800) 279-6361

Fax: (770) 726-9327

Website: <http://www.pridesurveys.com>

Grade Chart

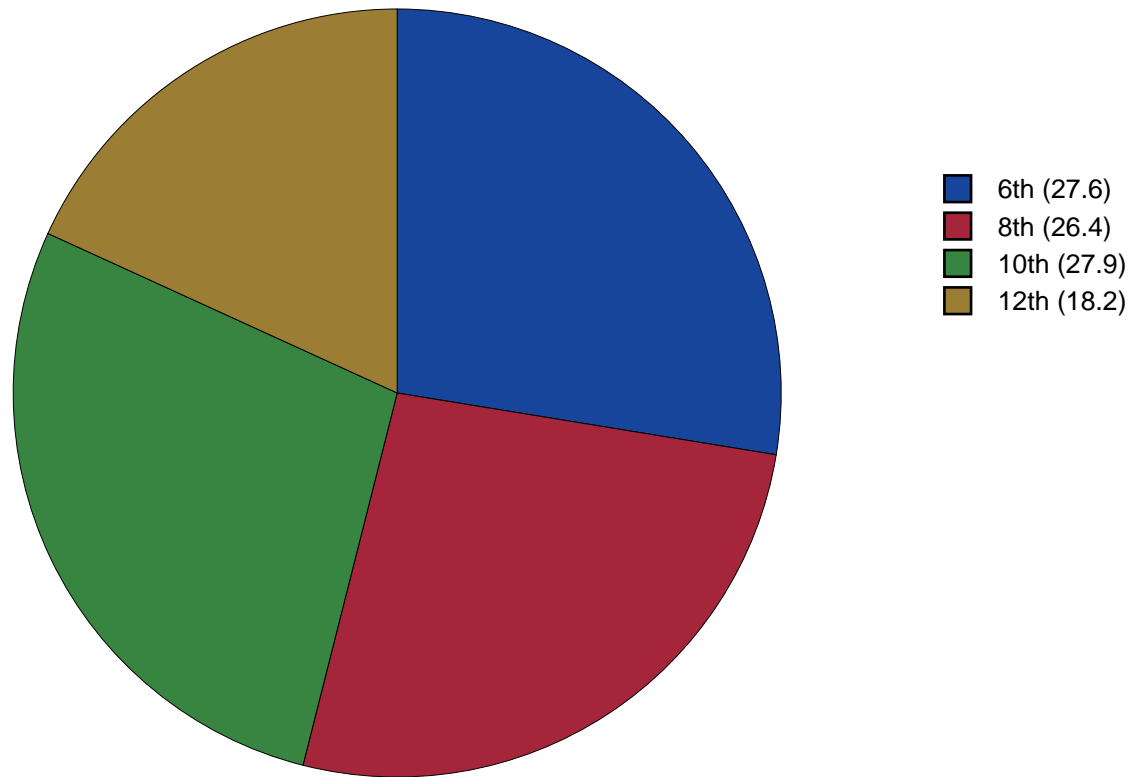


Figure 1: Grade Chart

Gender Chart

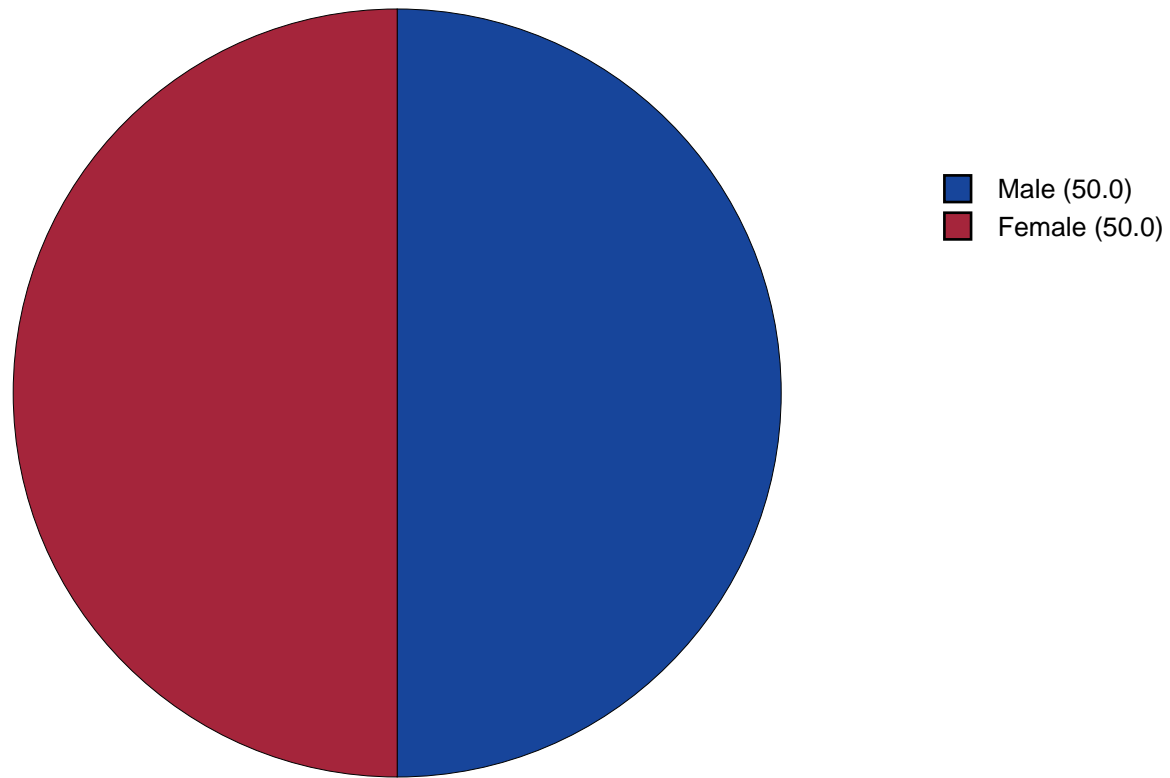


Figure 2: Gender Chart

Age Chart

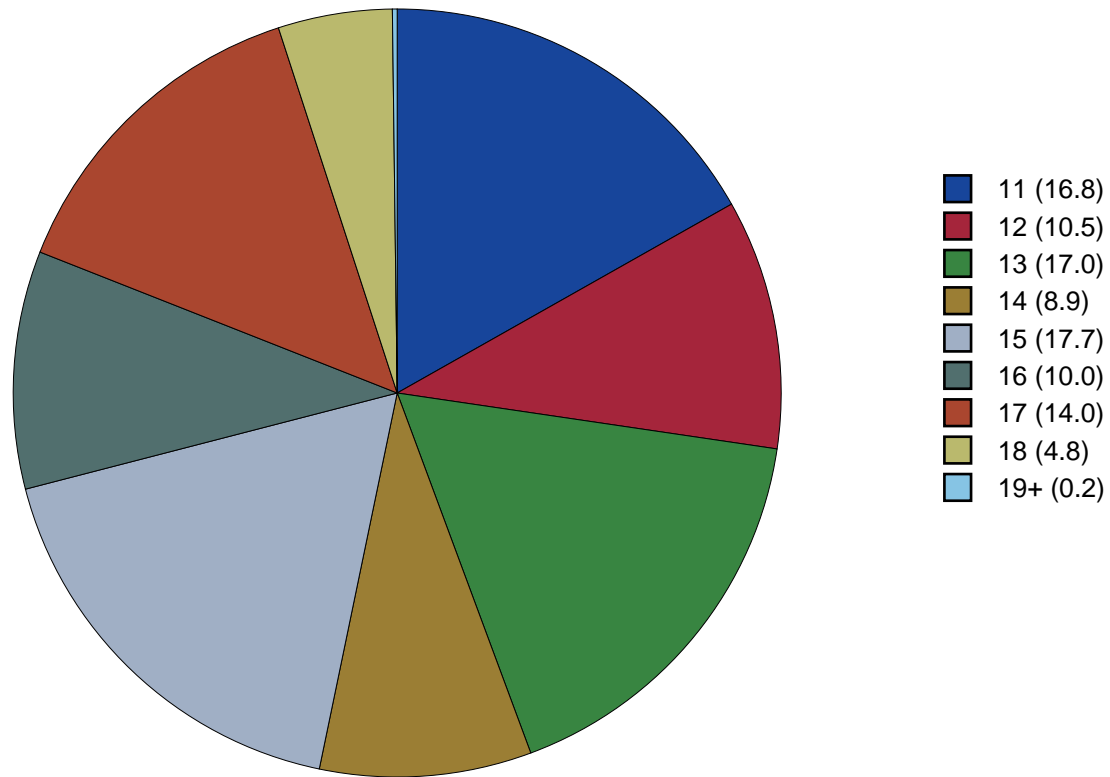


Figure 3: Age Chart

Ethnic Origin Chart

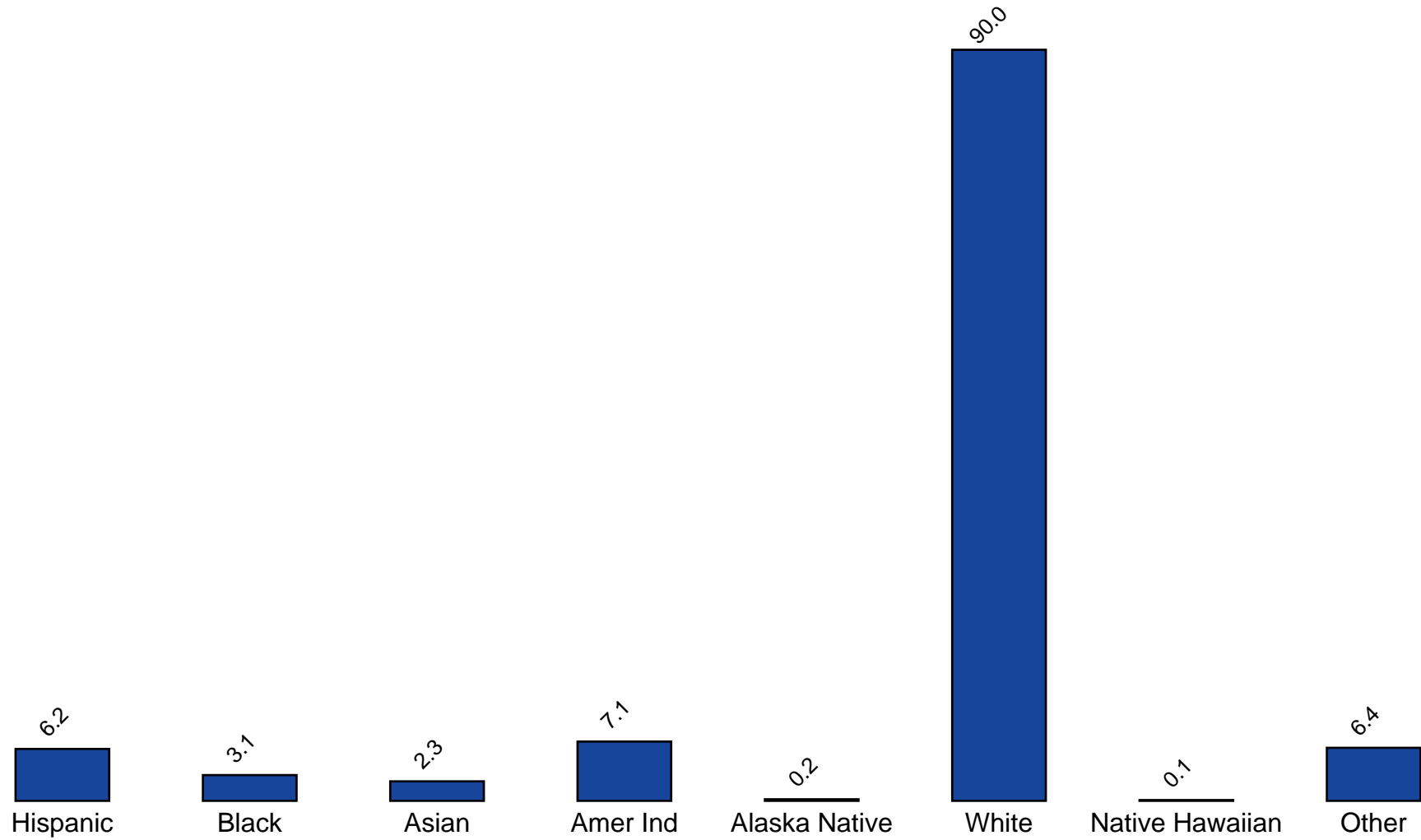


Figure 4: Ethnic Origin Chart

2 PERCENTAGE TABLES

The following tables contain frequency distribution detailing how your students responded to each question on the survey. The tables appear in the same order as the questions on the survey. The tables include breakdowns by grade level as well as overall percentages. The *N of Valid* row is a frequency count of the number of valid responses to each question for each grade and overall. The *N of Miss* row is a frequency count of the number of invalid (marked more than one response) or missing (i.e. did not respond) responses to each question for each grade and overall.

For the questions that allowed more than one response (i.e. race, live with, etc.) each response becomes a separate table. If a student did not mark the response, that was counted as a NO response, and if they did mark the response, that was counted as a YES response. Since a non response is a valid response for these questions, the *N of Miss* will always be zero for these questions.

Table 1: Sex



Response	6	8	10	12	Total	
Male	50.9	54.8	47.3	46.2	50.0	
Female	49.1	45.2	52.7	53.8	50.0	
N of Valid	293	281	296	195	1065	
N of Miss	2	1	2	0	5	

Table 2: Age










Response	6	8	10	12	Total	
10 or younger	0.0	0.0	0.0	0.0	0.0	
11	60.9	0.0	0.0	0.0	16.8	
12	37.8	0.4	0.0	0.0	10.5	
13	1.4	63.4	0.0	0.0	17.0	
14	0.0	34.1	0.0	0.0	8.9	
15	0.0	2.2	61.6	0.0	17.7	
16	0.0	0.0	35.7	0.5	10.0	
17	0.0	0.0	2.4	72.8	14.0	
18	0.0	0.0	0.3	25.6	4.8	
19 or older	0.0	0.0	0.0	1.0	0.2	
N of Valid	294	279	297	195	1065	
N of Miss	1	3	1	0	5	

Table 3: Are you Hispanic or Latino?



Response	6	8	10	12	Total	
No	94.2	92.6	94.9	93.3	93.8	
Yes	5.8	7.4	5.1	6.7	6.2	
N of Valid	258	269	293	193	1013	
N of Miss	37	13	5	2	57	

Table 4: What is your race? Black or African American

Response	6	8	10	12	Total	
No	95.6	97.5	98.3	95.9	96.9	
Yes	4.4	2.5	1.7	4.1	3.1	
N of Valid	295	282	298	195	1070	
N of Miss	0	0	0	0	0	

Table 5: What is your race? Asian

Response	6	8	10	12	Total	
No	97.3	97.9	98.0	97.4	97.7	
Yes	2.7	2.1	2.0	2.6	2.3	
N of Valid	295	282	298	195	1070	
N of Miss	0	0	0	0	0	

Table 6: What is your race? American Indian

Response	6	8	10	12	Total	
No	88.8	92.2	95.0	96.9	92.9	
Yes	11.2	7.8	5.0	3.1	7.1	
N of Valid	295	282	298	195	1070	
N of Miss	0	0	0	0	0	

Table 7: What is your race? Alaska Native

Response	6	8	10	12	Total	
No	100.0	100.0	99.7	99.5	99.8	
Yes	0.0	0.0	0.3	0.5	0.2	
N of Valid	295	282	298	195	1070	
N of Miss	0	0	0	0	0	

Table 8: What is your race? White



Response	6	8	10	12	Total	
No	14.2	8.9	7.4	9.2	10.0	
Yes	85.8	91.1	92.6	90.8	90.0	
N of Valid	295	282	298	195	1070	
N of Miss	0	0	0	0	0	

Table 9: What is your race? Native Hawaiian or Other Pacific Islander



Response	6	8	10	12	Total	
No	99.7	100.0	100.0	100.0	99.9	
Yes	0.3	0.0	0.0	0.0	0.1	
N of Valid	295	282	298	195	1070	
N of Miss	0	0	0	0	0	

Table 10: What is your race? Other



Response	6	8	10	12	Total	
No	89.5	92.6	96.3	97.4	93.6	
Yes	10.5	7.4	3.7	2.6	6.4	
N of Valid	295	282	298	195	1070	
N of Miss	0	0	0	0	0	

Table 11: What is the highest level of schooling completed by your mother or father?









Response	6	8	10	12	Total	
Completed grade school or less	2.5	1.4	1.0	2.6	1.8	
Some high school	3.2	4.3	10.9	10.3	7.0	
Completed high school	11.6	14.9	22.2	22.2	17.4	
Some college	8.7	15.2	16.4	20.6	14.8	
Completed college	23.1	26.8	27.0	25.3	25.6	
Graduate or professional school after college	12.6	11.2	12.6	10.8	11.9	
Don't know	36.1	24.3	9.6	5.7	19.8	
Does not apply	2.2	1.8	0.3	2.6	1.6	
N of Valid	277	276	293	194	1040	
N of Miss	18	6	5	1	30	

Table 12: Think of where you live most of the time. Which of the following people live there with you? Mother



Response	6	8	10	12	Total	
No	13.2	17.7	18.1	20.0	17.0	
Yes	86.8	82.3	81.9	80.0	83.0	
N of Valid	295	282	298	195	1070	
N of Miss	0	0	0	0	0	

Table 13: Think of where you live most of the time. Which of the following people live there with you? Stepmother



Response	6	8	10	12	Total	
No	93.2	90.8	91.6	91.8	91.9	
Yes	6.8	9.2	8.4	8.2	8.1	
N of Valid	295	282	298	195	1070	
N of Miss	0	0	0	0	0	

Table 14: Think of where you live most of the time. Which of the following people live there with you? Foster Mother



Response	6	8	10	12	Total	
No	99.7	99.3	99.3	100.0	99.5	
Yes	0.3	0.7	0.7	0.0	0.5	
N of Valid	295	282	298	195	1070	
N of Miss	0	0	0	0	0	

Table 15: Think of where you live most of the time. Which of the following people live there with you? Grandmother



Response	6	8	10	12	Total	
No	83.1	88.7	89.3	91.8	87.9	
Yes	16.9	11.3	10.7	8.2	12.1	
N of Valid	295	282	298	195	1070	
N of Miss	0	0	0	0	0	

Table 16: Think of where you live most of the time. Which of the following people live there with you? Aunt



Response	6	8	10	12	Total	
No	95.3	96.5	95.6	96.9	96.0	
Yes	4.7	3.5	4.4	3.1	4.0	
N of Valid	295	282	298	195	1070	
N of Miss	0	0	0	0	0	

Table 17: Think of where you live most of the time. Which of the following people live there with you? Father



Response	6	8	10	12	Total	
No	32.5	36.5	34.6	44.1	36.3	
Yes	67.5	63.5	65.4	55.9	63.7	
N of Valid	295	282	298	195	1070	
N of Miss	0	0	0	0	0	

Table 18: Think of where you live most of the time. Which of the following people live there with you? Stepfather



Response	6	8	10	12	Total	
No	84.7	78.7	83.9	88.7	83.6	
Yes	15.3	21.3	16.1	11.3	16.4	
N of Valid	295	282	298	195	1070	
N of Miss	0	0	0	0	0	

Table 19: Think of where you live most of the time. Which of the following people live there with you? Foster Father



Response	6	8	10	12	Total	
No	100.0	99.3	99.3	100.0	99.6	
Yes	0.0	0.7	0.7	0.0	0.4	
N of Valid	295	282	298	195	1070	
N of Miss	0	0	0	0	0	

Table 20: Think of where you live most of the time. Which of the following people live there with you? Grandfather



Response	6	8	10	12	Total	
No	88.5	92.2	93.6	95.4	92.1	
Yes	11.5	7.8	6.4	4.6	7.9	
N of Valid	295	282	298	195	1070	
N of Miss	0	0	0	0	0	

Table 21: Think of where you live most of the time. Which of the following people live there with you? Uncle



Response	6	8	10	12	Total	
No	95.9	96.1	97.3	99.0	96.9	
Yes	4.1	3.9	2.7	1.0	3.1	
N of Valid	295	282	298	195	1070	
N of Miss	0	0	0	0	0	

Table 22: Think of where you live most of the time. Which of the following people live there with you? Other Adults

Response	6	8	10	12	Total	
No	97.6	97.5	98.0	94.9	97.2	
Yes	2.4	2.5	2.0	5.1	2.8	
N of Valid	295	282	298	195	1070	
N of Miss	0	0	0	0	0	

Table 23: Think of where you live most of the time. Which of the following people live there with you? Brother(s)

Response	6	8	10	12	Total	
No	52.5	56.4	66.8	62.1	59.3	
Yes	47.5	43.6	33.2	37.9	40.7	
N of Valid	295	282	298	195	1070	
N of Miss	0	0	0	0	0	

Table 24: Think of where you live most of the time. Which of the following people live there with you? Stepbrother(s)

Response	6	8	10	12	Total	
No	91.2	92.6	95.0	95.9	93.5	
Yes	8.8	7.4	5.0	4.1	6.5	
N of Valid	295	282	298	195	1070	
N of Miss	0	0	0	0	0	

Table 25: Think of where you live most of the time. Which of the following people live there with you? Sister(s)

Response	6	8	10	12	Total	
No	57.6	59.6	62.1	61.5	60.1	
Yes	42.4	40.4	37.9	38.5	39.9	
N of Valid	295	282	298	195	1070	
N of Miss	0	0	0	0	0	

Table 26: Think of where you live most of the time. Which of the following people live there with you? Stepsister(s)

Response	6	8	10	12	Total	
No	92.2	94.0	93.6	96.9	93.9	
Yes	7.8	6.0	6.4	3.1	6.1	
N of Valid	295	282	298	195	1070	
N of Miss	0	0	0	0	0	

Table 27: Think of where you live most of the time. Which of the following people live there with you? Other Children

Response	6	8	10	12	Total	
No	94.9	96.1	96.6	91.8	95.1	
Yes	5.1	3.9	3.4	8.2	4.9	
N of Valid	295	282	298	195	1070	
N of Miss	0	0	0	0	0	

Table 28: In my school, students have lots of chances to help decide things like class activities and rules.

Response	6	8	10	12	Total	
NO!	14.5	10.9	14.2	19.5	14.4	
no	31.8	35.1	37.5	31.8	34.3	
yes	45.3	47.1	43.9	37.9	44.0	
YES!	8.3	6.9	4.4	10.8	7.3	
N of Valid	289	276	296	195	1056	
N of Miss	6	6	2	0	14	

Table 29: Teachers ask me to work on special classroom projects.

Response	6	8	10	12	Total	
NO!	11.5	6.9	10.9	9.2	9.7	
no	31.9	39.1	39.8	33.8	36.3	
yes	42.0	43.4	40.5	45.6	42.6	
YES!	14.6	10.6	8.8	11.3	11.3	
N of Valid	288	274	294	195	1051	
N of Miss	7	8	4	0	19	

Table 30: My teacher(s) notices when I am doing a good job and lets me know about it.

Response	6	8	10	12	Total
NO!	4.9	8.7	9.2	6.2	7.3
no	19.9	23.2	29.1	29.7	25.2
yes	48.3	47.1	49.3	52.3	49.0
YES!	26.9	21.0	12.3	11.8	18.5
N of Valid	286	276	292	195	1049
N of Miss	9	6	6	0	21

Table 31: There are lots of chances for students in my school to get involved in sports, clubs, and other school activities outside of class.

Response	6	8	10	12	Total
NO!	3.8	0.7	2.0	1.0	2.0
no	11.4	4.0	11.1	10.8	9.3
yes	36.3	29.9	41.9	47.2	38.2
YES!	48.4	65.5	44.9	41.0	50.6
N of Valid	289	278	296	195	1058
N of Miss	6	4	2	0	12

Table 32: There are lots of chances for students in my school to talk with a teacher one-on-one.

Response	6	8	10	12	Total
NO!	2.4	2.9	7.1	5.7	4.5
no	18.2	20.1	24.7	24.7	21.8
yes	40.6	41.8	52.2	51.0	46.1
YES!	38.8	35.2	15.9	18.6	27.7
N of Valid	286	273	295	194	1048
N of Miss	9	9	3	1	22

Table 33: I feel safe at my school.

Response	6	8	10	12	Total	
NO!	5.2	5.1	6.8	7.3	6.0	
no	8.4	12.0	18.4	14.5	13.3	
yes	38.0	45.1	57.0	58.5	49.0	
YES!	48.4	37.8	17.7	19.7	31.8	
N of Valid	287	275	293	193	1048	
N of Miss	8	7	5	2	22	

Table 34: The school lets my parents know when I have done something well.

Response	6	8	10	12	Total	
NO!	17.2	23.6	27.6	24.4	23.1	
no	34.0	48.4	44.1	49.2	43.4	
yes	35.4	20.4	23.1	19.2	25.1	
YES!	13.4	7.6	5.2	7.3	8.5	
N of Valid	291	275	290	193	1049	
N of Miss	4	7	8	2	21	

Table 35: My teachers praise me when I work hard in school.

Response	6	8	10	12	Total	
NO!	18.8	20.7	19.2	14.0	18.5	
no	38.7	35.4	50.2	44.6	42.1	
yes	31.6	36.2	24.7	33.7	31.2	
YES!	11.0	7.7	5.8	7.8	8.1	
N of Valid	282	271	291	193	1037	
N of Miss	13	11	7	2	33	

Table 36: Are your school grades better than the grades of most students in your class?





Response	6	8	10	12	Total	
NO!	12.6	8.5	7.2	5.7	8.7	
no	30.2	23.2	33.9	22.3	27.9	
yes	42.8	51.5	49.3	54.4	49.0	
YES!	14.4	16.9	9.6	17.6	14.3	
N of Valid	285	272	292	193	1042	
N of Miss	10	10	6	2	28	

Table 37: I have lots of chances to be part of class discussions or activities.





Response	6	8	10	12	Total	
NO!	4.1	2.5	1.7	3.6	2.9	
no	9.3	12.4	16.7	10.4	12.3	
yes	47.8	53.1	65.3	66.8	57.5	
YES!	38.8	32.0	16.3	19.2	27.2	
N of Valid	291	275	294	193	1053	
N of Miss	4	7	4	2	17	

Table 38: Now thinking back over the past year in school, how often did you: enjoy being in school?






Response	6	8	10	12	Total	
Never	5.9	11.1	13.8	18.0	11.7	
Seldom	11.8	14.0	21.9	21.6	17.0	
Sometimes	33.8	38.0	37.7	34.0	36.0	
Often	26.8	24.0	21.9	19.1	23.3	
Almost always	21.6	12.9	4.7	7.2	11.9	
N of Valid	287	279	297	194	1057	
N of Miss	8	3	1	1	13	

Table 39: Now thinking back over the past year in school, how often did you: hate being in school?

Response	6	8	10	12	Total	
Never	13.8	4.3	3.4	3.6	6.5	
Seldom	36.4	24.3	19.5	21.6	25.7	
Sometimes	26.5	30.8	35.4	25.8	30.0	
Often	13.4	25.0	21.9	30.9	22.1	
Almost always	9.9	15.6	19.9	18.0	15.7	
N of Valid	283	276	297	194	1050	
N of Miss	12	6	1	1	20	

Table 40: Now thinking back over the past year in school, how often did you: try to do your best work in school?

Response	6	8	10	12	Total	
Never	0.4	0.0	1.0	3.1	1.0	
Seldom	0.4	1.8	3.0	3.6	2.1	
Sometimes	3.2	5.8	16.9	19.6	10.8	
Often	16.3	29.2	34.8	30.4	27.5	
Almost always	79.9	63.1	44.3	43.3	58.6	
N of Valid	283	274	296	194	1047	
N of Miss	12	8	2	1	23	

Table 41: How often do you feel that the school work you are assigned is meaningful and important?

Response	6	8	10	12	Total	
Never	3.8	5.5	10.1	12.6	7.6	
Seldom	11.1	16.4	26.0	25.7	19.4	
Sometimes	16.7	30.2	35.5	35.1	28.9	
Often	33.4	37.5	21.3	19.9	28.6	
Almost always	34.8	10.5	7.1	6.8	15.5	
N of Valid	287	275	296	191	1049	
N of Miss	8	7	2	4	21	

Table 42: Putting them all together, what were your grades like last year?






Response	6	8	10	12	Total	
Mostly F's	1.1	0.4	1.0	1.0	0.9	
Mostly D's	1.1	1.1	4.1	2.1	2.1	
Mostly C's	9.5	13.1	20.7	19.3	15.5	
Mostly B's	32.6	37.2	31.0	40.6	34.8	
Mostly A's	55.7	48.2	43.2	37.0	46.7	
N of Valid	273	274	294	192	1033	
N of Miss	22	8	4	3	37	

Table 43: How important do you think the things you are learning in school are going to be for your later life?






Response	6	8	10	12	Total	
Very important	44.6	23.7	14.6	12.9	24.9	
Quite important	27.7	29.9	23.1	18.0	25.2	
Fairly important	19.0	28.4	32.2	34.0	27.9	
Slightly important	6.9	14.7	25.1	28.9	18.1	
Not at all important	1.7	3.2	5.1	6.2	3.9	
N of Valid	289	278	295	194	1056	
N of Miss	6	4	3	1	14	

Table 44: Do your parents care about your skipping or cutting school?



Response	6	8	10	12	Total	
Yes	96.2	96.8	97.0	90.2	95.5	
No	3.8	3.2	3.0	9.8	4.5	
N of Valid	289	279	296	193	1057	
N of Miss	6	3	2	2	13	

Table 45: During the LAST FOUR WEEKS how many whole days of school have you missed because you skipped or 'cut'?








Response	6	8	10	12	Total	
None	68.4	76.5	76.8	66.3	72.5	
1	14.6	11.7	11.4	13.5	12.7	
2	5.6	5.7	4.7	5.2	5.3	
3	3.8	4.3	4.7	6.2	4.6	
4-5	5.6	1.8	2.0	6.2	3.7	
6-10	1.4	0.0	0.0	0.5	0.5	
11 or more	0.7	0.0	0.3	2.1	0.7	
N of Valid	288	281	297	193	1059	
N of Miss	7	1	1	2	11	

Table 46: What are the chances you would be seen as cool if you: smoked cigarettes?






Response	6	8	10	12	Total	
No or very little chance	95.1	77.2	59.8	54.7	73.0	
Little chance	2.8	11.8	14.2	20.3	11.6	
Some chance	1.1	6.2	15.5	12.5	8.6	
Pretty good chance	0.7	4.0	6.1	6.8	4.2	
Very good chance	0.4	0.7	4.4	5.7	2.6	
N of Valid	283	272	296	192	1043	
N of Miss	12	10	2	3	27	

Table 47: What are the chances you would be seen as cool if you: worked hard at school?






Response	6	8	10	12	Total	
No or very little chance	4.2	10.5	13.2	19.8	11.3	
Little chance	5.6	9.8	15.9	14.6	11.3	
Some chance	13.0	21.8	27.5	29.2	22.3	
Pretty good chance	24.9	29.5	26.1	25.0	26.5	
Very good chance	52.3	28.4	17.3	11.5	28.7	
N of Valid	285	275	295	192	1047	
N of Miss	10	7	3	3	23	

Table 48: What are the chances you would be seen as cool if you: began drinking alcoholic beverages regularly, that is, at least once or twice a month?






Response	6	8	10	12	Total	
No or very little chance	91.1	71.7	47.8	38.0	64.0	
Little chance	4.6	14.5	14.0	16.1	12.0	
Some chance	1.8	7.2	18.1	16.1	10.5	
Pretty good chance	2.1	3.3	13.0	18.2	8.4	
Very good chance	0.4	3.3	7.2	11.5	5.1	
N of Valid	281	276	293	192	1042	
N of Miss	14	6	5	3	28	

Table 49: What are the chances you would be seen as cool if you: defended someone who was being bullied?






Response	6	8	10	12	Total	
No or very little chance	3.9	6.9	9.9	16.1	8.6	
Little chance	5.0	11.6	13.0	18.8	11.5	
Some chance	12.5	21.1	25.9	32.3	22.2	
Pretty good chance	21.4	30.5	24.9	17.7	24.1	
Very good chance	57.3	29.8	26.3	15.1	33.5	
N of Valid	281	275	293	192	1041	
N of Miss	14	7	5	3	29	

Table 50: What are the chances you would be seen as cool if you: smoked marijuana?






Response	6	8	10	12	Total	
No or very little chance	94.0	76.2	48.3	38.5	66.3	
Little chance	2.8	9.0	9.9	14.6	8.6	
Some chance	1.8	4.3	14.3	15.6	8.5	
Pretty good chance	0.7	5.1	13.9	14.1	8.0	
Very good chance	0.7	5.4	13.6	17.2	8.6	
N of Valid	285	277	294	192	1048	
N of Miss	10	5	4	3	22	

Table 51: What are the chances you would be seen as cool if you: carried a handgun?






Response	6	8	10	12	Total	
No or very little chance	77.0	77.5	66.1	63.0	71.5	
Little chance	13.5	7.3	13.2	16.7	12.4	
Some chance	3.2	6.2	9.5	10.9	7.2	
Pretty good chance	2.8	5.1	5.1	3.1	4.1	
Very good chance	3.5	4.0	6.1	6.2	4.9	
N of Valid	282	275	295	192	1044	
N of Miss	13	7	3	3	26	

Table 52: What are the chances you would be seen as cool if you: used e-cigarettes, e-cigars or e-hookahs?






Response	6	8	10	12	Total	
No or very little chance	93.9	78.1	54.4	47.6	70.1	
Little chance	2.9	11.7	15.0	16.2	11.1	
Some chance	2.9	5.1	14.6	13.6	8.8	
Pretty good chance	0.4	2.6	10.5	9.9	5.6	
Very good chance	0.0	2.6	5.4	12.6	4.5	
N of Valid	280	274	294	191	1039	
N of Miss	15	8	4	4	31	

Table 53: What are the chances you would be seen as cool if you: bullied someone or cyber bullied someone?






Response	6	8	10	12	Total	
No or very little chance	90.5	84.8	72.9	73.4	80.9	
Little chance	3.9	8.7	14.6	16.7	10.5	
Some chance	2.1	3.6	7.5	4.2	4.4	
Pretty good chance	1.4	2.2	2.4	3.1	2.2	
Very good chance	2.1	0.7	2.7	2.6	2.0	
N of Valid	285	277	295	192	1049	
N of Miss	10	5	3	3	21	

Table 54: Think of your four best friends (the friends you feel closest to). In the past year (12 months), how many of your best friends have: participated in clubs, organizations or activities at school?






Response	6	8	10	12	Total	
0	13.2	10.5	9.5	18.8	12.5	
1	14.6	9.8	16.0	13.0	13.4	
2	19.9	14.1	21.1	18.8	18.5	
3	15.7	16.3	16.7	16.1	16.2	
4	36.7	49.3	36.7	33.3	39.4	
N of Valid	281	276	294	192	1043	
N of Miss	14	6	4	3	27	

Table 55: Think of your four best friends (the friends you feel closest to). In the past year (12 months), how many of your best friends have: smoked cigarettes?






Response	6	8	10	12	Total	
0	95.8	90.2	63.9	45.5	76.1	
1	2.8	6.9	13.9	21.5	10.5	
2	0.4	2.5	10.9	14.1	6.4	
3	0.7	0.4	4.8	7.9	3.1	
4	0.4	0.0	6.5	11.0	3.9	
N of Valid	283	275	294	191	1043	
N of Miss	12	7	4	4	27	

Table 56: Think of your four best friends (the friends you feel closest to). In the past year (12 months), how many of your best friends have: tried beer, wine or hard liquor (for example, vodka, whiskey, or gin) when their parents didn't know about it?






Response	6	8	10	12	Total	
0	91.2	74.6	40.8	29.3	61.3	
1	4.2	12.0	21.4	14.1	12.9	
2	2.5	5.4	14.6	16.2	9.2	
3	1.1	4.0	7.1	8.9	5.0	
4	1.1	4.0	16.0	31.4	11.6	
N of Valid	283	276	294	191	1044	
N of Miss	12	6	4	4	26	

Table 57: Think of your four best friends (the friends you feel closest to). In the past year (12 months), how many of your best friends have: used e-cigarettes, e-cigars, or e-hookahs?






Response	6	8	10	12	Total	
0	96.8	90.2	67.8	55.3	79.3	
1	2.1	6.9	15.1	11.1	8.7	
2	0.7	1.8	8.2	12.1	5.2	
3	0.4	0.7	3.8	6.8	2.6	
4	0.0	0.4	5.1	14.7	4.2	
N of Valid	282	276	292	190	1040	
N of Miss	13	6	6	5	30	

Table 58: Think of your four best friends (the friends you feel closest to). In the past year (12 months), how many of your best friends have: used marijuana?






Response	6	8	10	12	Total	
0	98.6	90.9	61.3	45.5	76.3	
1	0.4	5.1	13.0	19.9	8.8	
2	0.7	1.8	9.2	13.1	5.7	
3	0.0	1.5	6.8	8.9	3.9	
4	0.4	0.7	9.6	12.6	5.3	
N of Valid	282	275	292	191	1040	
N of Miss	13	7	6	4	30	

Table 59: Think of your four best friends (the friends you feel closest to). In the past year (12 months), how many of your best friends have: used prescription drugs or non-prescription drugs for the purpose of getting high?






Response	6	8	10	12	Total	
0	97.2	97.5	82.6	71.1	88.4	
1	1.4	1.1	9.2	12.6	5.6	
2	1.4	0.7	5.1	7.4	3.4	
3	0.0	0.0	0.0	3.7	0.7	
4	0.0	0.7	3.1	5.3	2.0	
N of Valid	282	276	293	190	1041	
N of Miss	13	6	5	5	29	

Table 60: Think of your four best friends (the friends you feel closest to). In the past year (12 months), how many of your best friends have: used synthetic marijuana (K2, spice) or bath salts?






Response	6	8	10	12	Total	
0	98.2	98.2	90.4	90.1	94.5	
1	1.1	1.1	4.8	4.2	2.7	
2	0.4	0.7	1.4	4.2	1.4	
3	0.4	0.0	1.0	1.0	0.6	
4	0.0	0.0	2.4	0.5	0.8	
N of Valid	283	274	293	191	1041	
N of Miss	12	8	5	4	29	

Table 61: Think of your four best friends (the friends you feel closest to). In the past year (12 months), how many of your best friends have: used LSD, cocaine, amphetamines, or other illegal drugs?






Response	6	8	10	12	Total	
0	99.6	98.2	89.1	83.2	93.3	
1	0.4	1.5	5.8	10.0	3.9	
2	0.0	0.4	2.4	3.7	1.4	
3	0.0	0.0	1.0	0.5	0.4	
4	0.0	0.0	1.7	2.6	1.0	
N of Valid	282	273	293	190	1038	
N of Miss	13	9	5	5	32	

Table 62: Think of your four best friends (the friends you feel closest to). In the past year (12 months), how many of your best friends have: been bullied?






Response	6	8	10	12	Total	
0	30.3	49.3	46.6	70.4	47.2	
1	32.4	24.6	19.5	12.2	23.1	
2	13.7	15.9	14.7	7.9	13.5	
3	7.7	4.3	6.5	3.7	5.8	
4	15.8	5.8	12.7	5.8	10.5	
N of Valid	284	276	292	189	1041	
N of Miss	11	6	6	6	29	

Table 63: Think of your four best friends (the friends you feel closest to). In the past year (12 months), how many of your best friends have: been suspended from school?






Response	6	8	10	12	Total	
0	73.1	73.5	71.3	75.3	73.1	
1	18.0	12.7	14.7	12.6	14.7	
2	3.5	8.7	7.5	6.8	6.6	
3	2.8	3.3	2.7	3.7	3.1	
4	2.5	1.8	3.8	1.6	2.5	
N of Valid	283	275	293	190	1041	
N of Miss	12	7	5	5	29	

Table 64: Think of your four best friends (the friends you feel closest to). In the past year (12 months), how many of your best friends have: carried a handgun?






Response	6	8	10	12	Total	
0	95.4	94.5	91.8	86.8	92.6	
1	1.1	2.2	4.8	4.2	3.0	
2	1.8	1.5	1.7	3.7	2.0	
3	0.4	0.4	0.3	0.5	0.4	
4	1.4	1.5	1.4	4.7	2.0	
N of Valid	285	275	292	190	1042	
N of Miss	10	7	6	5	28	

Table 65: Think of your four best friends (the friends you feel closest to). In the past year (12 months), how many of your best friends have: sold illegal drugs?






Response	6	8	10	12	Total	
0	98.9	98.9	86.0	77.2	91.3	
1	0.4	1.1	6.5	10.6	4.2	
2	0.4	0.0	2.7	5.3	1.8	
3	0.0	0.0	2.1	3.7	1.3	
4	0.4	0.0	2.7	3.2	1.4	
N of Valid	280	274	292	189	1035	
N of Miss	15	8	6	6	35	

Table 66: Think of your four best friends (the friends you feel closest to). In the past year (12 months), how many of your best friends have: regularly attended religious services?






Response	6	8	10	12	Total	
0	24.1	16.3	14.4	26.5	19.7	
1	9.1	9.6	12.7	17.5	11.8	
2	10.2	13.7	17.5	19.0	14.8	
3	12.0	17.0	22.7	13.2	16.6	
4	44.5	43.3	32.6	23.8	37.0	
N of Valid	274	270	291	189	1024	
N of Miss	21	12	7	6	46	

Table 67: Think of your four best friends (the friends you feel closest to). In the past year (12 months), how many of your best friends have: stolen or tried to steal a motor vehicle such as a car or motorcycle?






Response	6	8	10	12	Total	
0	97.5	97.1	93.2	94.8	95.7	
1	1.4	2.2	3.4	2.1	2.3	
2	0.4	0.0	2.4	2.1	1.2	
3	0.4	0.4	0.3	0.0	0.3	
4	0.4	0.4	0.7	1.0	0.6	
N of Valid	283	276	293	191	1043	
N of Miss	12	6	5	4	27	

Table 68: Think of your four best friends (the friends you feel closest to). In the past year (12 months), how many of your best friends have: been arrested?






Response	6	8	10	12	Total	
0	94.4	95.3	88.1	83.1	90.8	
1	4.6	3.6	5.1	8.5	5.2	
2	1.1	0.7	3.4	6.3	2.6	
3	0.0	0.4	1.4	1.1	0.7	
4	0.0	0.0	2.0	1.1	0.8	
N of Valid	284	276	293	189	1042	
N of Miss	11	6	5	6	28	

Table 69: Think of your four best friends (the friends you feel closest to). In the past year (12 months), how many of your best friends have: dropped out of school?






Response	6	8	10	12	Total	
0	96.1	97.8	94.2	86.3	94.2	
1	2.8	1.8	4.1	8.4	3.9	
2	0.7	0.4	1.0	4.2	1.3	
3	0.0	0.0	0.0	0.5	0.1	
4	0.4	0.0	0.7	0.5	0.4	
N of Valid	284	273	292	190	1039	
N of Miss	11	9	6	5	31	

Table 70: Think of your four best friends (the friends you feel closest to). In the past year (12 months), how many of your best friends have: been members of a gang?






Response	6	8	10	12	Total	
0	90.9	96.4	93.5	92.6	93.4	
1	5.6	1.1	2.7	2.6	3.1	
2	1.8	1.1	1.0	2.6	1.5	
3	0.4	0.4	1.7	0.0	0.7	
4	1.4	1.1	1.0	2.1	1.3	
N of Valid	285	276	292	190	1043	
N of Miss	10	6	6	5	27	

Table 71: How old were you when you first: smoked marijuana?










Response	6	8	10	12	Total	
Never	99.7	96.8	81.8	61.3	86.9	
10 or younger	0.0	0.7	0.7	1.0	0.6	
11	0.3	1.1	2.4	0.5	1.1	
12	0.0	0.7	2.4	5.2	1.8	
13	0.0	0.4	0.7	4.2	1.1	
14	0.0	0.4	7.2	4.2	2.9	
15	0.0	0.0	3.4	8.9	2.6	
16	0.0	0.0	1.4	8.9	2.0	
17 or older	0.0	0.0	0.0	5.8	1.1	
N of Valid	286	279	291	191	1047	
N of Miss	9	3	7	4	23	

Table 72: How old were you when you first: smoked a cigarette, even just a puff?










Response	6	8	10	12	Total	
Never	93.4	89.9	71.7	57.3	79.8	
10 or younger	5.6	4.3	7.8	6.8	6.1	
11	0.3	0.7	4.4	2.1	1.9	
12	0.7	2.2	1.7	4.7	2.1	
13	0.0	2.2	3.8	5.7	2.7	
14	0.0	0.7	6.1	4.7	2.8	
15	0.0	0.0	3.8	6.2	2.2	
16	0.0	0.0	0.7	8.3	1.7	
17 or older	0.0	0.0	0.0	4.2	0.8	
N of Valid	286	276	293	192	1047	
N of Miss	9	6	5	3	23	

Table 73: How old were you when you first: had more than a sip or two of beer, wine or hard liquor (for example, vodka, whiskey, or gin)?










Response	6	8	10	12	Total	
Never	86.7	76.4	50.3	36.6	64.7	
10 or younger	9.8	8.0	4.8	5.8	7.2	
11	2.8	4.3	4.8	2.1	3.6	
12	0.7	4.7	5.1	4.7	3.7	
13	0.0	4.7	5.8	8.9	4.5	
14	0.0	1.8	12.9	11.0	6.1	
15	0.0	0.0	12.9	10.5	5.5	
16	0.0	0.0	3.1	14.7	3.5	
17 or older	0.0	0.0	0.3	5.8	1.1	
N of Valid	286	276	294	191	1047	
N of Miss	9	6	4	4	23	

Table 74: How old were you when you first: began drinking alcoholic beverages regularly, that is, at least once or twice a month?


Response	6	8	10	12	Total	
Never	98.6	97.1	84.0	69.8	88.9	
10 or younger	0.7	0.4	0.0	0.0	0.3	
11	0.7	0.4	0.3	0.0	0.4	
12	0.0	0.7	1.0	1.0	0.7	
13	0.0	0.7	1.0	1.6	0.8	
14	0.0	0.7	4.8	2.1	1.9	
15	0.0	0.0	6.8	8.9	3.5	
16	0.0	0.0	1.4	9.9	2.2	
17 or older	0.0	0.0	0.7	6.8	1.4	
N of Valid	288	277	293	192	1050	
N of Miss	7	5	5	3	20	

Table 75: How old were you when you first: used Daztrex?


Response	6	8	10	12	Total	
Never	100.0	100.0	100.0	100.0	100.0	
10 or younger	0.0	0.0	0.0	0.0	0.0	
11	0.0	0.0	0.0	0.0	0.0	
12	0.0	0.0	0.0	0.0	0.0	
13	0.0	0.0	0.0	0.0	0.0	
14	0.0	0.0	0.0	0.0	0.0	
15	0.0	0.0	0.0	0.0	0.0	
16	0.0	0.0	0.0	0.0	0.0	
17 or older	0.0	0.0	0.0	0.0	0.0	
N of Valid	276	271	294	189	1030	
N of Miss	19	11	4	6	40	

Table 76: How old were you when you first: got suspended from school?










Response	6	8	10	12	Total	
Never	88.5	86.2	78.2	85.1	84.4	
10 or younger	8.4	4.3	2.4	3.7	4.8	
11	2.1	2.9	2.7	1.6	2.4	
12	0.7	2.5	3.8	3.2	2.5	
13	0.0	3.6	4.1	1.6	2.4	
14	0.0	0.4	5.8	1.6	2.0	
15	0.0	0.0	3.1	1.1	1.1	
16	0.0	0.0	0.0	1.1	0.2	
17 or older	0.3	0.0	0.0	1.1	0.3	
N of Valid	287	276	293	188	1044	
N of Miss	8	6	5	7	26	

Table 77: How old were you when you first: got arrested?










Response	6	8	10	12	Total	
Never	99.0	98.9	95.2	94.2	97.0	
10 or younger	1.0	0.0	0.3	0.5	0.5	
11	0.0	0.7	0.7	0.0	0.4	
12	0.0	0.4	0.7	0.5	0.4	
13	0.0	0.0	1.4	1.1	0.6	
14	0.0	0.0	0.7	0.0	0.2	
15	0.0	0.0	1.0	1.1	0.5	
16	0.0	0.0	0.0	1.1	0.2	
17 or older	0.0	0.0	0.0	1.6	0.3	
N of Valid	286	277	294	189	1046	
N of Miss	9	5	4	6	24	

Table 78: How old were you when you first: carried a handgun?


Response	6	8	10	12	Total	
Never	94.4	94.9	92.1	88.9	92.9	
10 or younger	3.5	2.6	2.4	3.2	2.9	
11	2.1	0.7	0.0	1.6	1.1	
12	0.0	0.7	0.7	1.1	0.6	
13	0.0	0.7	0.3	1.1	0.5	
14	0.0	0.4	1.7	0.5	0.7	
15	0.0	0.0	2.1	0.0	0.6	
16	0.0	0.0	0.3	2.1	0.5	
17 or older	0.0	0.0	0.3	1.6	0.4	
N of Valid	288	274	292	189	1043	
N of Miss	7	8	6	6	27	

Table 79: How old were you when you first: used e-cigarettes, e-cigars, or e-hookahs?


Response	6	8	10	12	Total	
Never	97.9	93.9	83.2	68.1	87.3	
10 or younger	0.4	1.1	0.7	0.0	0.6	
11	1.8	2.2	0.3	0.0	1.2	
12	0.0	0.4	1.7	0.0	0.6	
13	0.0	2.2	3.4	2.7	2.0	
14	0.0	0.4	5.1	4.3	2.3	
15	0.0	0.0	4.1	9.6	2.9	
16	0.0	0.0	1.4	10.6	2.3	
17 or older	0.0	0.0	0.0	4.8	0.9	
N of Valid	283	278	292	188	1041	
N of Miss	12	4	6	7	29	

Table 80: How old were you when you first: belonged to a gang?


Response	6	8	10	12	Total	
Never	97.2	98.6	97.6	97.4	97.7	
10 or younger	1.8	0.7	1.0	0.5	1.1	
11	0.7	0.4	0.0	0.0	0.3	
12	0.0	0.4	0.0	1.6	0.4	
13	0.0	0.0	0.3	0.0	0.1	
14	0.0	0.0	0.0	0.0	0.0	
15	0.0	0.0	0.7	0.5	0.3	
16	0.0	0.0	0.3	0.0	0.1	
17 or older	0.4	0.0	0.0	0.0	0.1	
N of Valid	285	278	294	189	1046	
N of Miss	10	4	4	6	24	

Table 81: How old were you when you first: used prescription drugs not prescribed to you?


Response	6	8	10	12	Total	
Never	97.2	96.8	92.5	79.6	92.6	
10 or younger	1.1	1.4	0.7	1.0	1.0	
11	1.4	0.7	0.3	1.6	1.0	
12	0.4	0.7	1.4	2.1	1.0	
13	0.0	0.4	1.0	1.6	0.7	
14	0.0	0.0	2.0	3.7	1.2	
15	0.0	0.0	2.0	2.6	1.0	
16	0.0	0.0	0.0	4.7	0.9	
17 or older	0.0	0.0	0.0	3.1	0.6	
N of Valid	285	280	293	191	1049	
N of Miss	10	2	5	4	21	

Table 82: How wrong do you think it is for someone your age to: take a handgun to school?

Response	6	8	10	12	Total	
Very wrong	86.8	87.5	81.9	85.9	85.4	
Wrong	7.7	8.6	11.9	8.9	9.3	
A little bit wrong	3.8	2.1	5.1	4.2	3.8	
Not at all wrong	1.7	1.8	1.0	1.0	1.4	
N of Valid	287	280	293	191	1051	
N of Miss	8	2	5	4	19	

Table 83: How wrong do you think it is for someone your age to: steal anything?

Response	6	8	10	12	Total	
Very wrong	76.0	72.4	64.4	66.7	70.1	
Wrong	18.1	21.9	30.1	25.0	23.7	
A little bit wrong	5.6	5.0	5.1	7.3	5.6	
Not at all wrong	0.3	0.7	0.3	1.0	0.6	
N of Valid	288	279	292	192	1051	
N of Miss	7	3	6	3	19	

Table 84: How wrong do you think it is for someone your age to: pick a fight with someone?

Response	6	8	10	12	Total	
Very wrong	59.4	49.1	36.4	38.8	46.5	
Wrong	30.4	30.5	36.8	30.3	32.2	
A little bit wrong	8.4	17.5	21.6	26.6	17.8	
Not at all wrong	1.7	2.9	5.2	4.3	3.5	
N of Valid	286	275	291	188	1040	
N of Miss	9	7	7	7	30	

Table 85: How wrong do you think it is for someone your age to: attack someone with the idea of seriously hurting them?





Response	6	8	10	12	Total	
Very wrong	86.5	85.7	68.6	66.7	77.7	
Wrong	8.7	9.0	22.2	23.4	15.2	
A little bit wrong	2.8	3.9	6.5	8.3	5.1	
Not at all wrong	2.1	1.4	2.7	1.6	2.0	
N of Valid	288	279	293	192	1052	
N of Miss	7	3	5	3	18	

Table 86: How wrong do you think it is for someone your age to: stay away from school all day when their parents think they are at school?





Response	6	8	10	12	Total	
Very wrong	80.5	76.3	56.8	48.2	66.9	
Wrong	16.7	16.9	28.4	36.1	23.6	
A little bit wrong	2.1	5.0	13.4	12.6	7.9	
Not at all wrong	0.7	1.8	1.4	3.1	1.6	
N of Valid	287	278	292	191	1048	
N of Miss	8	4	6	4	22	

Table 87: How wrong do you think it is for someone your age to: drink beer, wine or hard liquor (for example, vodka, whiskey, or gin) regularly?





Response	6	8	10	12	Total	
Very wrong	92.3	79.3	52.2	38.2	67.9	
Wrong	5.6	12.1	20.3	16.8	13.4	
A little bit wrong	1.4	6.8	19.9	31.9	13.5	
Not at all wrong	0.7	1.8	7.6	13.1	5.1	
N of Valid	287	280	291	191	1049	
N of Miss	8	2	7	4	21	

Table 88: How wrong do you think it is for someone your age to: smoke cigarettes?





Response	6	8	10	12	Total	
Very wrong	92.7	86.3	56.2	45.0	72.1	
Wrong	5.9	9.0	25.0	17.3	14.1	
A little bit wrong	0.7	3.2	14.0	22.0	9.0	
Not at all wrong	0.7	1.4	4.8	15.7	4.8	
N of Valid	286	278	292	191	1047	
N of Miss	9	4	6	4	23	

Table 89: How wrong do you think it is for someone your age to: smoke marijuana?





Response	6	8	10	12	Total	
Very wrong	93.7	87.3	58.4	39.3	72.2	
Wrong	3.8	7.2	17.1	20.9	11.6	
A little bit wrong	1.0	2.2	15.0	19.4	8.6	
Not at all wrong	1.4	3.3	9.6	20.4	7.6	
N of Valid	287	276	293	191	1047	
N of Miss	8	6	5	4	23	

Table 90: How wrong do you think it is for someone your age to: use prescription drugs or non-prescription drugs for the purpose of getting high?





Response	6	8	10	12	Total	
Very wrong	94.1	95.3	82.9	73.3	87.5	
Wrong	3.5	2.5	10.2	18.3	7.8	
A little bit wrong	1.0	1.1	5.8	6.8	3.4	
Not at all wrong	1.4	1.1	1.0	1.6	1.2	
N of Valid	288	279	293	191	1051	
N of Miss	7	3	5	4	19	

Table 91: How wrong do you think it is for someone your age to: use synthetic marijuana (K2, spice) or bath salts?

Response	6	8	10	12	Total	
Very wrong	93.0	96.0	86.0	78.4	89.2	
Wrong	4.9	1.8	9.9	15.3	7.4	
A little bit wrong	0.7	0.7	3.4	4.7	2.2	
Not at all wrong	1.4	1.4	0.7	1.6	1.2	
N of Valid	284	277	292	190	1043	
N of Miss	11	5	6	5	27	

Table 92: How wrong do you think it is for someone your age to: use LSD, cocaine, amphetamines or another illegal drug?

Response	6	8	10	12	Total	
Very wrong	96.2	96.8	88.7	85.4	92.3	
Wrong	2.8	1.4	8.2	12.0	5.6	
A little bit wrong	0.0	0.4	2.4	2.1	1.1	
Not at all wrong	1.0	1.4	0.7	0.5	1.0	
N of Valid	286	277	293	192	1048	
N of Miss	9	5	5	3	22	

Table 93: How wrong do you think it is for someone your age to: use e-cigarettes, e-cigars or e-hookahs?

Response	6	8	10	12	Total	
Very wrong	90.1	84.4	61.1	49.7	73.1	
Wrong	6.0	9.5	15.7	11.5	10.6	
A little bit wrong	2.1	4.4	13.3	19.9	9.1	
Not at all wrong	1.8	1.8	9.9	18.8	7.2	
N of Valid	284	275	293	191	1043	
N of Miss	11	7	5	4	27	

Table 94: At school during the past 12 months, did you receive help from the resource teacher, speech therapist or other special education teacher?



Response	6	8	10	12	Total	
No	71.9	90.4	87.4	91.2	84.6	
Yes	28.1	9.6	12.6	8.8	15.4	
N of Valid	256	240	262	170	928	
N of Miss	39	42	36	25	142	

Table 95: How many times in the past year (12 months) have you: been suspended from school?





Response	6	8	10	12	Total	
Never	93.0	92.1	90.5	94.2	92.3	
1 to 2 times	6.0	5.4	7.8	5.3	6.2	
3 to 5 times	1.1	2.2	1.4	0.0	1.2	
6 to 9 times	0.0	0.4	0.3	0.5	0.3	
10 to 19 times	0.0	0.0	0.0	0.0	0.0	
20 to 29 times	0.0	0.0	0.0	0.0	0.0	
30 to 39 times	0.0	0.0	0.0	0.0	0.0	
40+ times	0.0	0.0	0.0	0.0	0.0	
N of Valid	285	279	295	190	1049	
N of Miss	10	3	3	5	21	

Table 96: How many times in the past year (12 months) have you: carried a handgun?








Response	6	8	10	12	Total	
Never	95.8	93.8	92.9	91.0	93.6	
1 to 2 times	2.5	2.5	3.1	4.2	3.0	
3 to 5 times	1.1	1.4	2.7	1.6	1.7	
6 to 9 times	0.4	0.7	0.7	1.1	0.7	
10 to 19 times	0.0	0.4	0.0	1.1	0.3	
20 to 29 times	0.0	0.0	0.0	0.5	0.1	
30 to 39 times	0.0	0.0	0.0	0.0	0.0	
40+ times	0.4	1.1	0.7	0.5	0.7	
N of Valid	284	276	294	189	1043	
N of Miss	11	6	4	6	27	

Table 97: How many times in the past year (12 months) have you: sold illegal drugs?








Response	6	8	10	12	Total	
Never	100.0	99.6	95.9	92.1	97.3	
1 to 2 times	0.0	0.0	1.0	2.6	0.8	
3 to 5 times	0.0	0.0	0.7	1.1	0.4	
6 to 9 times	0.0	0.0	0.7	0.5	0.3	
10 to 19 times	0.0	0.0	0.7	0.5	0.3	
20 to 29 times	0.0	0.4	0.0	0.0	0.1	
30 to 39 times	0.0	0.0	0.0	0.0	0.0	
40+ times	0.0	0.0	1.0	3.2	0.9	
N of Valid	282	273	293	190	1038	
N of Miss	13	9	5	5	32	

Table 98: How many times in the past year (12 months) have you: stolen or tried to steal a motor vehicle such as a car or motorcycle?






Response	6	8	10	12	Total	
Never	99.6	99.3	98.6	98.9	99.1	
1 to 2 times	0.0	0.7	0.7	0.5	0.5	
3 to 5 times	0.4	0.0	0.0	0.0	0.1	
6 to 9 times	0.0	0.0	0.7	0.0	0.2	
10 to 19 times	0.0	0.0	0.0	0.0	0.0	
20 to 29 times	0.0	0.0	0.0	0.0	0.0	
30 to 39 times	0.0	0.0	0.0	0.0	0.0	
40+ times	0.0	0.0	0.0	0.5	0.1	
N of Valid	282	274	295	189	1040	
N of Miss	13	8	3	6	30	

Table 99: How many times in the past year (12 months) have you: participated in clubs, organizations or activities at school?









Response	6	8	10	12	Total	
Never	38.9	27.0	33.0	45.2	35.2	
1 to 2 times	27.5	18.7	15.6	10.1	18.7	
3 to 5 times	15.0	11.9	9.5	8.0	11.3	
6 to 9 times	4.3	5.8	7.1	3.2	5.3	
10 to 19 times	2.1	6.1	7.5	3.7	5.0	
20 to 29 times	2.1	2.5	3.7	1.6	2.6	
30 to 39 times	0.4	1.1	2.7	1.1	1.3	
40+ times	9.6	27.0	20.7	27.1	20.6	
N of Valid	280	278	294	188	1040	
N of Miss	15	4	4	7	30	

Table 100: How many times in the past year (12 months) have you: been arrested?





Response	6	8	10	12	Total	
Never	98.6	99.3	98.0	96.3	98.2	
1 to 2 times	1.1	0.7	1.4	2.6	1.3	
3 to 5 times	0.4	0.0	0.3	1.1	0.4	
6 to 9 times	0.0	0.0	0.0	0.0	0.0	
10 to 19 times	0.0	0.0	0.3	0.0	0.1	
20 to 29 times	0.0	0.0	0.0	0.0	0.0	
30 to 39 times	0.0	0.0	0.0	0.0	0.0	
40+ times	0.0	0.0	0.0	0.0	0.0	
N of Valid	282	275	293	189	1039	
N of Miss	13	7	5	6	31	

Table 101: How many times in the past year (12 months) have you: attacked someone with the idea of seriously hurting them?


Response	6	8	10	12	Total	
Never	93.0	93.9	91.5	90.0	92.3	
1 to 2 times	5.6	3.6	5.8	7.4	5.4	
3 to 5 times	1.1	1.4	1.7	2.6	1.6	
6 to 9 times	0.0	0.4	0.0	0.0	0.1	
10 to 19 times	0.0	0.4	0.3	0.0	0.2	
20 to 29 times	0.0	0.4	0.3	0.0	0.2	
30 to 39 times	0.0	0.0	0.3	0.0	0.1	
40+ times	0.4	0.0	0.0	0.0	0.1	
N of Valid	284	280	294	190	1048	
N of Miss	11	2	4	5	22	

Table 102: How many times in the past year (12 months) have you: been drunk or high at school?


Response	6	8	10	12	Total	
Never	99.3	98.9	92.2	87.4	95.0	
1 to 2 times	0.7	0.4	3.1	4.2	1.9	
3 to 5 times	0.0	0.4	1.4	1.1	0.7	
6 to 9 times	0.0	0.0	0.7	1.1	0.4	
10 to 19 times	0.0	0.4	1.7	4.2	1.3	
20 to 29 times	0.0	0.0	0.0	0.0	0.0	
30 to 39 times	0.0	0.0	0.0	0.0	0.0	
40+ times	0.0	0.0	1.0	2.1	0.7	
N of Valid	283	278	294	190	1045	
N of Miss	12	4	4	5	25	

Table 103: How many times in the past year (12 months) have you: taken a handgun to school?

Response	6	8	10	12	Total	
Never	100.0	99.6	99.3	98.9	99.5	
1 to 2 times	0.0	0.0	0.3	0.5	0.2	
3 to 5 times	0.0	0.0	0.0	0.0	0.0	
6 to 9 times	0.0	0.4	0.0	0.0	0.1	
10 to 19 times	0.0	0.0	0.0	0.5	0.1	
20 to 29 times	0.0	0.0	0.0	0.0	0.0	
30 to 39 times	0.0	0.0	0.3	0.0	0.1	
40+ times	0.0	0.0	0.0	0.0	0.0	
N of Valid	281	278	294	190	1043	
N of Miss	14	4	4	5	27	

Table 104: Are you currently on probation, or assigned a probation officer with Juvenile Court?

Response	6	8	10	12	Total	
No	98.8	100.0	97.5	97.7	98.5	
Yes	1.2	0.0	2.5	2.3	1.5	
N of Valid	258	251	278	177	964	
N of Miss	37	31	20	18	106	

Table 105: Have you ever belonged to a gang?

Response	6	8	10	12	Total	
No	94.7	96.8	94.6	94.7	95.2	
No, but would like to	0.7	0.7	2.7	2.1	1.5	
Yes, in the past	3.2	0.7	1.7	2.6	2.0	
Yes, belong now	1.1	0.7	0.7	0.0	0.7	
Yes, but would like to get out	0.4	1.1	0.3	0.5	0.6	
N of Valid	284	279	295	189	1047	
N of Miss	11	3	3	6	23	

Table 106: If you have ever belonged to a gang, did that gang have a name?

Response	6	8	10	12	Total
No	10.0	5.8	8.4	16.1	9.5
Yes	4.3	2.2	2.4	4.3	3.2
I have never belonged to a gang	85.7	92.1	89.2	79.6	87.3
N of Valid	280	278	286	186	1030
N of Miss	15	4	12	9	40

Table 107: You are at a party at someone's house, and one of your friends offers you a drink containing alcohol. What would you say or do?

Response	6	8	10	12	Total
Drink it	3.2	10.2	29.1	48.4	20.6
Tell your friend, 'No thanks, I don't drink' and suggest that you and your friend go and do something else	46.1	47.6	31.5	16.0	36.9
Just say, 'No thanks' and walk away	26.4	24.4	29.1	29.8	27.2
Make up a good excuse, tell your friend you had something else to do, and leave	24.3	17.8	10.3	5.9	15.3
N of Valid	280	275	292	188	1035
N of Miss	15	7	6	7	35

Table 108: How often do you attend religious services or activities?

Response	6	8	10	12	Total
Never	10.8	8.3	11.0	20.9	12.0
Rarely	16.1	15.2	19.2	20.4	17.5
1-2 Times a Month	8.6	11.2	12.7	16.8	11.9
About Once a Week or More	64.5	65.3	57.2	41.9	58.5
N of Valid	279	277	292	191	1039
N of Miss	16	5	6	4	31

Table 109: I think sometimes it's okay to cheat at school.





Response	6	8	10	12	Total	
NO!	75.2	48.0	20.8	20.4	42.8	
no	20.3	38.4	40.3	28.8	32.3	
yes	4.2	11.0	31.1	42.9	20.6	
YES!	0.3	2.5	7.8	7.9	4.4	
N of Valid	286	281	293	191	1051	
N of Miss	9	1	5	4	19	

Table 110: It is important to think before you act.





Response	6	8	10	12	Total	
NO!	1.4	2.9	1.0	2.6	1.9	
no	2.1	2.2	4.8	3.2	3.1	
yes	25.4	31.2	39.2	47.9	34.9	
YES!	71.0	63.8	54.9	46.3	60.1	
N of Valid	283	279	293	190	1045	
N of Miss	12	3	5	5	25	

Table 111: Sometimes I think that life is not worth it.





Response	6	8	10	12	Total	
NO!	58.7	58.9	43.6	42.9	51.6	
no	20.3	21.8	18.7	23.3	20.8	
yes	17.0	14.5	23.9	23.3	19.4	
YES!	4.0	4.7	13.8	10.6	8.2	
N of Valid	276	275	289	189	1029	
N of Miss	19	7	9	6	41	

Table 112: At times I think I am no good at all.

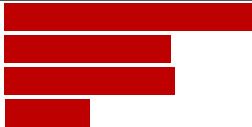
Response	6	8	10	12	Total	
NO!	42.8	44.6	32.5	31.1	38.3	
no	20.7	28.2	24.0	27.4	24.8	
yes	27.7	18.6	28.4	27.9	25.5	
YES!	8.8	8.6	15.1	13.7	11.4	
N of Valid	285	280	292	190	1047	
N of Miss	10	2	6	5	23	

Table 113: All in all, I am inclined to think that I am a failure.

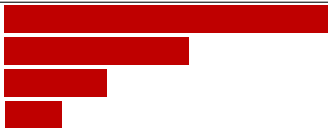
Response	6	8	10	12	Total	
NO!	60.2	57.5	43.1	40.5	51.1	
no	23.6	27.3	29.3	33.2	27.9	
yes	12.3	10.9	17.6	16.8	14.2	
YES!	3.9	4.4	10.0	9.5	6.7	
N of Valid	284	275	290	190	1039	
N of Miss	11	7	8	5	31	

Table 114: In the past year, have you felt depressed or sad MOST days, even if you felt okay sometimes?


Response	6	8	10	12	Total	
NO!	34.8	54.2	30.6	37.4	39.2	
no	24.5	19.1	25.8	20.5	22.7	
yes	29.1	18.1	22.7	26.8	23.9	
YES!	11.7	8.7	21.0	15.3	14.1	
N of Valid	282	277	291	190	1040	
N of Miss	13	5	7	5	30	

Table 115: It is all right to beat up people if they start the fight.





Response	6	8	10	12	Total	
NO!	54.8	35.3	27.7	28.6	37.2	
no	19.9	24.8	25.3	19.6	22.7	
yes	13.5	20.9	22.9	29.6	21.1	
YES!	11.7	19.1	24.0	22.2	19.0	
N of Valid	281	278	292	189	1040	
N of Miss	14	4	6	6	30	

Table 116: I think it is okay to take something without asking if you can get away with it.





Response	6	8	10	12	Total	
NO!	83.3	76.7	60.1	55.5	70.0	
no	15.2	20.4	33.0	37.7	25.7	
yes	1.1	2.2	4.5	3.7	2.8	
YES!	0.4	0.7	2.4	3.1	1.5	
N of Valid	282	275	291	191	1039	
N of Miss	13	7	7	4	31	

Table 117: Where do you get the most information about living a drug and alcohol free life? Parents/guardians





Response	6	8	10	12	Total	
All the time	62.7	54.7	45.9	37.2	51.1	
Most	18.5	20.9	22.9	24.1	21.4	
Some	8.0	18.7	20.5	18.8	16.4	
Very little	10.9	5.8	10.6	19.9	11.1	
N of Valid	276	278	292	191	1037	
N of Miss	19	4	6	4	33	

Table 118: Where do you get the most information about living a drug and alcohol free life? Friends





Response	6	8	10	12	Total	
All the time	21.9	20.2	14.7	11.1	17.4	
Most	15.8	14.3	19.9	13.2	16.1	
Some	19.2	29.8	30.4	23.8	26.1	
Very little	43.0	35.7	35.0	51.9	40.4	
N of Valid	265	272	286	189	1012	
N of Miss	30	10	12	6	58	

Table 119: Where do you get the most information about living a drug and alcohol free life? Family members





Response	6	8	10	12	Total	
All the time	55.6	44.9	34.6	32.5	42.5	
Most	17.7	21.2	24.2	19.9	20.9	
Some	10.9	21.5	23.5	22.5	19.5	
Very little	15.8	12.4	17.6	25.1	17.2	
N of Valid	266	274	289	191	1020	
N of Miss	29	8	9	4	50	

Table 120: Where do you get the most information about living a drug and alcohol free life? School





Response	6	8	10	12	Total	
All the time	77.0	70.7	52.3	47.4	62.9	
Most	9.3	14.9	24.0	26.8	18.2	
Some	7.8	8.0	15.3	17.4	11.7	
Very little	5.9	6.5	8.4	8.4	7.2	
N of Valid	270	276	287	190	1023	
N of Miss	25	6	11	5	47	

Table 121: Where do you get the most information about living a drug and alcohol free life? Internet





Response	6	8	10	12	Total	
All the time	20.5	16.5	11.8	13.2	15.6	
Most	12.9	12.5	13.1	10.1	12.3	
Some	21.3	26.1	33.2	27.5	27.1	
Very little	45.2	44.9	41.9	49.2	44.9	
N of Valid	263	272	289	189	1013	
N of Miss	32	10	9	6	57	

Table 122: Where do you get the most information about living a drug and alcohol free life? TV





Response	6	8	10	12	Total	
All the time	25.2	22.3	15.6	13.2	19.4	
Most	15.0	15.7	15.2	10.1	14.3	
Some	23.3	28.8	33.6	29.6	28.9	
Very little	36.5	33.2	35.6	47.1	37.3	
N of Valid	266	274	289	189	1018	
N of Miss	29	8	9	6	52	

Table 123: Where do you get the most information about living a drug and alcohol free life? Social media





Response	6	8	10	12	Total	
All the time	18.3	14.9	11.8	13.2	14.6	
Most	9.1	12.3	12.8	9.0	11.0	
Some	22.4	21.9	26.6	24.9	24.0	
Very little	50.2	50.9	48.8	52.9	50.5	
N of Valid	263	269	289	189	1010	
N of Miss	32	13	9	6	60	

Table 124: How much do you think people risk harming themselves (physically or in other ways) if they: smoked one or more packs of cigarettes per day?





Response	6	8	10	12	Total	
No risk	10.5	5.1	7.3	9.6	8.0	
Slight risk	8.7	7.2	6.9	6.9	7.5	
Moderate risk	14.8	17.4	27.1	20.2	19.9	
Great risk	66.1	70.3	58.7	63.3	64.6	
N of Valid	277	276	288	188	1029	
N of Miss	18	6	10	7	41	

Table 125: How much do you think people risk harming themselves (physically or in other ways) if they: try marijuana once or twice?





Response	6	8	10	12	Total	
No risk	12.2	12.9	29.4	49.7	24.1	
Slight risk	19.4	24.0	32.9	18.7	24.3	
Moderate risk	23.0	26.2	18.5	12.3	20.6	
Great risk	45.3	36.9	19.2	19.3	31.0	
N of Valid	278	271	286	187	1022	
N of Miss	17	11	12	8	48	

Table 126: How much do you think people risk harming themselves (physically or in other ways) if they: smoke marijuana once or twice a week?





Response	6	8	10	12	Total	
No risk	10.6	9.5	22.0	35.3	18.0	
Slight risk	9.5	9.2	17.8	19.6	13.6	
Moderate risk	17.2	22.7	30.1	19.0	22.6	
Great risk	62.6	58.6	30.1	26.1	45.8	
N of Valid	273	273	286	184	1016	
N of Miss	22	9	12	11	54	

Table 127: How much do you think people risk harming themselves (physically or in other ways) if they: take one or two drinks of an alcoholic beverage (beer, wine, liquor) nearly every day?

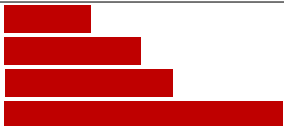
Response	6	8	10	12	Total	
No risk	11.7	9.8	9.4	17.6	11.6	
Slight risk	12.5	16.3	29.5	21.3	19.9	
Moderate risk	20.1	24.3	27.8	29.8	25.2	
Great risk	55.7	49.6	33.3	31.4	43.3	
N of Valid	273	276	288	188	1025	
N of Miss	22	6	10	7	45	

Table 128: How much do you think people risk harming themselves (physically or in other ways) if they: have five or more drinks of an alcoholic beverage once or twice a weekend?

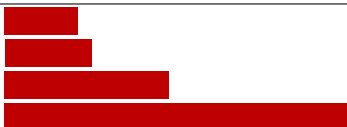
Response	6	8	10	12	Total	
No risk	10.2	5.9	8.1	16.0	9.5	
Slight risk	8.0	8.1	16.8	15.0	11.8	
Moderate risk	18.5	20.5	31.6	28.3	24.5	
Great risk	63.3	65.6	43.5	40.6	54.2	
N of Valid	275	273	285	187	1020	
N of Miss	20	9	13	8	50	

Table 129: How much do you think people risk harming themselves (physically or in other ways) if they: use prescription drugs that are not prescribed to them?


Response	6	8	10	12	Total	
No risk	9.2	4.4	5.7	7.0	6.5	
Slight risk	6.2	1.1	6.0	6.4	4.8	
Moderate risk	13.6	16.6	23.4	25.1	19.2	
Great risk	71.1	77.9	64.9	61.5	69.4	
N of Valid	273	271	282	187	1013	
N of Miss	22	11	16	8	57	

Table 130: How much do you think people risk harming themselves (physically or in other ways) if they: use non-prescription drugs to get high?

Response	6	8	10	12	Total	
No risk	9.5	4.4	6.7	7.5	7.0	
Slight risk	3.3	1.1	4.6	5.3	3.4	
Moderate risk	9.1	15.1	16.6	17.6	14.4	
Great risk	78.1	79.4	72.1	69.5	75.2	
N of Valid	274	272	283	187	1016	
N of Miss	21	10	15	8	54	

Table 131: How much do you think people risk harming themselves (physically or in other ways) if they: use e-cigarettes, e-cigars, or e-hookahs?

Response	6	8	10	12	Total	
No risk	15.8	10.3	21.2	29.6	18.4	
Slight risk	13.6	16.6	31.1	30.6	22.4	
Moderate risk	15.0	26.2	22.3	14.0	19.8	
Great risk	55.7	46.9	25.4	25.8	39.4	
N of Valid	273	271	283	186	1013	
N of Miss	22	11	15	9	57	

Table 132: Have you ever used smokeless tobacco (chew, snuff, plug, dipping tobacco, or chewing tobacco)?

Response	6	8	10	12	Total	
Never	97.1	90.9	78.0	76.2	86.3	
Once or Twice	1.8	6.9	8.4	9.2	6.3	
Once in a while but not regularly	0.7	1.1	3.5	3.8	2.1	
Regularly in the past	0.4	0.4	3.5	3.2	1.8	
Regularly now	0.0	0.7	6.6	7.6	3.4	
N of Valid	278	274	287	185	1024	
N of Miss	17	8	11	10	46	

Table 133: How often have you used smokeless tobacco during the past 30 days?


Response	6	8	10	12	Total	
Not at all	99.3	98.2	88.5	88.1	94.0	
Once or twice	0.4	0.7	3.5	3.2	1.9	
Once or twice per week	0.4	0.7	0.0	1.6	0.6	
Three to five times per week	0.0	0.0	1.4	0.0	0.4	
About once a day	0.0	0.0	1.4	0.5	0.5	
More than once a day	0.0	0.4	5.2	6.5	2.7	
N of Valid	280	275	287	185	1027	
N of Miss	15	7	11	10	43	

Table 134: Have you ever smoked cigarettes?


Response	6	8	10	12	Total	
Never	93.6	89.7	72.5	62.0	81.0	
Once or Twice	5.0	8.1	13.6	17.4	10.4	
Once in a while but not regularly	0.7	1.5	5.9	11.4	4.3	
Regularly in the past	0.4	0.4	4.2	4.9	2.2	
Regularly now	0.4	0.4	3.8	4.3	2.0	
N of Valid	281	273	287	184	1025	
N of Miss	14	9	11	11	45	

Table 135: How frequently have you smoked cigarettes during the past 30 days?


Response	6	8	10	12	Total	
Not at all	99.3	98.2	89.5	83.7	93.5	
Less than one cigarette per day	0.4	1.1	5.6	8.7	3.5	
One to five cigarettes per day	0.4	0.4	2.8	4.9	1.9	
About one-half pack per day	0.0	0.0	0.3	0.5	0.2	
About one pack per day	0.0	0.0	1.0	1.6	0.6	
About one and one-half packs per day	0.0	0.0	0.3	0.0	0.1	
Two packs or more per day	0.0	0.4	0.3	0.5	0.3	
N of Valid	281	272	286	184	1023	
N of Miss	14	10	12	11	47	

Table 136: Which statement best describes rules about smoking inside your home or your family cars?






Response	6	8	10	12	Total	
Smoking is not allowed anywhere inside your home or cars	61.5	70.0	61.8	68.3	65.1	
Smoking is allowed in some places and at some times or in some cars	17.3	7.8	17.2	12.6	13.9	
Smoking is allowed anywhere inside the home or cars	2.9	5.9	6.7	4.9	5.1	
There are no rules about smoking inside the home or cars	3.2	4.4	4.9	3.8	4.1	
I don't know	15.1	11.9	9.5	10.4	11.8	
N of Valid	278	270	285	183	1016	
N of Miss	17	12	13	12	54	

Table 137: Have you ever used e-cigarettes, e-cigars, or e-hookahs?






Response	6	8	10	12	Total	
Never	96.4	92.7	77.5	64.5	84.4	
Once or Twice	2.2	5.5	13.7	14.8	8.5	
Once in a while but not regularly	0.7	1.5	4.2	9.8	3.5	
Regularly in the past	0.7	0.4	2.8	3.3	1.7	
Regularly now	0.0	0.0	1.8	7.7	1.9	
N of Valid	278	273	285	183	1019	
N of Miss	17	9	13	12	51	

Table 138: How frequently have you used e-cigarettes, e-cigars, or e-hookahs?

Response	6	8	10	12	Total	
Not at all	99.3	97.4	88.1	80.1	92.2	
Less than 10 puffs per day	0.7	2.2	8.4	10.5	5.0	
10 to 50 puffs per day	0.0	0.4	1.4	4.4	1.3	
About one-half cartomiser per day	0.0	0.0	0.4	1.1	0.3	
About one cartomiser per day	0.0	0.0	0.4	1.1	0.3	
About one and one-half cartomisers per day	0.0	0.0	0.7	1.1	0.4	
Two cartomisers or more per day	0.0	0.0	0.7	1.7	0.5	
N of Valid	273	272	285	181	1011	
N of Miss	22	10	13	14	59	

Table 139: During this school year, were you taught in any of your classes about the dangers of tobacco use?

Response	6	8	10	12	Total	
Never	17.5	9.2	11.0	26.4	15.1	
Rarely	10.4	8.9	16.4	14.3	12.4	
Sometimes	20.1	24.4	37.0	33.0	28.3	
Often	27.2	31.4	24.9	15.9	25.6	
Almost always	24.6	26.2	10.7	10.4	18.6	
N of Valid	268	271	281	182	1002	
N of Miss	27	11	17	13	68	

Table 140: During the past 12 months, have you participated in any community activities to discourage people your age from using cigarettes, chewing tobacco, snuff, dip or cigars, e-cigarettes, e-cigars, or e-hookahs?

Response	6	8	10	12	Total	
Never	61.5	48.9	56.2	69.4	58.0	
Rarely	13.7	22.8	16.4	10.9	16.4	
Sometimes	11.8	12.5	14.9	12.6	13.0	
Often	8.4	10.7	8.9	4.4	8.4	
Almost always	4.6	5.1	3.6	2.7	4.1	
N of Valid	262	272	281	183	998	
N of Miss	33	10	17	12	72	

Table 141: Think back over the last two weeks. How many times have you had five or more alcoholic drinks in a row?







Response	6	8	10	12	Total	
None	99.3	97.4	85.9	74.9	90.6	
Once	0.7	1.1	4.9	12.0	4.1	
Twice	0.0	0.7	4.9	3.8	2.3	
3-5 times	0.0	0.0	2.5	4.4	1.5	
6-9 times	0.0	0.4	0.7	1.6	0.6	
10 or more times	0.0	0.4	1.1	3.3	1.0	
N of Valid	270	274	283	183	1010	
N of Miss	25	8	15	12	60	

Table 142: During the past 30 days, how many times did you ride in a car or other vehicle driven by someone who had been drinking alcohol or using drugs to get high?






Response	6	8	10	12	Total	
0 times	90.8	91.2	87.2	83.1	88.5	
1 time	5.9	5.1	5.0	4.4	5.2	
2 or 3 times	1.1	2.2	3.9	4.9	2.9	
4 or 5 times	0.4	0.7	1.4	1.6	1.0	
6 or more times	1.8	0.7	2.5	6.0	2.5	
N of Valid	271	272	282	183	1008	
N of Miss	24	10	16	12	62	

Table 143: During the past 30 days, how many times did you drive a car or other vehicle when you had been drinking alcohol or using drugs to get high?







Response	6	8	10	12	Total	
I did not drive a car in the past 30 days	57.2	62.3	45.0	18.9	48.0	
0 times	42.4	36.6	52.4	71.7	49.1	
1 time	0.0	0.4	0.7	5.0	1.2	
2 or 3 times	0.4	0.4	0.7	1.7	0.7	
4 or 5 times	0.0	0.0	0.4	1.1	0.3	
6 or more times	0.0	0.4	0.7	1.7	0.6	
N of Valid	250	265	271	180	966	
N of Miss	45	17	27	15	104	

Table 144: If you drank alcohol (not just a sip or taste) in the past year, how did you usually get it?













Response	6	8	10	12	Total	
I did not drink alcohol in the past year	95.5	91.0	73.4	53.1	80.5	
I bought it myself with a fake ID	0.0	0.0	0.0	0.6	0.1	
I bought it myself without a fake ID	0.0	0.0	0.0	0.6	0.1	
I got it from someone I know age 21 or older	0.0	1.9	10.8	15.3	6.3	
I got it from someone I know under age 21	0.0	0.8	4.3	11.3	3.4	
I got it from my brother or sister	0.4	0.0	0.7	2.8	0.8	
I got it from home with my parents' permission	0.7	2.3	3.2	5.6	2.7	
I got it from home without my parents' permission	0.0	1.1	2.5	1.1	1.2	
I got it from another relative	1.1	0.4	0.0	1.1	0.6	
A stranger bought it for me	0.0	0.0	0.4	1.1	0.3	
I took it from a store or shop	0.0	0.4	0.0	0.0	0.1	
Other	2.2	2.3	4.7	7.3	3.8	
N of Valid	269	266	278	177	990	
N of Miss	26	16	20	18	80	

Table 145: If you drank alcohol (not just a sip or taste) in the past year, where did you usually drink it?











Response	6	8	10	12	Total	
I did not drink alcohol in the past year	96.6	91.0	73.7	52.9	81.0	
At my home	0.7	4.1	9.7	14.4	6.6	
At someone else's home	1.9	2.2	12.9	25.9	9.3	
At an open area like a park, beach, field, back road, woods, or a street corner	0.4	1.9	2.2	5.2	2.1	
At a sporting event or concert	0.0	0.0	0.7	0.6	0.3	
At a restaurant, bar, or a nightclub	0.0	0.0	0.4	0.0	0.1	
At an empty building or a construction site	0.4	0.0	0.0	0.0	0.1	
At a hotel/motel	0.0	0.0	0.0	0.6	0.1	
An a car	0.0	0.4	0.0	0.6	0.2	
At school	0.0	0.4	0.4	0.0	0.2	
N of Valid	267	268	278	174	987	
N of Miss	28	14	20	21	83	

Table 146: How do you feel about someone your age having one or two drinks of an alcoholic beverage nearly every day?





Response	6	8	10	12	Total	
Neither approve nor disapprove	16.6	20.3	30.1	42.7	26.2	
Somewhat disapprove	4.2	12.0	19.7	25.3	14.6	
Strongly disapprove	66.4	57.5	41.2	28.1	49.9	
Don't know or can't say	12.7	10.2	9.0	3.9	9.4	
N of Valid	259	266	279	178	982	
N of Miss	36	16	19	17	88	

Table 147: On how many occasions have you had alcoholic beverages (beer, wine or hard liquor) to drink in your lifetime - more than just a few sips?








Response	6	8	10	12	Total	
0	91.7	83.1	62.8	40.9	72.2	
1-2	5.4	9.6	11.9	14.4	10.0	
3-5	1.4	3.3	9.1	7.7	5.2	
6-9	0.7	1.8	5.6	11.0	4.2	
10-19	0.7	1.1	3.2	8.3	2.9	
20-39	0.0	0.7	3.9	7.2	2.6	
40	0.0	0.4	3.5	10.5	3.0	
N of Valid	277	272	285	181	1015	
N of Miss	18	10	13	14	55	

Table 148: On how many occasions have you drunk one of more drinks of an alcoholic beverage during the past 30 days?








Response	6	8	10	12	Total	
0	100.0	97.8	85.6	65.4	89.1	
1-2	0.0	1.8	7.7	19.8	6.2	
3-5	0.0	0.0	3.5	8.2	2.5	
6-9	0.0	0.4	1.4	2.2	0.9	
10-19	0.0	0.0	1.4	2.2	0.8	
20-39	0.0	0.0	0.0	0.5	0.1	
40	0.0	0.0	0.4	1.6	0.4	
N of Valid	274	271	285	182	1012	
N of Miss	21	11	13	13	58	

Table 149: On how many occasions have you used marijuana (grass, pot) or hashish (hash, hash oil) in your lifetime?


Response	6	8	10	12	Total	
0	99.3	96.3	82.7	63.3	87.4	
1-2	0.4	1.8	4.9	10.6	3.9	
3-5	0.0	0.0	2.1	2.2	1.0	
6-9	0.0	1.1	2.5	5.6	2.0	
10-19	0.0	0.4	1.8	8.9	2.2	
20-39	0.4	0.0	0.4	3.3	0.8	
40	0.0	0.4	5.6	6.1	2.8	
N of Valid	272	271	284	180	1007	
N of Miss	23	11	14	15	63	

Table 150: On how many occasions have you used marijuana (grass, pot) or hashish (hash, hash oil) during the past 30 days?


Response	6	8	10	12	Total	
0	100.0	99.6	91.2	81.8	94.1	
1-2	0.0	0.4	4.2	7.7	2.7	
3-5	0.0	0.0	1.1	3.9	1.0	
6-9	0.0	0.0	0.4	1.7	0.4	
10-19	0.0	0.0	0.7	0.6	0.3	
20-39	0.0	0.0	0.7	2.2	0.6	
40	0.0	0.0	1.8	2.2	0.9	
N of Valid	274	270	283	181	1008	
N of Miss	21	12	15	14	62	

Table 151: On how many occasions have you used LSD or other psychedelics in your lifetime?


Response	6	8	10	12	Total	
0	99.3	99.3	97.5	94.5	97.9	
1-2	0.7	0.0	1.8	3.9	1.4	
3-5	0.0	0.7	0.0	1.7	0.5	
6-9	0.0	0.0	0.4	0.0	0.1	
10-19	0.0	0.0	0.0	0.0	0.0	
20-39	0.0	0.0	0.4	0.0	0.1	
40	0.0	0.0	0.0	0.0	0.0	
N of Valid	273	268	285	181	1007	
N of Miss	22	14	13	14	63	

Table 152: On how many occasions have you used LSD or other psychedelics during the past 30 days?

Response	6	8	10	12	Total	
0	100.0	99.6	99.6	96.2	99.1	
1-2	0.0	0.0	0.0	3.3	0.6	
3-5	0.0	0.4	0.4	0.5	0.3	
6-9	0.0	0.0	0.0	0.0	0.0	
10-19	0.0	0.0	0.0	0.0	0.0	
20-39	0.0	0.0	0.0	0.0	0.0	
40	0.0	0.0	0.0	0.0	0.0	
N of Valid	273	268	284	182	1007	
N of Miss	22	14	14	13	63	

Table 153: On how many occasions have you used cocaine or crack in your lifetime?

Response	6	8	10	12	Total	
0	99.6	99.3	98.2	97.8	98.8	
1-2	0.4	0.4	1.4	1.1	0.8	
3-5	0.0	0.4	0.0	0.5	0.2	
6-9	0.0	0.0	0.0	0.0	0.0	
10-19	0.0	0.0	0.0	0.5	0.1	
20-39	0.0	0.0	0.0	0.0	0.0	
40	0.0	0.0	0.4	0.0	0.1	
N of Valid	271	269	284	182	1006	
N of Miss	24	13	14	13	64	

Table 154: On how many occasions have you used cocaine or crack during the past 30 days?

Response	6	8	10	12	Total	
0	100.0	99.6	100.0	98.3	99.6	
1-2	0.0	0.0	0.0	1.1	0.2	
3-5	0.0	0.4	0.0	0.6	0.2	
6-9	0.0	0.0	0.0	0.0	0.0	
10-19	0.0	0.0	0.0	0.0	0.0	
20-39	0.0	0.0	0.0	0.0	0.0	
40	0.0	0.0	0.0	0.0	0.0	
N of Valid	271	268	285	180	1004	
N of Miss	24	14	13	15	66	

Table 155: On how many occasions have you sniffed glue, breathed the contents of an aerosol spray can, or inhaled other gases or sprays, in order to get high in your lifetime?


Response	6	8	10	12	Total	
0	98.5	97.8	93.7	93.4	96.0	
1-2	1.1	1.1	4.6	3.9	2.6	
3-5	0.0	1.1	1.1	2.2	1.0	
6-9	0.4	0.0	0.0	0.0	0.1	
10-19	0.0	0.0	0.7	0.6	0.3	
20-39	0.0	0.0	0.0	0.0	0.0	
40	0.0	0.0	0.0	0.0	0.0	
N of Valid	272	269	285	181	1007	
N of Miss	23	13	13	14	63	

Table 156: On how many occasions have you sniffed glue, breathed the contents of an aerosol spray can, or inhaled other gases or sprays, in order to get high during the past 30 days?


Response	6	8	10	12	Total	
0	100.0	99.3	98.6	98.9	99.2	
1-2	0.0	0.7	1.1	1.1	0.7	
3-5	0.0	0.0	0.0	0.0	0.0	
6-9	0.0	0.0	0.0	0.0	0.0	
10-19	0.0	0.0	0.4	0.0	0.1	
20-39	0.0	0.0	0.0	0.0	0.0	
40	0.0	0.0	0.0	0.0	0.0	
N of Valid	272	268	285	181	1006	
N of Miss	23	14	13	14	64	

Table 157: On how many occasions have you used Daztrex in your lifetime?


Response	6	8	10	12	Total	
0	100.0	100.0	100.0	100.0	100.0	
1-2	0.0	0.0	0.0	0.0	0.0	
3-5	0.0	0.0	0.0	0.0	0.0	
6-9	0.0	0.0	0.0	0.0	0.0	
10-19	0.0	0.0	0.0	0.0	0.0	
20-39	0.0	0.0	0.0	0.0	0.0	
40	0.0	0.0	0.0	0.0	0.0	
N of Valid	263	267	284	181	995	
N of Miss	32	15	14	14	75	

Table 158: On how many occasions have you used Daztrex during the past 30 days?


Response	6	8	10	12	Total	
0	100.0	100.0	100.0	100.0	100.0	
1-2	0.0	0.0	0.0	0.0	0.0	
3-5	0.0	0.0	0.0	0.0	0.0	
6-9	0.0	0.0	0.0	0.0	0.0	
10-19	0.0	0.0	0.0	0.0	0.0	
20-39	0.0	0.0	0.0	0.0	0.0	
40	0.0	0.0	0.0	0.0	0.0	
N of Valid	263	266	284	180	993	
N of Miss	32	16	14	15	77	

Table 159: On how many occasions have you used synthetic marijuana (K2, spice) in your lifetime?





Response	6	8	10	12	Total	
0	99.3	99.6	97.2	93.9	97.8	
1-2	0.7	0.0	2.1	5.6	1.8	
3-5	0.0	0.0	0.0	0.0	0.0	
6-9	0.0	0.4	0.4	0.6	0.3	
10-19	0.0	0.0	0.0	0.0	0.0	
20-39	0.0	0.0	0.0	0.0	0.0	
40	0.0	0.0	0.4	0.0	0.1	
N of Valid	271	269	283	180	1003	
N of Miss	24	13	15	15	67	

Table 160: On how many occasions have you used synthetic marijuana (K2, spice) during the past 30 days?




Response	6	8	10	12	Total	
0	99.6	100.0	98.9	98.9	99.4	
1-2	0.4	0.0	1.1	0.6	0.5	
3-5	0.0	0.0	0.0	0.0	0.0	
6-9	0.0	0.0	0.0	0.6	0.1	
10-19	0.0	0.0	0.0	0.0	0.0	
20-39	0.0	0.0	0.0	0.0	0.0	
40	0.0	0.0	0.0	0.0	0.0	
N of Valid	269	268	285	180	1002	
N of Miss	26	14	13	15	68	

Table 161: On how many occasions have you used methamphetamines (meth, speed, crank, crystal meth) in your lifetime?






Response	6	8	10	12	Total	
0	99.6	99.6	98.9	97.8	99.1	
1-2	0.4	0.4	0.7	1.1	0.6	
3-5	0.0	0.0	0.0	0.6	0.1	
6-9	0.0	0.0	0.4	0.0	0.1	
10-19	0.0	0.0	0.0	0.0	0.0	
20-39	0.0	0.0	0.0	0.6	0.1	
40	0.0	0.0	0.0	0.0	0.0	
N of Valid	267	268	284	180	999	
N of Miss	28	14	14	15	71	

Table 162: On how many occasions have you used methamphetamines (meth, speed, crank, crystal meth) in the past 30 days?


Response	6	8	10	12	Total	
0	100.0	100.0	100.0	100.0	100.0	
1-2	0.0	0.0	0.0	0.0	0.0	
3-5	0.0	0.0	0.0	0.0	0.0	
6-9	0.0	0.0	0.0	0.0	0.0	
10-19	0.0	0.0	0.0	0.0	0.0	
20-39	0.0	0.0	0.0	0.0	0.0	
40	0.0	0.0	0.0	0.0	0.0	
N of Valid	267	267	284	180	998	
N of Miss	28	15	14	15	72	

Table 163: On how many occasions have you used other chemical products (bath salts, plant food, etc.) in your lifetime?





Response	6	8	10	12	Total	
0	97.4	99.6	100.0	98.9	99.0	
1-2	1.9	0.4	0.0	1.1	0.8	
3-5	0.0	0.0	0.0	0.0	0.0	
6-9	0.0	0.0	0.0	0.0	0.0	
10-19	0.4	0.0	0.0	0.0	0.1	
20-39	0.0	0.0	0.0	0.0	0.0	
40	0.4	0.0	0.0	0.0	0.1	
N of Valid	267	266	284	180	997	
N of Miss	28	16	14	15	73	

Table 164: On how many occasions have you used other chemical products (bath salts, plant food, etc.) during the past 30 days?




Response	6	8	10	12	Total	
0	98.5	100.0	100.0	99.4	99.5	
1-2	1.1	0.0	0.0	0.6	0.4	
3-5	0.0	0.0	0.0	0.0	0.0	
6-9	0.0	0.0	0.0	0.0	0.0	
10-19	0.0	0.0	0.0	0.0	0.0	
20-39	0.0	0.0	0.0	0.0	0.0	
40	0.4	0.0	0.0	0.0	0.1	
N of Valid	266	268	285	180	999	
N of Miss	29	14	13	15	71	

Table 165: On how many occasions have you used heroin or other opiates in your lifetime?






Response	6	8	10	12	Total	
0	100.0	100.0	98.2	98.3	99.2	
1-2	0.0	0.0	0.7	1.1	0.4	
3-5	0.0	0.0	0.0	0.6	0.1	
6-9	0.0	0.0	0.4	0.0	0.1	
10-19	0.0	0.0	0.0	0.0	0.0	
20-39	0.0	0.0	0.0	0.0	0.0	
40	0.0	0.0	0.7	0.0	0.2	
N of Valid	264	270	285	180	999	
N of Miss	31	12	13	15	71	

Table 166: On how many occasions have you used heroin or other opiates during the past 30 days?



Response	6	8	10	12	Total	
0	100.0	100.0	100.0	99.4	99.9	
1-2	0.0	0.0	0.0	0.0	0.0	
3-5	0.0	0.0	0.0	0.6	0.1	
6-9	0.0	0.0	0.0	0.0	0.0	
10-19	0.0	0.0	0.0	0.0	0.0	
20-39	0.0	0.0	0.0	0.0	0.0	
40	0.0	0.0	0.0	0.0	0.0	
N of Valid	263	269	285	179	996	
N of Miss	32	13	13	16	74	

Table 167: On how many occasions have you used MDMA ('X', 'E', or ecstasy) in your lifetime?






Response	6	8	10	12	Total	
0	100.0	99.6	99.3	96.7	99.1	
1-2	0.0	0.4	0.4	1.7	0.5	
3-5	0.0	0.0	0.0	1.1	0.2	
6-9	0.0	0.0	0.0	0.6	0.1	
10-19	0.0	0.0	0.4	0.0	0.1	
20-39	0.0	0.0	0.0	0.0	0.0	
40	0.0	0.0	0.0	0.0	0.0	
N of Valid	261	268	285	180	994	
N of Miss	34	14	13	15	76	

Table 168: On how many occasions have you used MDMA ('X', 'E', or ecstasy) during the past 30 days?




Response	6	8	10	12	Total	
0	100.0	100.0	100.0	97.8	99.6	
1-2	0.0	0.0	0.0	1.7	0.3	
3-5	0.0	0.0	0.0	0.0	0.0	
6-9	0.0	0.0	0.0	0.6	0.1	
10-19	0.0	0.0	0.0	0.0	0.0	
20-39	0.0	0.0	0.0	0.0	0.0	
40	0.0	0.0	0.0	0.0	0.0	
N of Valid	261	269	285	180	995	
N of Miss	34	13	13	15	75	

Table 169: On how many occasions have you taken prescription drugs (such as Valium, Xanax, Ritalin, Adderall, OxyContin, Darvocet, or sleeping pills) not prescribed to you in your lifetime?








Response	6	8	10	12	Total	
0	95.9	97.8	91.2	86.1	93.3	
1-2	2.2	1.5	4.2	4.4	3.0	
3-5	0.7	0.0	1.1	2.2	0.9	
6-9	0.0	0.4	1.8	1.1	0.8	
10-19	0.0	0.0	0.4	1.1	0.3	
20-39	0.0	0.0	0.0	1.7	0.3	
40	1.1	0.4	1.4	3.3	1.4	
N of Valid	267	267	283	180	997	
N of Miss	28	15	15	15	73	

Table 170: On how many occasions have you taken prescription drugs (such as Valium, Xanax, Ritalin, Adderall, OxyContin, Darvocet, or sleeping pills) not prescribed to you during the past 30 days?








Response	6	8	10	12	Total	
0	97.7	98.9	97.2	89.9	96.5	
1-2	0.8	0.8	2.1	6.1	2.1	
3-5	0.0	0.0	0.7	0.6	0.3	
6-9	0.0	0.0	0.0	0.6	0.1	
10-19	0.8	0.0	0.0	0.6	0.3	
20-39	0.8	0.0	0.0	1.7	0.5	
40	0.0	0.4	0.0	0.6	0.2	
N of Valid	266	266	281	179	992	
N of Miss	29	16	17	16	78	

Table 171: On how many occasions have you taken non-prescription medicines such as diet pills (for example, Dietac, Dexatrim or Prolamine), stay-awake pills (for example No-Doz, Vivarin, or Wake), or cough or cold medicines (robos, DXM, etc.) to get high in your lifetime?








Response	6	8	10	12	Total	
0	99.2	98.5	97.9	95.0	97.9	
1-2	0.4	0.4	1.4	1.1	0.8	
3-5	0.0	0.4	0.4	2.2	0.6	
6-9	0.0	0.0	0.0	0.6	0.1	
10-19	0.0	0.4	0.0	0.6	0.2	
20-39	0.0	0.4	0.4	0.0	0.2	
40	0.4	0.0	0.0	0.6	0.2	
N of Valid	263	268	284	179	994	
N of Miss	32	14	14	16	76	

Table 172: On how many occasions have you taken non-prescription medicines such as diet pills (for example, Dietac, Dexatrim or Prolamine), stay-awake pills (for example No-Doz, Vivarin, or Wake), or cough or cold medicines (robos, DXM, etc.) to get high during the past 30 days?






Response	6	8	10	12	Total	
0	99.6	99.3	99.3	97.8	99.1	
1-2	0.0	0.7	0.4	1.1	0.5	
3-5	0.0	0.0	0.4	0.6	0.2	
6-9	0.0	0.0	0.0	0.0	0.0	
10-19	0.0	0.0	0.0	0.6	0.1	
20-39	0.4	0.0	0.0	0.0	0.1	
40	0.0	0.0	0.0	0.0	0.0	
N of Valid	266	267	285	178	996	
N of Miss	29	15	13	17	74	

Table 173: On how many occasions have you been drunk or very high from drinking alcoholic beverages during the past 30 days?








Response	6	8	10	12	Total	
0	99.6	98.5	89.4	81.9	93.2	
1-2	0.0	1.1	5.7	10.2	3.7	
3-5	0.0	0.0	3.2	2.3	1.3	
6-9	0.4	0.0	0.0	2.3	0.5	
10-19	0.0	0.0	0.7	1.1	0.4	
20-39	0.0	0.0	0.7	1.7	0.5	
40	0.0	0.4	0.4	0.6	0.3	
N of Valid	265	266	283	177	991	
N of Miss	30	16	15	18	79	

Table 174: On how many occasions have you drunk flavored alcoholic beverages, sometimes called 'alcopops' (like Mike's Hard Lemonade, Smirnoff Ice, Bacardi Breezers, etc.) in your lifetime?








Response	6	8	10	12	Total	
0	97.3	90.3	78.1	63.3	83.9	
1-2	1.5	6.7	9.2	7.3	6.1	
3-5	0.0	1.1	3.9	5.6	2.4	
6-9	0.8	0.7	2.1	6.2	2.1	
10-19	0.4	0.4	2.5	7.3	2.2	
20-39	0.0	0.4	1.4	5.6	1.5	
40	0.0	0.4	2.8	4.5	1.7	
N of Valid	264	268	283	177	992	
N of Miss	31	14	15	18	78	

Table 175: On how many occasions have you drunk flavored alcoholic beverages, sometimes called 'alcopops' (like Mike's Hard Lemonade, Smirnoff Ice, Bacardi Breezers, etc.) during the past 30 days?








Response	6	8	10	12	Total	
0	98.9	97.0	90.9	77.1	92.2	
1-2	0.8	1.9	6.0	13.4	4.8	
3-5	0.4	0.7	1.8	3.9	1.5	
6-9	0.0	0.0	0.0	3.4	0.6	
10-19	0.0	0.4	1.1	0.6	0.5	
20-39	0.0	0.0	0.4	0.6	0.2	
40	0.0	0.0	0.0	1.1	0.2	
N of Valid	262	269	285	179	995	
N of Miss	33	13	13	16	75	

Table 176: If you used prescription drugs or over the counter drugs without a doctor telling you to use it or for the purpose of getting high, where did you get these drugs? - Did not use



Response	6	8	10	12	Total	
No	13.2	8.2	13.8	19.5	13.2	
Yes	86.8	91.8	86.2	80.5	86.8	
N of Valid	295	282	298	195	1070	
N of Miss	0	0	0	0	0	

Table 177: If you used prescription drugs or over the counter drugs without a doctor telling you to use it or for the purpose of getting high, where did you get these drugs? - Bought or took from store or shop



Response	6	8	10	12	Total	
No	99.7	100.0	99.3	98.5	99.4	
Yes	0.3	0.0	0.7	1.5	0.6	
N of Valid	295	282	298	195	1070	
N of Miss	0	0	0	0	0	

Table 178: If you used prescription drugs or over the counter drugs without a doctor telling you to use it or for the purpose of getting high, where did you get these drugs? -
Got from parents with permission



Response	6	8	10	12	Total	
No	98.3	98.9	98.7	97.9	98.5	
Yes	1.7	1.1	1.3	2.1	1.5	
N of Valid	295	282	298	195	1070	
N of Miss	0	0	0	0	0	

Table 179: If you used prescription drugs or over the counter drugs without a doctor telling you to use it or for the purpose of getting high, where did you get these drugs? -
Got from home without permission



Response	6	8	10	12	Total	
No	99.7	100.0	98.7	99.5	99.4	
Yes	0.3	0.0	1.3	0.5	0.6	
N of Valid	295	282	298	195	1070	
N of Miss	0	0	0	0	0	

Table 180: If you used prescription drugs or over the counter drugs without a doctor telling you to use it or for the purpose of getting high, where did you get these drugs? -
Got from relative with permission



Response	6	8	10	12	Total	
No	99.7	99.6	99.0	99.5	99.4	
Yes	0.3	0.4	1.0	0.5	0.6	
N of Valid	295	282	298	195	1070	
N of Miss	0	0	0	0	0	

Table 181: If you used prescription drugs or over the counter drugs without a doctor telling you to use it or for the purpose of getting high, where did you get these drugs? -
Got from relative without permission



Response	6	8	10	12	Total	
No	99.7	100.0	99.0	100.0	99.6	
Yes	0.3	0.0	1.0	0.0	0.4	
N of Valid	295	282	298	195	1070	
N of Miss	0	0	0	0	0	

Table 182: If you used prescription drugs or over the counter drugs without a doctor telling you to use it or for the purpose of getting high, where did you get these drugs? -
Got from friend's home with permission



Response	6	8	10	12	Total	
No	99.7	99.6	99.3	99.5	99.5	
Yes	0.3	0.4	0.7	0.5	0.5	
N of Valid	295	282	298	195	1070	
N of Miss	0	0	0	0	0	

Table 183: If you used prescription drugs or over the counter drugs without a doctor telling you to use it or for the purpose of getting high, where did you get these drugs? -
Got from friend's home without permission



Response	6	8	10	12	Total	
No	99.7	100.0	100.0	99.0	99.7	
Yes	0.3	0.0	0.0	1.0	0.3	
N of Valid	295	282	298	195	1070	
N of Miss	0	0	0	0	0	

Table 184: If you used prescription drugs or over the counter drugs without a doctor telling you to use it or for the purpose of getting high, where did you get these drugs? -
Got from friend at school



Response	6	8	10	12	Total	
No	99.7	99.6	99.3	97.9	99.3	
Yes	0.3	0.4	0.7	2.1	0.7	
N of Valid	295	282	298	195	1070	
N of Miss	0	0	0	0	0	

Table 185: If you used prescription drugs or over the counter drugs without a doctor telling you to use it or for the purpose of getting high, where did you get these drugs? -
Got from friend at party



Response	6	8	10	12	Total	
No	100.0	100.0	99.0	99.5	99.6	
Yes	0.0	0.0	1.0	0.5	0.4	
N of Valid	295	282	298	195	1070	
N of Miss	0	0	0	0	0	

Table 186: If you used prescription drugs or over the counter drugs without a doctor telling you to use it or for the purpose of getting high, where did you get these drugs? -
Got from friend, elsewhere



Response	6	8	10	12	Total	
No	100.0	99.3	99.3	94.4	98.6	
Yes	0.0	0.7	0.7	5.6	1.4	
N of Valid	295	282	298	195	1070	
N of Miss	0	0	0	0	0	

Table 187: If you used prescription drugs or over the counter drugs without a doctor telling you to use it or for the purpose of getting high, where did you get these drugs? -
Got from internet sale



Response	6	8	10	12	Total	
No	100.0	99.6	99.7	99.5	99.7	
Yes	0.0	0.4	0.3	0.5	0.3	
N of Valid	295	282	298	195	1070	
N of Miss	0	0	0	0	0	

Table 188: During the last month, about how many marijuana cigarettes, or the equivalent, did you smoke a day, on the average?








Response	6	8	10	12	Total	
None	99.2	99.3	90.7	83.3	94.0	
Less than 1 a day	0.4	0.7	3.6	8.6	2.8	
1 a day	0.4	0.0	2.2	1.1	0.9	
2-3 a day	0.0	0.0	2.2	2.3	1.0	
4-6 a day	0.0	0.0	0.4	1.7	0.4	
7-10 a day	0.0	0.0	0.4	1.1	0.3	
11 or more a day	0.0	0.0	0.7	1.7	0.5	
N of Valid	264	267	279	174	984	
N of Miss	31	15	19	21	86	

Table 189: How wrong do your friends feel it would be for YOU to: have one or two drinks of an alcoholic beverage nearly every day?

Response	6	8	10	12	Total	
Very wrong	87.6	71.2	47.5	34.9	62.4	
Wrong	9.4	16.3	20.0	21.7	16.4	
A little bit wrong	1.5	8.7	19.6	25.1	12.8	
Not at all wrong	1.5	3.8	12.9	18.3	8.3	
N of Valid	266	264	280	175	985	
N of Miss	29	18	18	20	85	

Table 190: How wrong do your friends feel it would be for YOU to: smoke tobacco?

Response	6	8	10	12	Total	
Very wrong	91.6	79.0	49.5	42.5	67.5	
Wrong	6.9	11.8	23.8	19.5	15.3	
A little bit wrong	0.8	5.7	14.8	14.4	8.5	
Not at all wrong	0.8	3.4	11.9	23.6	8.7	
N of Valid	261	262	277	174	974	
N of Miss	34	20	21	21	96	

Table 191: How wrong do your friends feel it would be for YOU to: smoke marijuana?

Response	6	8	10	12	Total	
Very wrong	93.1	79.5	52.2	40.2	68.3	
Wrong	5.0	9.5	17.3	16.7	11.8	
A little bit wrong	0.8	5.7	13.7	17.8	8.8	
Not at all wrong	1.1	5.3	16.9	25.3	11.1	
N of Valid	261	263	278	174	976	
N of Miss	34	19	20	21	94	

Table 192: How wrong do your friends feel it would be for YOU to: use prescription drugs not prescribed to you?

Response	6	8	10	12	Total	
Very wrong	90.0	87.5	69.1	62.6	78.5	
Wrong	8.4	7.9	18.3	19.5	13.1	
A little bit wrong	0.8	2.6	7.6	11.5	5.1	
Not at all wrong	0.8	1.9	5.0	6.3	3.3	
N of Valid	261	265	278	174	978	
N of Miss	34	17	20	21	92	

Table 193: How wrong would most adults (over 21) in your neighborhood think it is for kids your age: to use marijuana?

Response	6	8	10	12	Total	
Very wrong	93.0	86.0	63.1	61.3	76.9	
Wrong	5.0	7.2	20.4	16.8	12.1	
A little bit wrong	0.4	4.2	10.8	15.0	7.0	
Not at all wrong	1.6	2.7	5.7	6.9	4.0	
N of Valid	258	264	279	173	974	
N of Miss	37	18	19	22	96	

Table 194: How wrong would most adults (over 21) in your neighborhood think it is for kids your age: to drink alcohol?

Response	6	8	10	12	Total	
Very wrong	87.9	78.5	56.1	45.4	68.7	
Wrong	7.0	13.4	22.7	24.1	16.3	
A little bit wrong	3.1	5.4	14.4	23.0	10.5	
Not at all wrong	1.9	2.7	6.8	7.5	4.5	
N of Valid	257	261	278	174	970	
N of Miss	38	21	20	21	100	

Table 195: How wrong would most adults (over 21) in your neighborhood think it is for kids your age: to smoke cigarettes?





Response	6	8	10	12	Total	
Very wrong	87.5	82.4	59.4	53.4	72.0	
Wrong	7.8	10.3	21.2	24.1	15.2	
A little bit wrong	3.1	5.0	12.9	12.6	8.1	
Not at all wrong	1.6	2.3	6.5	9.8	4.6	
N of Valid	257	262	278	174	971	
N of Miss	38	20	20	21	99	

Table 196: How much do each of the following statements describe your neighborhood? crime and/or drug selling





Response	6	8	10	12	Total	
NO!	92.3	81.2	67.1	67.1	77.4	
no	3.3	13.5	24.9	22.5	15.8	
yes	2.8	5.0	6.1	5.8	4.9	
YES!	1.6	0.4	1.8	4.6	1.9	
N of Valid	246	260	277	173	956	
N of Miss	49	22	21	22	114	

Table 197: How much do each of the following statements describe your neighborhood? fights





Response	6	8	10	12	Total	
NO!	74.0	76.2	67.6	67.6	71.6	
no	15.4	16.9	22.5	23.1	19.3	
yes	5.3	4.6	8.7	6.4	6.3	
YES!	5.3	2.3	1.1	2.9	2.8	
N of Valid	246	260	275	173	954	
N of Miss	49	22	23	22	116	

Table 198: How much do each of the following statements describe your neighborhood? lots of empty or abandoned buildings


Response	6	8	10	12	Total	
NO!	78.3	77.7	64.5	65.1	71.7	
no	15.6	16.9	27.2	22.1	20.5	
yes	4.9	3.5	7.6	9.3	6.1	
YES!	1.2	1.9	0.7	3.5	1.7	
N of Valid	244	260	276	172	952	
N of Miss	51	22	22	23	118	

Table 199: How much do each of the following statements describe your neighborhood? lots of graffiti


Response	6	8	10	12	Total	
NO!	88.2	88.2	77.9	79.1	83.6	
no	9.3	11.5	20.6	20.3	15.2	
yes	0.8	0.0	1.1	0.6	0.6	
YES!	1.7	0.4	0.4	0.0	0.6	
N of Valid	237	262	272	172	943	
N of Miss	58	20	26	23	127	

Table 200: I feel safe in my neighborhood.

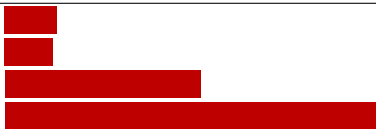
Response	6	8	10	12	Total	
NO!	8.0	3.4	4.7	9.4	6.1	
no	4.4	2.7	7.9	6.5	5.3	
yes	26.1	28.6	33.6	30.6	29.7	
YES!	61.4	65.3	53.8	53.5	58.9	
N of Valid	249	262	277	170	958	
N of Miss	46	20	21	25	112	

Table 201: If a kid smoked marijuana in your neighborhood would he or she be caught by the police?





Response	6	8	10	12	Total	
NO!	13.2	12.7	24.5	27.3	18.9	
no	22.6	29.2	43.3	50.0	35.4	
yes	22.6	29.2	22.7	15.1	23.1	
YES!	41.6	28.8	9.4	7.6	22.6	
N of Valid	243	260	277	172	952	
N of Miss	52	22	21	23	118	

Table 202: If a kid drank some beer, wine or hard liquor (for example, vodka, whiskey, or gin) in your neighborhood would he or she be caught by the police?





Response	6	8	10	12	Total	
NO!	11.9	16.6	29.3	30.8	21.7	
no	31.6	40.2	45.7	51.2	41.5	
yes	24.6	23.6	17.8	14.0	20.4	
YES!	32.0	19.7	7.2	4.1	16.4	
N of Valid	244	259	276	172	951	
N of Miss	51	23	22	23	119	

Table 203: If a kid carried a handgun in your neighborhood would he or she be caught by the police?





Response	6	8	10	12	Total	
NO!	15.9	17.8	24.5	27.9	21.1	
no	24.7	23.9	32.1	42.4	29.9	
yes	23.8	26.6	29.9	15.7	24.9	
YES!	35.6	31.7	13.5	14.0	24.2	
N of Valid	239	259	274	172	944	
N of Miss	56	23	24	23	126	

Table 204: If you wanted to get some cigarettes, how easy would it be for you to get some?





Response	6	8	10	12	Total	
Very hard	80.4	68.5	38.4	19.4	53.8	
Sort of hard	11.5	12.6	14.4	8.8	12.2	
Sort of easy	4.7	11.8	22.5	18.8	14.4	
Very easy	3.4	7.1	24.7	52.9	19.7	
N of Valid	235	254	271	170	930	
N of Miss	60	28	27	25	140	

Table 205: If you wanted to get some beer, wine or hard liquor (for example, vodka, whiskey, or gin), how easy would it be for you to get some?





Response	6	8	10	12	Total	
Very hard	82.1	63.1	32.7	21.6	51.2	
Sort of hard	9.6	15.3	19.1	15.2	15.0	
Sort of easy	5.7	12.5	20.2	21.6	14.8	
Very easy	2.6	9.0	27.9	41.5	19.0	
N of Valid	229	255	272	171	927	
N of Miss	66	27	26	24	143	

Table 206: If you wanted to get a drug like cocaine, LSD, or amphetamines, how easy would it be for you to get some?





Response	6	8	10	12	Total	
Very hard	96.1	92.5	71.3	62.0	81.5	
Sort of hard	3.1	3.5	15.8	19.9	10.0	
Sort of easy	0.4	1.6	8.8	9.4	4.9	
Very easy	0.4	2.4	4.0	8.8	3.6	
N of Valid	228	255	272	171	926	
N of Miss	67	27	26	24	144	

Table 207: If you wanted to get a handgun, how easy would it be for you to get one?





Response	6	8	10	12	Total	
Very hard	70.9	65.0	43.2	41.8	55.8	
Sort of hard	12.6	14.2	20.3	13.5	15.5	
Sort of easy	10.0	7.9	15.1	16.5	12.1	
Very easy	6.5	13.0	21.4	28.2	16.6	
N of Valid	230	254	271	170	925	
N of Miss	65	28	27	25	145	

Table 208: If you wanted to get some marijuana, how easy would it be for you to get some?





Response	6	8	10	12	Total	
Very hard	94.3	85.3	48.3	33.1	67.1	
Sort of hard	4.0	5.2	16.4	10.1	9.1	
Sort of easy	0.9	3.2	12.3	17.8	8.0	
Very easy	0.9	6.3	23.0	39.1	15.9	
N of Valid	227	252	269	169	917	
N of Miss	68	30	29	26	153	

Table 209: If you wanted to get prescription drugs for the purpose of getting high, how easy would it be for you to get some?





Response	6	8	10	12	Total	
Very hard	85.9	75.0	47.4	39.9	63.2	
Sort of hard	5.7	6.2	13.4	15.5	9.9	
Sort of easy	4.8	6.2	17.9	15.5	11.0	
Very easy	3.5	12.5	21.3	29.2	15.9	
N of Valid	227	256	268	168	919	
N of Miss	68	26	30	27	151	

Table 210: If you wanted to get synthetic marijuana such as K2 or chemical products such as bath salts to get high, how easy would it be for you to get some?





Response	6	8	10	12	Total	
Very hard	93.4	92.6	67.9	59.4	79.5	
Sort of hard	4.0	3.5	14.2	14.7	8.8	
Sort of easy	2.6	2.3	9.0	12.9	6.3	
Very easy	0.0	1.6	9.0	12.9	5.4	
N of Valid	227	256	268	170	921	
N of Miss	68	26	30	25	149	

Table 211: If you wanted to get steroids to use or to enhance athletic performance, how easy would it be for you to get some?





Response	6	8	10	12	Total	
Very hard	93.4	89.4	70.7	60.6	79.6	
Sort of hard	4.4	4.7	18.5	11.2	9.9	
Sort of easy	1.3	3.9	5.2	11.8	5.1	
Very easy	0.9	2.0	5.6	16.5	5.4	
N of Valid	226	255	270	170	921	
N of Miss	69	27	28	25	149	

Table 212: If you wanted to get e-cigarettes, e-cigars, or e-hookahs, how easy would it be for you to get some?





Response	6	8	10	12	Total	
Very hard	89.5	82.4	51.9	34.7	66.5	
Sort of hard	5.7	7.5	14.2	8.2	9.1	
Sort of easy	3.1	5.1	13.1	15.9	8.9	
Very easy	1.7	5.1	20.9	41.2	15.5	
N of Valid	229	255	268	170	922	
N of Miss	66	27	30	25	148	

Table 213: During the past 12 months, have you participated in any alcohol prevention programs or seen any alcohol prevention messages in your school or community? Yes, a school-based program focused on preventing underage drinking and/or drinking and driving.



Response	6	8	10	12	Total	
No	72.5	57.8	63.1	68.7	65.3	
Yes	27.5	42.2	36.9	31.3	34.7	
N of Valid	295	282	298	195	1070	
N of Miss	0	0	0	0	0	

Table 214: During the past 12 months, have you participated in any alcohol prevention programs or seen any alcohol prevention messages in your school or community? Yes, a community-based program focused on preventing underage drinking and/or drinking and driving (for example, through your church or temple or through youth groups like Boys and Girls Club or 4-H).



Response	6	8	10	12	Total	
No	92.9	93.3	96.3	94.9	94.3	
Yes	7.1	6.7	3.7	5.1	5.7	
N of Valid	295	282	298	195	1070	
N of Miss	0	0	0	0	0	

Table 215: During the past 12 months, have you participated in any alcohol prevention programs or seen any alcohol prevention messages in your school or community? Yes, a media campaign addressing underage drinking and/or drinking and driving (for example, newspaper ads, posters, pamphlets, radio, TV).



Response	6	8	10	12	Total	
No	92.2	92.6	89.9	90.3	91.3	
Yes	7.8	7.4	10.1	9.7	8.7	
N of Valid	295	282	298	195	1070	
N of Miss	0	0	0	0	0	

Table 216: During the past 12 months, have you participated in any alcohol prevention programs or seen any alcohol prevention messages in your school or community? No



Response	6	8	10	12	Total	
No	59.7	57.4	53.0	49.2	55.3	
Yes	40.3	42.6	47.0	50.8	44.7	
N of Valid	295	282	298	195	1070	
N of Miss	0	0	0	0	0	

Table 217: How wrong do your parents feel it would be for YOU to: have one or two drinks of an alcoholic beverage nearly every day?

Response	6	8	10	12	Total	
Very wrong	94.1	87.0	79.6	72.2	83.8	
Wrong	4.1	10.0	14.5	14.2	10.6	
A little bit wrong	1.4	2.3	4.5	10.7	4.2	
Not at all wrong	0.5	0.8	1.5	3.0	1.3	
N of Valid	222	261	269	169	921	
N of Miss	73	21	29	26	149	

Table 218: How wrong do your parents feel it would be for YOU to: smoke tobacco?

Response	6	8	10	12	Total	
Very wrong	95.6	93.9	81.1	74.0	86.9	
Wrong	2.7	5.4	11.1	10.7	7.3	
A little bit wrong	0.4	0.8	6.7	11.8	4.4	
Not at all wrong	1.3	0.0	1.1	3.6	1.3	
N of Valid	226	261	270	169	926	
N of Miss	69	21	28	26	144	

Table 219: How wrong do your parents feel it would be for YOU to: smoke marijuana?

Response	6	8	10	12	Total	
Very wrong	97.8	92.7	81.8	70.8	86.8	
Wrong	0.4	3.5	8.3	10.1	5.3	
A little bit wrong	0.9	3.1	7.6	11.9	5.5	
Not at all wrong	0.9	0.8	2.3	7.1	2.4	
N of Valid	225	259	264	168	916	
N of Miss	70	23	34	27	154	

Table 220: How wrong do your parents feel it would be for YOU to: use prescription drugs not prescribed to you?





Response	6	8	10	12	Total	
Very wrong	95.0	95.4	88.9	83.4	91.2	
Wrong	3.6	4.2	10.0	8.9	6.6	
A little bit wrong	0.0	0.0	0.4	4.7	1.0	
Not at all wrong	1.4	0.4	0.7	3.0	1.2	
N of Valid	222	260	270	169	921	
N of Miss	73	22	28	26	149	

Table 221: How wrong do your parents feel it would be for YOU to: steal something worth more than \$5?





Response	6	8	10	12	Total	
Very wrong	88.8	90.4	79.9	82.7	85.6	
Wrong	9.4	6.2	15.6	12.5	10.9	
A little bit wrong	1.3	2.7	4.5	2.4	2.8	
Not at all wrong	0.4	0.8	0.0	2.4	0.8	
N of Valid	224	260	269	168	921	
N of Miss	71	22	29	27	149	

Table 222: How wrong do your parents feel it would be for YOU to: draw graffiti, write things, or draw pictures on buildings or other property (without the owner's permission)?





Response	6	8	10	12	Total	
Very wrong	96.0	89.6	80.1	79.4	86.5	
Wrong	2.7	7.7	14.0	12.9	9.3	
A little bit wrong	0.0	2.3	4.1	4.7	2.7	
Not at all wrong	1.3	0.4	1.8	2.9	1.5	
N of Valid	226	259	271	170	926	
N of Miss	69	23	27	25	144	

Table 223: How wrong do your parents feel it would be for YOU to: pick a fight with someone?





Response	6	8	10	12	Total	
Very wrong	80.2	69.0	57.2	58.7	66.4	
Wrong	13.2	19.4	26.6	21.6	20.4	
A little bit wrong	5.7	10.1	11.4	12.0	9.8	
Not at all wrong	0.9	1.6	4.8	7.8	3.5	
N of Valid	227	258	271	167	923	
N of Miss	68	24	27	28	147	

Table 224: During the past 12 months, have you talked with at least one of your parents about the dangers of underage drinking and/or drinking and driving? By parents, we mean either your biological parents, adoptive parents, stepparents, or adult guardians - whether or not they live with you.



Response	6	8	10	12	Total	
No	44.2	42.6	48.7	58.9	47.8	
Yes	55.8	57.4	51.3	41.1	52.2	
N of Valid	217	258	265	168	908	
N of Miss	78	24	33	27	162	

Table 225: The rules in my family are clear.





Response	6	8	10	12	Total	
NO!	1.8	2.3	3.3	9.0	3.7	
no	4.0	2.7	5.6	7.2	4.7	
yes	23.1	28.2	31.2	38.3	29.7	
YES!	71.1	66.8	59.9	45.5	62.0	
N of Valid	225	259	269	167	920	
N of Miss	70	23	29	28	150	

Table 226: People in my family have serious arguments about the same things, and often insult or yell at each other.

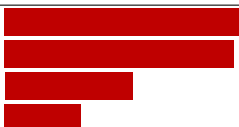
Response	6	8	10	12	Total	
NO!	46.4	40.2	26.1	32.5	36.2	
no	29.0	37.0	39.6	34.3	35.3	
yes	17.4	15.7	20.5	21.1	18.5	
YES!	7.1	7.1	13.8	12.0	10.0	
N of Valid	224	254	268	166	912	
N of Miss	71	28	30	29	158	

Table 227: When I am not at home, one of my parents knows where I am and who I am with.


Response	6	8	10	12	Total	
NO!	5.4	2.3	2.2	8.3	4.1	
no	1.4	1.5	3.0	10.1	3.5	
yes	20.3	21.6	35.3	37.5	28.2	
YES!	73.0	74.5	59.5	44.0	64.2	
N of Valid	222	259	269	168	918	
N of Miss	73	23	29	27	152	

Table 228: My family has clear rules about alcohol and drug use.


Response	6	8	10	12	Total	
NO!	4.5	1.6	3.4	8.4	4.1	
no	2.7	6.3	7.5	12.6	6.9	
yes	15.5	16.5	26.5	31.7	22.0	
YES!	77.3	75.6	62.7	47.3	67.0	
N of Valid	220	254	268	167	909	
N of Miss	75	28	30	28	161	

Table 229: If you skipped school would you be caught by your parents?

Response	6	8	10	12	Total
NO!	5.0	2.7	3.7	9.6	4.8
no	3.2	6.7	10.8	16.2	8.8
yes	13.6	21.2	30.9	32.9	24.4
YES!	78.2	69.4	54.6	41.3	62.0
N of Valid	220	255	269	167	911
N of Miss	75	27	29	28	159

Table 230: My parents ask if I've gotten my homework done.

Response	6	8	10	12	Total
NO!	3.6	2.7	6.3	19.8	7.1
no	3.6	7.7	15.7	18.0	10.9
yes	20.7	28.8	37.7	35.3	30.6
YES!	72.1	60.8	40.3	26.9	51.4
N of Valid	222	260	268	167	917
N of Miss	73	22	30	28	153

Table 231: Would your parents know if you did not come home on time?

Response	6	8	10	12	Total
NO!	5.0	2.7	3.7	10.8	5.1
no	4.6	6.2	7.1	17.4	8.1
yes	18.8	19.1	30.2	26.3	23.7
YES!	71.6	71.9	59.0	45.5	63.1
N of Valid	218	256	268	167	909
N of Miss	77	26	30	28	161

Table 232: Do you know how to properly dispose of leftover prescription drugs?



Response	6	8	10	12	Total	
No	74.4	68.7	57.5	59.6	65.0	
Yes	25.6	31.3	42.5	40.4	35.0	
N of Valid	199	252	259	156	866	
N of Miss	96	30	39	39	204	

Table 233: Have any of your brothers or sisters ever: drunk beer, wine or hard liquor (for example, vodka, whiskey or gin)?




Response	6	8	10	12	Total	
No	80.4	67.5	55.2	45.8	62.9	
Yes	14.5	27.5	41.4	49.4	32.6	
I don't have any brothers or sisters	5.1	5.1	3.4	4.8	4.5	
N of Valid	214	255	268	166	903	
N of Miss	81	27	30	29	167	

Table 234: Have any of your brothers or sisters ever: smoked marijuana?




Response	6	8	10	12	Total	
No	90.5	82.5	70.7	59.6	76.6	
Yes	4.3	12.5	25.6	34.9	18.6	
I don't have any brothers or sisters	5.2	5.1	3.8	5.4	4.8	
N of Valid	210	257	266	166	899	
N of Miss	85	25	32	29	171	

Table 235: Have any of your brothers or sisters ever: smoked cigarettes?




Response	6	8	10	12	Total	
No	84.4	76.4	62.5	55.4	70.3	
Yes	10.4	18.1	34.5	39.2	25.0	
I don't have any brothers or sisters	5.2	5.5	3.0	5.4	4.7	
N of Valid	212	254	267	166	899	
N of Miss	83	28	31	29	171	

Table 236: Have any of your brothers or sisters ever: taken a handgun to school?




Response	6	8	10	12	Total	
No	94.7	94.1	95.1	92.2	94.2	
Yes	0.5	0.8	1.5	2.4	1.2	
I don't have any brothers or sisters	4.8	5.1	3.4	5.4	4.6	
N of Valid	209	255	268	167	899	
N of Miss	86	27	30	28	171	

Table 237: Have any of your brothers or sisters ever: been suspended or expelled from school?




Response	6	8	10	12	Total	
No	80.8	77.3	75.4	74.4	77.0	
Yes	14.1	17.1	21.3	20.1	18.2	
I don't have any brothers or sisters	5.2	5.6	3.4	5.5	4.8	
N of Valid	213	251	268	164	896	
N of Miss	82	31	30	31	174	

Table 238: Have any of your brothers or sisters ever: used e-cigarettes, e-cigars or e-hookahs?




Response	6	8	10	12	Total	
No	88.8	81.1	76.1	65.7	78.6	
Yes	6.1	13.8	19.8	28.3	16.4	
I don't have any brothers or sisters	5.1	5.1	4.1	6.0	5.0	
N of Valid	214	254	268	166	902	
N of Miss	81	28	30	29	168	

Table 239: Have any of your brothers or sisters ever: used prescription drugs not prescribed to him/her?




Response	6	8	10	12	Total	
No	93.9	89.3	84.0	81.2	87.3	
Yes	1.4	5.2	12.7	13.3	8.0	
I don't have any brothers or sisters	4.7	5.6	3.4	5.5	4.7	
N of Valid	212	252	268	165	897	
N of Miss	83	30	30	30	173	

Table 240: Have you changed homes in the past year (the last 12 months)?



Response	6	8	10	12	Total	
No	75.7	72.9	79.6	83.0	77.4	
Yes	24.3	27.1	20.4	17.0	22.6	
N of Valid	218	258	269	165	910	
N of Miss	77	24	29	30	160	

Table 241: How many times have you changed homes since kindergarten?






Response	6	8	10	12	Total	
Never	38.5	34.1	35.7	34.3	35.7	
1 or 2 times	34.9	34.1	31.6	30.7	32.9	
3 or 4 times	14.2	12.2	14.9	17.5	14.4	
5 or 6 times	7.8	10.2	11.5	10.2	10.0	
7 or more times	4.6	9.4	6.3	7.2	6.9	
N of Valid	218	255	269	166	908	
N of Miss	77	27	29	29	162	

Table 242: Have you changed schools (including changing from elementary to middle and middle to high school) in the past year?



Response	6	8	10	12	Total	
No	73.2	77.0	44.8	86.1	68.2	
Yes	26.8	23.0	55.2	13.9	31.8	
N of Valid	213	257	268	165	903	
N of Miss	82	25	30	30	167	

Table 243: How many times have you changed schools since kindergarten (including changing from elementary to middle and middle to high school)?






Response	6	8	10	12	Total	
Never	33.5	23.0	30.2	32.1	29.3	
1 or 2 times	45.1	30.9	14.9	11.5	26.0	
3 or 4 times	15.8	28.1	37.3	34.5	29.1	
5 or 6 times	3.7	12.1	11.9	14.5	10.5	
7 or more times	1.9	5.9	5.6	7.3	5.1	
N of Valid	215	256	268	165	904	
N of Miss	80	26	30	30	166	

Table 244: Has anyone in your family ever had severe alcohol or drug problems?



Response	6	8	10	12	Total	
No	73.8	70.0	53.4	54.9	63.3	
Yes	26.2	30.0	46.6	45.1	36.7	
N of Valid	214	257	266	164	901	
N of Miss	81	25	32	31	169	

Table 245: About how many adults (over 21) have you known personally who in the past year have: used marijuana, crack, cocaine, or other drugs?






Response	6	8	10	12	Total	
0	86.8	75.6	56.6	49.1	67.6	
1	7.3	11.4	17.7	19.4	13.8	
2	2.4	6.3	12.5	10.9	8.1	
3-4	0.5	1.6	5.7	9.1	3.9	
5	2.9	5.1	7.5	11.5	6.5	
N of Valid	205	254	265	165	889	
N of Miss	90	28	33	30	181	

Table 246: About how many adults (over 21) have you known personally who in the past year have: sold or dealt drugs?






Response	6	8	10	12	Total	
0	95.1	86.5	71.9	68.5	80.8	
1	2.4	6.4	10.6	13.3	8.0	
2	1.0	3.6	9.9	8.5	5.8	
3-4	0.0	0.4	4.6	4.8	2.4	
5	1.5	3.2	3.0	4.8	3.1	
N of Valid	205	251	263	165	884	
N of Miss	90	31	35	30	186	

Table 247: About how many adults (over 21) have you known personally who in the past year have: done other things that could get them in trouble with the police, like stealing, selling stolen goods, mugging or assaulting others, etc.?






Response	6	8	10	12	Total	
0	90.2	82.9	66.0	64.2	76.1	
1	3.4	7.9	12.8	13.9	9.5	
2	3.4	4.4	10.2	9.7	6.9	
3-4	0.5	1.6	4.5	5.5	2.9	
5	2.5	3.2	6.4	6.7	4.6	
N of Valid	204	252	265	165	886	
N of Miss	91	30	33	30	184	

Table 248: About how many adults (over 21) have you known personally who in the past year have: gotten drunk or high?






Response	6	8	10	12	Total	
0	70.3	54.2	36.0	32.7	48.4	
1	13.9	21.3	20.1	17.0	18.4	
2	9.4	8.8	12.5	10.9	10.5	
3-4	1.5	5.2	11.0	13.9	7.7	
5	5.0	10.4	20.5	25.5	15.0	
N of Valid	202	249	264	165	880	
N of Miss	93	33	34	30	190	

Table 249: Have you seen or heard information about underage drinking in the past 12 months from the following sources? Radio



Response	6	8	10	12	Total	
No	59.7	57.8	56.7	55.4	57.5	
Yes	40.3	42.2	43.3	44.6	42.5	
N of Valid	211	258	268	166	903	
N of Miss	84	24	30	29	167	

Table 250: Have you seen or heard information about underage drinking in the past 12 months from the following sources? TV.



Response	6	8	10	12	Total	
No	41.2	30.6	34.1	41.1	36.1	
Yes	58.8	69.4	65.9	58.9	63.9	
N of Valid	211	258	267	168	904	
N of Miss	84	24	31	27	166	

Table 251: Have you seen or heard information about underage drinking in the past 12 months from the following sources? Print. This includes information on underage drinking you may have seen in the newspaper, on a billboard, in pamphlets, on stickers, etc.



Response	6	8	10	12	Total	
No	56.7	49.2	50.0	50.9	51.5	
Yes	43.3	50.8	50.0	49.1	48.5	
N of Valid	208	256	268	167	899	
N of Miss	87	26	30	28	171	

Table 252: Have you seen or heard information about underage drinking in the past 12 months from the following sources? Website or social media? (Facebook, Myspace, website, etc.)



Response	6	8	10	12	Total	
No	53.3	46.6	41.4	47.9	46.9	
Yes	46.7	53.4	58.6	52.1	53.1	
N of Valid	210	253	266	167	896	
N of Miss	85	29	32	28	174	

Table 253: The next questions ask about your opinions of the information you saw or heard. If you have seen or heard more than one ad, please think about your favorite ad when answering these questions. The information about underage drinking that I saw or heard was convincing.






Response	6	8	10	12	Total	
NO!	23.9	17.4	17.4	16.8	18.7	
no	7.0	10.3	18.1	19.2	13.5	
yes	15.9	23.7	35.5	37.7	28.1	
YES!	29.4	24.5	14.7	10.2	20.0	
I have not seen or heard any ads about underage drinking in the past 12 months.	23.9	24.1	14.3	16.2	19.6	
N of Valid	201	253	265	167	886	
N of Miss	94	29	33	28	184	

Table 254: The next questions ask about your opinions of the information you saw or heard. If you have seen or heard more than one ad, please think about your favorite ad when answering these questions. The information about underage drinking that I saw or heard grabbed my attention.






Response	6	8	10	12	Total	
NO!	20.5	18.5	15.6	18.6	18.1	
no	10.2	12.0	21.3	22.2	16.3	
yes	16.6	19.7	32.3	29.3	24.5	
YES!	28.8	26.1	16.7	13.2	21.5	
I have not seen or heard any ads about underage drinking in the past 12 months.	23.9	23.7	14.1	16.8	19.6	
N of Valid	205	249	263	167	884	
N of Miss	90	33	35	28	186	

Table 255: The next questions ask about your opinions of the information you saw or heard. If you have seen or heard more than one ad, please think about your favorite ad when answering these questions. The information about underage drinking that I saw or heard said something important to me.






Response	6	8	10	12	Total	
NO!	18.4	18.0	16.3	19.6	17.9	
no	10.4	10.8	22.7	23.8	16.8	
yes	14.4	21.2	33.0	26.2	24.1	
YES!	30.3	25.6	14.4	14.3	21.2	
I have not seen or heard any ads about underage drinking in the past 12 months.	26.4	24.4	13.6	16.1	20.0	
N of Valid	201	250	264	168	883	
N of Miss	94	32	34	27	187	

Table 256: The next questions ask about your opinions of the information you saw or heard. If you have seen or heard more than one ad, please think about your favorite ad when answering these questions. Seeing or hearing this information about underage drinking made me want to stop or decrease my drinking.










Response	6	8	10	12	Total	
NO!	18.5	20.0	17.6	26.8	20.3	
no	5.8	5.4	16.5	20.7	11.8	
yes	5.8	11.2	22.2	22.0	15.5	
YES!	28.0	24.2	22.2	11.6	22.0	
I have not seen or heard any ads about underage drinking in the past 12 months.	41.8	39.2	21.5	18.9	30.4	
N of Valid	189	240	261	164	854	
N of Miss	106	42	37	31	216	

Table 257: How honest were you in filling out this survey?

Response	6	8	10	12	Total	
I was very honest	87.4	81.8	78.9	79.6	81.9	
I was honest pretty much of the time	9.8	16.3	15.8	15.0	14.4	
I was honest some of the time	2.3	1.6	4.1	2.4	2.7	
I was honest once in a while	0.5	0.4	1.1	3.0	1.1	
I was not honest at all	0.0	0.0	0.0	0.0	0.0	
N of Valid	214	258	266	167	905	
N of Miss	81	24	32	28	165	