

2015 APNA

Arkansas Prevention Needs Assessment Student Survey

Grant County
Tables

**Arkansas Department of Human Services
Division of Behavioral Health Services
Prevention Services**

Conducted by International Survey Associates dba Pride Surveys

Contents

1	INTRODUCTION	11
2	PERCENTAGE TABLES	16

List of Tables

1	Sex	17
2	Age	17
3	Are you Hispanic or Latino?	17
4	What is your race? Black or African American	18
5	What is your race? Asian	18
6	What is your race? American Indian	18
7	What is your race? Alaska Native	18
8	What is your race? White	19
9	What is your race? Native Hawaiian or Other Pacific Islander	19
10	What is your race? Other	19
11	What is the highest level of schooling completed by your mother or father?	20
12	Think of where you live most of the time. Which of the following people live there with you? Mother	20
13	Think of where you live most of the time. Which of the following people live there with you? Stepmother	20
14	Think of where you live most of the time. Which of the following people live there with you? Foster Mother	21
15	Think of where you live most of the time. Which of the following people live there with you? Grandmother	21
16	Think of where you live most of the time. Which of the following people live there with you? Aunt	21
17	Think of where you live most of the time. Which of the following people live there with you? Father	21
18	Think of where you live most of the time. Which of the following people live there with you? Stepfather	22
19	Think of where you live most of the time. Which of the following people live there with you? Foster Father	22
20	Think of where you live most of the time. Which of the following people live there with you? Grandfather	22
21	Think of where you live most of the time. Which of the following people live there with you? Uncle	22
22	Think of where you live most of the time. Which of the following people live there with you? Other Adults	23
23	Think of where you live most of the time. Which of the following people live there with you? Brother(s)	23
24	Think of where you live most of the time. Which of the following people live there with you? Stepbrother(s)	23
25	Think of where you live most of the time. Which of the following people live there with you? Sister(s)	23
26	Think of where you live most of the time. Which of the following people live there with you? Stepsister(s)	24

27	Think of where you live most of the time. Which of the following people live there with you? Other Children	24
28	In my school, students have lots of chances to help decide things like class activities and rules.	24
29	Teachers ask me to work on special classroom projects.	24
30	My teacher(s) notices when I am doing a good job and lets me know about it.	25
31	There are lots of chances for students in my school to get involved in sports, clubs, and other school activities outside of class.	25
32	There are lots of chances for students in my school to talk with a teacher one-on-one.	25
33	I feel safe at my school.	26
34	The school lets my parents know when I have done something well.	26
35	My teachers praise me when I work hard in school.	26
36	Are your school grades better than the grades of most students in your class?	27
37	I have lots of chances to be part of class discussions or activities.	27
38	Now thinking back over the past year in school, how often did you: enjoy being in school?	27
39	Now thinking back over the past year in school, how often did you: hate being in school?	28
40	Now thinking back over the past year in school, how often did you: try to do your best work in school?	28
41	How often do you feel that the school work you are assigned is meaningful and important?	28
42	Putting them all together, what were your grades like last year?	29
43	How important do you think the things you are learning in school are going to be for your later life?	29
44	Do your parents care about your skipping or cutting school?	29
45	During the LAST FOUR WEEKS how many whole days of school have you missed because you skipped or 'cut'?	30
46	What are the chances you would be seen as cool if you: smoked cigarettes?	30
47	What are the chances you would be seen as cool if you: worked hard at school?	30
48	What are the chances you would be seen as cool if you: began drinking alcoholic beverages regularly, that is, at least once or twice a month?	31
49	What are the chances you would be seen as cool if you: defended someone who was being bullied?	31
50	What are the chances you would be seen as cool if you: smoked marijuana?	31
51	What are the chances you would be seen as cool if you: carried a handgun?	32

52	What are the chances you would be seen as cool if you: used e-cigarettes, e-cigars or e-hookahs?	32
53	What are the chances you would be seen as cool if you: bullied someone or cyber bullied someone?	32
54	Think of your four best friends (the friends you feel closest to). In the past year (12 months), how many of your best friends have: participated in clubs, organizations or activities at school?	33
55	Think of your four best friends (the friends you feel closest to). In the past year (12 months), how many of your best friends have: smoked cigarettes?	33
56	Think of your four best friends (the friends you feel closest to). In the past year (12 months), how many of your best friends have: tried beer, wine or hard liquor (for example, vodka, whiskey, or gin) when their parents didn't know about it?	33
57	Think of your four best friends (the friends you feel closest to). In the past year (12 months), how many of your best friends have: used e-cigarettes, e-cigars, or e-hookahs?	34
58	Think of your four best friends (the friends you feel closest to). In the past year (12 months), how many of your best friends have: used marijuana?	34
59	Think of your four best friends (the friends you feel closest to). In the past year (12 months), how many of your best friends have: used prescription drugs or non-prescription drugs for the purpose of getting high?	34
60	Think of your four best friends (the friends you feel closest to). In the past year (12 months), how many of your best friends have: used synthetic marijuana (K2, spice) or bath salts?	35
61	Think of your four best friends (the friends you feel closest to). In the past year (12 months), how many of your best friends have: used LSD, cocaine, amphetamines, or other illegal drugs?	35
62	Think of your four best friends (the friends you feel closest to). In the past year (12 months), how many of your best friends have: been bullied?	35
63	Think of your four best friends (the friends you feel closest to). In the past year (12 months), how many of your best friends have: been suspended from school?	36
64	Think of your four best friends (the friends you feel closest to). In the past year (12 months), how many of your best friends have: carried a handgun?	36
65	Think of your four best friends (the friends you feel closest to). In the past year (12 months), how many of your best friends have: sold illegal drugs?	36
66	Think of your four best friends (the friends you feel closest to). In the past year (12 months), how many of your best friends have: regularly attended religious services?	37

67	Think of your four best friends (the friends you feel closest to). In the past year (12 months), how many of your best friends have: stolen or tried to steal a motor vehicle such as a car or motorcycle?	37
68	Think of your four best friends (the friends you feel closest to). In the past year (12 months), how many of your best friends have: been arrested?	37
69	Think of your four best friends (the friends you feel closest to). In the past year (12 months), how many of your best friends have: dropped out of school?	38
70	Think of your four best friends (the friends you feel closest to). In the past year (12 months), how many of your best friends have: been members of a gang?	38
71	How old were you when you first: smoked marijuana?	38
72	How old were you when you first: smoked a cigarette, even just a puff?	39
73	How old were you when you first: had more than a sip or two of beer, wine or hard liquor (for example, vodka, whiskey, or gin)?	39
74	How old were you when you first: began drinking alcoholic beverages regularly, that is, at least once or twice a month?	40
75	How old were you when you first: used Daztrex?	40
76	How old were you when you first: got suspended from school?	41
77	How old were you when you first: got arrested?	41
78	How old were you when you first: carried a handgun?	42
79	How old were you when you first: used e-cigarettes, e-cigars, or e-hookahs?	42
80	How old were you when you first: belonged to a gang?	43
81	How old were you when you first: used prescription drugs not prescribed to you?	43
82	How wrong do you think it is for someone your age to: take a handgun to school?	44
83	How wrong do you think it is for someone your age to: steal anything?	44
84	How wrong do you think it is for someone your age to: pick a fight with someone?	44
85	How wrong do you think it is for someone your age to: attack someone with the idea of seriously hurting them?	45
86	How wrong do you think it is for someone your age to: stay away from school all day when their parents think they are at school?	45
87	How wrong do you think it is for someone your age to: drink beer, wine or hard liquor (for example, vodka, whiskey, or gin) regularly?	45
88	How wrong do you think it is for someone your age to: smoke cigarettes?	46
89	How wrong do you think it is for someone your age to: smoke marijuana?	46

90	How wrong do you think it is for someone your age to: use prescription drugs or non-prescription drugs for the purpose of getting high?	46
91	How wrong do you think it is for someone your age to: use synthetic marijuana (K2, spice) or bath salts?	47
92	How wrong do you think it is for someone your age to: use LSD, cocaine, amphetamines or another illegal drug?	47
93	How wrong do you think it is for someone your age to: use e-cigarettes, e-cigars or e-hookahs?	47
94	At school during the past 12 months, did you receive help from the resource teacher, speech therapist or other special education teacher?	48
95	How many times in the past year (12 months) have you: been suspended from school?	48
96	How many times in the past year (12 months) have you: carried a handgun?	48
97	How many times in the past year (12 months) have you: sold illegal drugs?	49
98	How many times in the past year (12 months) have you: stolen or tried to steal a motor vehicle such as a car or motorcycle?	49
99	How many times in the past year (12 months) have you: participated in clubs, organizations or activities at school?	50
100	How many times in the past year (12 months) have you: been arrested?	50
101	How many times in the past year (12 months) have you: attacked someone with the idea of seriously hurting them?	51
102	How many times in the past year (12 months) have you: been drunk or high at school?	51
103	How many times in the past year (12 months) have you: taken a handgun to school?	52
104	Are you currently on probation, or assigned a probation officer with Juvenile Court?	52
105	Have you ever belonged to a gang?	52
106	If you have ever belonged to a gang, did that gang have a name?	53
107	You are at a party at someone's house, and one of your friends offers you a drink containing alcohol. What would you say or do?	53
108	How often do you attend religious services or activities?	53
109	I think sometimes it's okay to cheat at school.	54
110	It is important to think before you act.	54
111	Sometimes I think that life is not worth it.	54
112	At times I think I am no good at all.	55
113	All in all, I am inclined to think that I am a failure.	55
114	In the past year, have you felt depressed or sad MOST days, even if you felt okay sometimes?	55
115	It is all right to beat up people if they start the fight.	56
116	I think it is okay to take something without asking if you can get away with it.	56

117	Where do you get the most information about living a drug and alcohol free life? Parents/guardians	56
118	Where do you get the most information about living a drug and alcohol free life? Friends	57
119	Where do you get the most information about living a drug and alcohol free life? Family members	57
120	Where do you get the most information about living a drug and alcohol free life? School	57
121	Where do you get the most information about living a drug and alcohol free life? Internet	58
122	Where do you get the most information about living a drug and alcohol free life? TV	58
123	Where do you get the most information about living a drug and alcohol free life? Social media	58
124	How much do you think people risk harming themselves (physically or in other ways) if they: smoked one or more packs of cigarettes per day?	59
125	How much do you think people risk harming themselves (physically or in other ways) if they: try marijuana once or twice?	59
126	How much do you think people risk harming themselves (physically or in other ways) if they: smoke marijuana once or twice a week?	59
127	How much do you think people risk harming themselves (physically or in other ways) if they: take one or two drinks of an alcoholic beverage (beer, wine, liquor) nearly every day?	60
128	How much do you think people risk harming themselves (physically or in other ways) if they: have five or more drinks of an alcoholic beverage once or twice a weekend?	60
129	How much do you think people risk harming themselves (physically or in other ways) if they: use prescription drugs that are not prescribed to them?	60
130	How much do you think people risk harming themselves (physically or in other ways) if they: use non-prescription drugs to get high?	61
131	How much do you think people risk harming themselves (physically or in other ways) if they: use e-cigarettes, e-cigars, or e-hookahs?	61
132	Have you ever used smokeless tobacco (chew, snuff, plug, dipping tobacco, or chewing tobacco)?	61
133	How often have you used smokeless tobacco during the past 30 days?	62
134	Have you ever smoked cigarettes?	62
135	How frequently have you smoked cigarettes during the past 30 days?	62
136	Which statement best describes rules about smoking inside your home or your family cars?	63
137	Have you ever used e-cigarettes, e-cigars, or e-hookahs?	63
138	How frequently have you used e-cigarettes, e-cigars, or e-hookahs?	64
139	During this school year, were you taught in any of your classes about the dangers of tobacco use?	64

140	During the past 12 months, have you participated in any community activities to discourage people your age from using cigarettes, chewing tobacco, snuff, dip or cigars, e-cigarettes, e-cigars, or e-hookahs?	64
141	Think back over the last two weeks. How many times have you had five or more alcoholic drinks in a row?	65
142	During the past 30 days, how many times did you ride in a car or other vehicle driven by someone who had been drinking alcohol or using drugs to get high?	65
143	During the past 30 days, how many times did you drive a car or other vehicle when you had been drinking alcohol or using drugs to get high?	65
144	If you drank alcohol (not just a sip or taste) in the past year, how did you usually get it?	66
145	If you drank alcohol (not just a sip or taste) in the past year, where did you usually drink it?	66
146	How do you feel about someone your age having one or two drinks of an alcoholic beverage nearly every day?	67
147	On how many occasions have you had alcoholic beverages (beer, wine or hard liquor) to drink in your lifetime - more than just a few sips?	67
148	On how many occasions have you drunk one or more drinks of an alcoholic beverage during the past 30 days?	67
149	On how many occasions have you used marijuana (grass, pot) or hashish (hash, hash oil) in your lifetime?	68
150	On how many occasions have you used marijuana (grass, pot) or hashish (hash, hash oil) during the past 30 days?	68
151	On how many occasions have you used LSD or other psychedelics in your lifetime?	68
152	On how many occasions have you used LSD or other psychedelics during the past 30 days?	69
153	On how many occasions have you used cocaine or crack in your lifetime?	69
154	On how many occasions have you used cocaine or crack during the past 30 days?	69
155	On how many occasions have you sniffed glue, breathed the contents of an aerosol spray can, or inhaled other gases or sprays, in order to get high in your lifetime?	70
156	On how many occasions have you sniffed glue, breathed the contents of an aerosol spray can, or inhaled other gases or sprays, in order to get high during the past 30 days?	70
157	On how many occasions have you used Daztrex in your lifetime?	71
158	On how many occasions have you used Daztrex during the past 30 days?	71
159	On how many occasions have you used synthetic marijuana (K2, spice) in your lifetime?	71

160	On how many occasions have you used synthetic marijuana (K2, spice) during the past 30 days?	72
161	On how many occasions have you used methamphetamines (meth, speed, crank, crystal meth) in your lifetime?	72
162	On how many occasions have you used methamphetamines (meth, speed, crank, crystal meth) in the past 30 days?	72
163	On how many occasions have you used other chemical products (bath salts, plant food, etc.) in your lifetime?	73
164	On how many occasions have you used other chemical products (bath salts, plant food, etc.) during the past 30 days?	73
165	On how many occasions have you used heroin or other opiates in your lifetime?	73
166	On how many occasions have you used heroin or other opiates during the past 30 days?	74
167	On how many occasions have you used MDMA ('X', 'E', or ecstasy) in your lifetime?	74
168	On how many occasions have you used MDMA ('X', 'E', or ecstasy) during the past 30 days?	74
169	On how many occasions have you taken prescription drugs (such as Valium, Xanax, Ritalin, Adderall, OxyContin, Darvocet, or sleeping pills) not prescribed to you in your lifetime?	75
170	On how many occasions have you taken prescription drugs (such as Valium, Xanax, Ritalin, Adderall, OxyContin, Darvocet, or sleeping pills) not prescribed to you during the past 30 days?	75
171	On how many occasions have you taken non-prescription medicines such as diet pills (for example, Dietac, Dexatrim or Prolamine), stay-awake pills (for example No-Doz, Vivarin, or Wake), or cough or cold medicines (robos, DXM, etc.) to get high in your lifetime?	76
172	On how many occasions have you taken non-prescription medicines such as diet pills (for example, Dietac, Dexatrim or Prolamine), stay-awake pills (for example No-Doz, Vivarin, or Wake), or cough or cold medicines (robos, DXM, etc.) to get high during the past 30 days?	76
173	On how many occasions have you been drunk or very high from drinking alcoholic beverages during the past 30 days?	77
174	On how many occasions have you drunk flavored alcoholic beverages, sometimes called 'alcopops' (like Mike's Hard Lemonade, Smirnoff Ice, Bacardi Breezers, etc.) in your lifetime?	77
175	On how many occasions have you drunk flavored alcoholic beverages, sometimes called 'alcopops' (like Mike's Hard Lemonade, Smirnoff Ice, Bacardi Breezers, etc.) during the past 30 days?	78
176	If you used prescription drugs or over the counter drugs without a doctor telling you to use it or for the purpose of getting high, where did you get these drugs? - Did not use	78

177	If you used prescription drugs or over the counter drugs without a doctor telling you to use it or for the purpose of getting high, where did you get these drugs? - Bought or took from store or shop	78
178	If you used prescription drugs or over the counter drugs without a doctor telling you to use it or for the purpose of getting high, where did you get these drugs? - Got from parents with permission	79
179	If you used prescription drugs or over the counter drugs without a doctor telling you to use it or for the purpose of getting high, where did you get these drugs? - Got from home without permission	79
180	If you used prescription drugs or over the counter drugs without a doctor telling you to use it or for the purpose of getting high, where did you get these drugs? - Got from relative with permission	79
181	If you used prescription drugs or over the counter drugs without a doctor telling you to use it or for the purpose of getting high, where did you get these drugs? - Got from relative without permission	79
182	If you used prescription drugs or over the counter drugs without a doctor telling you to use it or for the purpose of getting high, where did you get these drugs? - Got from friend's home with permission	80
183	If you used prescription drugs or over the counter drugs without a doctor telling you to use it or for the purpose of getting high, where did you get these drugs? - Got from friend's home without permission	80
184	If you used prescription drugs or over the counter drugs without a doctor telling you to use it or for the purpose of getting high, where did you get these drugs? - Got from friend at school	80
185	If you used prescription drugs or over the counter drugs without a doctor telling you to use it or for the purpose of getting high, where did you get these drugs? - Got from friend at party	80
186	If you used prescription drugs or over the counter drugs without a doctor telling you to use it or for the purpose of getting high, where did you get these drugs? - Got from friend, elsewhere	81
187	If you used prescription drugs or over the counter drugs without a doctor telling you to use it or for the purpose of getting high, where did you get these drugs? - Got from internet sale	81
188	During the last month, about how many marijuana cigarettes, or the equivalent, did you smoke a day, on the average?	81
189	How wrong do your friends feel it would be for YOU to: have one or two drinks of an alcoholic beverage nearly every day?	82
190	How wrong do your friends feel it would be for YOU to: smoke tobacco?	82
191	How wrong do your friends feel it would be for YOU to: smoke marijuana?	82
192	How wrong do your friends feel it would be for YOU to: use prescription drugs not prescribed to you?	83
193	How wrong would most adults (over 21) in your neighborhood think it is for kids your age: to use marijuana?	83

194	How wrong would most adults (over 21) in your neighborhood think it is for kids your age: to drink alcohol?	83
195	How wrong would most adults (over 21) in your neighborhood think it is for kids your age: to smoke cigarettes?	84
196	How much do each of the following statements describe your neighborhood? crime and/or drug selling	84
197	How much do each of the following statements describe your neighborhood? fights	84
198	How much do each of the following statements describe your neighborhood? lots of empty or abandoned buildings	85
199	How much do each of the following statements describe your neighborhood? lots of graffiti	85
200	I feel safe in my neighborhood.	85
201	If a kid smoked marijuana in your neighborhood would he or she be caught by the police?	86
202	If a kid drank some beer, wine or hard liquor (for example, vodka, whiskey, or gin) in your neighborhood would he or she be caught by the police?	86
203	If a kid carried a handgun in your neighborhood would he or she be caught by the police?	86
204	If you wanted to get some cigarettes, how easy would it be for you to get some?	87
205	If you wanted to get some beer, wine or hard liquor (for example, vodka, whiskey, or gin), how easy would it be for you to get some?	87
206	If you wanted to get a drug like cocaine, LSD, or amphetamines, how easy would it be for you to get some?	87
207	If you wanted to get a handgun, how easy would it be for you to get one?	88
208	If you wanted to get some marijuana, how easy would it be for you to get some?	88
209	If you wanted to get prescription drugs for the purpose of getting high, how easy would it be for you to get some?	88
210	If you wanted to get synthetic marijuana such as K2 or chemical products such as bath salts to get high, how easy would it be for you to get some?	89
211	If you wanted to get steroids to use or to enhance athletic performance, how easy would it be for you to get some?	89
212	If you wanted to get e-cigarettes, e-cigars, or e-hookahs, how easy would it be for you to get some?	89
213	During the past 12 months, have you participated in any alcohol prevention programs or seen any alcohol prevention messages in your school or community? Yes, a school-based program focused on preventing underage drinking and/or drinking and driving.	90

214	During the past 12 months, have you participated in any alcohol prevention programs or seen any alcohol prevention messages in your school or community? Yes, a community-based program focused on preventing underage drinking and/or drinking and driving (for example, through your church or temple or through youth groups like Boys and Girls Club or 4-H).	90
215	During the past 12 months, have you participated in any alcohol prevention programs or seen any alcohol prevention messages in your school or community? Yes, a media campaign addressing underage drinking and/or drinking and driving (for example, newspaper ads, posters, pamphlets, radio, TV).	90
216	During the past 12 months, have you participated in any alcohol prevention programs or seen any alcohol prevention messages in your school or community? No	90
217	How wrong do your parents feel it would be for YOU to: have one or two drinks of an alcoholic beverage nearly every day?	91
218	How wrong do your parents feel it would be for YOU to: smoke tobacco?	91
219	How wrong do your parents feel it would be for YOU to: smoke marijuana?	91
220	How wrong do your parents feel it would be for YOU to: use prescription drugs not prescribed to you?	92
221	How wrong do your parents feel it would be for YOU to: steal something worth more than \$5?	92
222	How wrong do your parents feel it would be for YOU to: draw graffiti, write things, or draw pictures on buildings or other property (without the owner's permission)?	92
223	How wrong do your parents feel it would be for YOU to: pick a fight with someone?	93
224	During the past 12 months, have you talked with at least one of your parents about the dangers of underage drinking and/or drinking and driving? By parents, we mean either your biological parents, adoptive parents, stepparents, or adult guardians - whether or not they live with you.	93
225	The rules in my family are clear.	93
226	People in my family have serious arguments about the same things, and often insult or yell at each other.	94
227	When I am not at home, one of my parents knows where I am and who I am with.	94
228	My family has clear rules about alcohol and drug use.	94
229	If you skipped school would you be caught by your parents?	95
230	My parents ask if I've gotten my homework done.	95
231	Would your parents know if you did not come home on time?	95
232	Do you know how to properly dispose of leftover prescription drugs?	96

233	Have any of your brothers or sisters ever: drunk beer, wine or hard liquor (for example, vodka, whiskey or gin)?	96
234	Have any of your brothers or sisters ever: smoked marijuana?	96
235	Have any of your brothers or sisters ever: smoked cigarettes?	96
236	Have any of your brothers or sisters ever: taken a handgun to school? .	97
237	Have any of your brothers or sisters ever: been suspended or expelled from school?	97
238	Have any of your brothers or sisters ever: used e-cigarettes, e-cigars or e-hookahs?	97
239	Have any of your brothers or sisters ever: used prescription drugs not prescribed to him/her?	97
240	Have you changed homes in the past year (the last 12 months)? . . .	98
241	How many times have you changed homes since kindergarten?	98
242	Have you changed schools (including changing from elementary to middle and middle to high school) in the past year?	98
243	How many times have you changed schools since kindergarten (including changing from elementary to middle and middle to high school)?	99
244	Has anyone in your family ever had severe alcohol or drug problems? .	99
245	About how many adults (over 21) have you known personally who in the past year have: used marijuana, crack, cocaine, or other drugs? .	99
246	About how many adults (over 21) have you known personally who in the past year have: sold or dealt drugs?	100
247	About how many adults (over 21) have you known personally who in the past year have: done other things that could get them in trouble with the police, like stealing, selling stolen goods, mugging or assaulting others, etc.?	100
248	About how many adults (over 21) have you known personally who in the past year have: gotten drunk or high?	100
249	Have you seen or heard information about underage drinking in the past 12 months from the following sources? Radio	101
250	Have you seen or heard information about underage drinking in the past 12 months from the following sources? TV.	101
251	Have you seen or heard information about underage drinking in the past 12 months from the following sources? Print. This includes information on underage drinking you may have seen in the newspaper, on a billboard, in pamphlets, on stickers, etc.	101
252	Have you seen or heard information about underage drinking in the past 12 months from the following sources? Website or social media? (Facebook, Myspace, website, etc.)	101
253	The next questions ask about your opinions of the information you saw or heard. If you have seen or heard more than one ad, please think about your favorite ad when answering these questions. The information about underage drinking that I saw or heard was convincing.	102

254	The next questions ask about your opinions of the information you saw or heard. If you have seen or heard more than one ad, please think about your favorite ad when answering these questions. The information about underage drinking that I saw or heard grabbed my attention.	102
255	The next questions ask about your opinions of the information you saw or heard. If you have seen or heard more than one ad, please think about your favorite ad when answering these questions. The information about underage drinking that I saw or heard said something important to me.	102
256	The next questions ask about your opinions of the information you saw or heard. If you have seen or heard more than one ad, please think about your favorite ad when answering these questions. Seeing or hearing this information about underage drinking made me want to stop or decrease my drinking.	103
257	How honest were you in filling out this survey?	103

List of Figures

1	Grade Chart	12
2	Gender Chart	13
3	Age Chart	14
4	Ethnic Origin Chart	15

1 INTRODUCTION

This report was generated from data collected on the *2015 Arkansas Prevention Needs Assessment Student Survey*. This report contains basic frequency tables of all data collected and graphs on the selected demographic variables of grade, gender, age and ethnic origin. The graph on ethnic origin is represented as a bar chart rather than as a pie chart. This is because students were allowed to mark more than one response for ethnic origin as opposed to being allowed to mark only one response. The bars represent the percent of students who marked each of the ethnic categories.

Questions regarding the information found in this report can be directed to:

Pride Surveys

2140 Newmarket Parkway Suite 116 Marietta, GA 30067 1-800-279-6361
www.pridesurveys.com

Grade Chart

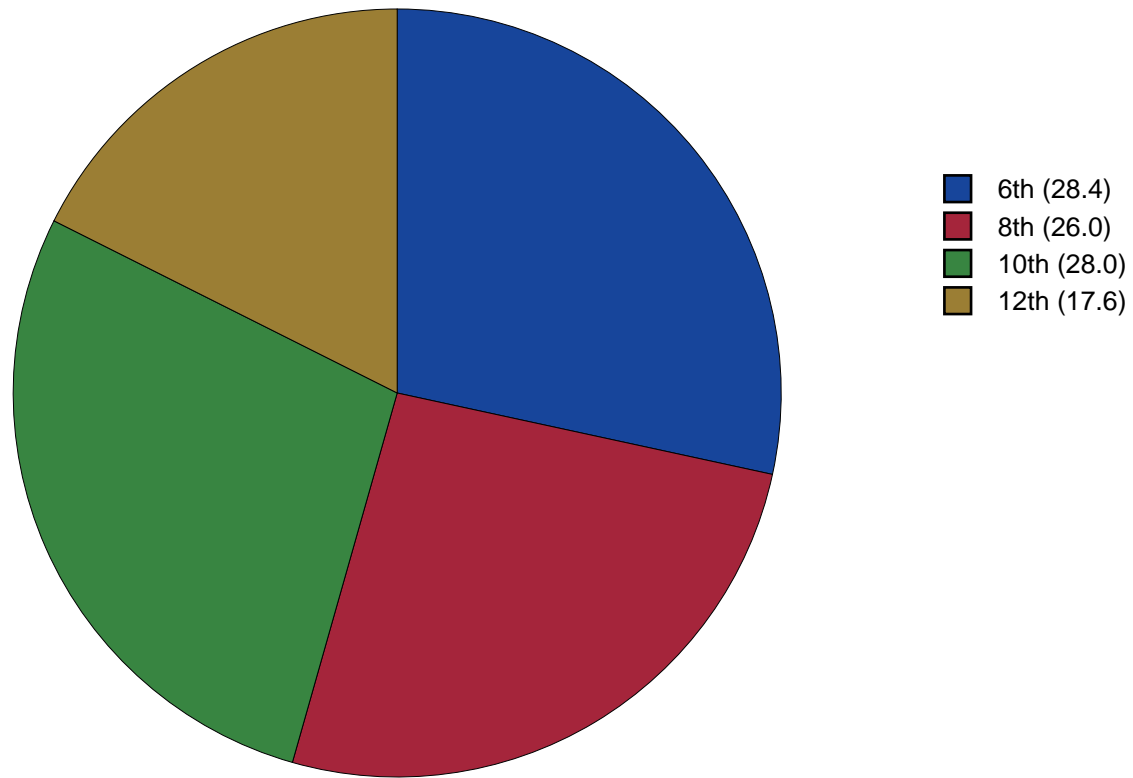


Figure 1: Grade Chart

Gender Chart

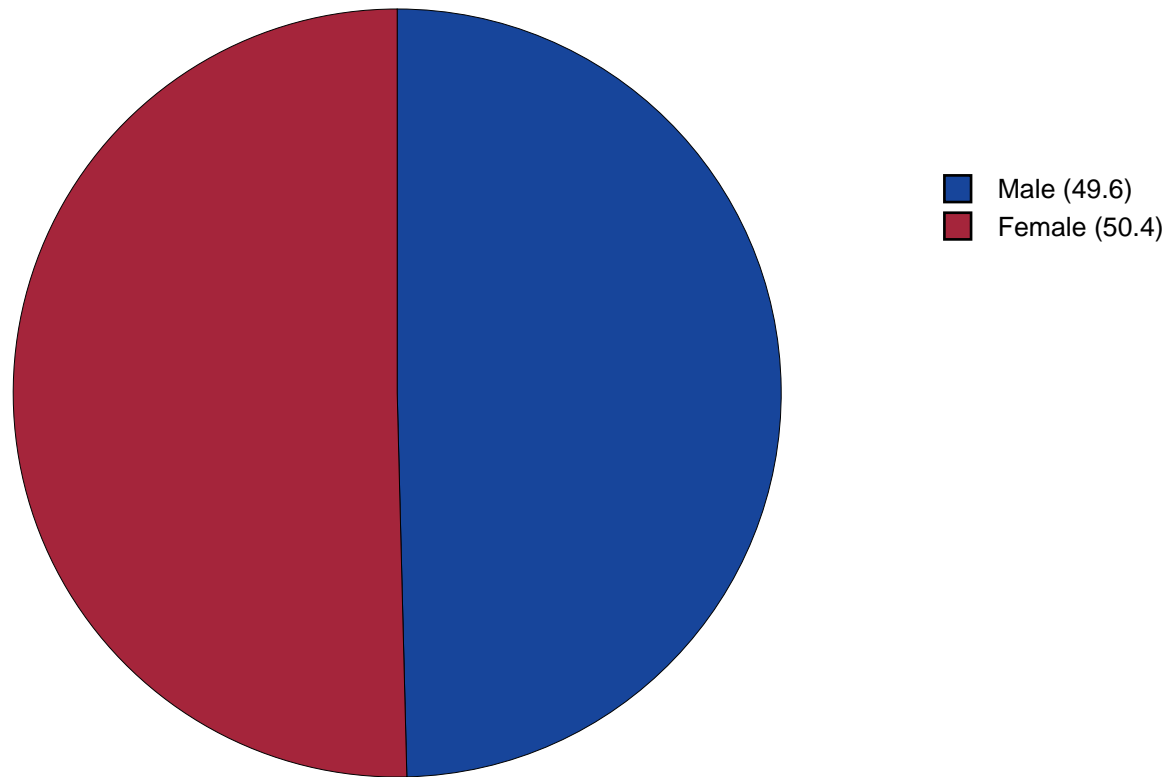


Figure 2: Gender Chart

Age Chart

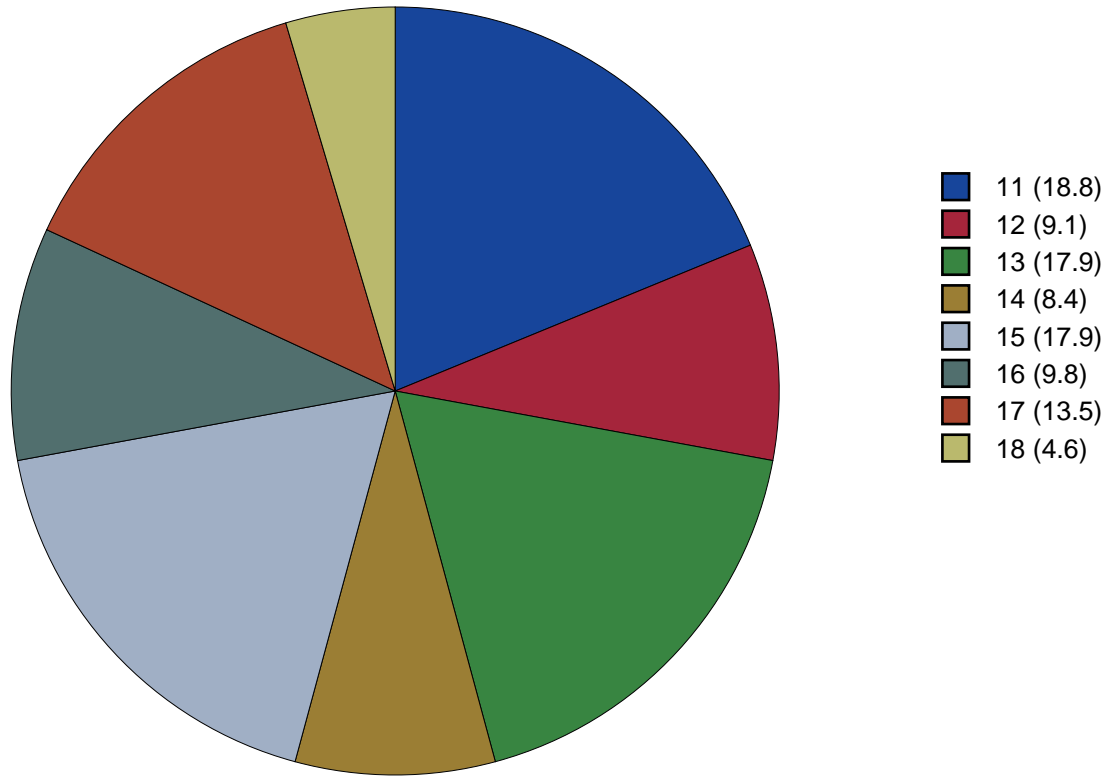


Figure 3: Age Chart

Ethnic Origin Chart

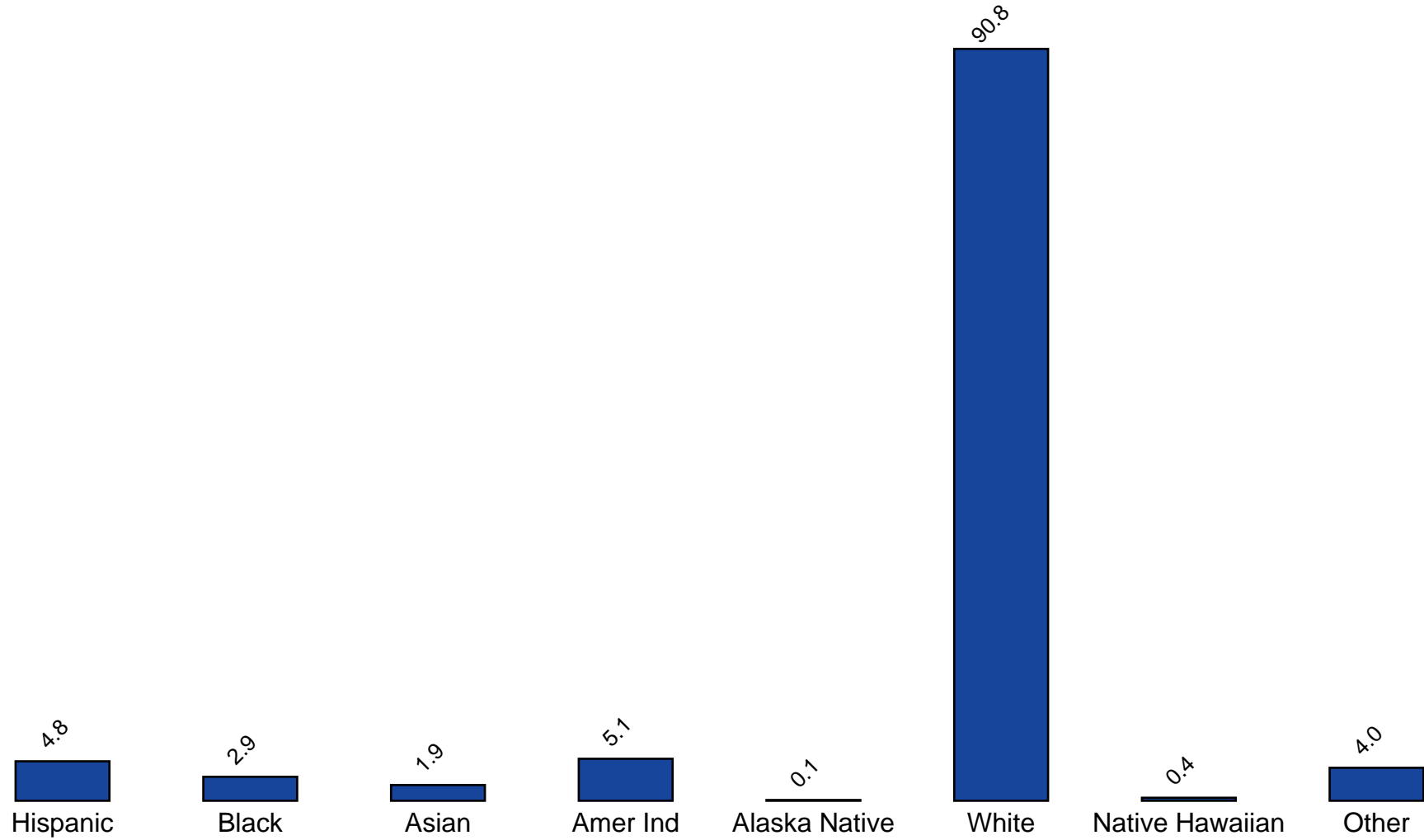


Figure 4: Ethnic Origin Chart

2 PERCENTAGE TABLES

The following tables contain frequency distribution detailing how your students responded to each question on the survey. The tables appear in the same order as the questions on the survey. The tables include breakdowns by grade level as well as overall percentages. The *N of Valid* row is a frequency count of the number of valid responses to each question for each grade and overall. The *N of Miss* row is a frequency count of the number of invalid (marked more than one response) or missing (i.e. did not respond) responses to each question for each grade and overall.

For the questions that allowed more than one response (i.e. race, live with, etc.) each response becomes a separate table. If a student did not mark the response, that was counted as a NO response, and if they did mark the response, that was counted as a YES response. Since a non response is a valid response for these questions, the *N of Miss* will always be zero for these questions.

Table 1: Sex



Response	6	8	10	12	Total	
Male	52.3	45.2	51.8	48.2	49.6	
Female	47.7	54.8	48.2	51.8	50.4	
N of Valid	308	283	309	193	1093	
N of Miss	6	4	0	2	12	

Table 2: Age









Response	6	8	10	12	Total	
10 or younger	0.0	0.0	0.0	0.0	0.0	
11	66.1	0.0	0.0	0.0	18.8	
12	31.9	0.0	0.0	0.0	9.1	
13	1.9	66.6	0.0	0.0	17.9	
14	0.0	31.7	0.3	0.0	8.4	
15	0.0	1.7	62.7	0.0	17.9	
16	0.0	0.0	34.6	1.0	9.8	
17	0.0	0.0	2.0	73.3	13.5	
18	0.0	0.0	0.3	25.6	4.6	
19 or older	0.0	0.0	0.0	0.0	0.0	
N of Valid	313	287	306	195	1101	
N of Miss	1	0	3	0	4	

Table 3: Are you Hispanic or Latino?



Response	6	8	10	12	Total	
No	94.9	96.0	95.0	94.9	95.2	
Yes	5.1	4.0	5.0	5.1	4.8	
N of Valid	277	277	301	195	1050	
N of Miss	37	10	8	0	55	

Table 4: What is your race? Black or African American



Response	6	8	10	12	Total	
No	97.5	96.2	97.7	96.9	97.1	
Yes	2.5	3.8	2.3	3.1	2.9	
N of Valid	314	287	309	195	1105	
N of Miss	0	0	0	0	0	

Table 5: What is your race? Asian



Response	6	8	10	12	Total	
No	98.1	98.6	97.4	98.5	98.1	
Yes	1.9	1.4	2.6	1.5	1.9	
N of Valid	314	287	309	195	1105	
N of Miss	0	0	0	0	0	

Table 6: What is your race? American Indian



Response	6	8	10	12	Total	
No	92.7	95.5	94.2	99.0	94.9	
Yes	7.3	4.5	5.8	1.0	5.1	
N of Valid	314	287	309	195	1105	
N of Miss	0	0	0	0	0	

Table 7: What is your race? Alaska Native



Response	6	8	10	12	Total	
No	100.0	100.0	99.7	100.0	99.9	
Yes	0.0	0.0	0.3	0.0	0.1	
N of Valid	314	287	309	195	1105	
N of Miss	0	0	0	0	0	

Table 8: What is your race? White



Response	6	8	10	12	Total	
No	10.8	10.1	7.8	7.7	9.2	
Yes	89.2	89.9	92.2	92.3	90.8	
N of Valid	314	287	309	195	1105	
N of Miss	0	0	0	0	0	

Table 9: What is your race? Native Hawaiian or Other Pacific Islander



Response	6	8	10	12	Total	
No	99.7	99.7	99.4	100.0	99.6	
Yes	0.3	0.3	0.6	0.0	0.4	
N of Valid	314	287	309	195	1105	
N of Miss	0	0	0	0	0	

Table 10: What is your race? Other



Response	6	8	10	12	Total	
No	95.9	94.8	97.1	96.4	96.0	
Yes	4.1	5.2	2.9	3.6	4.0	
N of Valid	314	287	309	195	1105	
N of Miss	0	0	0	0	0	

Table 11: What is the highest level of schooling completed by your mother or father?

Response	6	8	10	12	Total
Completed grade school or less	2.7	0.7	0.7	1.6	1.4
Some high school	2.7	5.1	8.3	10.6	6.3
Completed high school	13.0	15.6	20.6	21.7	17.3
Some college	5.3	11.6	17.6	19.6	12.9
Completed college	26.2	37.7	31.2	29.6	31.2
Graduate or professional school after college	8.0	9.1	12.0	10.6	9.8
Don't know	40.9	19.6	8.6	3.2	19.6
Does not apply	1.3	0.7	1.0	3.2	1.4
N of Valid	301	276	301	189	1067
N of Miss	13	11	8	6	38

Table 12: Think of where you live most of the time. Which of the following people live there with you? Mother

Response	6	8	10	12	Total
No	15.0	14.6	12.6	20.0	15.1
Yes	85.0	85.4	87.4	80.0	84.9
N of Valid	314	287	309	195	1105
N of Miss	0	0	0	0	0

Table 13: Think of where you live most of the time. Which of the following people live there with you? Stepmother

Response	6	8	10	12	Total
No	91.4	89.9	93.2	92.8	91.8
Yes	8.6	10.1	6.8	7.2	8.2
N of Valid	314	287	309	195	1105
N of Miss	0	0	0	0	0

Table 14: Think of where you live most of the time. Which of the following people live there with you? Foster Mother



Response	6	8	10	12	Total	
No	99.4	99.7	99.0	100.0	99.5	
Yes	0.6	0.3	1.0	0.0	0.5	
N of Valid	314	287	309	195	1105	
N of Miss	0	0	0	0	0	

Table 15: Think of where you live most of the time. Which of the following people live there with you? Grandmother



Response	6	8	10	12	Total	
No	82.8	86.8	93.2	91.8	88.3	
Yes	17.2	13.2	6.8	8.2	11.7	
N of Valid	314	287	309	195	1105	
N of Miss	0	0	0	0	0	

Table 16: Think of where you live most of the time. Which of the following people live there with you? Aunt



Response	6	8	10	12	Total	
No	93.9	97.9	98.4	97.4	96.8	
Yes	6.1	2.1	1.6	2.6	3.2	
N of Valid	314	287	309	195	1105	
N of Miss	0	0	0	0	0	

Table 17: Think of where you live most of the time. Which of the following people live there with you? Father



Response	6	8	10	12	Total	
No	41.1	38.3	35.9	35.4	37.9	
Yes	58.9	61.7	64.1	64.6	62.1	
N of Valid	314	287	309	195	1105	
N of Miss	0	0	0	0	0	

Table 18: Think of where you live most of the time. Which of the following people live there with you? Stepfather



Response	6	8	10	12	Total	
No	81.8	82.2	85.1	84.1	83.3	
Yes	18.2	17.8	14.9	15.9	16.7	
N of Valid	314	287	309	195	1105	
N of Miss	0	0	0	0	0	

Table 19: Think of where you live most of the time. Which of the following people live there with you? Foster Father



Response	6	8	10	12	Total	
No	99.4	99.7	99.4	100.0	99.5	
Yes	0.6	0.3	0.6	0.0	0.5	
N of Valid	314	287	309	195	1105	
N of Miss	0	0	0	0	0	

Table 20: Think of where you live most of the time. Which of the following people live there with you? Grandfather



Response	6	8	10	12	Total	
No	88.5	92.3	94.8	93.8	92.2	
Yes	11.5	7.7	5.2	6.2	7.8	
N of Valid	314	287	309	195	1105	
N of Miss	0	0	0	0	0	

Table 21: Think of where you live most of the time. Which of the following people live there with you? Uncle



Response	6	8	10	12	Total	
No	94.3	97.2	97.4	97.9	96.6	
Yes	5.7	2.8	2.6	2.1	3.4	
N of Valid	314	287	309	195	1105	
N of Miss	0	0	0	0	0	

Table 22: Think of where you live most of the time. Which of the following people live there with you? Other Adults



Response	6	8	10	12	Total	
No	96.8	98.6	98.1	95.4	97.4	
Yes	3.2	1.4	1.9	4.6	2.6	
N of Valid	314	287	309	195	1105	
N of Miss	0	0	0	0	0	

Table 23: Think of where you live most of the time. Which of the following people live there with you? Brother(s)



Response	6	8	10	12	Total	
No	51.0	51.6	63.1	64.1	56.8	
Yes	49.0	48.4	36.9	35.9	43.2	
N of Valid	314	287	309	195	1105	
N of Miss	0	0	0	0	0	

Table 24: Think of where you live most of the time. Which of the following people live there with you? Stepbrother(s)



Response	6	8	10	12	Total	
No	94.3	92.3	96.4	97.9	95.0	
Yes	5.7	7.7	3.6	2.1	5.0	
N of Valid	314	287	309	195	1105	
N of Miss	0	0	0	0	0	

Table 25: Think of where you live most of the time. Which of the following people live there with you? Sister(s)



Response	6	8	10	12	Total	
No	62.1	61.0	64.4	62.1	62.4	
Yes	37.9	39.0	35.6	37.9	37.6	
N of Valid	314	287	309	195	1105	
N of Miss	0	0	0	0	0	

Table 26: Think of where you live most of the time. Which of the following people live there with you? Stepsister(s)

Response	6	8	10	12	Total	
No	93.9	92.7	97.7	95.4	94.9	
Yes	6.1	7.3	2.3	4.6	5.1	
N of Valid	314	287	309	195	1105	
N of Miss	0	0	0	0	0	

Table 27: Think of where you live most of the time. Which of the following people live there with you? Other Children

Response	6	8	10	12	Total	
No	97.1	96.9	96.4	92.3	96.0	
Yes	2.9	3.1	3.6	7.7	4.0	
N of Valid	314	287	309	195	1105	
N of Miss	0	0	0	0	0	

Table 28: In my school, students have lots of chances to help decide things like class activities and rules.

Response	6	8	10	12	Total	
NO!	13.4	7.0	14.1	20.4	13.1	
no	44.6	25.0	35.0	38.7	35.8	
yes	34.5	61.3	44.4	35.6	44.5	
YES!	7.5	6.7	6.5	5.2	6.6	
N of Valid	307	284	306	191	1088	
N of Miss	7	3	3	4	17	

Table 29: Teachers ask me to work on special classroom projects.

Response	6	8	10	12	Total	
NO!	9.1	4.9	11.5	7.9	8.5	
no	38.3	36.0	47.5	40.0	40.6	
yes	44.5	50.2	37.7	41.1	43.5	
YES!	8.1	8.8	3.3	11.1	7.5	
N of Valid	308	283	305	190	1086	
N of Miss	6	4	4	5	19	

Table 30: My teacher(s) notices when I am doing a good job and lets me know about it.

Response	6	8	10	12	Total
NO!	3.9	5.3	5.6	8.9	5.6
no	20.8	19.7	23.8	23.4	21.8
yes	57.0	49.3	58.7	54.7	55.1
YES!	18.2	25.7	11.9	13.0	17.5
N of Valid	307	284	303	192	1086
N of Miss	7	3	6	3	19

Table 31: There are lots of chances for students in my school to get involved in sports, clubs, and other school activities outside of class.

Response	6	8	10	12	Total
NO!	6.9	2.1	2.9	3.1	3.9
no	16.3	6.4	7.2	10.9	10.2
yes	44.8	39.0	45.1	49.5	44.2
YES!	32.0	52.5	44.8	36.5	41.7
N of Valid	306	282	306	192	1086
N of Miss	8	5	3	3	19

Table 32: There are lots of chances for students in my school to talk with a teacher one-on-one.

Response	6	8	10	12	Total
NO!	1.6	4.2	6.6	6.8	4.6
no	13.7	21.4	30.5	21.9	21.9
yes	52.3	47.7	47.9	56.2	50.6
YES!	32.4	26.7	15.1	15.1	23.0
N of Valid	306	285	305	192	1088
N of Miss	8	2	4	3	17

Table 33: I feel safe at my school.

Response	6	8	10	12	Total
NO!	1.0	3.2	4.9	7.8	3.9
no	8.2	9.9	14.8	12.5	11.3
yes	42.1	54.4	59.7	56.8	52.9
YES!	48.7	32.5	20.7	22.9	32.0
N of Valid	304	283	305	192	1084
N of Miss	10	4	4	3	21

Table 34: The school lets my parents know when I have done something well.

Response	6	8	10	12	Total
NO!	8.9	19.0	24.7	25.3	18.9
no	41.9	44.4	50.0	42.1	44.9
yes	37.3	28.2	22.7	24.7	28.6
YES!	11.9	8.5	2.6	7.9	7.7
N of Valid	303	284	304	190	1081
N of Miss	11	3	5	5	24

Table 35: My teachers praise me when I work hard in school.

Response	6	8	10	12	Total
NO!	18.0	11.4	13.8	17.2	15.0
no	43.9	37.7	44.7	40.1	41.9
yes	31.5	39.9	35.9	35.9	35.7
YES!	6.6	11.0	5.6	6.8	7.5
N of Valid	305	281	304	192	1082
N of Miss	9	6	5	3	23

Table 36: Are your school grades better than the grades of most students in your class?

Response	6	8	10	12	Total
NO!	9.8	8.3	4.9	5.2	7.2
no	31.1	27.3	30.4	20.2	28.0
yes	45.9	48.6	51.6	57.5	50.3
YES!	13.1	15.8	13.1	17.1	14.5
N of Valid	305	278	306	193	1082
N of Miss	9	9	3	2	23

Table 37: I have lots of chances to be part of class discussions or activities.

Response	6	8	10	12	Total
NO!	1.3	4.9	3.3	3.1	3.1
no	14.3	8.8	13.1	13.0	12.3
yes	53.4	56.5	63.6	71.5	60.3
YES!	30.9	29.7	20.0	12.4	24.3
N of Valid	307	283	305	193	1088
N of Miss	7	4	4	2	17

Table 38: Now thinking back over the past year in school, how often did you: enjoy being in school?

Response	6	8	10	12	Total
Never	5.9	6.4	12.3	13.5	9.2
Seldom	8.8	13.8	15.9	22.4	14.5
Sometimes	35.2	43.6	39.9	34.9	38.7
Often	26.4	23.4	26.3	21.9	24.8
Almost always	23.8	12.8	5.5	7.3	12.9
N of Valid	307	282	308	192	1089
N of Miss	7	5	1	3	16

Table 39: Now thinking back over the past year in school, how often did you: hate being in school?






Response	6	8	10	12	Total	
Never	14.2	6.5	3.9	4.2	7.5	
Seldom	36.3	26.2	20.1	16.2	25.5	
Sometimes	26.1	35.1	41.2	31.4	33.7	
Often	12.2	22.6	20.8	29.3	20.4	
Almost always	11.2	9.7	14.0	18.8	13.0	
N of Valid	303	279	308	191	1081	
N of Miss	11	8	1	4	24	

Table 40: Now thinking back over the past year in school, how often did you: try to do your best work in school?






Response	6	8	10	12	Total	
Never	0.7	0.0	0.0	0.5	0.3	
Seldom	0.3	1.8	2.0	3.7	1.8	
Sometimes	3.7	7.1	12.4	17.3	9.5	
Often	17.2	26.8	33.9	31.9	27.1	
Almost always	78.1	64.3	51.8	46.6	61.4	
N of Valid	297	280	307	191	1075	
N of Miss	17	7	2	4	30	

Table 41: How often do you feel that the school work you are assigned is meaningful and important?






Response	6	8	10	12	Total	
Never	7.2	4.7	7.8	9.9	7.2	
Seldom	10.2	18.3	24.1	31.4	20.0	
Sometimes	24.9	32.4	35.5	34.0	31.5	
Often	28.5	31.7	25.7	16.8	26.5	
Almost always	29.2	12.9	6.8	7.9	14.9	
N of Valid	305	278	307	191	1081	
N of Miss	9	9	2	4	24	

Table 42: Putting them all together, what were your grades like last year?

Response	6	8	10	12	Total
Mostly F's	1.7	0.0	0.3	0.0	0.6
Mostly D's	2.7	2.2	2.3	2.1	2.4
Mostly C's	6.8	10.0	21.1	12.2	12.7
Mostly B's	30.1	35.4	35.2	42.0	35.1
Mostly A's	58.6	52.4	41.1	43.6	49.3
N of Valid	292	271	304	188	1055
N of Miss	22	16	5	7	50

Table 43: How important do you think the things you are learning in school are going to be for your later life?

Response	6	8	10	12	Total
Very important	48.1	22.5	16.5	11.9	26.1
Quite important	30.2	25.7	22.0	20.7	25.0
Fairly important	13.0	30.0	31.7	31.1	25.9
Slightly important	7.5	17.9	24.6	28.5	18.7
Not at all important	1.3	3.9	5.2	7.8	4.2
N of Valid	308	280	309	193	1090
N of Miss	6	7	0	2	15

Table 44: Do your parents care about your skipping or cutting school?

Response	6	8	10	12	Total
Yes	96.8	97.5	96.7	89.1	95.6
No	3.2	2.5	3.3	10.9	4.4
N of Valid	308	280	307	193	1088
N of Miss	6	7	2	2	17

Table 45: During the LAST FOUR WEEKS how many whole days of school have you missed because you skipped or 'cut'?








Response	6	8	10	12	Total	
None	69.1	77.1	76.2	72.5	73.8	
1	12.4	9.3	11.1	11.4	11.0	
2	8.1	6.5	4.9	7.3	6.6	
3	4.2	2.9	2.9	4.1	3.5	
4-5	5.2	2.9	3.9	2.1	3.7	
6-10	0.3	0.4	0.3	0.5	0.4	
11 or more	0.7	1.1	0.7	2.1	1.0	
N of Valid	307	279	307	193	1086	
N of Miss	7	8	2	2	19	

Table 46: What are the chances you would be seen as cool if you: smoked cigarettes?






Response	6	8	10	12	Total	
No or very little chance	91.7	82.8	54.1	57.6	72.6	
Little chance	5.3	9.7	20.2	17.3	12.8	
Some chance	0.3	5.7	16.0	13.6	8.5	
Pretty good chance	1.3	0.4	5.9	5.8	3.2	
Very good chance	1.3	1.4	3.9	5.8	2.9	
N of Valid	301	279	307	191	1078	
N of Miss	13	8	2	4	27	

Table 47: What are the chances you would be seen as cool if you: worked hard at school?






Response	6	8	10	12	Total	
No or very little chance	4.7	7.6	12.4	11.5	8.8	
Little chance	6.0	12.3	19.9	21.4	14.3	
Some chance	14.3	18.5	28.0	32.8	22.6	
Pretty good chance	31.6	28.6	26.7	19.3	27.2	
Very good chance	43.5	33.0	13.0	15.1	27.0	
N of Valid	301	276	307	192	1076	
N of Miss	13	11	2	3	29	

Table 48: What are the chances you would be seen as cool if you: began drinking alcoholic beverages regularly, that is, at least once or twice a month?






Response	6	8	10	12	Total	
No or very little chance	90.3	77.7	36.3	39.6	62.6	
Little chance	5.3	11.5	19.9	13.0	12.5	
Some chance	1.3	5.8	19.6	20.3	11.1	
Pretty good chance	2.3	4.0	17.3	14.1	9.1	
Very good chance	0.7	1.1	6.9	13.0	4.7	
N of Valid	300	278	306	192	1076	
N of Miss	14	9	3	3	29	

Table 49: What are the chances you would be seen as cool if you: defended someone who was being bullied?






Response	6	8	10	12	Total	
No or very little chance	5.6	7.9	13.4	11.5	9.5	
Little chance	7.9	7.6	15.0	14.1	10.9	
Some chance	15.5	17.3	24.1	31.4	21.2	
Pretty good chance	23.8	35.3	28.7	24.1	28.2	
Very good chance	47.2	32.0	18.9	18.8	30.2	
N of Valid	303	278	307	191	1079	
N of Miss	11	9	2	4	26	

Table 50: What are the chances you would be seen as cool if you: smoked marijuana?






Response	6	8	10	12	Total	
No or very little chance	93.7	79.5	46.9	41.4	67.4	
Little chance	2.3	9.7	13.0	11.5	8.9	
Some chance	1.7	5.8	14.0	18.3	9.2	
Pretty good chance	1.0	3.2	13.7	13.1	7.3	
Very good chance	1.3	1.8	12.4	15.7	7.2	
N of Valid	300	278	307	191	1076	
N of Miss	14	9	2	4	29	

Table 51: What are the chances you would be seen as cool if you: carried a handgun?






Response	6	8	10	12	Total	
No or very little chance	79.7	84.1	67.4	63.9	74.5	
Little chance	9.7	9.0	13.7	19.9	12.5	
Some chance	4.7	1.8	11.7	10.5	7.0	
Pretty good chance	3.7	2.5	4.2	2.6	3.3	
Very good chance	2.3	2.5	2.9	3.1	2.7	
N of Valid	300	277	307	191	1075	
N of Miss	14	10	2	4	30	

Table 52: What are the chances you would be seen as cool if you: used e-cigarettes, e-cigars or e-hookahs?






Response	6	8	10	12	Total	
No or very little chance	93.0	80.2	47.2	43.2	67.7	
Little chance	4.7	11.2	12.7	16.1	10.7	
Some chance	0.3	3.6	13.0	17.2	7.8	
Pretty good chance	1.0	3.6	17.6	12.5	8.5	
Very good chance	1.0	1.4	9.4	10.9	5.3	
N of Valid	298	278	307	192	1075	
N of Miss	16	9	2	3	30	

Table 53: What are the chances you would be seen as cool if you: bullied someone or cyber bullied someone?






Response	6	8	10	12	Total	
No or very little chance	89.4	85.6	73.1	66.5	79.7	
Little chance	7.6	7.6	12.3	16.2	10.5	
Some chance	1.7	2.5	10.1	12.6	6.2	
Pretty good chance	0.7	1.8	2.6	4.2	2.1	
Very good chance	0.7	2.5	1.9	0.5	1.5	
N of Valid	301	278	308	191	1078	
N of Miss	13	9	1	4	27	

Table 54: Think of your four best friends (the friends you feel closest to). In the past year (12 months), how many of your best friends have: participated in clubs, organizations or activities at school?






Response	6	8	10	12	Total	
0	18.9	9.1	12.1	11.6	13.1	
1	17.2	15.7	12.1	13.7	14.7	
2	17.5	17.5	17.3	15.3	17.1	
3	16.6	12.8	16.3	15.3	15.3	
4	29.8	44.9	42.3	44.2	39.8	
N of Valid	302	274	307	190	1073	
N of Miss	12	13	2	5	32	

Table 55: Think of your four best friends (the friends you feel closest to). In the past year (12 months), how many of your best friends have: smoked cigarettes?






Response	6	8	10	12	Total	
0	97.3	83.7	59.3	57.1	75.9	
1	1.7	9.8	13.4	16.8	9.8	
2	0.7	2.5	10.5	12.0	6.0	
3	0.3	1.8	7.5	5.8	3.7	
4	0.0	2.2	9.2	8.4	4.7	
N of Valid	301	276	305	191	1073	
N of Miss	13	11	4	4	32	

Table 56: Think of your four best friends (the friends you feel closest to). In the past year (12 months), how many of your best friends have: tried beer, wine or hard liquor (for example, vodka, whiskey, or gin) when their parents didn't know about it?






Response	6	8	10	12	Total	
0	91.1	76.6	39.1	27.2	61.3	
1	5.9	11.3	16.4	19.4	12.7	
2	2.0	4.7	12.5	14.1	7.8	
3	0.3	2.9	8.9	12.6	5.6	
4	0.7	4.4	23.0	26.7	12.6	
N of Valid	303	274	304	191	1072	
N of Miss	11	13	5	4	33	

Table 57: Think of your four best friends (the friends you feel closest to). In the past year (12 months), how many of your best friends have: used e-cigarettes, e-cigars, or e-hookahs?






Response	6	8	10	12	Total	
0	99.3	85.1	59.2	59.7	77.2	
1	0.7	8.7	12.8	14.1	8.6	
2	0.0	2.9	8.6	9.9	5.0	
3	0.0	1.8	5.6	4.2	2.8	
4	0.0	1.5	13.8	12.0	6.4	
N of Valid	300	275	304	191	1070	
N of Miss	14	12	5	4	35	

Table 58: Think of your four best friends (the friends you feel closest to). In the past year (12 months), how many of your best friends have: used marijuana?






Response	6	8	10	12	Total	
0	97.7	86.2	61.6	52.9	76.5	
1	1.7	8.4	13.9	16.2	9.4	
2	0.3	2.9	7.6	12.6	5.2	
3	0.3	1.8	3.3	5.8	2.5	
4	0.0	0.7	13.6	12.6	6.3	
N of Valid	301	275	302	191	1069	
N of Miss	13	12	7	4	36	

Table 59: Think of your four best friends (the friends you feel closest to). In the past year (12 months), how many of your best friends have: used prescription drugs or non-prescription drugs for the purpose of getting high?






Response	6	8	10	12	Total	
0	98.3	93.4	79.7	79.1	88.3	
1	1.0	4.0	7.9	9.9	5.3	
2	0.3	1.1	2.3	5.2	2.0	
3	0.3	1.5	3.6	1.6	1.8	
4	0.0	0.0	6.6	4.2	2.6	
N of Valid	302	274	305	191	1072	
N of Miss	12	13	4	4	33	

Table 60: Think of your four best friends (the friends you feel closest to). In the past year (12 months), how many of your best friends have: used synthetic marijuana (K2, spice) or bath salts?






Response	6	8	10	12	Total	
0	99.3	95.3	86.9	89.5	93.0	
1	0.7	3.6	5.2	6.8	3.8	
2	0.0	0.4	3.6	1.6	1.4	
3	0.0	0.7	1.0	0.0	0.5	
4	0.0	0.0	3.3	2.1	1.3	
N of Valid	302	277	305	191	1075	
N of Miss	12	10	4	4	30	

Table 61: Think of your four best friends (the friends you feel closest to). In the past year (12 months), how many of your best friends have: used LSD, cocaine, amphetamines, or other illegal drugs?






Response	6	8	10	12	Total	
0	99.0	97.5	85.8	87.4	92.8	
1	1.0	1.5	6.9	5.2	3.6	
2	0.0	0.4	4.3	3.1	1.9	
3	0.0	0.4	0.3	1.0	0.4	
4	0.0	0.4	2.6	3.1	1.4	
N of Valid	301	275	303	191	1070	
N of Miss	13	12	6	4	35	

Table 62: Think of your four best friends (the friends you feel closest to). In the past year (12 months), how many of your best friends have: been bullied?






Response	6	8	10	12	Total	
0	40.2	42.0	53.9	63.0	48.6	
1	25.6	24.6	19.3	13.8	21.5	
2	15.0	14.9	11.4	12.7	13.5	
3	7.0	7.2	6.9	3.7	6.4	
4	12.3	11.2	8.5	6.9	10.0	
N of Valid	301	276	306	189	1072	
N of Miss	13	11	3	6	33	

Table 63: Think of your four best friends (the friends you feel closest to). In the past year (12 months), how many of your best friends have: been suspended from school?






Response	6	8	10	12	Total	
0	76.8	64.1	68.6	73.8	70.7	
1	16.9	23.6	13.5	12.6	16.9	
2	4.6	5.8	7.9	6.8	6.2	
3	0.3	2.2	3.6	3.1	2.2	
4	1.3	4.3	6.3	3.7	3.9	
N of Valid	302	276	303	191	1072	
N of Miss	12	11	6	4	33	

Table 64: Think of your four best friends (the friends you feel closest to). In the past year (12 months), how many of your best friends have: carried a handgun?






Response	6	8	10	12	Total	
0	97.0	96.0	91.1	93.2	94.4	
1	1.0	2.5	4.6	2.6	2.7	
2	0.7	0.7	1.3	1.6	1.0	
3	0.0	0.4	0.7	0.5	0.4	
4	1.3	0.4	2.3	2.1	1.5	
N of Valid	302	275	304	190	1071	
N of Miss	12	12	5	5	34	

Table 65: Think of your four best friends (the friends you feel closest to). In the past year (12 months), how many of your best friends have: sold illegal drugs?






Response	6	8	10	12	Total	
0	99.3	93.8	82.1	75.9	88.9	
1	0.3	3.3	8.3	11.0	5.2	
2	0.0	1.8	3.6	6.3	2.6	
3	0.3	0.0	1.7	3.1	1.1	
4	0.0	1.1	4.3	3.7	2.2	
N of Valid	301	274	302	191	1068	
N of Miss	13	13	7	4	37	

Table 66: Think of your four best friends (the friends you feel closest to). In the past year (12 months), how many of your best friends have: regularly attended religious services?






Response	6	8	10	12	Total	
0	30.9	20.9	13.2	17.4	20.8	
1	8.6	9.0	11.2	12.6	10.2	
2	9.6	14.1	14.5	20.5	14.1	
3	11.0	13.7	22.0	27.9	17.9	
4	39.9	42.2	39.1	21.6	37.0	
N of Valid	291	277	304	190	1062	
N of Miss	23	10	5	5	43	

Table 67: Think of your four best friends (the friends you feel closest to). In the past year (12 months), how many of your best friends have: stolen or tried to steal a motor vehicle such as a car or motorcycle?






Response	6	8	10	12	Total	
0	97.7	97.1	92.8	93.8	95.4	
1	1.3	2.2	4.3	3.6	2.8	
2	0.0	0.4	1.3	0.5	0.6	
3	0.7	0.0	0.7	0.0	0.4	
4	0.3	0.4	1.0	2.1	0.8	
N of Valid	303	276	304	192	1075	
N of Miss	11	11	5	3	30	

Table 68: Think of your four best friends (the friends you feel closest to). In the past year (12 months), how many of your best friends have: been arrested?






Response	6	8	10	12	Total	
0	96.4	87.9	82.9	87.4	88.8	
1	2.6	8.8	8.9	4.2	6.3	
2	0.7	1.1	5.3	4.2	2.7	
3	0.0	1.1	1.3	1.6	0.9	
4	0.3	1.1	1.6	2.6	1.3	
N of Valid	303	273	304	191	1071	
N of Miss	11	14	5	4	34	

Table 69: Think of your four best friends (the friends you feel closest to). In the past year (12 months), how many of your best friends have: dropped out of school?

Response	6	8	10	12	Total	
0	96.0	97.8	87.2	91.1	93.1	
1	3.0	1.8	8.5	4.7	4.6	
2	0.7	0.0	2.6	1.6	1.2	
3	0.0	0.4	0.7	1.0	0.5	
4	0.3	0.0	1.0	1.6	0.7	
N of Valid	302	275	305	191	1073	
N of Miss	12	12	4	4	32	

Table 70: Think of your four best friends (the friends you feel closest to). In the past year (12 months), how many of your best friends have: been members of a gang?

Response	6	8	10	12	Total	
0	92.7	93.1	88.9	95.8	92.3	
1	4.3	5.8	5.9	2.6	4.8	
2	0.3	0.4	2.3	0.0	0.8	
3	0.7	0.0	0.7	0.0	0.4	
4	2.0	0.7	2.3	1.6	1.7	
N of Valid	303	274	305	191	1073	
N of Miss	11	13	4	4	32	

Table 71: How old were you when you first: smoked marijuana?

Response	6	8	10	12	Total	
Never	99.3	93.5	79.2	73.0	87.4	
10 or younger	0.3	0.7	1.6	0.5	0.8	
11	0.0	0.4	1.3	0.5	0.6	
12	0.3	2.2	2.3	3.2	1.9	
13	0.0	2.5	3.6	5.3	2.6	
14	0.0	0.4	6.5	2.6	2.4	
15	0.0	0.4	4.6	5.8	2.4	
16	0.0	0.0	1.0	6.3	1.4	
17 or older	0.0	0.0	0.0	2.6	0.5	
N of Valid	304	275	307	189	1075	
N of Miss	10	12	2	6	30	

Table 72: How old were you when you first: smoked a cigarette, even just a puff?










Response	6	8	10	12	Total	
Never	96.7	84.4	60.8	59.9	76.8	
10 or younger	2.0	4.4	7.8	5.7	4.9	
11	1.0	3.3	4.2	3.1	2.9	
12	0.3	1.8	4.9	4.7	2.8	
13	0.0	5.5	8.2	4.2	4.5	
14	0.0	0.7	6.9	4.7	3.0	
15	0.0	0.0	6.2	7.3	3.1	
16	0.0	0.0	1.0	4.7	1.1	
17 or older	0.0	0.0	0.0	5.7	1.0	
N of Valid	304	275	306	192	1077	
N of Miss	10	12	3	3	28	

Table 73: How old were you when you first: had more than a sip or two of beer, wine or hard liquor (for example, vodka, whiskey, or gin)?










Response	6	8	10	12	Total	
Never	88.1	74.8	43.5	37.7	63.0	
10 or younger	8.3	7.3	8.5	4.7	7.4	
11	2.6	2.9	2.9	1.6	2.6	
12	1.0	6.6	7.8	7.3	5.5	
13	0.0	6.9	11.4	7.3	6.3	
14	0.0	1.5	13.4	6.8	5.4	
15	0.0	0.0	11.4	13.1	5.6	
16	0.0	0.0	0.7	14.7	2.8	
17 or older	0.0	0.0	0.3	6.8	1.3	
N of Valid	303	274	306	191	1074	
N of Miss	11	13	3	4	31	

Table 74: How old were you when you first: began drinking alcoholic beverages regularly, that is, at least once or twice a month?










Response	6	8	10	12	Total	
Never	99.3	96.0	77.0	74.0	87.6	
10 or younger	0.7	0.4	1.0	0.5	0.7	
11	0.0	0.0	0.7	0.5	0.3	
12	0.0	1.1	1.0	0.5	0.7	
13	0.0	2.2	2.6	3.1	1.9	
14	0.0	0.4	7.9	2.1	2.7	
15	0.0	0.0	7.2	5.7	3.1	
16	0.0	0.0	2.6	9.4	2.4	
17 or older	0.0	0.0	0.0	4.2	0.7	
N of Valid	305	275	304	192	1076	
N of Miss	9	12	5	3	29	

Table 75: How old were you when you first: used Daztrex?


Response	6	8	10	12	Total	
Never	100.0	100.0	100.0	100.0	100.0	
10 or younger	0.0	0.0	0.0	0.0	0.0	
11	0.0	0.0	0.0	0.0	0.0	
12	0.0	0.0	0.0	0.0	0.0	
13	0.0	0.0	0.0	0.0	0.0	
14	0.0	0.0	0.0	0.0	0.0	
15	0.0	0.0	0.0	0.0	0.0	
16	0.0	0.0	0.0	0.0	0.0	
17 or older	0.0	0.0	0.0	0.0	0.0	
N of Valid	300	273	306	191	1070	
N of Miss	14	14	3	4	35	

Table 76: How old were you when you first: got suspended from school?










Response	6	8	10	12	Total	
Never	91.8	84.0	77.9	81.2	84.0	
10 or younger	5.3	3.3	5.6	4.2	4.7	
11	2.0	3.6	5.0	1.0	3.1	
12	1.0	3.6	3.0	1.6	2.3	
13	0.0	3.3	4.3	4.2	2.8	
14	0.0	1.8	3.3	2.1	1.8	
15	0.0	0.4	1.0	3.6	1.0	
16	0.0	0.0	0.0	1.6	0.3	
17 or older	0.0	0.0	0.0	0.5	0.1	
N of Valid	304	275	303	192	1074	
N of Miss	10	12	6	3	31	

Table 77: How old were you when you first: got arrested?










Response	6	8	10	12	Total	
Never	100.0	96.7	96.1	95.8	97.3	
10 or younger	0.0	0.0	0.3	0.5	0.2	
11	0.0	0.0	0.3	0.0	0.1	
12	0.0	0.4	1.0	0.5	0.5	
13	0.0	2.2	0.3	0.5	0.7	
14	0.0	0.7	1.3	0.0	0.6	
15	0.0	0.0	0.3	0.5	0.2	
16	0.0	0.0	0.3	1.6	0.4	
17 or older	0.0	0.0	0.0	0.5	0.1	
N of Valid	304	274	304	190	1072	
N of Miss	10	13	5	5	33	

Table 78: How old were you when you first: carried a handgun?









Response	6	8	10	12	Total	
Never	96.4	95.3	92.8	93.2	94.5	
10 or younger	0.7	1.8	1.3	3.1	1.6	
11	2.3	1.1	0.3	0.5	1.1	
12	0.7	0.4	0.7	0.5	0.6	
13	0.0	1.1	2.3	0.0	0.9	
14	0.0	0.4	2.0	0.5	0.7	
15	0.0	0.0	0.3	0.5	0.2	
16	0.0	0.0	0.3	1.6	0.4	
17 or older	0.0	0.0	0.0	0.0	0.0	
N of Valid	304	274	304	191	1073	
N of Miss	10	13	5	4	32	

Table 79: How old were you when you first: used e-cigarettes, e-cigars, or e-hookahs?










Response	6	8	10	12	Total	
Never	99.0	89.1	69.9	70.5	83.1	
10 or younger	0.0	0.7	1.3	0.0	0.6	
11	1.0	1.8	0.7	0.0	0.9	
12	0.0	1.5	2.3	1.1	1.2	
13	0.0	6.2	4.6	1.1	3.1	
14	0.0	0.4	9.2	3.2	3.3	
15	0.0	0.4	9.8	5.8	3.9	
16	0.0	0.0	2.0	12.6	2.8	
17 or older	0.0	0.0	0.3	5.8	1.1	
N of Valid	303	274	306	190	1073	
N of Miss	11	13	3	5	32	

Table 80: How old were you when you first: belonged to a gang?










Response	6	8	10	12	Total	
Never	97.4	97.8	96.4	98.9	97.5	
10 or younger	1.3	0.4	0.3	0.0	0.6	
11	1.0	0.0	0.0	0.0	0.3	
12	0.3	0.4	0.3	0.0	0.3	
13	0.0	1.1	0.0	0.0	0.3	
14	0.0	0.4	1.3	0.0	0.5	
15	0.0	0.0	1.0	0.0	0.3	
16	0.0	0.0	0.7	0.5	0.3	
17 or older	0.0	0.0	0.0	0.5	0.1	
N of Valid	302	272	305	190	1069	
N of Miss	12	15	4	5	36	

Table 81: How old were you when you first: used prescription drugs not prescribed to you?










Response	6	8	10	12	Total	
Never	99.0	97.5	89.5	88.0	94.0	
10 or younger	0.3	0.7	0.0	1.6	0.6	
11	0.7	0.4	0.3	0.0	0.4	
12	0.0	0.4	1.6	0.0	0.6	
13	0.0	0.7	3.3	1.0	1.3	
14	0.0	0.4	2.6	4.2	1.6	
15	0.0	0.0	2.0	1.0	0.7	
16	0.0	0.0	0.7	2.1	0.6	
17 or older	0.0	0.0	0.0	2.1	0.4	
N of Valid	305	275	306	191	1077	
N of Miss	9	12	3	4	28	

Table 82: How wrong do you think it is for someone your age to: take a handgun to school?

Response	6	8	10	12	Total	
Very wrong	90.2	87.5	88.2	83.0	87.7	
Wrong	7.8	9.6	8.2	12.4	9.2	
A little bit wrong	1.6	2.5	2.6	2.1	2.2	
Not at all wrong	0.3	0.4	1.0	2.6	0.9	
N of Valid	306	280	306	194	1086	
N of Miss	8	7	3	1	19	

Table 83: How wrong do you think it is for someone your age to: steal anything?

Response	6	8	10	12	Total	
Very wrong	74.7	74.6	62.5	76.2	71.5	
Wrong	20.1	20.7	32.6	18.7	23.5	
A little bit wrong	4.9	4.3	3.9	4.1	4.3	
Not at all wrong	0.3	0.4	1.0	1.0	0.6	
N of Valid	304	280	304	193	1081	
N of Miss	10	7	5	2	24	

Table 84: How wrong do you think it is for someone your age to: pick a fight with someone?

Response	6	8	10	12	Total	
Very wrong	58.2	45.7	36.7	43.5	46.3	
Wrong	28.0	34.5	37.7	36.1	33.9	
A little bit wrong	10.9	16.5	21.6	16.8	16.4	
Not at all wrong	3.0	3.2	3.9	3.7	3.4	
N of Valid	304	278	305	191	1078	
N of Miss	10	9	4	4	27	

Table 85: How wrong do you think it is for someone your age to: attack someone with the idea of seriously hurting them?





Response	6	8	10	12	Total	
Very wrong	89.7	82.4	73.3	73.8	80.3	
Wrong	6.3	15.1	17.9	17.8	13.9	
A little bit wrong	3.0	2.2	6.8	5.2	4.3	
Not at all wrong	1.0	0.4	2.0	3.1	1.5	
N of Valid	301	279	307	191	1078	
N of Miss	13	8	2	4	27	

Table 86: How wrong do you think it is for someone your age to: stay away from school all day when their parents think they are at school?





Response	6	8	10	12	Total	
Very wrong	84.9	72.1	55.4	48.4	66.8	
Wrong	11.5	22.1	30.6	32.3	23.4	
A little bit wrong	2.3	5.0	11.1	12.5	7.3	
Not at all wrong	1.3	0.7	2.9	6.8	2.6	
N of Valid	304	280	307	192	1083	
N of Miss	10	7	2	3	22	

Table 87: How wrong do you think it is for someone your age to: drink beer, wine or hard liquor (for example, vodka, whiskey, or gin) regularly?





Response	6	8	10	12	Total	
Very wrong	93.1	78.2	48.4	37.5	66.8	
Wrong	4.9	12.5	19.9	28.6	15.3	
A little bit wrong	1.6	7.9	20.9	21.9	12.3	
Not at all wrong	0.3	1.4	10.8	12.0	5.6	
N of Valid	306	280	306	192	1084	
N of Miss	8	7	3	3	21	

Table 88: How wrong do you think it is for someone your age to: smoke cigarettes?





Response	6	8	10	12	Total	
Very wrong	94.8	81.6	55.1	45.3	71.4	
Wrong	4.6	11.2	18.7	26.0	14.1	
A little bit wrong	0.3	5.8	16.4	15.6	9.0	
Not at all wrong	0.3	1.4	9.8	13.0	5.6	
N of Valid	305	277	305	192	1079	
N of Miss	9	10	4	3	26	

Table 89: How wrong do you think it is for someone your age to: smoke marijuana?





Response	6	8	10	12	Total	
Very wrong	95.7	83.0	57.2	51.3	73.6	
Wrong	2.6	9.0	19.1	21.8	12.3	
A little bit wrong	1.0	5.1	10.2	9.3	6.1	
Not at all wrong	0.7	2.9	13.5	17.6	7.9	
N of Valid	303	277	304	193	1077	
N of Miss	11	10	5	2	28	

Table 90: How wrong do you think it is for someone your age to: use prescription drugs or non-prescription drugs for the purpose of getting high?





Response	6	8	10	12	Total	
Very wrong	95.1	90.3	76.1	76.2	85.1	
Wrong	4.6	8.2	16.7	19.2	11.5	
A little bit wrong	0.0	1.4	4.2	3.1	2.1	
Not at all wrong	0.3	0.0	2.9	1.6	1.2	
N of Valid	305	279	306	193	1083	
N of Miss	9	8	3	2	22	

Table 91: How wrong do you think it is for someone your age to: use synthetic marijuana (K2, spice) or bath salts?





Response	6	8	10	12	Total	
Very wrong	94.4	91.4	81.9	80.7	87.7	
Wrong	4.3	7.2	13.5	14.6	9.5	
A little bit wrong	0.7	1.1	3.3	2.6	1.9	
Not at all wrong	0.7	0.4	1.3	2.1	1.0	
N of Valid	304	278	304	192	1078	
N of Miss	10	9	5	3	27	

Table 92: How wrong do you think it is for someone your age to: use LSD, cocaine, amphetamines or another illegal drug?





Response	6	8	10	12	Total	
Very wrong	97.0	93.5	87.5	85.5	91.4	
Wrong	2.6	5.4	8.6	10.4	6.4	
A little bit wrong	0.0	1.1	3.0	1.0	1.3	
Not at all wrong	0.3	0.0	1.0	3.1	0.9	
N of Valid	305	279	304	193	1081	
N of Miss	9	8	5	2	24	

Table 93: How wrong do you think it is for someone your age to: use e-cigarettes, e-cigars or e-hookahs?





Response	6	8	10	12	Total	
Very wrong	93.1	74.9	53.0	47.7	69.0	
Wrong	4.6	15.1	18.1	18.1	13.5	
A little bit wrong	2.0	6.8	16.1	15.5	9.6	
Not at all wrong	0.3	3.2	12.8	18.7	7.9	
N of Valid	303	279	304	193	1079	
N of Miss	11	8	5	2	26	

Table 94: At school during the past 12 months, did you receive help from the resource teacher, speech therapist or other special education teacher?



Response	6	8	10	12	Total	
No	74.0	91.2	92.3	97.1	87.9	
Yes	26.0	8.8	7.7	2.9	12.1	
N of Valid	262	251	273	173	959	
N of Miss	52	36	36	22	146	

Table 95: How many times in the past year (12 months) have you: been suspended from school?





Response	6	8	10	12	Total	
Never	95.1	91.0	90.8	93.2	92.5	
1 to 2 times	4.2	7.2	7.2	5.8	6.1	
3 to 5 times	0.3	1.4	1.6	0.5	1.0	
6 to 9 times	0.3	0.4	0.3	0.5	0.4	
10 to 19 times	0.0	0.0	0.0	0.0	0.0	
20 to 29 times	0.0	0.0	0.0	0.0	0.0	
30 to 39 times	0.0	0.0	0.0	0.0	0.0	
40+ times	0.0	0.0	0.0	0.0	0.0	
N of Valid	306	277	306	190	1079	
N of Miss	8	10	3	5	26	

Table 96: How many times in the past year (12 months) have you: carried a handgun?









Response	6	8	10	12	Total	
Never	97.7	96.0	94.8	95.2	96.0	
1 to 2 times	2.0	1.8	1.6	1.6	1.8	
3 to 5 times	0.3	1.1	1.3	0.0	0.7	
6 to 9 times	0.0	0.0	1.0	1.1	0.5	
10 to 19 times	0.0	0.7	0.3	0.5	0.4	
20 to 29 times	0.0	0.0	0.3	0.0	0.1	
30 to 39 times	0.0	0.4	0.0	0.0	0.1	
40+ times	0.0	0.0	0.7	1.6	0.5	
N of Valid	302	276	305	189	1072	
N of Miss	12	11	4	6	33	

Table 97: How many times in the past year (12 months) have you: sold illegal drugs?








Response	6	8	10	12	Total	
Never	99.3	97.8	94.1	91.5	96.1	
1 to 2 times	0.7	0.7	1.6	3.7	1.5	
3 to 5 times	0.0	0.4	1.3	0.5	0.6	
6 to 9 times	0.0	0.4	0.7	0.5	0.4	
10 to 19 times	0.0	0.4	0.7	1.1	0.5	
20 to 29 times	0.0	0.4	1.0	0.0	0.4	
30 to 39 times	0.0	0.0	0.0	0.0	0.0	
40+ times	0.0	0.0	0.7	2.6	0.7	
N of Valid	303	277	304	189	1073	
N of Miss	11	10	5	6	32	

Table 98: How many times in the past year (12 months) have you: stolen or tried to steal a motor vehicle such as a car or motorcycle?






Response	6	8	10	12	Total	
Never	98.7	98.9	98.0	99.5	98.7	
1 to 2 times	1.0	0.7	1.6	0.5	1.0	
3 to 5 times	0.0	0.0	0.0	0.0	0.0	
6 to 9 times	0.0	0.4	0.0	0.0	0.1	
10 to 19 times	0.3	0.0	0.0	0.0	0.1	
20 to 29 times	0.0	0.0	0.0	0.0	0.0	
30 to 39 times	0.0	0.0	0.0	0.0	0.0	
40+ times	0.0	0.0	0.3	0.0	0.1	
N of Valid	300	277	306	189	1072	
N of Miss	14	10	3	6	33	

Table 99: How many times in the past year (12 months) have you: participated in clubs, organizations or activities at school?









Response	6	8	10	12	Total	
Never	44.9	32.5	27.6	33.5	34.7	
1 to 2 times	24.8	21.7	12.8	7.4	17.5	
3 to 5 times	9.9	13.0	12.8	9.6	11.5	
6 to 9 times	5.4	6.1	7.9	4.3	6.1	
10 to 19 times	4.1	2.9	5.9	6.9	4.8	
20 to 29 times	2.0	3.2	3.6	3.2	3.0	
30 to 39 times	0.7	2.2	1.0	2.7	1.5	
40+ times	8.2	18.4	28.3	32.4	20.9	
N of Valid	294	277	304	188	1063	
N of Miss	20	10	5	7	42	

Table 100: How many times in the past year (12 months) have you: been arrested?






Response	6	8	10	12	Total	
Never	99.7	97.5	95.7	96.8	97.5	
1 to 2 times	0.0	2.5	3.3	2.6	2.0	
3 to 5 times	0.3	0.0	0.0	0.0	0.1	
6 to 9 times	0.0	0.0	0.0	0.0	0.0	
10 to 19 times	0.0	0.0	0.3	0.0	0.1	
20 to 29 times	0.0	0.0	0.0	0.0	0.0	
30 to 39 times	0.0	0.0	0.0	0.0	0.0	
40+ times	0.0	0.0	0.7	0.5	0.3	
N of Valid	302	279	305	190	1076	
N of Miss	12	8	4	5	29	

Table 101: How many times in the past year (12 months) have you: attacked someone with the idea of seriously hurting them?







Response	6	8	10	12	Total	
Never	95.4	92.1	92.8	92.1	93.2	
1 to 2 times	3.0	6.5	4.9	4.7	4.7	
3 to 5 times	0.3	0.7	0.7	1.6	0.7	
6 to 9 times	0.7	0.4	1.0	0.5	0.6	
10 to 19 times	0.3	0.0	0.0	0.0	0.1	
20 to 29 times	0.0	0.0	0.0	0.0	0.0	
30 to 39 times	0.0	0.0	0.0	0.0	0.0	
40+ times	0.3	0.4	0.7	1.1	0.6	
N of Valid	304	279	305	190	1078	
N of Miss	10	8	4	5	27	

Table 102: How many times in the past year (12 months) have you: been drunk or high at school?








Response	6	8	10	12	Total	
Never	99.7	96.8	87.2	86.2	93.0	
1 to 2 times	0.0	1.1	4.9	5.3	2.6	
3 to 5 times	0.0	0.7	1.6	3.2	1.2	
6 to 9 times	0.0	0.4	1.6	2.1	0.9	
10 to 19 times	0.3	0.7	1.0	0.0	0.6	
20 to 29 times	0.0	0.0	1.0	1.1	0.5	
30 to 39 times	0.0	0.0	0.0	0.0	0.0	
40+ times	0.0	0.4	2.6	2.1	1.2	
N of Valid	304	278	304	189	1075	
N of Miss	10	9	5	6	30	

Table 103: How many times in the past year (12 months) have you: taken a handgun to school?

Response	6	8	10	12	Total	
Never	100.0	100.0	99.3	97.9	99.4	
1 to 2 times	0.0	0.0	0.3	1.1	0.3	
3 to 5 times	0.0	0.0	0.0	0.0	0.0	
6 to 9 times	0.0	0.0	0.0	0.0	0.0	
10 to 19 times	0.0	0.0	0.0	0.5	0.1	
20 to 29 times	0.0	0.0	0.0	0.0	0.0	
30 to 39 times	0.0	0.0	0.0	0.0	0.0	
40+ times	0.0	0.0	0.3	0.5	0.2	
N of Valid	304	279	306	188	1077	
N of Miss	10	8	3	7	28	

Table 104: Are you currently on probation, or assigned a probation officer with Juvenile Court?

Response	6	8	10	12	Total	
No	99.6	97.5	97.5	97.2	98.0	
Yes	0.4	2.5	2.5	2.8	2.0	
N of Valid	255	239	281	178	953	
N of Miss	59	48	28	17	152	

Table 105: Have you ever belonged to a gang?

Response	6	8	10	12	Total	
No	95.4	95.7	95.4	94.8	95.4	
No, but would like to	1.0	1.1	1.6	3.6	1.7	
Yes, in the past	1.3	1.1	2.0	0.0	1.2	
Yes, belong now	2.0	1.8	1.0	1.5	1.6	
Yes, but would like to get out	0.3	0.4	0.0	0.0	0.2	
N of Valid	306	280	306	194	1086	
N of Miss	8	7	3	1	19	

Table 106: If you have ever belonged to a gang, did that gang have a name?




Response	6	8	10	12	Total	
No	6.9	4.7	7.9	12.1	7.5	
Yes	2.6	1.4	3.6	2.6	2.6	
I have never belonged to a gang	90.5	93.9	88.4	85.3	89.9	
N of Valid	305	279	302	190	1076	
N of Miss	9	8	7	5	29	

Table 107: You are at a party at someone's house, and one of your friends offers you a drink containing alcohol. What would you say or do?





Response	6	8	10	12	Total	
Drink it	1.6	11.1	35.0	41.6	20.5	
Tell your friend, 'No thanks, I don't drink' and suggest that you and your friend go and do something else	41.5	42.3	30.4	26.3	35.9	
Just say, 'No thanks' and walk away	22.2	29.0	26.7	24.7	25.7	
Make up a good excuse, tell your friend you had something else to do, and leave	34.6	17.6	7.9	7.4	17.9	
N of Valid	306	279	303	190	1078	
N of Miss	8	8	6	5	27	

Table 108: How often do you attend religious services or activities?





Response	6	8	10	12	Total	
Never	21.3	12.8	9.9	11.4	14.1	
Rarely	13.0	12.0	16.2	19.2	14.8	
1-2 Times a Month	8.0	7.3	14.5	13.5	10.6	
About Once a Week or More	57.8	67.9	59.4	56.0	60.5	
N of Valid	301	274	303	193	1071	
N of Miss	13	13	6	2	34	

Table 109: I think sometimes it's okay to cheat at school.





Response	6	8	10	12	Total	
NO!	68.1	44.4	13.9	11.9	36.8	
no	26.4	39.4	38.1	37.1	34.9	
yes	5.2	14.8	40.7	42.8	24.4	
YES!	0.3	1.4	7.3	8.2	4.0	
N of Valid	307	277	302	194	1080	
N of Miss	7	10	7	1	25	

Table 110: It is important to think before you act.





Response	6	8	10	12	Total	
NO!	1.6	3.3	0.7	0.5	1.6	
no	2.9	3.6	2.0	3.6	3.0	
yes	25.8	28.6	40.5	43.8	33.9	
YES!	69.6	64.5	56.9	52.1	61.6	
N of Valid	306	276	304	192	1078	
N of Miss	8	11	5	3	27	

Table 111: Sometimes I think that life is not worth it.





Response	6	8	10	12	Total	
NO!	63.7	55.8	42.5	38.7	51.2	
no	22.3	18.6	23.9	26.2	22.5	
yes	10.7	17.5	23.3	26.7	18.9	
YES!	3.3	8.0	10.3	8.4	7.4	
N of Valid	300	274	301	191	1066	
N of Miss	14	13	8	4	39	

Table 112: At times I think I am no good at all.





Response	6	8	10	12	Total	
NO!	39.7	40.6	24.2	27.0	33.3	
no	31.1	23.6	28.5	26.5	27.6	
yes	20.9	26.1	35.4	37.0	29.2	
YES!	8.3	9.8	11.9	9.5	9.9	
N of Valid	302	276	302	189	1069	
N of Miss	12	11	7	6	36	

Table 113: All in all, I am inclined to think that I am a failure.





Response	6	8	10	12	Total	
NO!	58.7	54.8	37.7	37.5	47.9	
no	26.8	24.6	39.7	36.5	31.6	
yes	11.7	14.0	15.7	19.3	14.8	
YES!	2.7	6.6	7.0	6.8	5.6	
N of Valid	298	272	300	192	1062	
N of Miss	16	15	9	3	43	

Table 114: In the past year, have you felt depressed or sad MOST days, even if you felt okay sometimes?





Response	6	8	10	12	Total	
NO!	35.5	46.4	28.1	30.9	35.4	
no	25.6	17.4	27.4	31.4	25.0	
yes	29.6	24.6	26.4	24.6	26.5	
YES!	9.3	11.6	18.2	13.1	13.1	
N of Valid	301	276	303	191	1071	
N of Miss	13	11	6	4	34	

Table 115: It is all right to beat up people if they start the fight.





Response	6	8	10	12	Total	
NO!	53.0	36.6	19.6	25.4	34.4	
no	20.0	22.8	25.9	22.3	22.8	
yes	18.3	25.4	31.2	29.5	25.8	
YES!	8.7	15.2	23.3	22.8	17.0	
N of Valid	300	276	301	193	1070	
N of Miss	14	11	8	2	35	

Table 116: I think it is okay to take something without asking if you can get away with it.





Response	6	8	10	12	Total	
NO!	79.1	72.7	57.1	57.8	67.4	
no	19.3	25.1	35.5	37.0	28.5	
yes	1.0	1.8	6.6	4.7	3.5	
YES!	0.7	0.4	0.7	0.5	0.6	
N of Valid	301	275	301	192	1069	
N of Miss	13	12	8	3	36	

Table 117: Where do you get the most information about living a drug and alcohol free life? Parents/guardians





Response	6	8	10	12	Total	
All the time	57.1	54.0	51.6	43.5	52.3	
Most	20.6	23.7	24.0	24.1	23.0	
Some	11.6	15.7	17.4	19.4	15.7	
Very little	10.6	6.6	6.9	13.1	9.0	
N of Valid	301	274	304	191	1070	
N of Miss	13	13	5	4	35	

Table 118: Where do you get the most information about living a drug and alcohol free life? Friends





Response	6	8	10	12	Total	
All the time	21.3	14.7	10.3	11.5	14.7	
Most	18.2	19.0	19.9	18.8	19.0	
Some	24.0	35.2	29.5	28.3	29.2	
Very little	36.5	31.1	40.4	41.4	37.1	
N of Valid	296	273	302	191	1062	
N of Miss	18	14	7	4	43	

Table 119: Where do you get the most information about living a drug and alcohol free life? Family members





Response	6	8	10	12	Total	
All the time	48.0	40.9	37.9	28.4	39.8	
Most	20.3	29.0	25.6	27.9	25.4	
Some	18.9	19.6	23.6	23.2	21.2	
Very little	12.8	10.5	13.0	20.5	13.6	
N of Valid	296	276	301	190	1063	
N of Miss	18	11	8	5	42	

Table 120: Where do you get the most information about living a drug and alcohol free life? School





Response	6	8	10	12	Total	
All the time	68.8	65.0	48.0	48.9	58.4	
Most	14.8	21.7	26.2	23.4	21.3	
Some	6.7	7.6	14.6	16.5	10.9	
Very little	9.7	5.8	11.3	11.2	9.4	
N of Valid	298	277	302	188	1065	
N of Miss	16	10	7	7	40	

Table 121: Where do you get the most information about living a drug and alcohol free life? Internet





Response	6	8	10	12	Total	
All the time	10.4	13.5	9.3	14.3	11.6	
Most	9.4	13.8	10.9	10.6	11.2	
Some	21.2	27.3	32.5	21.7	26.1	
Very little	59.0	45.5	47.4	53.4	51.1	
N of Valid	288	275	302	189	1054	
N of Miss	26	12	7	6	51	

Table 122: Where do you get the most information about living a drug and alcohol free life? TV





Response	6	8	10	12	Total	
All the time	16.3	16.7	8.3	14.4	13.8	
Most	11.2	13.8	14.3	11.2	12.8	
Some	29.3	29.5	36.5	25.5	30.7	
Very little	43.2	40.0	40.9	48.9	42.7	
N of Valid	294	275	301	188	1058	
N of Miss	20	12	8	7	47	

Table 123: Where do you get the most information about living a drug and alcohol free life? Social media





Response	6	8	10	12	Total	
All the time	13.2	14.1	7.5	13.9	12.0	
Most	7.0	10.9	9.2	9.6	9.1	
Some	23.0	25.7	32.5	21.9	26.2	
Very little	56.8	49.3	50.8	54.5	52.7	
N of Valid	287	276	295	187	1045	
N of Miss	27	11	14	8	60	

Table 124: How much do you think people risk harming themselves (physically or in other ways) if they: smoked one or more packs of cigarettes per day?





Response	6	8	10	12	Total	
No risk	8.5	6.1	4.6	6.4	6.4	
Slight risk	8.8	4.3	11.5	8.6	8.4	
Moderate risk	18.9	19.4	18.0	18.7	18.8	
Great risk	63.8	70.1	65.9	66.3	66.5	
N of Valid	307	278	305	187	1077	
N of Miss	7	9	4	8	28	

Table 125: How much do you think people risk harming themselves (physically or in other ways) if they: try marijuana once or twice?





Response	6	8	10	12	Total	
No risk	9.4	14.5	29.6	33.7	20.8	
Slight risk	18.1	18.2	28.9	29.4	23.2	
Moderate risk	27.1	29.1	17.8	13.9	22.6	
Great risk	45.5	38.2	23.7	23.0	33.4	
N of Valid	299	275	304	187	1065	
N of Miss	15	12	5	8	40	

Table 126: How much do you think people risk harming themselves (physically or in other ways) if they: smoke marijuana once or twice a week?





Response	6	8	10	12	Total	
No risk	8.4	10.9	20.3	27.1	15.8	
Slight risk	7.7	10.2	18.3	18.6	13.3	
Moderate risk	21.5	19.3	20.7	19.7	20.4	
Great risk	62.4	59.5	40.7	34.6	50.6	
N of Valid	298	274	300	188	1060	
N of Miss	16	13	9	7	45	

Table 127: How much do you think people risk harming themselves (physically or in other ways) if they: take one or two drinks of an alcoholic beverage (beer, wine, liquor) nearly every day?

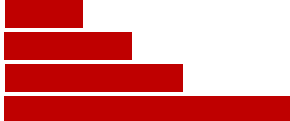
Response	6	8	10	12	Total	
No risk	9.8	8.6	8.5	16.4	10.3	
Slight risk	11.5	16.8	27.2	17.5	18.4	
Moderate risk	26.9	26.9	28.2	24.3	26.8	
Great risk	51.8	47.7	36.1	41.8	44.5	
N of Valid	305	279	305	189	1078	
N of Miss	9	8	4	6	27	

Table 128: How much do you think people risk harming themselves (physically or in other ways) if they: have five or more drinks of an alcoholic beverage once or twice a weekend?


Response	6	8	10	12	Total	
No risk	7.9	5.7	7.2	15.6	8.5	
Slight risk	7.6	9.0	17.1	12.9	11.6	
Moderate risk	21.1	21.1	24.7	26.3	23.0	
Great risk	63.5	64.2	51.0	45.2	56.9	
N of Valid	304	279	304	186	1073	
N of Miss	10	8	5	9	32	

Table 129: How much do you think people risk harming themselves (physically or in other ways) if they: use prescription drugs that are not prescribed to them?


Response	6	8	10	12	Total	
No risk	7.8	5.7	4.3	7.5	6.2	
Slight risk	4.2	2.5	6.2	4.8	4.5	
Moderate risk	15.0	15.8	17.8	22.5	17.3	
Great risk	72.9	76.0	71.7	65.2	72.0	
N of Valid	306	279	304	187	1076	
N of Miss	8	8	5	8	29	

Table 130: How much do you think people risk harming themselves (physically or in other ways) if they: use non-prescription drugs to get high?

Response	6	8	10	12	Total
No risk	8.2	5.8	4.6	8.1	6.5
Slight risk	2.6	2.9	4.6	3.8	3.5
Moderate risk	12.5	15.5	19.4	18.3	16.2
Great risk	76.7	75.8	71.4	69.9	73.8
N of Valid	305	277	304	186	1072
N of Miss	9	10	5	9	33

Table 131: How much do you think people risk harming themselves (physically or in other ways) if they: use e-cigarettes, e-cigars, or e-hookahs?

Response	6	8	10	12	Total
No risk	11.3	11.9	21.7	21.9	16.2
Slight risk	16.9	19.1	27.0	32.6	23.1
Moderate risk	23.2	27.0	23.7	17.6	23.3
Great risk	48.7	42.1	27.6	27.8	37.3
N of Valid	302	278	304	187	1071
N of Miss	12	9	5	8	34

Table 132: Have you ever used smokeless tobacco (chew, snuff, plug, dipping tobacco, or chewing tobacco)?

Response	6	8	10	12	Total
Never	97.4	87.0	71.9	77.5	84.0
Once or Twice	1.9	7.2	10.9	9.9	7.2
Once in a while but not regularly	0.3	2.2	7.0	3.1	3.2
Regularly in the past	0.3	2.5	3.0	4.7	2.4
Regularly now	0.0	1.1	7.3	4.7	3.2
N of Valid	308	277	302	191	1078
N of Miss	6	10	7	4	27

Table 133: How often have you used smokeless tobacco during the past 30 days?


Response	6	8	10	12	Total	
Not at all	100.0	96.0	86.7	88.4	93.2	
Once or twice	0.0	1.8	4.7	4.2	2.5	
Once or twice per week	0.0	0.4	1.0	1.1	0.6	
Three to five times per week	0.0	0.7	2.0	0.5	0.8	
About once a day	0.0	0.0	0.7	1.1	0.4	
More than once a day	0.0	1.1	5.0	4.7	2.5	
N of Valid	308	278	301	190	1077	
N of Miss	6	9	8	5	28	

Table 134: Have you ever smoked cigarettes?


Response	6	8	10	12	Total	
Never	97.7	83.5	61.3	60.1	77.2	
Once or Twice	1.9	9.7	18.2	20.2	11.7	
Once in a while but not regularly	0.0	3.2	10.6	11.4	5.8	
Regularly in the past	0.3	2.9	6.0	4.1	3.2	
Regularly now	0.0	0.7	4.0	4.1	2.0	
N of Valid	308	278	302	193	1081	
N of Miss	6	9	7	2	24	

Table 135: How frequently have you smoked cigarettes during the past 30 days?


Response	6	8	10	12	Total	
Not at all	100.0	96.8	87.4	84.9	93.0	
Less than one cigarette per day	0.0	1.1	7.3	9.4	4.0	
One to five cigarettes per day	0.0	1.1	3.7	2.6	1.8	
About one-half pack per day	0.0	0.7	0.3	2.1	0.6	
About one pack per day	0.0	0.0	1.3	0.5	0.5	
About one and one-half packs per day	0.0	0.0	0.0	0.0	0.0	
Two packs or more per day	0.0	0.4	0.0	0.5	0.2	
N of Valid	308	278	301	192	1079	
N of Miss	6	9	8	3	26	

Table 136: Which statement best describes rules about smoking inside your home or your family cars?






Response	6	8	10	12	Total	
Smoking is not allowed anywhere inside your home or cars	67.2	63.0	66.6	70.7	66.6	
Smoking is allowed in some places and at some times or in some cars	11.5	12.3	16.7	9.9	12.9	
Smoking is allowed anywhere inside the home or cars	2.3	6.2	3.7	2.6	3.7	
There are no rules about smoking inside the home or cars	2.6	6.2	4.3	7.3	4.9	
I don't know	16.4	12.3	8.7	9.4	12.0	
N of Valid	305	276	299	191	1071	
N of Miss	9	11	10	4	34	

Table 137: Have you ever used e-cigarettes, e-cigars, or e-hookahs?






Response	6	8	10	12	Total	
Never	98.0	85.0	63.7	65.4	79.3	
Once or Twice	2.0	9.9	17.3	12.0	10.1	
Once in a while but not regularly	0.0	2.9	9.0	15.2	6.0	
Regularly in the past	0.0	1.8	6.7	3.7	3.0	
Regularly now	0.0	0.4	3.3	3.7	1.7	
N of Valid	306	274	300	191	1071	
N of Miss	8	13	9	4	34	

Table 138: How frequently have you used e-cigarettes, e-cigars, or e-hookahs?







Response	6	8	10	12	Total	
Not at all	100.0	94.9	80.3	78.3	89.3	
Less than 10 puffs per day	0.0	2.9	10.0	14.8	6.2	
10 to 50 puffs per day	0.0	1.5	6.0	3.7	2.7	
About one-half cartomiser per day	0.0	0.4	2.3	1.6	1.0	
About one cartomiser per day	0.0	0.4	0.3	0.5	0.3	
About one and one-half cartomisers per day	0.0	0.0	0.0	0.0	0.0	
Two cartomisers or more per day	0.0	0.0	1.0	1.1	0.5	
N of Valid	300	273	300	189	1062	
N of Miss	14	14	9	6	43	

Table 139: During this school year, were you taught in any of your classes about the dangers of tobacco use?






Response	6	8	10	12	Total	
Never	12.8	7.4	16.2	21.7	14.0	
Rarely	10.8	9.9	21.5	23.8	15.9	
Sometimes	23.9	27.6	34.8	31.7	29.3	
Often	27.3	34.2	19.9	12.2	24.2	
Almost always	25.3	21.0	7.6	10.6	16.5	
N of Valid	297	272	302	189	1060	
N of Miss	17	15	7	6	45	

Table 140: During the past 12 months, have you participated in any community activities to discourage people your age from using cigarettes, chewing tobacco, snuff, dip or cigars, e-cigarettes, e-cigars, or e-hookahs?






Response	6	8	10	12	Total	
Never	61.4	58.3	62.7	57.0	60.2	
Rarely	14.9	16.2	17.3	19.9	16.8	
Sometimes	13.9	12.5	12.0	14.0	13.0	
Often	4.7	8.5	4.3	3.2	5.3	
Almost always	5.1	4.4	3.7	5.9	4.7	
N of Valid	295	271	300	186	1052	
N of Miss	19	16	9	9	53	

Table 141: Think back over the last two weeks. How many times have you had five or more alcoholic drinks in a row?







Response	6	8	10	12	Total	
None	98.7	94.9	82.1	81.5	90.0	
Once	0.7	2.9	6.3	5.3	3.7	
Twice	0.7	1.5	5.0	5.8	3.0	
3-5 times	0.0	0.4	3.6	4.2	1.9	
6-9 times	0.0	0.4	0.7	1.1	0.5	
10 or more times	0.0	0.0	2.3	2.1	1.0	
N of Valid	301	275	302	189	1067	
N of Miss	13	12	7	6	38	

Table 142: During the past 30 days, how many times did you ride in a car or other vehicle driven by someone who had been drinking alcohol or using drugs to get high?






Response	6	8	10	12	Total	
0 times	94.3	90.8	81.5	84.7	88.0	
1 time	1.7	5.5	8.3	7.4	5.6	
2 or 3 times	2.7	2.9	4.3	5.3	3.7	
4 or 5 times	0.0	0.7	1.7	1.6	0.9	
6 or more times	1.3	0.0	4.3	1.1	1.8	
N of Valid	298	273	302	189	1062	
N of Miss	16	14	7	6	43	

Table 143: During the past 30 days, how many times did you drive a car or other vehicle when you had been drinking alcohol or using drugs to get high?







Response	6	8	10	12	Total	
I did not drive a car in the past 30 days	60.3	65.8	38.0	26.3	49.3	
0 times	38.3	32.3	58.9	66.7	47.7	
1 time	0.3	1.5	1.0	3.2	1.3	
2 or 3 times	0.3	0.0	0.7	2.7	0.8	
4 or 5 times	0.0	0.0	1.0	0.0	0.3	
6 or more times	0.7	0.4	0.3	1.1	0.6	
N of Valid	290	266	297	186	1039	
N of Miss	24	21	12	9	66	

Table 144: If you drank alcohol (not just a sip or taste) in the past year, how did you usually get it?












Response	6	8	10	12	Total	
I did not drink alcohol in the past year	96.9	87.8	60.1	52.4	76.3	
I bought it myself with a fake ID	0.0	0.0	0.0	1.1	0.2	
I bought it myself without a fake ID	0.0	0.0	0.7	2.1	0.6	
I got it from someone I know age 21 or older	1.0	3.0	12.6	22.5	8.6	
I got it from someone I know under age 21	0.0	1.5	6.5	7.5	3.5	
I got it from my brother or sister	0.3	1.5	1.4	0.5	1.0	
I got it from home with my parents' permission	0.0	2.6	6.5	7.0	3.7	
I got it from home without my parents' permission	0.0	1.1	3.1	1.6	1.4	
I got it from another relative	0.7	0.4	2.0	0.5	1.0	
A stranger bought it for me	0.3	0.0	0.3	1.1	0.4	
I took it from a store or shop	0.0	0.0	0.0	0.0	0.0	
Other	0.7	2.2	6.8	3.7	3.3	
N of Valid	295	270	293	187	1045	
N of Miss	19	17	16	8	60	

Table 145: If you drank alcohol (not just a sip or taste) in the past year, where did you usually drink it?











Response	6	8	10	12	Total	
I did not drink alcohol in the past year	96.6	88.6	60.2	52.5	76.6	
At my home	0.7	5.5	13.8	11.5	7.5	
At someone else's home	1.7	2.9	18.3	27.3	11.2	
At an open area like a park, beach, field, back road, woods, or a street corner	0.3	2.2	5.9	7.1	3.6	
At a sporting event or concert	0.0	0.0	0.0	1.1	0.2	
At a restaurant, bar, or a nightclub	0.3	0.0	0.3	0.0	0.2	
At an empty building or a construction site	0.0	0.0	0.7	0.0	0.2	
At a hotel/motel	0.3	0.0	0.0	0.5	0.2	
An a car	0.0	0.7	0.3	0.0	0.3	
At school	0.0	0.0	0.3	0.0	0.1	
N of Valid	295	272	289	183	1039	
N of Miss	19	15	20	12	66	

Table 146: How do you feel about someone your age having one or two drinks of an alcoholic beverage nearly every day?


Response	6	8	10	12	Total	
Neither approve nor disapprove	16.3	23.7	26.1	36.4	24.6	
Somewhat disapprove	8.1	13.0	24.7	27.8	17.7	
Strongly disapprove	61.5	53.0	38.8	29.9	47.1	
Don't know or can't say	14.1	10.4	10.4	5.9	10.6	
N of Valid	283	270	299	187	1039	
N of Miss	31	17	10	8	66	

Table 147: On how many occasions have you had alcoholic beverages (beer, wine or hard liquor) to drink in your lifetime - more than just a few sips?


Response	6	8	10	12	Total	
0	93.6	81.8	51.5	44.1	69.8	
1-2	4.7	7.1	11.2	16.5	9.3	
3-5	0.7	4.8	8.9	8.0	5.4	
6-9	0.7	2.6	7.9	7.4	4.4	
10-19	0.3	2.2	7.9	6.4	4.1	
20-39	0.0	1.1	4.0	6.9	2.6	
40	0.0	0.4	8.6	10.6	4.4	
N of Valid	299	269	303	188	1059	
N of Miss	15	18	6	7	46	

Table 148: On how many occasions have you drunk one of more drinks of an alcoholic beverage during the past 30 days?


Response	6	8	10	12	Total	
0	99.7	94.8	75.9	72.5	86.8	
1-2	0.3	3.7	12.5	11.6	6.7	
3-5	0.0	1.5	5.3	7.4	3.2	
6-9	0.0	0.0	4.0	5.8	2.2	
10-19	0.0	0.0	1.3	1.6	0.7	
20-39	0.0	0.0	0.3	0.5	0.2	
40	0.0	0.0	0.7	0.5	0.3	
N of Valid	300	270	303	189	1062	
N of Miss	14	17	6	6	43	

Table 149: On how many occasions have you used marijuana (grass, pot) or hashish (hash, hash oil) in your lifetime?

Response	6	8	10	12	Total	
0	98.7	94.1	77.3	76.5	87.5	
1-2	1.3	2.6	7.0	3.7	3.7	
3-5	0.0	1.9	3.0	4.8	2.2	
6-9	0.0	0.7	0.3	3.2	0.9	
10-19	0.0	0.4	2.3	1.6	1.0	
20-39	0.0	0.4	1.7	1.6	0.9	
40	0.0	0.0	8.3	8.6	3.9	
N of Valid	299	270	300	187	1056	
N of Miss	15	17	9	8	49	

Table 150: On how many occasions have you used marijuana (grass, pot) or hashish (hash, hash oil) during the past 30 days?

Response	6	8	10	12	Total	
0	100.0	98.5	89.4	88.3	94.5	
1-2	0.0	1.1	4.0	2.7	1.9	
3-5	0.0	0.0	0.7	1.6	0.5	
6-9	0.0	0.4	0.0	1.6	0.4	
10-19	0.0	0.0	2.3	0.5	0.8	
20-39	0.0	0.0	1.3	1.6	0.7	
40	0.0	0.0	2.3	3.7	1.3	
N of Valid	298	271	303	188	1060	
N of Miss	16	16	6	7	45	

Table 151: On how many occasions have you used LSD or other psychedelics in your lifetime?

Response	6	8	10	12	Total	
0	100.0	100.0	98.0	96.3	98.8	
1-2	0.0	0.0	0.3	2.7	0.6	
3-5	0.0	0.0	1.0	1.1	0.5	
6-9	0.0	0.0	0.3	0.0	0.1	
10-19	0.0	0.0	0.0	0.0	0.0	
20-39	0.0	0.0	0.3	0.0	0.1	
40	0.0	0.0	0.0	0.0	0.0	
N of Valid	296	271	303	187	1057	
N of Miss	18	16	6	8	48	

Table 152: On how many occasions have you used LSD or other psychedelics during the past 30 days?




Response	6	8	10	12	Total	
0	100.0	100.0	99.7	98.9	99.7	
1-2	0.0	0.0	0.0	1.1	0.2	
3-5	0.0	0.0	0.0	0.0	0.0	
6-9	0.0	0.0	0.3	0.0	0.1	
10-19	0.0	0.0	0.0	0.0	0.0	
20-39	0.0	0.0	0.0	0.0	0.0	
40	0.0	0.0	0.0	0.0	0.0	
N of Valid	297	270	302	188	1057	
N of Miss	17	17	7	7	48	

Table 153: On how many occasions have you used cocaine or crack in your lifetime?







Response	6	8	10	12	Total	
0	100.0	99.6	97.0	96.8	98.5	
1-2	0.0	0.4	1.7	1.1	0.8	
3-5	0.0	0.0	1.0	0.5	0.4	
6-9	0.0	0.0	0.3	0.5	0.2	
10-19	0.0	0.0	0.0	0.5	0.1	
20-39	0.0	0.0	0.0	0.0	0.0	
40	0.0	0.0	0.0	0.5	0.1	
N of Valid	299	270	300	186	1055	
N of Miss	15	17	9	9	50	

Table 154: On how many occasions have you used cocaine or crack during the past 30 days?





Response	6	8	10	12	Total	
0	99.7	100.0	98.3	97.8	99.1	
1-2	0.3	0.0	1.3	1.1	0.7	
3-5	0.0	0.0	0.0	1.1	0.2	
6-9	0.0	0.0	0.0	0.0	0.0	
10-19	0.0	0.0	0.3	0.0	0.1	
20-39	0.0	0.0	0.0	0.0	0.0	
40	0.0	0.0	0.0	0.0	0.0	
N of Valid	300	269	301	183	1053	
N of Miss	14	18	8	12	52	

Table 155: On how many occasions have you sniffed glue, breathed the contents of an aerosol spray can, or inhaled other gases or sprays, in order to get high in your lifetime?







Response	6	8	10	12	Total	
0	96.7	94.1	91.1	95.2	94.2	
1-2	1.0	2.6	5.6	2.7	3.0	
3-5	2.0	1.5	2.0	0.0	1.5	
6-9	0.0	1.1	1.0	1.6	0.8	
10-19	0.3	0.0	0.3	0.0	0.2	
20-39	0.0	0.7	0.0	0.5	0.3	
40	0.0	0.0	0.0	0.0	0.0	
N of Valid	300	271	302	187	1060	
N of Miss	14	16	7	8	45	

Table 156: On how many occasions have you sniffed glue, breathed the contents of an aerosol spray can, or inhaled other gases or sprays, in order to get high during the past 30 days?





Response	6	8	10	12	Total	
0	98.7	96.3	98.3	100.0	98.2	
1-2	1.3	3.0	1.3	0.0	1.5	
3-5	0.0	0.4	0.0	0.0	0.1	
6-9	0.0	0.0	0.0	0.0	0.0	
10-19	0.0	0.4	0.3	0.0	0.2	
20-39	0.0	0.0	0.0	0.0	0.0	
40	0.0	0.0	0.0	0.0	0.0	
N of Valid	298	270	300	187	1055	
N of Miss	16	17	9	8	50	

Table 157: On how many occasions have you used Daztrex in your lifetime?


Response	6	8	10	12	Total	
0	100.0	100.0	100.0	100.0	100.0	
1-2	0.0	0.0	0.0	0.0	0.0	
3-5	0.0	0.0	0.0	0.0	0.0	
6-9	0.0	0.0	0.0	0.0	0.0	
10-19	0.0	0.0	0.0	0.0	0.0	
20-39	0.0	0.0	0.0	0.0	0.0	
40	0.0	0.0	0.0	0.0	0.0	
N of Valid	296	271	300	184	1051	
N of Miss	18	16	9	11	54	

Table 158: On how many occasions have you used Daztrex during the past 30 days?


Response	6	8	10	12	Total	
0	100.0	100.0	100.0	100.0	100.0	
1-2	0.0	0.0	0.0	0.0	0.0	
3-5	0.0	0.0	0.0	0.0	0.0	
6-9	0.0	0.0	0.0	0.0	0.0	
10-19	0.0	0.0	0.0	0.0	0.0	
20-39	0.0	0.0	0.0	0.0	0.0	
40	0.0	0.0	0.0	0.0	0.0	
N of Valid	296	270	300	185	1051	
N of Miss	18	17	9	10	54	

Table 159: On how many occasions have you used synthetic marijuana (K2, spice) in your lifetime?





Response	6	8	10	12	Total	
0	99.7	100.0	95.0	96.8	97.9	
1-2	0.0	0.0	3.7	2.7	1.5	
3-5	0.3	0.0	0.7	0.5	0.4	
6-9	0.0	0.0	0.0	0.0	0.0	
10-19	0.0	0.0	0.7	0.0	0.2	
20-39	0.0	0.0	0.0	0.0	0.0	
40	0.0	0.0	0.0	0.0	0.0	
N of Valid	297	270	300	187	1054	
N of Miss	17	17	9	8	51	

Table 160: On how many occasions have you used synthetic marijuana (K2, spice) during the past 30 days?



Response	6	8	10	12	Total	
0	100.0	99.6	99.3	100.0	99.7	
1-2	0.0	0.4	0.7	0.0	0.3	
3-5	0.0	0.0	0.0	0.0	0.0	
6-9	0.0	0.0	0.0	0.0	0.0	
10-19	0.0	0.0	0.0	0.0	0.0	
20-39	0.0	0.0	0.0	0.0	0.0	
40	0.0	0.0	0.0	0.0	0.0	
N of Valid	297	270	300	186	1053	
N of Miss	17	17	9	9	52	

Table 161: On how many occasions have you used methamphetamines (meth, speed, crank, crystal meth) in your lifetime?






Response	6	8	10	12	Total	
0	99.7	99.6	98.3	98.4	99.1	
1-2	0.3	0.4	0.3	0.5	0.4	
3-5	0.0	0.0	1.0	0.5	0.4	
6-9	0.0	0.0	0.0	0.0	0.0	
10-19	0.0	0.0	0.0	0.0	0.0	
20-39	0.0	0.0	0.3	0.0	0.1	
40	0.0	0.0	0.0	0.5	0.1	
N of Valid	297	269	301	186	1053	
N of Miss	17	18	8	9	52	

Table 162: On how many occasions have you used methamphetamines (meth, speed, crank, crystal meth) in the past 30 days?




Response	6	8	10	12	Total	
0	100.0	99.6	99.7	99.5	99.7	
1-2	0.0	0.4	0.3	0.0	0.2	
3-5	0.0	0.0	0.0	0.0	0.0	
6-9	0.0	0.0	0.0	0.5	0.1	
10-19	0.0	0.0	0.0	0.0	0.0	
20-39	0.0	0.0	0.0	0.0	0.0	
40	0.0	0.0	0.0	0.0	0.0	
N of Valid	297	270	299	187	1053	
N of Miss	17	17	10	8	52	

Table 163: On how many occasions have you used other chemical products (bath salts, plant food, etc.) in your lifetime?

Response	6	8	10	12	Total	
0	97.3	99.6	99.7	100.0	99.0	
1-2	1.0	0.0	0.3	0.0	0.4	
3-5	0.7	0.0	0.0	0.0	0.2	
6-9	0.7	0.0	0.0	0.0	0.2	
10-19	0.0	0.0	0.0	0.0	0.0	
20-39	0.3	0.0	0.0	0.0	0.1	
40	0.0	0.4	0.0	0.0	0.1	
N of Valid	294	271	300	186	1051	
N of Miss	20	16	9	9	54	

Table 164: On how many occasions have you used other chemical products (bath salts, plant food, etc.) during the past 30 days?

Response	6	8	10	12	Total	
0	99.7	99.6	100.0	100.0	99.8	
1-2	0.3	0.0	0.0	0.0	0.1	
3-5	0.0	0.0	0.0	0.0	0.0	
6-9	0.0	0.0	0.0	0.0	0.0	
10-19	0.0	0.0	0.0	0.0	0.0	
20-39	0.0	0.0	0.0	0.0	0.0	
40	0.0	0.4	0.0	0.0	0.1	
N of Valid	293	271	300	186	1050	
N of Miss	21	16	9	9	55	

Table 165: On how many occasions have you used heroin or other opiates in your lifetime?

Response	6	8	10	12	Total	
0	100.0	100.0	99.0	97.9	99.3	
1-2	0.0	0.0	0.0	0.5	0.1	
3-5	0.0	0.0	0.7	0.0	0.2	
6-9	0.0	0.0	0.3	0.0	0.1	
10-19	0.0	0.0	0.0	1.1	0.2	
20-39	0.0	0.0	0.0	0.0	0.0	
40	0.0	0.0	0.0	0.5	0.1	
N of Valid	293	271	299	187	1050	
N of Miss	21	16	10	8	55	

Table 166: On how many occasions have you used heroin or other opiates during the past 30 days?


Response	6	8	10	12	Total	
0	100.0	100.0	99.7	98.9	99.7	
1-2	0.0	0.0	0.3	0.5	0.2	
3-5	0.0	0.0	0.0	0.5	0.1	
6-9	0.0	0.0	0.0	0.0	0.0	
10-19	0.0	0.0	0.0	0.0	0.0	
20-39	0.0	0.0	0.0	0.0	0.0	
40	0.0	0.0	0.0	0.0	0.0	
N of Valid	293	271	299	185	1048	
N of Miss	21	16	10	10	57	

Table 167: On how many occasions have you used MDMA ('X', 'E', or ecstasy) in your lifetime?


Response	6	8	10	12	Total	
0	100.0	100.0	98.7	96.7	99.0	
1-2	0.0	0.0	0.3	2.7	0.6	
3-5	0.0	0.0	0.3	0.5	0.2	
6-9	0.0	0.0	0.3	0.0	0.1	
10-19	0.0	0.0	0.3	0.0	0.1	
20-39	0.0	0.0	0.0	0.0	0.0	
40	0.0	0.0	0.0	0.0	0.0	
N of Valid	292	270	298	184	1044	
N of Miss	22	17	11	11	61	

Table 168: On how many occasions have you used MDMA ('X', 'E', or ecstasy) during the past 30 days?


Response	6	8	10	12	Total	
0	100.0	100.0	99.7	99.5	99.8	
1-2	0.0	0.0	0.3	0.0	0.1	
3-5	0.0	0.0	0.0	0.5	0.1	
6-9	0.0	0.0	0.0	0.0	0.0	
10-19	0.0	0.0	0.0	0.0	0.0	
20-39	0.0	0.0	0.0	0.0	0.0	
40	0.0	0.0	0.0	0.0	0.0	
N of Valid	290	269	298	183	1040	
N of Miss	24	18	11	12	65	

Table 169: On how many occasions have you taken prescription drugs (such as Valium, Xanax, Ritalin, Adderall, OxyContin, Darvocet, or sleeping pills) not prescribed to you in your lifetime?


Response	6	8	10	12	Total	
0	97.6	97.8	87.6	91.4	93.7	
1-2	1.4	0.4	3.4	2.2	1.8	
3-5	0.7	0.7	3.4	2.2	1.7	
6-9	0.3	0.7	2.0	1.6	1.1	
10-19	0.0	0.0	0.7	1.1	0.4	
20-39	0.0	0.0	1.0	0.5	0.4	
40	0.0	0.4	2.0	1.1	0.9	
N of Valid	294	269	298	185	1046	
N of Miss	20	18	11	10	59	

Table 170: On how many occasions have you taken prescription drugs (such as Valium, Xanax, Ritalin, Adderall, OxyContin, Darvocet, or sleeping pills) not prescribed to you during the past 30 days?


Response	6	8	10	12	Total	
0	99.0	98.9	95.3	97.8	97.7	
1-2	1.0	0.4	2.0	1.1	1.1	
3-5	0.0	0.4	1.7	0.5	0.7	
6-9	0.0	0.4	0.0	0.0	0.1	
10-19	0.0	0.0	0.3	0.5	0.2	
20-39	0.0	0.0	0.3	0.0	0.1	
40	0.0	0.0	0.3	0.0	0.1	
N of Valid	294	269	299	185	1047	
N of Miss	20	18	10	10	58	

Table 171: On how many occasions have you taken non-prescription medicines such as diet pills (for example, Dietac, Dexatrim or Prolamine), stay-awake pills (for example No-Doz, Vivarin, or Wake), or cough or cold medicines (robos, DXM, etc.) to get high in your lifetime?







Response	6	8	10	12	Total	
0	98.6	98.5	94.3	95.6	96.8	
1-2	0.7	1.1	3.3	1.1	1.6	
3-5	0.3	0.0	1.7	2.2	1.0	
6-9	0.3	0.0	0.3	1.1	0.4	
10-19	0.0	0.0	0.3	0.0	0.1	
20-39	0.0	0.0	0.0	0.0	0.0	
40	0.0	0.4	0.0	0.0	0.1	
N of Valid	294	270	299	183	1046	
N of Miss	20	17	10	12	59	

Table 172: On how many occasions have you taken non-prescription medicines such as diet pills (for example, Dietac, Dexatrim or Prolamine), stay-awake pills (for example No-Doz, Vivarin, or Wake), or cough or cold medicines (robos, DXM, etc.) to get high during the past 30 days?





Response	6	8	10	12	Total	
0	99.3	99.6	98.0	100.0	99.1	
1-2	0.3	0.0	1.3	0.0	0.5	
3-5	0.3	0.0	0.7	0.0	0.3	
6-9	0.0	0.0	0.0	0.0	0.0	
10-19	0.0	0.0	0.0	0.0	0.0	
20-39	0.0	0.4	0.0	0.0	0.1	
40	0.0	0.0	0.0	0.0	0.0	
N of Valid	295	268	299	184	1046	
N of Miss	19	19	10	11	59	

Table 173: On how many occasions have you been drunk or very high from drinking alcoholic beverages during the past 30 days?








Response	6	8	10	12	Total	
0	99.3	98.1	85.2	85.4	92.5	
1-2	0.3	0.7	7.4	5.9	3.4	
3-5	0.3	1.1	3.0	4.9	2.1	
6-9	0.0	0.0	1.7	2.2	0.9	
10-19	0.0	0.0	1.3	1.1	0.6	
20-39	0.0	0.0	0.7	0.0	0.2	
40	0.0	0.0	0.7	0.5	0.3	
N of Valid	295	267	297	185	1044	
N of Miss	19	20	12	10	61	

Table 174: On how many occasions have you drunk flavored alcoholic beverages, sometimes called 'alcopops' (like Mike's Hard Lemonade, Smirnoff Ice, Bacardi Breezers, etc.) in your lifetime?








Response	6	8	10	12	Total	
0	97.3	89.2	62.9	64.8	79.7	
1-2	2.7	4.5	10.7	7.1	6.2	
3-5	0.0	4.5	8.0	8.8	5.0	
6-9	0.0	1.1	6.4	4.4	2.9	
10-19	0.0	0.4	3.7	5.5	2.1	
20-39	0.0	0.0	4.3	3.3	1.8	
40	0.0	0.4	4.0	6.0	2.3	
N of Valid	293	268	299	182	1042	
N of Miss	21	19	10	13	63	

Table 175: On how many occasions have you drunk flavored alcoholic beverages, sometimes called 'alcopops' (like Mike's Hard Lemonade, Smirnoff Ice, Bacardi Breezers, etc.) during the past 30 days?








Response	6	8	10	12	Total	
0	99.0	97.4	80.3	82.2	90.2	
1-2	0.7	1.9	12.0	7.0	5.4	
3-5	0.3	0.4	4.3	7.6	2.8	
6-9	0.0	0.0	1.0	1.6	0.6	
10-19	0.0	0.0	2.0	0.5	0.7	
20-39	0.0	0.4	0.0	0.5	0.2	
40	0.0	0.0	0.3	0.5	0.2	
N of Valid	292	269	300	185	1046	
N of Miss	22	18	9	10	59	

Table 176: If you used prescription drugs or over the counter drugs without a doctor telling you to use it or for the purpose of getting high, where did you get these drugs? - Did not use



Response	6	8	10	12	Total	
No	9.6	10.1	10.7	10.8	10.2	
Yes	90.4	89.9	89.3	89.2	89.8	
N of Valid	314	287	309	195	1105	
N of Miss	0	0	0	0	0	

Table 177: If you used prescription drugs or over the counter drugs without a doctor telling you to use it or for the purpose of getting high, where did you get these drugs? - Bought or took from store or shop



Response	6	8	10	12	Total	
No	99.7	99.3	99.7	99.5	99.5	
Yes	0.3	0.7	0.3	0.5	0.5	
N of Valid	314	287	309	195	1105	
N of Miss	0	0	0	0	0	

Table 178: If you used prescription drugs or over the counter drugs without a doctor telling you to use it or for the purpose of getting high, where did you get these drugs? -
Got from parents with permission



Response	6	8	10	12	Total	
No	100.0	99.7	99.4	100.0	99.7	
Yes	0.0	0.3	0.6	0.0	0.3	
N of Valid	314	287	309	195	1105	
N of Miss	0	0	0	0	0	

Table 179: If you used prescription drugs or over the counter drugs without a doctor telling you to use it or for the purpose of getting high, where did you get these drugs? -
Got from home without permission



Response	6	8	10	12	Total	
No	99.7	99.0	98.4	99.5	99.1	
Yes	0.3	1.0	1.6	0.5	0.9	
N of Valid	314	287	309	195	1105	
N of Miss	0	0	0	0	0	

Table 180: If you used prescription drugs or over the counter drugs without a doctor telling you to use it or for the purpose of getting high, where did you get these drugs? -
Got from relative with permission



Response	6	8	10	12	Total	
No	100.0	100.0	99.7	99.0	99.7	
Yes	0.0	0.0	0.3	1.0	0.3	
N of Valid	314	287	309	195	1105	
N of Miss	0	0	0	0	0	

Table 181: If you used prescription drugs or over the counter drugs without a doctor telling you to use it or for the purpose of getting high, where did you get these drugs? -
Got from relative without permission



Response	6	8	10	12	Total	
No	100.0	99.7	99.7	99.5	99.7	
Yes	0.0	0.3	0.3	0.5	0.3	
N of Valid	314	287	309	195	1105	
N of Miss	0	0	0	0	0	

Table 182: If you used prescription drugs or over the counter drugs without a doctor telling you to use it or for the purpose of getting high, where did you get these drugs? -
Got from friend's home with permission



Response	6	8	10	12	Total	
No	100.0	99.3	99.7	99.0	99.5	
Yes	0.0	0.7	0.3	1.0	0.5	
N of Valid	314	287	309	195	1105	
N of Miss	0	0	0	0	0	

Table 183: If you used prescription drugs or over the counter drugs without a doctor telling you to use it or for the purpose of getting high, where did you get these drugs? -
Got from friend's home without permission



Response	6	8	10	12	Total	
No	100.0	100.0	99.4	99.5	99.7	
Yes	0.0	0.0	0.6	0.5	0.3	
N of Valid	314	287	309	195	1105	
N of Miss	0	0	0	0	0	

Table 184: If you used prescription drugs or over the counter drugs without a doctor telling you to use it or for the purpose of getting high, where did you get these drugs? -
Got from friend at school



Response	6	8	10	12	Total	
No	100.0	99.3	98.4	99.5	99.3	
Yes	0.0	0.7	1.6	0.5	0.7	
N of Valid	314	287	309	195	1105	
N of Miss	0	0	0	0	0	

Table 185: If you used prescription drugs or over the counter drugs without a doctor telling you to use it or for the purpose of getting high, where did you get these drugs? -
Got from friend at party



Response	6	8	10	12	Total	
No	100.0	99.3	98.4	99.5	99.3	
Yes	0.0	0.7	1.6	0.5	0.7	
N of Valid	314	287	309	195	1105	
N of Miss	0	0	0	0	0	

Table 186: If you used prescription drugs or over the counter drugs without a doctor telling you to use it or for the purpose of getting high, where did you get these drugs? -
Got from friend, elsewhere



Response	6	8	10	12	Total	
No	100.0	100.0	96.8	99.0	98.9	
Yes	0.0	0.0	3.2	1.0	1.1	
N of Valid	314	287	309	195	1105	
N of Miss	0	0	0	0	0	

Table 187: If you used prescription drugs or over the counter drugs without a doctor telling you to use it or for the purpose of getting high, where did you get these drugs? -
Got from internet sale



Response	6	8	10	12	Total	
No	100.0	100.0	100.0	99.0	99.8	
Yes	0.0	0.0	0.0	1.0	0.2	
N of Valid	314	287	309	195	1105	
N of Miss	0	0	0	0	0	

Table 188: During the last month, about how many marijuana cigarettes, or the equivalent, did you smoke a day, on the average?








Response	6	8	10	12	Total	
None	100.0	96.2	86.7	88.8	93.1	
Less than 1 a day	0.0	2.7	5.3	2.1	2.6	
1 a day	0.0	0.4	1.3	2.7	1.0	
2-3 a day	0.0	0.8	2.7	2.1	1.4	
4-6 a day	0.0	0.0	2.3	2.1	1.1	
7-10 a day	0.0	0.0	0.3	0.0	0.1	
11 or more a day	0.0	0.0	1.3	2.1	0.8	
N of Valid	285	263	300	188	1036	
N of Miss	29	24	9	7	69	

Table 189: How wrong do your friends feel it would be for YOU to: have one or two drinks of an alcoholic beverage nearly every day?





Response	6	8	10	12	Total	
Very wrong	84.4	71.5	42.0	41.3	61.0	
Wrong	11.0	15.4	21.3	23.4	17.3	
A little bit wrong	3.2	8.5	21.7	16.8	12.4	
Not at all wrong	1.4	4.6	15.0	18.5	9.3	
N of Valid	282	260	300	184	1026	
N of Miss	32	27	9	11	79	

Table 190: How wrong do your friends feel it would be for YOU to: smoke tobacco?





Response	6	8	10	12	Total	
Very wrong	90.6	76.5	49.5	48.4	67.4	
Wrong	6.5	13.1	21.1	18.8	14.7	
A little bit wrong	1.1	6.2	15.1	12.9	8.6	
Not at all wrong	1.8	4.2	14.4	19.9	9.4	
N of Valid	278	260	299	186	1023	
N of Miss	36	27	10	9	82	

Table 191: How wrong do your friends feel it would be for YOU to: smoke marijuana?





Response	6	8	10	12	Total	
Very wrong	92.8	77.8	51.3	47.0	68.5	
Wrong	3.6	8.0	20.0	14.6	11.5	
A little bit wrong	0.7	9.2	11.7	17.8	9.2	
Not at all wrong	2.9	5.0	17.0	20.5	10.8	
N of Valid	276	261	300	185	1022	
N of Miss	38	26	9	10	83	

Table 192: How wrong do your friends feel it would be for YOU to: use prescription drugs not prescribed to you?





Response	6	8	10	12	Total	
Very wrong	90.3	85.8	70.3	65.2	78.8	
Wrong	6.9	9.2	18.3	20.1	13.2	
A little bit wrong	1.8	3.1	6.7	9.2	4.9	
Not at all wrong	1.1	1.9	4.7	5.4	3.1	
N of Valid	277	261	300	184	1022	
N of Miss	37	26	9	11	83	

Table 193: How wrong would most adults (over 21) in your neighborhood think it is for kids your age: to use marijuana?





Response	6	8	10	12	Total	
Very wrong	93.6	79.4	67.7	62.7	76.9	
Wrong	3.5	13.6	20.5	17.3	13.5	
A little bit wrong	1.1	5.1	6.1	12.4	5.6	
Not at all wrong	1.8	1.9	5.7	7.6	4.0	
N of Valid	282	257	297	185	1021	
N of Miss	32	30	12	10	84	

Table 194: How wrong would most adults (over 21) in your neighborhood think it is for kids your age: to drink alcohol?





Response	6	8	10	12	Total	
Very wrong	90.6	74.7	54.0	50.8	68.6	
Wrong	5.8	14.0	25.2	21.3	16.4	
A little bit wrong	2.2	8.2	13.4	20.2	10.3	
Not at all wrong	1.4	3.1	7.4	7.7	4.7	
N of Valid	276	257	298	183	1014	
N of Miss	38	30	11	12	91	

Table 195: How wrong would most adults (over 21) in your neighborhood think it is for kids your age: to smoke cigarettes?





Response	6	8	10	12	Total	
Very wrong	89.9	75.2	59.6	56.0	71.2	
Wrong	5.1	13.2	21.5	22.3	15.1	
A little bit wrong	2.9	8.1	12.5	14.1	9.1	
Not at all wrong	2.2	3.5	6.4	7.6	4.7	
N of Valid	277	258	297	184	1016	
N of Miss	37	29	12	11	89	

Table 196: How much do each of the following statements describe your neighborhood? crime and/or drug selling





Response	6	8	10	12	Total	
NO!	80.1	79.3	66.3	67.4	73.5	
no	15.1	12.1	22.9	18.5	17.2	
yes	3.7	7.0	8.8	11.4	7.4	
YES!	1.1	1.6	2.0	2.7	1.8	
N of Valid	272	256	297	184	1009	
N of Miss	42	31	12	11	96	

Table 197: How much do each of the following statements describe your neighborhood? fights





Response	6	8	10	12	Total	
NO!	72.5	71.8	66.0	69.6	69.8	
no	17.1	21.2	25.0	22.3	21.4	
yes	8.2	5.9	7.7	7.1	7.2	
YES!	2.2	1.2	1.3	1.1	1.5	
N of Valid	269	255	300	184	1008	
N of Miss	45	32	9	11	97	

Table 198: How much do each of the following statements describe your neighborhood? lots of empty or abandoned buildings

Response	6	8	10	12	Total	
NO!	74.1	74.3	66.2	72.3	71.5	
no	19.3	21.8	26.4	20.7	22.3	
yes	5.9	3.1	5.7	4.9	5.0	
YES!	0.7	0.8	1.7	2.2	1.3	
N of Valid	270	257	299	184	1010	
N of Miss	44	30	10	11	95	

Table 199: How much do each of the following statements describe your neighborhood? lots of graffiti

Response	6	8	10	12	Total	
NO!	82.6	83.1	76.4	78.1	80.1	
no	15.2	15.4	21.5	20.2	18.0	
yes	1.5	1.2	1.3	0.5	1.2	
YES!	0.8	0.4	0.7	1.1	0.7	
N of Valid	264	254	297	183	998	
N of Miss	50	33	12	12	107	

Table 200: I feel safe in my neighborhood.

Response	6	8	10	12	Total	
NO!	6.2	4.3	6.4	8.1	6.1	
no	5.5	5.4	5.7	4.9	5.4	
yes	26.3	25.2	32.1	28.6	28.1	
YES!	62.0	65.1	55.9	58.4	60.3	
N of Valid	274	258	299	185	1016	
N of Miss	40	29	10	10	89	

Table 201: If a kid smoked marijuana in your neighborhood would he or she be caught by the police?





Response	6	8	10	12	Total	
NO!	9.9	14.3	20.8	26.8	17.3	
no	18.6	31.9	41.3	48.1	34.0	
yes	33.2	31.1	26.5	18.0	27.9	
YES!	38.3	22.7	11.4	7.1	20.8	
N of Valid	274	251	298	183	1006	
N of Miss	40	36	11	12	99	

Table 202: If a kid drank some beer, wine or hard liquor (for example, vodka, whiskey, or gin) in your neighborhood would he or she be caught by the police?





Response	6	8	10	12	Total	
NO!	11.3	16.7	28.2	32.2	21.5	
no	26.6	39.4	46.0	50.3	39.9	
yes	31.0	25.1	19.1	11.5	22.5	
YES!	31.0	18.7	6.7	6.0	16.2	
N of Valid	274	251	298	183	1006	
N of Miss	40	36	11	12	99	

Table 203: If a kid carried a handgun in your neighborhood would he or she be caught by the police?





Response	6	8	10	12	Total	
NO!	11.6	14.4	19.1	24.6	16.9	
no	24.4	28.0	32.9	38.8	30.4	
yes	27.6	26.8	30.9	21.3	27.2	
YES!	36.4	30.8	17.1	15.3	25.4	
N of Valid	275	250	298	183	1006	
N of Miss	39	37	11	12	99	

Table 204: If you wanted to get some cigarettes, how easy would it be for you to get some?





Response	6	8	10	12	Total	
Very hard	80.8	58.9	32.0	19.7	49.6	
Sort of hard	7.4	12.1	15.5	11.5	11.7	
Sort of easy	7.0	16.1	24.2	21.3	17.0	
Very easy	4.8	12.9	28.3	47.5	21.6	
N of Valid	271	248	297	183	999	
N of Miss	43	39	12	12	106	

Table 205: If you wanted to get some beer, wine or hard liquor (for example, vodka, whiskey, or gin), how easy would it be for you to get some?





Response	6	8	10	12	Total	
Very hard	75.8	59.5	22.6	19.4	45.6	
Sort of hard	12.3	15.0	13.8	11.1	13.2	
Sort of easy	7.4	13.4	29.6	28.3	19.3	
Very easy	4.5	12.1	34.0	41.1	21.9	
N of Valid	269	247	297	180	993	
N of Miss	45	40	12	15	112	

Table 206: If you wanted to get a drug like cocaine, LSD, or amphetamines, how easy would it be for you to get some?





Response	6	8	10	12	Total	
Very hard	93.6	89.9	66.2	63.0	78.9	
Sort of hard	4.1	6.5	16.2	17.7	10.8	
Sort of easy	0.4	1.2	9.5	9.4	4.9	
Very easy	1.9	2.4	8.1	9.9	5.3	
N of Valid	267	248	296	181	992	
N of Miss	47	39	13	14	113	

Table 207: If you wanted to get a handgun, how easy would it be for you to get one?

Response	6	8	10	12	Total	
Very hard	72.5	60.6	39.7	43.3	54.5	
Sort of hard	14.9	14.1	21.0	17.2	16.9	
Sort of easy	6.3	13.3	19.3	14.4	13.4	
Very easy	6.3	12.0	20.0	25.0	15.2	
N of Valid	269	249	295	180	993	
N of Miss	45	38	14	15	112	

Table 208: If you wanted to get some marijuana, how easy would it be for you to get some?

Response	6	8	10	12	Total	
Very hard	94.0	77.6	41.9	36.7	63.9	
Sort of hard	2.6	11.0	13.5	9.4	9.2	
Sort of easy	2.2	4.1	17.2	13.9	9.3	
Very easy	1.1	7.3	27.4	40.0	17.6	
N of Valid	267	246	296	180	989	
N of Miss	47	41	13	15	116	

Table 209: If you wanted to get prescription drugs for the purpose of getting high, how easy would it be for you to get some?

Response	6	8	10	12	Total	
Very hard	84.0	67.9	37.8	41.9	58.6	
Sort of hard	6.7	10.0	18.6	14.5	12.5	
Sort of easy	4.5	12.4	18.2	18.4	13.1	
Very easy	4.8	9.6	25.3	25.1	15.8	
N of Valid	269	249	296	179	993	
N of Miss	45	38	13	16	112	

Table 210: If you wanted to get synthetic marijuana such as K2 or chemical products such as bath salts to get high, how easy would it be for you to get some?





Response	6	8	10	12	Total	
Very hard	92.9	87.9	63.6	61.1	77.1	
Sort of hard	4.1	9.7	16.5	18.9	11.9	
Sort of easy	1.1	0.8	8.8	8.9	4.7	
Very easy	1.9	1.6	11.1	11.1	6.2	
N of Valid	268	248	297	180	993	
N of Miss	46	39	12	15	112	

Table 211: If you wanted to get steroids to use or to enhance athletic performance, how easy would it be for you to get some?





Response	6	8	10	12	Total	
Very hard	91.8	88.8	65.5	58.9	77.2	
Sort of hard	5.2	6.4	18.6	17.8	11.8	
Sort of easy	0.7	2.8	6.8	11.1	4.9	
Very easy	2.2	2.0	9.1	12.2	6.0	
N of Valid	267	249	296	180	992	
N of Miss	47	38	13	15	113	

Table 212: If you wanted to get e-cigarettes, e-cigars, or e-hookahs, how easy would it be for you to get some?





Response	6	8	10	12	Total	
Very hard	89.5	77.8	40.7	37.8	62.6	
Sort of hard	6.0	7.3	14.2	8.9	9.3	
Sort of easy	1.9	7.3	15.9	13.9	9.6	
Very easy	2.6	7.7	29.2	39.4	18.5	
N of Valid	267	248	295	180	990	
N of Miss	47	39	14	15	115	

Table 213: During the past 12 months, have you participated in any alcohol prevention programs or seen any alcohol prevention messages in your school or community? Yes, a school-based program focused on preventing underage drinking and/or drinking and driving.



Response	6	8	10	12	Total	
No	61.1	61.0	73.8	75.9	67.2	
Yes	38.9	39.0	26.2	24.1	32.8	
N of Valid	314	287	309	195	1105	
N of Miss	0	0	0	0	0	

Table 214: During the past 12 months, have you participated in any alcohol prevention programs or seen any alcohol prevention messages in your school or community? Yes, a community-based program focused on preventing underage drinking and/or drinking and driving (for example, through your church or temple or through youth groups like Boys and Girls Club or 4-H).



Response	6	8	10	12	Total	
No	93.9	96.5	92.9	91.3	93.8	
Yes	6.1	3.5	7.1	8.7	6.2	
N of Valid	314	287	309	195	1105	
N of Miss	0	0	0	0	0	

Table 215: During the past 12 months, have you participated in any alcohol prevention programs or seen any alcohol prevention messages in your school or community? Yes, a media campaign addressing underage drinking and/or drinking and driving (for example, newspaper ads, posters, pamphlets, radio, TV).



Response	6	8	10	12	Total	
No	91.4	89.2	90.0	91.8	90.5	
Yes	8.6	10.8	10.0	8.2	9.5	
N of Valid	314	287	309	195	1105	
N of Miss	0	0	0	0	0	

Table 216: During the past 12 months, have you participated in any alcohol prevention programs or seen any alcohol prevention messages in your school or community? No



Response	6	8	10	12	Total	
No	58.6	59.6	39.8	42.6	50.8	
Yes	41.4	40.4	60.2	57.4	49.2	
N of Valid	314	287	309	195	1105	
N of Miss	0	0	0	0	0	

Table 217: How wrong do your parents feel it would be for YOU to: have one or two drinks of an alcoholic beverage nearly every day?





Response	6	8	10	12	Total	
Very wrong	94.7	84.8	76.4	71.6	82.5	
Wrong	3.4	12.8	14.5	20.8	12.3	
A little bit wrong	1.9	2.0	6.8	4.9	3.9	
Not at all wrong	0.0	0.4	2.4	2.7	1.3	
N of Valid	266	250	296	183	995	
N of Miss	48	37	13	12	110	

Table 218: How wrong do your parents feel it would be for YOU to: smoke tobacco?





Response	6	8	10	12	Total	
Very wrong	97.0	88.0	82.5	83.0	87.8	
Wrong	1.5	8.4	11.1	9.3	7.6	
A little bit wrong	1.1	2.8	4.0	5.5	3.2	
Not at all wrong	0.4	0.8	2.4	2.2	1.4	
N of Valid	265	249	297	182	993	
N of Miss	49	38	12	13	112	

Table 219: How wrong do your parents feel it would be for YOU to: smoke marijuana?





Response	6	8	10	12	Total	
Very wrong	97.7	89.1	84.5	82.3	88.8	
Wrong	1.1	5.7	5.1	8.3	4.8	
A little bit wrong	0.8	3.6	7.1	5.5	4.2	
Not at all wrong	0.4	1.6	3.4	3.9	2.2	
N of Valid	265	247	296	181	989	
N of Miss	49	40	13	14	116	

Table 220: How wrong do your parents feel it would be for YOU to: use prescription drugs not prescribed to you?





Response	6	8	10	12	Total	
Very wrong	94.7	93.6	92.9	88.4	92.7	
Wrong	3.4	4.8	5.8	7.7	5.3	
A little bit wrong	1.1	0.8	1.0	2.8	1.3	
Not at all wrong	0.8	0.8	0.3	1.1	0.7	
N of Valid	264	251	294	181	990	
N of Miss	50	36	15	14	115	

Table 221: How wrong do your parents feel it would be for YOU to: steal something worth more than \$5?





Response	6	8	10	12	Total	
Very wrong	85.2	88.0	86.4	85.6	86.3	
Wrong	11.0	9.2	11.2	11.0	10.6	
A little bit wrong	3.0	2.0	1.0	2.2	2.0	
Not at all wrong	0.8	0.8	1.4	1.1	1.0	
N of Valid	264	249	295	181	989	
N of Miss	50	38	14	14	116	

Table 222: How wrong do your parents feel it would be for YOU to: draw graffiti, write things, or draw pictures on buildings or other property (without the owner's permission)?





Response	6	8	10	12	Total	
Very wrong	93.9	88.0	86.5	82.9	88.2	
Wrong	4.5	8.0	10.1	12.7	8.6	
A little bit wrong	1.1	2.8	1.7	2.8	2.0	
Not at all wrong	0.4	1.2	1.7	1.7	1.2	
N of Valid	264	251	296	181	992	
N of Miss	50	36	13	14	113	

Table 223: How wrong do your parents feel it would be for YOU to: pick a fight with someone?





Response	6	8	10	12	Total	
Very wrong	78.3	68.0	59.5	65.2	67.7	
Wrong	15.6	20.8	22.0	17.1	19.1	
A little bit wrong	4.2	9.2	14.5	13.3	10.2	
Not at all wrong	1.9	2.0	4.1	4.4	3.0	
N of Valid	263	250	296	181	990	
N of Miss	51	37	13	14	115	

Table 224: During the past 12 months, have you talked with at least one of your parents about the dangers of underage drinking and/or drinking and driving? By parents, we mean either your biological parents, adoptive parents, stepparents, or adult guardians - whether or not they live with you.



Response	6	8	10	12	Total	
No	43.8	51.4	46.2	48.9	47.4	
Yes	56.2	48.6	53.8	51.1	52.6	
N of Valid	260	245	292	178	975	
N of Miss	54	42	17	17	130	

Table 225: The rules in my family are clear.





Response	6	8	10	12	Total	
NO!	3.5	2.4	2.0	3.3	2.7	
no	1.5	4.0	5.7	2.7	3.6	
yes	34.6	28.8	35.8	41.2	34.7	
YES!	60.4	64.8	56.5	52.7	58.9	
N of Valid	260	250	299	182	991	
N of Miss	54	37	10	13	114	

Table 226: People in my family have serious arguments about the same things, and often insult or yell at each other.

Response	6	8	10	12	Total	
NO!	40.9	37.9	26.7	28.0	33.5	
no	37.5	34.3	43.6	46.7	40.2	
yes	18.5	21.4	21.3	15.4	19.5	
YES!	3.1	6.5	8.4	9.9	6.8	
N of Valid	259	248	296	182	985	
N of Miss	55	39	13	13	120	

Table 227: When I am not at home, one of my parents knows where I am and who I am with.

Response	6	8	10	12	Total	
NO!	3.8	2.4	2.7	4.4	3.2	
no	1.5	2.8	1.0	2.7	1.9	
yes	25.6	22.2	37.5	46.7	32.2	
YES!	69.1	72.6	58.9	46.2	62.7	
N of Valid	262	248	299	182	991	
N of Miss	52	39	10	13	114	

Table 228: My family has clear rules about alcohol and drug use.

Response	6	8	10	12	Total	
NO!	3.5	2.4	2.3	3.9	2.9	
no	4.3	6.0	8.1	7.2	6.4	
yes	20.2	22.1	27.9	40.9	26.8	
YES!	72.1	69.5	61.7	48.1	63.9	
N of Valid	258	249	298	181	986	
N of Miss	56	38	11	14	119	

Table 229: If you skipped school would you be caught by your parents?

Response	6	8	10	12	Total
NO!	4.2	3.7	5.1	6.1	4.7
no	3.5	5.3	11.1	23.2	9.9
yes	24.3	21.2	25.3	30.4	25.0
YES!	68.0	69.8	58.4	40.3	60.4
N of Valid	259	245	296	181	981
N of Miss	55	42	13	14	124

Table 230: My parents ask if I've gotten my homework done.

Response	6	8	10	12	Total
NO!	3.4	3.2	7.7	10.9	6.0
no	2.7	9.6	14.5	13.7	10.0
yes	29.0	27.2	27.3	44.3	30.8
YES!	64.9	60.0	50.5	31.1	53.1
N of Valid	262	250	297	183	992
N of Miss	52	37	12	12	113

Table 231: Would your parents know if you did not come home on time?

Response	6	8	10	12	Total
NO!	3.9	2.0	4.1	6.0	3.9
no	6.2	7.7	9.2	6.6	7.5
yes	25.9	23.5	25.8	41.2	28.1
YES!	64.1	66.8	61.0	46.2	60.5
N of Valid	259	247	295	182	983
N of Miss	55	40	14	13	122

Table 232: Do you know how to properly dispose of leftover prescription drugs?



Response	6	8	10	12	Total	
No	72.9	62.6	59.4	49.2	61.8	
Yes	27.1	37.4	40.6	50.8	38.2	
N of Valid	251	238	286	179	954	
N of Miss	63	49	23	16	151	

Table 233: Have any of your brothers or sisters ever: drunk beer, wine or hard liquor (for example, vodka, whiskey or gin)?




Response	6	8	10	12	Total	
No	78.7	65.6	46.8	39.1	58.5	
Yes	15.9	30.8	48.1	55.9	36.6	
I don't have any brothers or sisters	5.4	3.6	5.1	5.0	4.8	
N of Valid	258	247	293	179	977	
N of Miss	56	40	16	16	128	

Table 234: Have any of your brothers or sisters ever: smoked marijuana?




Response	6	8	10	12	Total	
No	91.4	81.8	69.8	61.1	76.9	
Yes	3.1	15.0	25.4	33.3	18.4	
I don't have any brothers or sisters	5.5	3.2	4.8	5.6	4.7	
N of Valid	256	247	291	180	974	
N of Miss	58	40	18	15	131	

Table 235: Have any of your brothers or sisters ever: smoked cigarettes?




Response	6	8	10	12	Total	
No	83.1	71.7	62.9	58.1	69.5	
Yes	11.0	24.6	32.0	36.9	25.5	
I don't have any brothers or sisters	5.9	3.7	5.1	5.0	4.9	
N of Valid	254	244	294	179	971	
N of Miss	60	43	15	16	134	

Table 236: Have any of your brothers or sisters ever: taken a handgun to school?




Response	6	8	10	12	Total	
No	93.7	96.7	92.4	93.9	94.1	
Yes	0.8	0.4	2.4	1.7	1.3	
I don't have any brothers or sisters	5.5	2.8	5.2	4.5	4.5	
N of Valid	254	246	291	179	970	
N of Miss	60	41	18	16	135	

Table 237: Have any of your brothers or sisters ever: been suspended or expelled from school?




Response	6	8	10	12	Total	
No	80.2	81.2	69.8	73.2	76.0	
Yes	14.2	15.5	25.1	22.3	19.3	
I don't have any brothers or sisters	5.5	3.3	5.2	4.5	4.6	
N of Valid	253	245	291	179	968	
N of Miss	61	42	18	16	137	

Table 238: Have any of your brothers or sisters ever: used e-cigarettes, e-cigars or e-hookahs?




Response	6	8	10	12	Total	
No	91.8	80.6	70.3	67.8	78.1	
Yes	2.7	16.2	24.6	27.2	17.2	
I don't have any brothers or sisters	5.5	3.2	5.1	5.0	4.7	
N of Valid	255	247	293	180	975	
N of Miss	59	40	16	15	130	

Table 239: Have any of your brothers or sisters ever: used prescription drugs not prescribed to him/her?




Response	6	8	10	12	Total	
No	92.1	91.4	82.6	79.4	86.7	
Yes	2.8	4.9	12.3	16.1	8.7	
I don't have any brothers or sisters	5.2	3.7	5.1	4.4	4.6	
N of Valid	252	245	293	180	970	
N of Miss	62	42	16	15	135	

Table 240: Have you changed homes in the past year (the last 12 months)?



Response	6	8	10	12	Total	
No	72.4	78.6	75.5	84.2	77.1	
Yes	27.6	21.4	24.5	15.8	22.9	
N of Valid	257	248	298	183	986	
N of Miss	57	39	11	12	119	

Table 241: How many times have you changed homes since kindergarten?






Response	6	8	10	12	Total	
Never	40.8	36.7	32.9	33.7	36.0	
1 or 2 times	34.1	33.1	35.2	32.1	33.8	
3 or 4 times	16.5	13.3	16.1	20.1	16.2	
5 or 6 times	3.5	8.9	8.1	10.3	7.5	
7 or more times	5.1	8.1	7.7	3.8	6.4	
N of Valid	255	248	298	184	985	
N of Miss	59	39	11	11	120	

Table 242: Have you changed schools (including changing from elementary to middle and middle to high school) in the past year?



Response	6	8	10	12	Total	
No	69.2	69.8	54.2	81.1	67.0	
Yes	30.8	30.2	45.8	18.9	33.0	
N of Valid	247	242	297	180	966	
N of Miss	67	45	12	15	139	

Table 243: How many times have you changed schools since kindergarten (including changing from elementary to middle and middle to high school)?






Response	6	8	10	12	Total	
Never	29.9	23.2	27.9	25.3	26.7	
1 or 2 times	53.0	33.7	18.5	11.0	29.8	
3 or 4 times	10.4	26.8	30.2	29.7	24.2	
5 or 6 times	4.0	6.9	16.1	25.8	12.5	
7 or more times	2.8	9.3	7.4	8.2	6.9	
N of Valid	251	246	298	182	977	
N of Miss	63	41	11	13	128	

Table 244: Has anyone in your family ever had severe alcohol or drug problems?



Response	6	8	10	12	Total	
No	77.3	62.4	52.9	55.0	61.9	
Yes	22.7	37.6	47.1	45.0	38.1	
N of Valid	247	245	295	180	967	
N of Miss	67	42	14	15	138	

Table 245: About how many adults (over 21) have you known personally who in the past year have: used marijuana, crack, cocaine, or other drugs?






Response	6	8	10	12	Total	
0	83.5	72.1	53.2	51.1	65.3	
1	10.5	14.6	17.3	15.9	14.6	
2	2.0	4.9	8.8	14.3	7.1	
3-4	2.0	4.0	10.5	11.0	6.8	
5	2.0	4.5	10.2	7.7	6.2	
N of Valid	248	247	295	182	972	
N of Miss	66	40	14	13	133	

Table 246: About how many adults (over 21) have you known personally who in the past year have: sold or dealt drugs?






Response	6	8	10	12	Total	
0	89.0	84.6	66.0	66.3	76.6	
1	8.6	8.5	12.6	13.6	10.7	
2	1.6	2.8	7.8	9.2	5.3	
3-4	0.4	1.2	5.4	7.6	3.5	
5	0.4	2.8	8.2	3.3	3.9	
N of Valid	245	246	294	184	969	
N of Miss	69	41	15	11	136	

Table 247: About how many adults (over 21) have you known personally who in the past year have: done other things that could get them in trouble with the police, like stealing, selling stolen goods, mugging or assaulting others, etc.?






Response	6	8	10	12	Total	
0	89.4	78.8	66.2	67.8	75.6	
1	8.5	10.2	13.2	12.6	11.1	
2	0.4	5.7	6.8	6.6	4.8	
3-4	0.8	1.6	5.7	7.7	3.8	
5	0.8	3.7	8.1	5.5	4.6	
N of Valid	246	245	296	183	970	
N of Miss	68	42	13	12	135	

Table 248: About how many adults (over 21) have you known personally who in the past year have: gotten drunk or high?






Response	6	8	10	12	Total	
0	70.9	52.0	32.5	38.1	48.2	
1	15.2	19.9	16.6	11.6	16.1	
2	4.5	12.2	10.8	16.0	10.6	
3-4	6.1	4.9	15.6	12.2	9.8	
5	3.3	11.0	24.4	22.1	15.2	
N of Valid	244	246	295	181	966	
N of Miss	70	41	14	14	139	

Table 249: Have you seen or heard information about underage drinking in the past 12 months from the following sources? Radio



Response	6	8	10	12	Total	
No	60.0	51.2	51.3	60.2	55.1	
Yes	40.0	48.8	48.7	39.8	44.9	
N of Valid	240	252	298	186	976	
N of Miss	74	35	11	9	129	

Table 250: Have you seen or heard information about underage drinking in the past 12 months from the following sources? TV.



Response	6	8	10	12	Total	
No	36.6	30.3	27.8	39.9	32.9	
Yes	63.4	69.7	72.2	60.1	67.1	
N of Valid	238	251	299	183	971	
N of Miss	76	36	10	12	134	

Table 251: Have you seen or heard information about underage drinking in the past 12 months from the following sources? Print. This includes information on underage drinking you may have seen in the newspaper, on a billboard, in pamphlets, on stickers, etc.



Response	6	8	10	12	Total	
No	59.2	45.6	45.0	42.2	48.1	
Yes	40.8	54.4	55.0	57.8	51.9	
N of Valid	238	252	300	185	975	
N of Miss	76	35	9	10	130	

Table 252: Have you seen or heard information about underage drinking in the past 12 months from the following sources? Website or social media? (Facebook, Myspace, website, etc.)



Response	6	8	10	12	Total	
No	53.2	44.2	41.5	49.7	46.6	
Yes	46.8	55.8	58.5	50.3	53.4	
N of Valid	237	251	299	185	972	
N of Miss	77	36	10	10	133	

Table 253: The next questions ask about your opinions of the information you saw or heard. If you have seen or heard more than one ad, please think about your favorite ad when answering these questions. The information about underage drinking that I saw or heard was convincing.

Response	6	8	10	12	Total	
NO!	28.8	13.0	15.4	17.3	18.4	
no	7.0	12.6	19.8	20.0	14.9	
yes	18.8	29.7	40.6	33.0	31.1	
YES!	21.0	26.4	15.1	15.1	19.4	
I have not seen or heard any ads about underage drinking in the past 12 months.	24.5	18.3	9.1	14.6	16.2	
N of Valid	229	246	298	185	958	
N of Miss	85	41	11	10	147	

Table 254: The next questions ask about your opinions of the information you saw or heard. If you have seen or heard more than one ad, please think about your favorite ad when answering these questions. The information about underage drinking that I saw or heard grabbed my attention.

Response	6	8	10	12	Total	
NO!	23.8	11.2	15.3	15.1	16.3	
no	11.7	14.9	22.3	25.4	18.4	
yes	21.2	27.3	36.7	30.8	29.4	
YES!	19.9	26.9	16.7	15.1	19.8	
I have not seen or heard any ads about underage drinking in the past 12 months.	23.4	19.7	9.0	13.5	16.1	
N of Valid	231	249	300	185	965	
N of Miss	83	38	9	10	140	

Table 255: The next questions ask about your opinions of the information you saw or heard. If you have seen or heard more than one ad, please think about your favorite ad when answering these questions. The information about underage drinking that I saw or heard said something important to me.

Response	6	8	10	12	Total	
NO!	22.3	12.5	15.0	16.3	16.3	
no	12.2	16.5	26.7	25.0	20.3	
yes	21.4	27.4	31.0	29.9	27.6	
YES!	19.2	24.2	18.3	15.2	19.5	
I have not seen or heard any ads about underage drinking in the past 12 months.	24.9	19.4	9.0	13.6	16.3	
N of Valid	229	248	300	184	961	
N of Miss	85	39	9	11	144	

Table 256: The next questions ask about your opinions of the information you saw or heard. If you have seen or heard more than one ad, please think about your favorite ad when answering these questions. Seeing or hearing this information about underage drinking made me want to stop or decrease my drinking.










Response	6	8	10	12	Total	
NO!	23.6	12.9	18.0	22.4	18.9	
no	6.5	10.8	20.1	23.0	15.1	
yes	6.9	19.0	23.1	19.1	17.5	
YES!	19.4	26.3	19.4	16.9	20.6	
I have not seen or heard any ads about underage drinking in the past 12 months.	43.5	31.0	19.4	18.6	27.8	
N of Valid	216	232	294	183	925	
N of Miss	98	55	15	12	180	

Table 257: How honest were you in filling out this survey?

Response	6	8	10	12	Total	
I was very honest	88.7	85.0	79.5	76.7	82.6	
I was honest pretty much of the time	10.1	12.6	17.1	19.0	14.6	
I was honest some of the time	0.8	2.0	2.7	2.1	1.9	
I was honest once in a while	0.4	0.4	0.7	2.1	0.8	
I was not honest at all	0.0	0.0	0.0	0.0	0.0	
N of Valid	238	253	298	189	978	
N of Miss	76	34	11	6	127	