

2016 APNA

Arkansas Prevention Needs Assessment Survey

**Garland County
Tables**

**Arkansas Department of Human Services
Division of Behavioral Health Services
Prevention Services**

Conducted by International Survey Associates dba Pride Surveys

Contents

1	INTRODUCTION	11
2	PERCENTAGE TABLES	16

List of Tables

1	Sex	17
2	Age	17
3	Are you Hispanic or Latino?	17
4	What is your race? Black or African American	18
5	What is your race? Asian	18
6	What is your race? American Indian	18
7	What is your race? Alaska Native	18
8	What is your race? White	19
9	What is your race? Native Hawaiian or Other Pacific Islander	19
10	What is your race? Other	19
11	What is the highest level of schooling completed by your mother or father?	20
12	Think of where you live most of the time. Which of the following people live there with you? Mother	20
13	Think of where you live most of the time. Which of the following people live there with you? Stepmother	20
14	Think of where you live most of the time. Which of the following people live there with you? Foster Mother	21
15	Think of where you live most of the time. Which of the following people live there with you? Grandmother	21
16	Think of where you live most of the time. Which of the following people live there with you? Aunt	21
17	Think of where you live most of the time. Which of the following people live there with you? Father	21
18	Think of where you live most of the time. Which of the following people live there with you? Stepfather	22
19	Think of where you live most of the time. Which of the following people live there with you? Foster Father	22
20	Think of where you live most of the time. Which of the following people live there with you? Grandfather	22
21	Think of where you live most of the time. Which of the following people live there with you? Uncle	22
22	Think of where you live most of the time. Which of the following people live there with you? Other Adults	23
23	Think of where you live most of the time. Which of the following people live there with you? Brother(s)	23
24	Think of where you live most of the time. Which of the following people live there with you? Stepbrother(s)	23
25	Think of where you live most of the time. Which of the following people live there with you? Sister(s)	23
26	Think of where you live most of the time. Which of the following people live there with you? Stepsister(s)	24

27	Think of where you live most of the time. Which of the following people live there with you? Other Children	24
28	In my school, students have lots of chances to help decide things like class activities and rules.	24
29	Teachers ask me to work on special classroom projects.	24
30	My teacher(s) notices when I am doing a good job and lets me know about it.	25
31	There are lots of chances for students in my school to get involved in sports, clubs, and other school activities outside of class.	25
32	There are lots of chances for students in my school to talk with a teacher one-on-one.	25
33	I feel safe at my school.	26
34	The school lets my parents know when I have done something well.	26
35	My teachers praise me when I work hard in school.	26
36	Are your school grades better than the grades of most students in your class?	27
37	I have lots of chances to be part of class discussions or activities.	27
38	Now thinking back over the past year in school, how often did you: enjoy being in school?	27
39	Now thinking back over the past year in school, how often did you: hate being in school?	28
40	Now thinking back over the past year in school, how often did you: try to do your best work in school?	28
41	How often do you feel that the school work you are assigned is meaningful and important?	28
42	Putting them all together, what were your grades like last year?	29
43	How important do you think the things you are learning in school are going to be for your later life?	29
44	Do your parents care about your skipping or cutting school?	29
45	During the LAST FOUR WEEKS how many whole days of school have you missed because you skipped or 'cut'?	30
46	What are the chances you would be seen as cool if you: smoked cigarettes?	30
47	What are the chances you would be seen as cool if you: worked hard at school?	30
48	What are the chances you would be seen as cool if you: began drinking alcoholic beverages regularly, that is, at least once or twice a month?	31
49	What are the chances you would be seen as cool if you: defended someone who was being bullied?	31
50	What are the chances you would be seen as cool if you: smoked marijuana?	31
51	What are the chances you would be seen as cool if you: carried a handgun?	32

52	What are the chances you would be seen as cool if you: used e-cigarettes, e-cigars or e-hookahs?	32
53	What are the chances you would be seen as cool if you: bullied someone or cyber bullied someone?	32
54	Think of your four best friends (the friends you feel closest to). In the past year (12 months), how many of your best friends have: participated in clubs, organizations or activities at school?	33
55	Think of your four best friends (the friends you feel closest to). In the past year (12 months), how many of your best friends have: smoked cigarettes?	33
56	Think of your four best friends (the friends you feel closest to). In the past year (12 months), how many of your best friends have: tried beer, wine or hard liquor (for example, vodka, whiskey, or gin) when their parents didn't know about it?	33
57	Think of your four best friends (the friends you feel closest to). In the past year (12 months), how many of your best friends have: used e-cigarettes, e-cigars, or e-hookahs?	34
58	Think of your four best friends (the friends you feel closest to). In the past year (12 months), how many of your best friends have: used marijuana?	34
59	Think of your four best friends (the friends you feel closest to). In the past year (12 months), how many of your best friends have: used prescription drugs or non-prescription drugs for the purpose of getting high?	34
60	Think of your four best friends (the friends you feel closest to). In the past year (12 months), how many of your best friends have: used synthetic marijuana (K2, spice) or bath salts?	35
61	Think of your four best friends (the friends you feel closest to). In the past year (12 months), how many of your best friends have: used LSD, cocaine, amphetamines, or other illegal drugs?	35
62	Think of your four best friends (the friends you feel closest to). In the past year (12 months), how many of your best friends have: been bullied?	35
63	Think of your four best friends (the friends you feel closest to). In the past year (12 months), how many of your best friends have: been suspended from school?	36
64	Think of your four best friends (the friends you feel closest to). In the past year (12 months), how many of your best friends have: carried a handgun?	36
65	Think of your four best friends (the friends you feel closest to). In the past year (12 months), how many of your best friends have: sold illegal drugs?	36
66	Think of your four best friends (the friends you feel closest to). In the past year (12 months), how many of your best friends have: regularly attended religious services?	37

67	Think of your four best friends (the friends you feel closest to). In the past year (12 months), how many of your best friends have: stolen or tried to steal a motor vehicle such as a car or motorcycle?	37
68	Think of your four best friends (the friends you feel closest to). In the past year (12 months), how many of your best friends have: been arrested?	37
69	Think of your four best friends (the friends you feel closest to). In the past year (12 months), how many of your best friends have: dropped out of school?	38
70	Think of your four best friends (the friends you feel closest to). In the past year (12 months), how many of your best friends have: been members of a gang?	38
71	How old were you when you first: smoked marijuana?	38
72	How old were you when you first: smoked a cigarette, even just a puff?	39
73	How old were you when you first: had more than a sip or two of beer, wine or hard liquor (for example, vodka, whiskey, or gin)?	39
74	How old were you when you first: began drinking alcoholic beverages regularly, that is, at least once or twice a month?	40
75	How old were you when you first: used Daztrex?	40
76	How old were you when you first: got suspended from school?	41
77	How old were you when you first: got arrested?	41
78	How old were you when you first: carried a handgun?	42
79	How old were you when you first: used e-cigarettes, e-cigars, or e-hookahs?	42
80	How old were you when you first: belonged to a gang?	43
81	How old were you when you first: used prescription drugs not prescribed to you?	43
82	How wrong do you think it is for someone your age to: take a handgun to school?	44
83	How wrong do you think it is for someone your age to: steal anything?	44
84	How wrong do you think it is for someone your age to: pick a fight with someone?	44
85	How wrong do you think it is for someone your age to: attack someone with the idea of seriously hurting them?	45
86	How wrong do you think it is for someone your age to: stay away from school all day when their parents think they are at school?	45
87	How wrong do you think it is for someone your age to: drink beer, wine or hard liquor (for example, vodka, whiskey, or gin) regularly?	45
88	How wrong do you think it is for someone your age to: smoke cigarettes?	46
89	How wrong do you think it is for someone your age to: smoke marijuana?	46

90	How wrong do you think it is for someone your age to: use prescription drugs or non-prescription drugs for the purpose of getting high?	46
91	How wrong do you think it is for someone your age to: use synthetic marijuana (K2, spice) or bath salts?	47
92	How wrong do you think it is for someone your age to: use LSD, cocaine, amphetamines or another illegal drug?	47
93	How wrong do you think it is for someone your age to: use e-cigarettes, e-cigars or e-hookahs?	47
94	At school during the past 12 months, did you receive help from the resource teacher, speech therapist or other special education teacher?	48
95	How many times in the past year (12 months) have you: been suspended from school?	48
96	How many times in the past year (12 months) have you: carried a handgun?	48
97	How many times in the past year (12 months) have you: sold illegal drugs?	49
98	How many times in the past year (12 months) have you: stolen or tried to steal a motor vehicle such as a car or motorcycle?	49
99	How many times in the past year (12 months) have you: participated in clubs, organizations or activities at school?	50
100	How many times in the past year (12 months) have you: been arrested?	50
101	How many times in the past year (12 months) have you: attacked someone with the idea of seriously hurting them?	51
102	How many times in the past year (12 months) have you: been drunk or high at school?	51
103	How many times in the past year (12 months) have you: taken a handgun to school?	52
104	Are you currently on probation, or assigned a probation officer with Juvenile Court?	52
105	Have you ever belonged to a gang?	52
106	If you have ever belonged to a gang, did that gang have a name?	53
107	You are at a party at someone's house, and one of your friends offers you a drink containing alcohol. What would you say or do?	53
108	How often do you attend religious services or activities?	53
109	I think sometimes it's okay to cheat at school.	54
110	It is important to think before you act.	54
111	Sometimes I think that life is not worth it.	54
112	At times I think I am no good at all.	55
113	All in all, I am inclined to think that I am a failure.	55
114	In the past year, have you felt depressed or sad MOST days, even if you felt okay sometimes?	55
115	It is all right to beat up people if they start the fight.	56
116	I think it is okay to take something without asking if you can get away with it.	56

117	Where do you get the most information about living a drug and alcohol free life? Parents/guardians	56
118	Where do you get the most information about living a drug and alcohol free life? Friends	57
119	Where do you get the most information about living a drug and alcohol free life? Family members	57
120	Where do you get the most information about living a drug and alcohol free life? School	57
121	Where do you get the most information about living a drug and alcohol free life? Internet	58
122	Where do you get the most information about living a drug and alcohol free life? TV	58
123	Where do you get the most information about living a drug and alcohol free life? Social media	58
124	How much do you think people risk harming themselves (physically or in other ways) if they: smoked one or more packs of cigarettes per day?	59
125	How much do you think people risk harming themselves (physically or in other ways) if they: try marijuana once or twice?	59
126	How much do you think people risk harming themselves (physically or in other ways) if they: smoke marijuana once or twice a week?	59
127	How much do you think people risk harming themselves (physically or in other ways) if they: take one or two drinks of an alcoholic beverage (beer, wine, liquor) nearly every day?	60
128	How much do you think people risk harming themselves (physically or in other ways) if they: have five or more drinks of an alcoholic beverage once or twice a weekend?	60
129	How much do you think people risk harming themselves (physically or in other ways) if they: use prescription drugs that are not prescribed to them?	60
130	How much do you think people risk harming themselves (physically or in other ways) if they: use non-prescription drugs to get high?	61
131	How much do you think people risk harming themselves (physically or in other ways) if they: use e-cigarettes, e-cigars, or e-hookahs?	61
132	Have you ever used smokeless tobacco (chew, snuff, plug, dipping tobacco, or chewing tobacco)?	61
133	How often have you used smokeless tobacco during the past 30 days?	62
134	Have you ever smoked cigarettes?	62
135	How frequently have you smoked cigarettes during the past 30 days?	62
136	Which statement best describes rules about smoking inside your home or your family cars?	63
137	Have you ever used e-cigarettes, e-cigars, or e-hookahs?	63
138	How frequently have you used e-cigarettes, e-cigars, or e-hookahs?	64
139	During this school year, were you taught in any of your classes about the dangers of tobacco use?	64

140	During the past 12 months, have you participated in any community activities to discourage people your age from using cigarettes, chewing tobacco, snuff, dip or cigars, e-cigarettes, e-cigars, or e-hookahs?	64
141	Think back over the last two weeks. How many times have you had five or more alcoholic drinks in a row?	65
142	During the past 30 days, how many times did you ride in a car or other vehicle driven by someone who had been drinking alcohol or using drugs to get high?	65
143	During the past 30 days, how many times did you drive a car or other vehicle when you had been drinking alcohol or using drugs to get high?	65
144	If you drank alcohol (not just a sip or taste) in the past year, how did you usually get it?	66
145	If you drank alcohol (not just a sip or taste) in the past year, where did you usually drink it?	66
146	How do you feel about someone your age having one or two drinks of an alcoholic beverage nearly every day?	67
147	On how many occasions have you had alcoholic beverages (beer, wine or hard liquor) to drink in your lifetime - more than just a few sips?	67
148	On how many occasions have you drunk one or more drinks of an alcoholic beverage during the past 30 days?	67
149	On how many occasions have you used marijuana (grass, pot) or hashish (hash, hash oil) in your lifetime?	68
150	On how many occasions have you used marijuana (grass, pot) or hashish (hash, hash oil) during the past 30 days?	68
151	On how many occasions have you used LSD or other psychedelics in your lifetime?	68
152	On how many occasions have you used LSD or other psychedelics during the past 30 days?	69
153	On how many occasions have you used cocaine or crack in your lifetime?	69
154	On how many occasions have you used cocaine or crack during the past 30 days?	69
155	On how many occasions have you sniffed glue, breathed the contents of an aerosol spray can, or inhaled other gases or sprays, in order to get high in your lifetime?	70
156	On how many occasions have you sniffed glue, breathed the contents of an aerosol spray can, or inhaled other gases or sprays, in order to get high during the past 30 days?	70
157	On how many occasions have you used Daztrex in your lifetime?	71
158	On how many occasions have you used Daztrex during the past 30 days?	71
159	On how many occasions have you used synthetic marijuana (K2, spice) in your lifetime?	71

160	On how many occasions have you used synthetic marijuana (K2, spice) during the past 30 days?	72
161	On how many occasions have you used methamphetamines (meth, speed, crank, crystal meth) in your lifetime?	72
162	On how many occasions have you used methamphetamines (meth, speed, crank, crystal meth) in the past 30 days?	72
163	On how many occasions have you used other chemical products (bath salts, plant food, etc.) in your lifetime?	73
164	On how many occasions have you used other chemical products (bath salts, plant food, etc.) during the past 30 days?	73
165	On how many occasions have you used heroin or other opiates in your lifetime?	73
166	On how many occasions have you used heroin or other opiates during the past 30 days?	74
167	On how many occasions have you used MDMA ('X', 'E', or ecstasy) in your lifetime?	74
168	On how many occasions have you used MDMA ('X', 'E', or ecstasy) during the past 30 days?	74
169	On how many occasions have you taken prescription drugs (such as Valium, Xanax, Ritalin, Adderall, OxyContin, Darvocet, or sleeping pills) not prescribed to you in your lifetime?	75
170	On how many occasions have you taken prescription drugs (such as Valium, Xanax, Ritalin, Adderall, OxyContin, Darvocet, or sleeping pills) not prescribed to you during the past 30 days?	75
171	On how many occasions have you taken non-prescription medicines such as diet pills (for example, Dietac, Dexatrim or Prolamine), stay-awake pills (for example No-Doz, Vivarin, or Wake), or cough or cold medicines (robos, DXM, etc.) to get high in your lifetime?	76
172	On how many occasions have you taken non-prescription medicines such as diet pills (for example, Dietac, Dexatrim or Prolamine), stay-awake pills (for example No-Doz, Vivarin, or Wake), or cough or cold medicines (robos, DXM, etc.) to get high during the past 30 days?	76
173	On how many occasions have you been drunk or very high from drinking alcoholic beverages during the past 30 days?	77
174	On how many occasions have you drunk flavored alcoholic beverages, sometimes called 'alcopops' (like Mike's Hard Lemonade, Smirnoff Ice, Bacardi Breezers, etc.) in your lifetime?	77
175	On how many occasions have you drunk flavored alcoholic beverages, sometimes called 'alcopops' (like Mike's Hard Lemonade, Smirnoff Ice, Bacardi Breezers, etc.) during the past 30 days?	78
176	If you used prescription drugs or over the counter drugs without a doctor telling you to use it or for the purpose of getting high, where did you get these drugs? - Did not use	78

177	If you used prescription drugs or over the counter drugs without a doctor telling you to use it or for the purpose of getting high, where did you get these drugs? - Bought or took from store or shop	78
178	If you used prescription drugs or over the counter drugs without a doctor telling you to use it or for the purpose of getting high, where did you get these drugs? - Got from parents with permission	79
179	If you used prescription drugs or over the counter drugs without a doctor telling you to use it or for the purpose of getting high, where did you get these drugs? - Got from home without permission	79
180	If you used prescription drugs or over the counter drugs without a doctor telling you to use it or for the purpose of getting high, where did you get these drugs? - Got from relative with permission	79
181	If you used prescription drugs or over the counter drugs without a doctor telling you to use it or for the purpose of getting high, where did you get these drugs? - Got from relative without permission	79
182	If you used prescription drugs or over the counter drugs without a doctor telling you to use it or for the purpose of getting high, where did you get these drugs? - Got from friend's home with permission	80
183	If you used prescription drugs or over the counter drugs without a doctor telling you to use it or for the purpose of getting high, where did you get these drugs? - Got from friend's home without permission	80
184	If you used prescription drugs or over the counter drugs without a doctor telling you to use it or for the purpose of getting high, where did you get these drugs? - Got from friend at school	80
185	If you used prescription drugs or over the counter drugs without a doctor telling you to use it or for the purpose of getting high, where did you get these drugs? - Got from friend at party	80
186	If you used prescription drugs or over the counter drugs without a doctor telling you to use it or for the purpose of getting high, where did you get these drugs? - Got from friend, elsewhere	81
187	If you used prescription drugs or over the counter drugs without a doctor telling you to use it or for the purpose of getting high, where did you get these drugs? - Got from internet sale	81
188	During the last month, about how many marijuana cigarettes, or the equivalent, did you smoke a day, on the average?	81
189	How wrong do your friends feel it would be for YOU to: have one or two drinks of an alcoholic beverage nearly every day?	82
190	How wrong do your friends feel it would be for YOU to: smoke tobacco?	82
191	How wrong do your friends feel it would be for YOU to: smoke marijuana?	82
192	How wrong do your friends feel it would be for YOU to: use prescription drugs not prescribed to you?	83
193	How wrong would most adults (over 21) in your neighborhood think it is for kids your age: to use marijuana?	83

194	How wrong would most adults (over 21) in your neighborhood think it is for kids your age: to drink alcohol?	83
195	How wrong would most adults (over 21) in your neighborhood think it is for kids your age: to smoke cigarettes?	84
196	How much do each of the following statements describe your neighborhood? crime and/or drug selling	84
197	How much do each of the following statements describe your neighborhood? fights	84
198	How much do each of the following statements describe your neighborhood? lots of empty or abandoned buildings	85
199	How much do each of the following statements describe your neighborhood? lots of graffiti	85
200	I feel safe in my neighborhood.	85
201	If a kid smoked marijuana in your neighborhood would he or she be caught by the police?	86
202	If a kid drank some beer, wine or hard liquor (for example, vodka, whiskey, or gin) in your neighborhood would he or she be caught by the police?	86
203	If a kid carried a handgun in your neighborhood would he or she be caught by the police?	86
204	If you wanted to get some cigarettes, how easy would it be for you to get some?	87
205	If you wanted to get some beer, wine or hard liquor (for example, vodka, whiskey, or gin), how easy would it be for you to get some?	87
206	If you wanted to get a drug like cocaine, LSD, or amphetamines, how easy would it be for you to get some?	87
207	If you wanted to get a handgun, how easy would it be for you to get one?	88
208	If you wanted to get some marijuana, how easy would it be for you to get some?	88
209	If you wanted to get prescription drugs for the purpose of getting high, how easy would it be for you to get some?	88
210	If you wanted to get synthetic marijuana such as K2 or chemical products such as bath salts to get high, how easy would it be for you to get some?	89
211	If you wanted to get steroids to use or to enhance athletic performance, how easy would it be for you to get some?	89
212	If you wanted to get e-cigarettes, e-cigars, or e-hookahs, how easy would it be for you to get some?	89
213	During the past 12 months, have you participated in any alcohol prevention programs or seen any alcohol prevention messages in your school or community? Yes, a school-based program focused on preventing underage drinking and/or drinking and driving.	90

214	During the past 12 months, have you participated in any alcohol prevention programs or seen any alcohol prevention messages in your school or community? Yes, a community-based program focused on preventing underage drinking and/or drinking and driving (for example, through your church or temple or through youth groups like Boys and Girls Club or 4-H).	90
215	During the past 12 months, have you participated in any alcohol prevention programs or seen any alcohol prevention messages in your school or community? Yes, a media campaign addressing underage drinking and/or drinking and driving (for example, newspaper ads, posters, pamphlets, radio, TV).	90
216	During the past 12 months, have you participated in any alcohol prevention programs or seen any alcohol prevention messages in your school or community? No	90
217	How wrong do your parents feel it would be for YOU to: have one or two drinks of an alcoholic beverage nearly every day?	91
218	How wrong do your parents feel it would be for YOU to: smoke tobacco?	91
219	How wrong do your parents feel it would be for YOU to: smoke marijuana?	91
220	How wrong do your parents feel it would be for YOU to: use prescription drugs not prescribed to you?	92
221	How wrong do your parents feel it would be for YOU to: steal something worth more than \$5?	92
222	How wrong do your parents feel it would be for YOU to: draw graffiti, write things, or draw pictures on buildings or other property (without the owner's permission)?	92
223	How wrong do your parents feel it would be for YOU to: pick a fight with someone?	93
224	During the past 12 months, have you talked with at least one of your parents about the dangers of underage drinking and/or drinking and driving? By parents, we mean either your biological parents, adoptive parents, stepparents, or adult guardians - whether or not they live with you.	93
225	The rules in my family are clear.	93
226	People in my family have serious arguments about the same things, and often insult or yell at each other.	94
227	When I am not at home, one of my parents knows where I am and who I am with.	94
228	My family has clear rules about alcohol and drug use.	94
229	If you skipped school would you be caught by your parents?	95
230	My parents ask if I've gotten my homework done.	95
231	Would your parents know if you did not come home on time?	95
232	Do you know how to properly dispose of leftover prescription drugs?	96

233	Have any of your brothers or sisters ever: drunk beer, wine or hard liquor (for example, vodka, whiskey or gin)?	96
234	Have any of your brothers or sisters ever: smoked marijuana?	96
235	Have any of your brothers or sisters ever: smoked cigarettes?	96
236	Have any of your brothers or sisters ever: taken a handgun to school? .	97
237	Have any of your brothers or sisters ever: been suspended or expelled from school?	97
238	Have any of your brothers or sisters ever: used e-cigarettes, e-cigars or e-hookahs?	97
239	Have any of your brothers or sisters ever: used prescription drugs not prescribed to him/her?	97
240	Have you changed homes in the past year (the last 12 months)? . . .	98
241	How many times have you changed homes since kindergarten?	98
242	Have you changed schools (including changing from elementary to middle and middle to high school) in the past year?	98
243	How many times have you changed schools since kindergarten (including changing from elementary to middle and middle to high school)?	99
244	Has anyone in your family ever had severe alcohol or drug problems? .	99
245	About how many adults (over 21) have you known personally who in the past year have: used marijuana, crack, cocaine, or other drugs? .	99
246	About how many adults (over 21) have you known personally who in the past year have: sold or dealt drugs?	100
247	About how many adults (over 21) have you known personally who in the past year have: done other things that could get them in trouble with the police, like stealing, selling stolen goods, mugging or assaulting others, etc.?	100
248	About how many adults (over 21) have you known personally who in the past year have: gotten drunk or high?	100
249	Have you seen or heard information about underage drinking in the past 12 months from the following sources? Radio	101
250	Have you seen or heard information about underage drinking in the past 12 months from the following sources? TV.	101
251	Have you seen or heard information about underage drinking in the past 12 months from the following sources? Print. This includes information on underage drinking you may have seen in the newspaper, on a billboard, in pamphlets, on stickers, etc.	101
252	Have you seen or heard information about underage drinking in the past 12 months from the following sources? Website or social media? (Facebook, Myspace, website, etc.)	101
253	The next questions ask about your opinions of the information you saw or heard. If you have seen or heard more than one ad, please think about your favorite ad when answering these questions. The information about underage drinking that I saw or heard was convincing.	102

254	The next questions ask about your opinions of the information you saw or heard. If you have seen or heard more than one ad, please think about your favorite ad when answering these questions. The information about underage drinking that I saw or heard grabbed my attention.	102
255	The next questions ask about your opinions of the information you saw or heard. If you have seen or heard more than one ad, please think about your favorite ad when answering these questions. The information about underage drinking that I saw or heard said something important to me.	102
256	The next questions ask about your opinions of the information you saw or heard. If you have seen or heard more than one ad, please think about your favorite ad when answering these questions. Seeing or hearing this information about underage drinking made me want to stop or decrease my drinking.	103
257	How honest were you in filling out this survey?	103

List of Figures

1	Grade Chart	12
2	Gender Chart	13
3	Age Chart	14
4	Ethnic Origin Chart	15

1 INTRODUCTION

This report was generated from data collected on the *2016 Arkansas Prevention Needs Assessment Student Survey*. This report contains basic frequency tables of all data collected and graphs on the selected demographic variables of grade, gender, age and ethnic origin. The graph on ethnic origin is represented as a bar chart rather than as a pie chart. This is because students were allowed to mark more than one response for ethnic origin as opposed to being allowed to mark only one response. The bars represent the percent of students who marked each of the ethnic categories.

Questions regarding the information found in this report can be directed to:

International Survey Associates dba Pride Surveys

Mr. Jay Gleaton

2140 Newmarket Parkway

Suite 116

Marietta, GA 30067

Telephone: (800) 279-6361

Fax: (770) 726-9327

Website: <http://www.pridesurveys.com>

Grade Chart

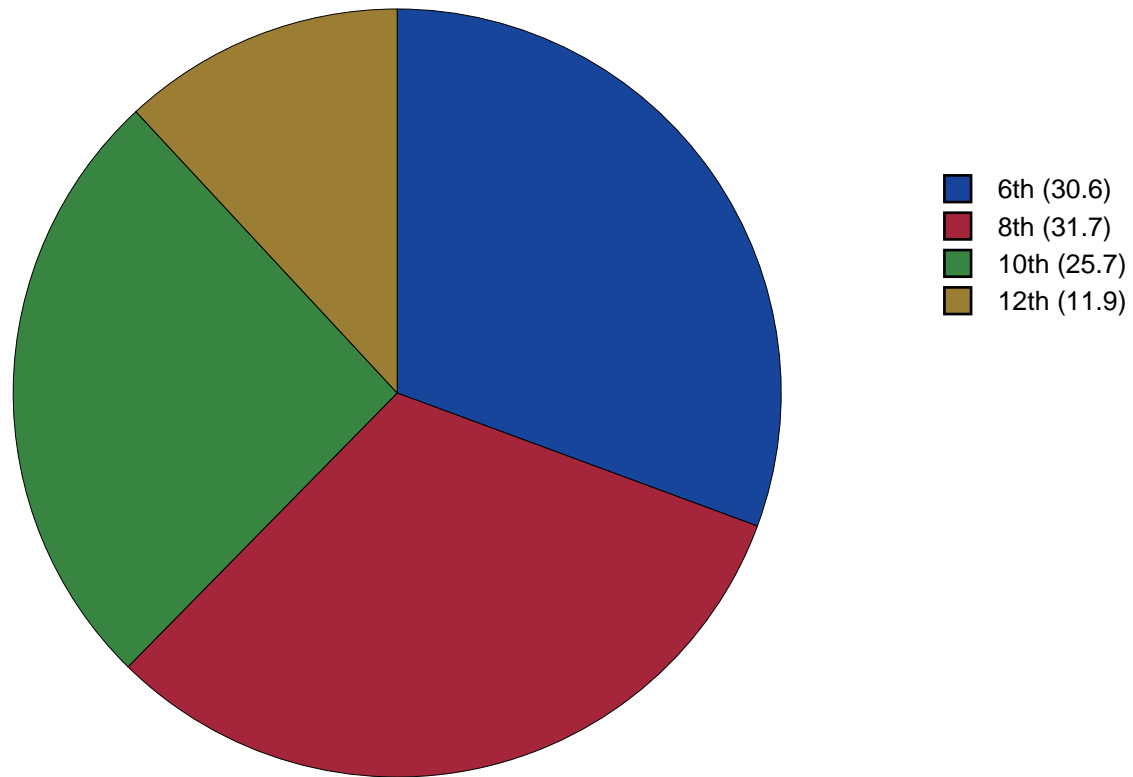


Figure 1: Grade Chart

Gender Chart

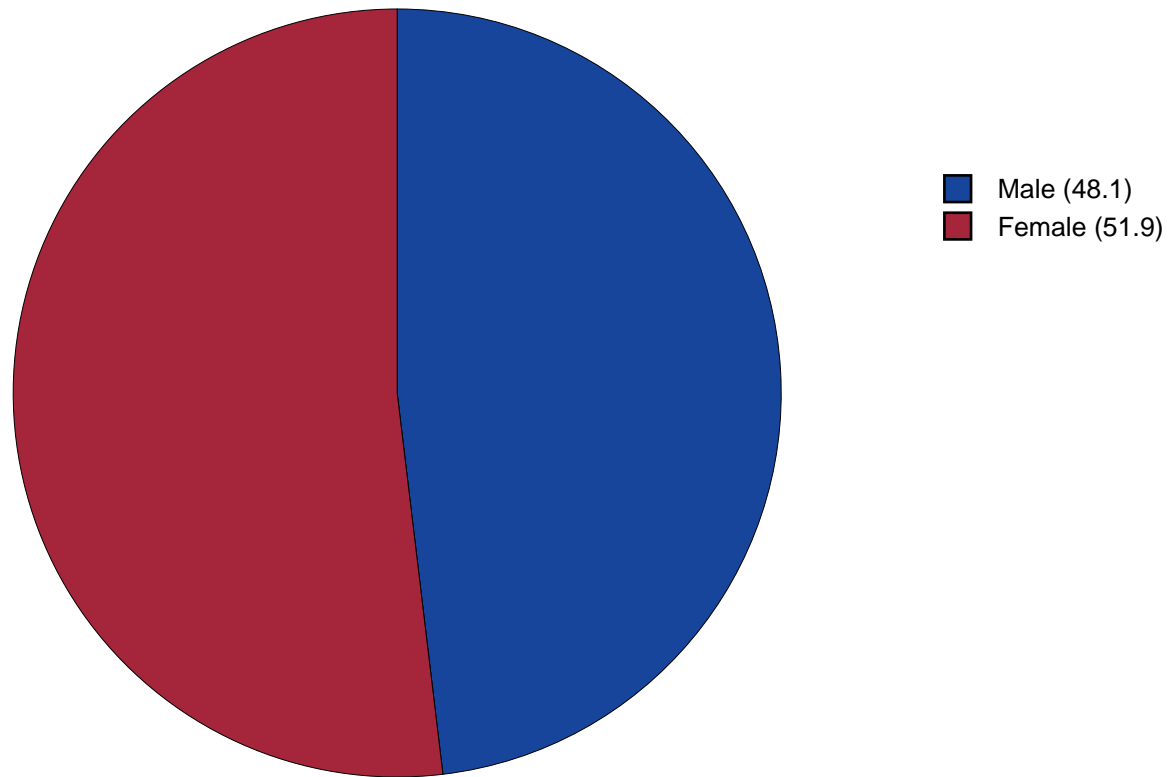


Figure 2: Gender Chart

Age Chart

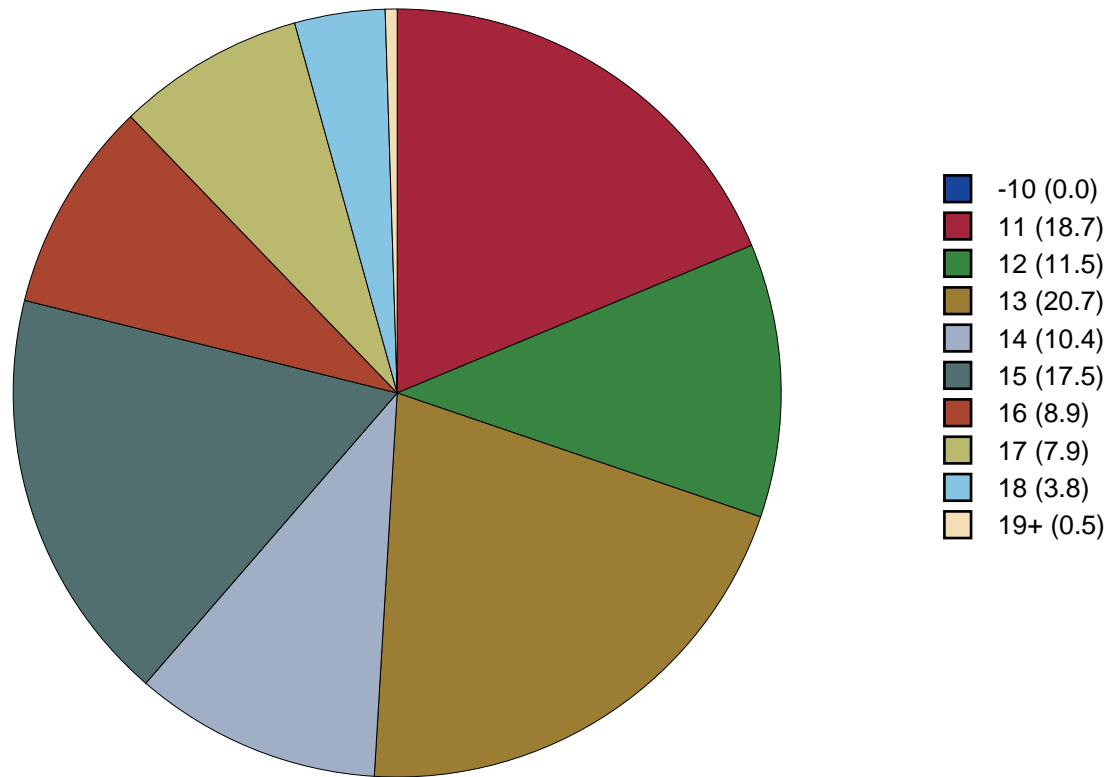


Figure 3: Age Chart

Ethnic Origin Chart

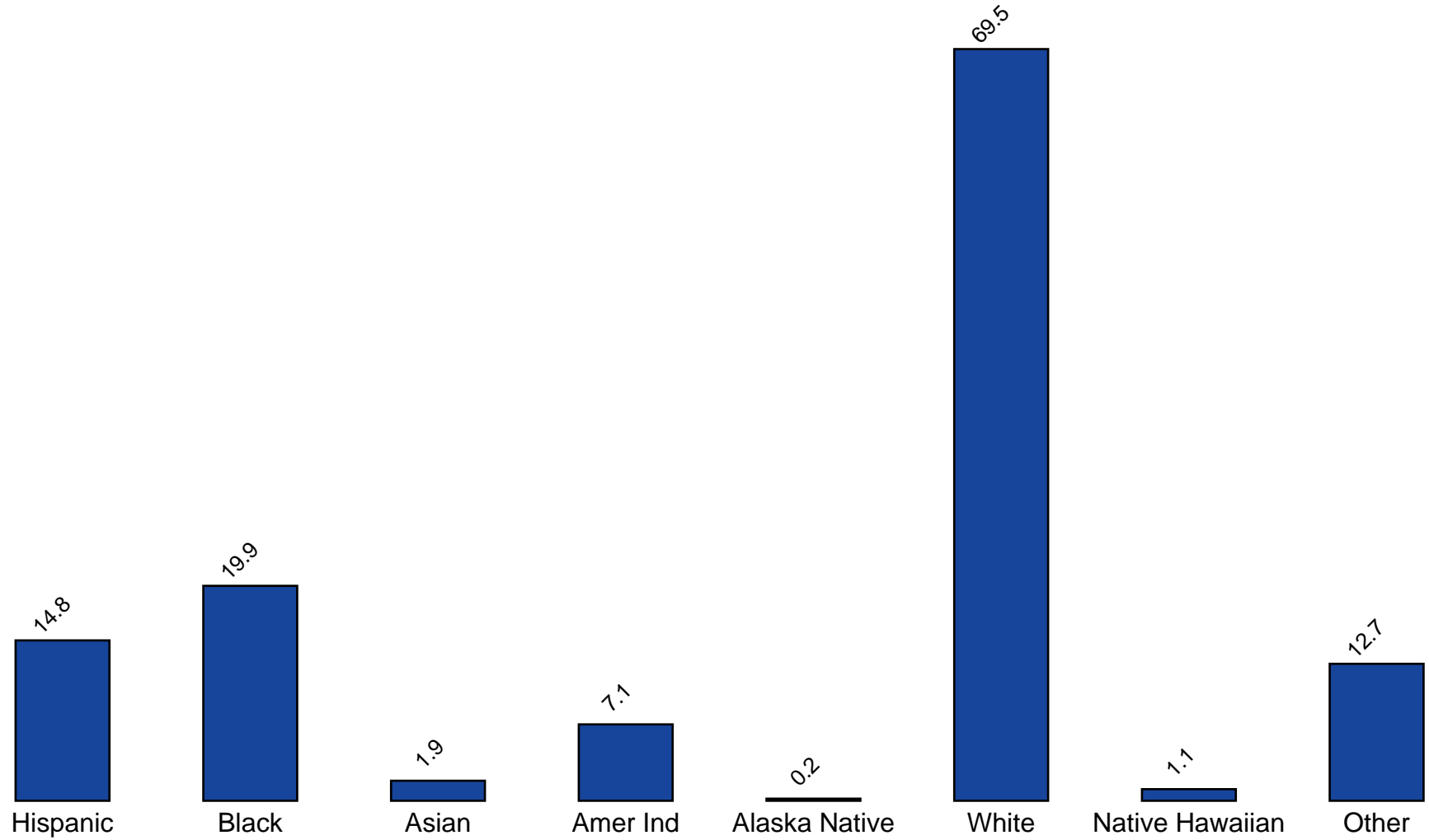


Figure 4: Ethnic Origin Chart

2 PERCENTAGE TABLES

The following tables contain frequency distribution detailing how your students responded to each question on the survey. The tables appear in the same order as the questions on the survey. The tables include breakdowns by grade level as well as overall percentages. The *N of Valid* row is a frequency count of the number of valid responses to each question for each grade and overall. The *N of Miss* row is a frequency count of the number of invalid (marked more than one response) or missing (i.e. did not respond) responses to each question for each grade and overall.

For the questions that allowed more than one response (i.e. race, live with, etc.) each response becomes a separate table. If a student did not mark the response, that was counted as a NO response, and if they did mark the response, that was counted as a YES response. Since a non response is a valid response for these questions, the *N of Miss* will always be zero for these questions.

Table 1: Sex

Response	6	8	10	12	Total	
Male	46.5	50.2	48.8	45.5	48.1	
Female	53.5	49.8	51.2	54.5	51.9	
N of Valid	619	638	527	242	2026	
N of Miss	9	13	1	3	26	

Table 2: Age

Response	6	8	10	12	Total	
10 or younger	0.2	0.0	0.0	0.0	0.0	
11	60.9	0.0	0.0	0.0	18.7	
12	37.3	0.3	0.0	0.0	11.5	
13	1.6	63.4	0.0	0.0	20.7	
14	0.0	32.6	0.2	0.0	10.4	
15	0.0	3.5	64.0	0.0	17.5	
16	0.0	0.2	34.3	0.8	8.9	
17	0.0	0.0	1.5	63.1	7.9	
18	0.0	0.0	0.0	31.6	3.8	
19 or older	0.0	0.0	0.0	4.5	0.5	
N of Valid	627	651	525	244	2047	
N of Miss	1	0	3	1	5	

Table 3: Are you Hispanic or Latino?

Response	6	8	10	12	Total	
No	84.8	85.2	85.7	84.8	85.2	
Yes	15.2	14.8	14.3	15.2	14.8	
N of Valid	586	627	519	243	1975	
N of Miss	42	24	9	2	77	

Table 4: What is your race? Black or African American



Response	6	8	10	12	Total	
No	80.6	80.5	79.4	79.6	80.1	
Yes	19.4	19.5	20.6	20.4	19.9	
N of Valid	628	651	528	245	2052	
N of Miss	0	0	0	0	0	

Table 5: What is your race? Asian



Response	6	8	10	12	Total	
No	98.1	97.8	98.5	98.4	98.1	
Yes	1.9	2.2	1.5	1.6	1.9	
N of Valid	628	651	528	245	2052	
N of Miss	0	0	0	0	0	

Table 6: What is your race? American Indian



Response	6	8	10	12	Total	
No	90.1	92.8	94.5	97.1	92.9	
Yes	9.9	7.2	5.5	2.9	7.1	
N of Valid	628	651	528	245	2052	
N of Miss	0	0	0	0	0	

Table 7: What is your race? Alaska Native



Response	6	8	10	12	Total	
No	99.8	99.7	99.8	100.0	99.8	
Yes	0.2	0.3	0.2	0.0	0.2	
N of Valid	628	651	528	245	2052	
N of Miss	0	0	0	0	0	

Table 8: What is your race? White



Response	6	8	10	12	Total	
No	35.0	29.2	27.1	29.4	30.5	
Yes	65.0	70.8	72.9	70.6	69.5	
N of Valid	628	651	528	245	2052	
N of Miss	0	0	0	0	0	

Table 9: What is your race? Native Hawaiian or Other Pacific Islander



Response	6	8	10	12	Total	
No	99.0	98.8	98.5	100.0	98.9	
Yes	1.0	1.2	1.5	0.0	1.1	
N of Valid	628	651	528	245	2052	
N of Miss	0	0	0	0	0	

Table 10: What is your race? Other



Response	6	8	10	12	Total	
No	84.1	88.3	88.8	89.8	87.3	
Yes	15.9	11.7	11.2	10.2	12.7	
N of Valid	628	651	528	245	2052	
N of Miss	0	0	0	0	0	

Table 11: What is the highest level of schooling completed by your mother or father?









Response	6	8	10	12	Total	
Completed grade school or less	4.2	3.4	2.1	2.9	3.2	
Some high school	2.5	5.3	12.1	15.3	7.5	
Completed high school	11.1	13.2	15.5	23.1	14.4	
Some college	11.6	12.5	18.2	19.0	14.6	
Completed college	19.9	27.2	26.7	25.2	24.6	
Graduate or professional school after college	11.3	15.8	11.3	5.8	12.0	
Don't know	35.7	21.4	12.5	7.0	21.6	
Does not apply	3.7	1.3	1.5	1.7	2.1	
N of Valid	594	622	521	242	1979	
N of Miss	34	29	7	3	73	

Table 12: Think of where you live most of the time. Which of the following people live there with you? Mother



Response	6	8	10	12	Total	
No	15.6	15.8	16.5	25.3	17.1	
Yes	84.4	84.2	83.5	74.7	82.9	
N of Valid	628	651	528	245	2052	
N of Miss	0	0	0	0	0	

Table 13: Think of where you live most of the time. Which of the following people live there with you? Stepmother



Response	6	8	10	12	Total	
No	93.3	94.0	94.7	92.7	93.8	
Yes	6.7	6.0	5.3	7.3	6.2	
N of Valid	628	651	528	245	2052	
N of Miss	0	0	0	0	0	

Table 14: Think of where you live most of the time. Which of the following people live there with you? Foster Mother



Response	6	8	10	12	Total	
No	99.0	99.7	99.8	99.2	99.5	
Yes	1.0	0.3	0.2	0.8	0.5	
N of Valid	628	651	528	245	2052	
N of Miss	0	0	0	0	0	

Table 15: Think of where you live most of the time. Which of the following people live there with you? Grandmother



Response	6	8	10	12	Total	
No	84.7	89.1	87.7	89.8	87.5	
Yes	15.3	10.9	12.3	10.2	12.5	
N of Valid	628	651	528	245	2052	
N of Miss	0	0	0	0	0	

Table 16: Think of where you live most of the time. Which of the following people live there with you? Aunt



Response	6	8	10	12	Total	
No	94.4	96.5	97.2	96.7	96.1	
Yes	5.6	3.5	2.8	3.3	3.9	
N of Valid	628	651	528	245	2052	
N of Miss	0	0	0	0	0	

Table 17: Think of where you live most of the time. Which of the following people live there with you? Father



Response	6	8	10	12	Total	
No	42.8	46.5	44.5	46.5	44.9	
Yes	57.2	53.5	55.5	53.5	55.1	
N of Valid	628	651	528	245	2052	
N of Miss	0	0	0	0	0	

Table 18: Think of where you live most of the time. Which of the following people live there with you? Stepfather



Response	6	8	10	12	Total	
No	84.9	83.3	84.3	89.4	84.7	
Yes	15.1	16.7	15.7	10.6	15.3	
N of Valid	628	651	528	245	2052	
N of Miss	0	0	0	0	0	

Table 19: Think of where you live most of the time. Which of the following people live there with you? Foster Father



Response	6	8	10	12	Total	
No	99.5	99.8	99.8	99.6	99.7	
Yes	0.5	0.2	0.2	0.4	0.3	
N of Valid	628	651	528	245	2052	
N of Miss	0	0	0	0	0	

Table 20: Think of where you live most of the time. Which of the following people live there with you? Grandfather



Response	6	8	10	12	Total	
No	91.6	93.4	92.6	94.7	92.8	
Yes	8.4	6.6	7.4	5.3	7.2	
N of Valid	628	651	528	245	2052	
N of Miss	0	0	0	0	0	

Table 21: Think of where you live most of the time. Which of the following people live there with you? Uncle



Response	6	8	10	12	Total	
No	94.3	95.2	97.2	98.4	95.8	
Yes	5.7	4.8	2.8	1.6	4.2	
N of Valid	628	651	528	245	2052	
N of Miss	0	0	0	0	0	

Table 22: Think of where you live most of the time. Which of the following people live there with you? Other Adults



Response	6	8	10	12	Total	
No	96.8	98.6	98.7	98.0	98.0	
Yes	3.2	1.4	1.3	2.0	2.0	
N of Valid	628	651	528	245	2052	
N of Miss	0	0	0	0	0	

Table 23: Think of where you live most of the time. Which of the following people live there with you? Brother(s)



Response	6	8	10	12	Total	
No	53.0	56.8	56.8	62.0	56.3	
Yes	47.0	43.2	43.2	38.0	43.7	
N of Valid	628	651	528	245	2052	
N of Miss	0	0	0	0	0	

Table 24: Think of where you live most of the time. Which of the following people live there with you? Stepbrother(s)



Response	6	8	10	12	Total	
No	94.7	95.1	95.8	97.1	95.4	
Yes	5.3	4.9	4.2	2.9	4.6	
N of Valid	628	651	528	245	2052	
N of Miss	0	0	0	0	0	

Table 25: Think of where you live most of the time. Which of the following people live there with you? Sister(s)



Response	6	8	10	12	Total	
No	55.7	59.1	63.6	63.3	59.7	
Yes	44.3	40.9	36.4	36.7	40.3	
N of Valid	628	651	528	245	2052	
N of Miss	0	0	0	0	0	

Table 26: Think of where you live most of the time. Which of the following people live there with you? Stepsister(s)

Response	6	8	10	12	Total	
No	95.2	94.8	96.2	97.1	95.6	
Yes	4.8	5.2	3.8	2.9	4.4	
N of Valid	628	651	528	245	2052	
N of Miss	0	0	0	0	0	

Table 27: Think of where you live most of the time. Which of the following people live there with you? Other Children

Response	6	8	10	12	Total	
No	95.5	95.4	95.5	92.7	95.1	
Yes	4.5	4.6	4.5	7.3	4.9	
N of Valid	628	651	528	245	2052	
N of Miss	0	0	0	0	0	

Table 28: In my school, students have lots of chances to help decide things like class activities and rules.

Response	6	8	10	12	Total	
NO!	7.5	9.0	13.2	18.2	10.7	
no	31.0	31.7	37.3	34.7	33.3	
yes	50.7	50.2	42.0	39.7	46.9	
YES!	10.9	9.1	7.5	7.4	9.1	
N of Valid	604	625	517	242	1988	
N of Miss	24	26	11	3	64	

Table 29: Teachers ask me to work on special classroom projects.

Response	6	8	10	12	Total	
NO!	9.2	8.7	7.0	6.6	8.2	
no	29.7	41.6	36.0	36.5	36.0	
yes	45.6	40.0	47.9	47.7	44.7	
YES!	15.5	9.7	9.1	9.1	11.2	
N of Valid	599	630	516	241	1986	
N of Miss	29	21	12	4	66	

Table 30: My teacher(s) notices when I am doing a good job and lets me know about it.

Response	6	8	10	12	Total
NO!	4.6	7.6	7.8	7.4	6.7
no	17.4	26.1	37.5	21.1	25.8
yes	46.4	48.4	43.7	57.9	47.7
YES!	31.6	17.8	11.1	13.6	19.8
N of Valid	608	628	515	242	1993
N of Miss	20	23	13	3	59

Table 31: There are lots of chances for students in my school to get involved in sports, clubs, and other school activities outside of class.

Response	6	8	10	12	Total
NO!	2.3	1.6	2.9	2.1	2.2
no	7.5	4.6	4.3	8.7	5.9
yes	35.5	34.7	40.6	47.5	38.0
YES!	54.7	59.1	52.2	41.7	53.9
N of Valid	611	628	517	242	1998
N of Miss	17	23	11	3	54

Table 32: There are lots of chances for students in my school to talk with a teacher one-on-one.

Response	6	8	10	12	Total
NO!	2.8	3.9	4.3	5.4	3.8
no	12.9	15.5	20.4	20.7	16.6
yes	46.0	48.9	52.8	51.9	49.4
YES!	38.2	31.7	22.5	22.0	30.1
N of Valid	604	619	515	241	1979
N of Miss	24	32	13	4	73

Table 33: I feel safe at my school.





Response	6	8	10	12	Total	
NO!	5.2	7.2	8.5	9.6	7.2	
no	10.2	15.3	17.8	18.3	14.8	
yes	38.9	48.5	53.1	53.8	47.4	
YES!	45.7	29.0	20.5	18.3	30.7	
N of Valid	610	627	516	240	1993	
N of Miss	18	24	12	5	59	

Table 34: The school lets my parents know when I have done something well.





Response	6	8	10	12	Total	
NO!	11.8	17.4	21.5	25.0	17.7	
no	34.9	42.8	50.0	45.4	42.6	
yes	36.7	28.8	23.3	24.6	29.3	
YES!	16.6	11.0	5.2	5.0	10.5	
N of Valid	602	621	516	240	1979	
N of Miss	26	30	12	5	73	

Table 35: My teachers praise me when I work hard in school.





Response	6	8	10	12	Total	
NO!	11.5	15.0	17.0	15.1	14.5	
no	32.4	42.2	45.8	38.1	39.7	
yes	41.1	35.0	32.4	40.6	36.8	
YES!	15.0	7.8	4.9	6.3	9.0	
N of Valid	593	626	513	239	1971	
N of Miss	35	25	15	6	81	

Table 36: Are your school grades better than the grades of most students in your class?

Response	6	8	10	12	Total
NO!	8.3	7.1	7.9	7.1	7.6
no	28.5	27.4	32.8	22.4	28.5
yes	46.2	50.3	46.9	49.0	48.0
YES!	17.0	15.2	12.4	21.6	15.8
N of Valid	593	624	516	241	1974
N of Miss	35	27	12	4	78

Table 37: I have lots of chances to be part of class discussions or activities.

Response	6	8	10	12	Total
NO!	3.3	3.5	2.3	3.3	3.1
no	15.1	14.3	15.1	15.0	14.8
yes	42.2	54.5	61.7	60.0	53.3
YES!	39.4	27.7	20.9	21.7	28.8
N of Valid	604	628	517	240	1989
N of Miss	24	23	11	5	63

Table 38: Now thinking back over the past year in school, how often did you: enjoy being in school?

Response	6	8	10	12	Total
Never	6.0	6.8	7.1	9.2	6.9
Seldom	11.7	12.2	16.3	16.2	13.6
Sometimes	29.9	39.7	46.9	44.6	39.2
Often	27.6	29.0	22.0	23.3	26.1
Almost always	24.7	12.3	7.7	6.7	14.2
N of Valid	615	632	522	240	2009
N of Miss	13	19	6	5	43

Table 39: Now thinking back over the past year in school, how often did you: hate being in school?






Response	6	8	10	12	Total	
Never	16.6	8.4	3.8	4.2	9.2	
Seldom	34.2	27.9	23.0	18.8	27.4	
Sometimes	26.6	34.9	36.4	36.4	32.9	
Often	13.6	17.8	22.0	26.8	18.7	
Almost always	9.0	11.0	14.8	13.8	11.7	
N of Valid	602	628	522	239	1991	
N of Miss	26	23	6	6	61	

Table 40: Now thinking back over the past year in school, how often did you: try to do your best work in school?






Response	6	8	10	12	Total	
Never	1.2	0.8	0.6	1.2	0.9	
Seldom	1.2	2.4	2.3	2.5	2.0	
Sometimes	5.0	10.3	15.5	13.3	10.4	
Often	17.1	29.6	36.8	39.6	28.9	
Almost always	75.5	56.9	44.8	43.3	57.7	
N of Valid	597	624	516	240	1977	
N of Miss	31	27	12	5	75	

Table 41: How often do you feel that the school work you are assigned is meaningful and important?






Response	6	8	10	12	Total	
Never	3.3	5.7	7.9	9.7	6.1	
Seldom	6.7	15.9	27.4	24.6	17.1	
Sometimes	23.6	31.7	36.4	37.3	31.2	
Often	31.8	29.8	20.2	22.0	27.0	
Almost always	34.6	16.8	8.1	6.4	18.7	
N of Valid	598	630	519	236	1983	
N of Miss	30	21	9	9	69	

Table 42: Putting them all together, what were your grades like last year?

Response	6	8	10	12	Total
Mostly F's	0.7	0.7	1.0	0.8	0.8
Mostly D's	2.1	2.8	4.7	4.6	3.3
Mostly C's	7.7	14.3	21.5	20.5	15.1
Mostly B's	33.4	34.4	39.5	43.1	36.6
Mostly A's	56.1	47.8	33.3	31.0	44.3
N of Valid	569	601	511	239	1920
N of Miss	59	50	17	6	132

Table 43: How important do you think the things you are learning in school are going to be for your later life?

Response	6	8	10	12	Total
Very important	50.9	26.6	14.0	14.6	29.3
Quite important	26.6	28.7	21.0	16.2	24.5
Fairly important	14.1	24.7	35.4	34.2	25.4
Slightly important	6.1	16.3	23.7	26.2	16.3
Not at all important	2.3	3.7	5.9	8.8	4.5
N of Valid	609	624	523	240	1996
N of Miss	19	27	5	5	56

Table 44: Do your parents care about your skipping or cutting school?

Response	6	8	10	12	Total
Yes	96.6	97.0	95.8	92.1	96.0
No	3.4	3.0	4.2	7.9	4.0
N of Valid	613	631	520	241	2005
N of Miss	15	20	8	4	47

Table 45: During the LAST FOUR WEEKS how many whole days of school have you missed because you skipped or 'cut'?








Response	6	8	10	12	Total	
None	70.8	78.3	75.5	63.3	73.5	
1	11.1	8.9	8.8	10.4	9.7	
2	5.6	3.3	5.5	7.9	5.1	
3	4.2	5.5	4.4	5.8	4.9	
4-5	5.9	2.5	3.4	7.9	4.4	
6-10	2.0	0.8	1.7	3.3	1.7	
11 or more	0.5	0.6	0.6	1.2	0.6	
N of Valid	612	631	523	240	2006	
N of Miss	16	20	5	5	46	

Table 46: What are the chances you would be seen as cool if you: smoked cigarettes?






Response	6	8	10	12	Total	
No or very little chance	88.9	77.1	69.5	66.4	77.4	
Little chance	5.6	11.8	17.3	18.9	12.2	
Some chance	2.9	5.6	9.2	8.8	6.1	
Pretty good chance	1.9	3.7	2.3	3.8	2.8	
Very good chance	0.8	1.8	1.7	2.1	1.5	
N of Valid	594	625	521	238	1978	
N of Miss	34	26	7	7	74	

Table 47: What are the chances you would be seen as cool if you: worked hard at school?






Response	6	8	10	12	Total	
No or very little chance	6.5	8.0	11.7	11.3	8.9	
Little chance	9.1	13.5	16.7	16.0	13.3	
Some chance	14.4	21.6	28.3	29.8	22.2	
Pretty good chance	25.2	28.4	24.8	21.0	25.6	
Very good chance	44.9	28.5	18.5	21.8	30.1	
N of Valid	604	624	520	238	1986	
N of Miss	24	27	8	7	66	

Table 48: What are the chances you would be seen as cool if you: began drinking alcoholic beverages regularly, that is, at least once or twice a month?






Response	6	8	10	12	Total	
No or very little chance	85.8	68.7	47.7	42.9	65.2	
Little chance	7.7	12.4	14.8	18.1	12.3	
Some chance	2.7	7.5	18.2	17.2	10.0	
Pretty good chance	2.8	6.9	12.8	13.4	8.0	
Very good chance	1.0	4.5	6.5	8.4	4.4	
N of Valid	598	627	522	238	1985	
N of Miss	30	24	6	7	67	

Table 49: What are the chances you would be seen as cool if you: defended someone who was being bullied?






Response	6	8	10	12	Total	
No or very little chance	8.2	9.9	9.1	11.3	9.3	
Little chance	5.2	11.6	16.0	9.7	10.6	
Some chance	14.6	21.1	27.2	31.5	22.0	
Pretty good chance	24.1	29.3	26.8	26.9	26.8	
Very good chance	47.9	28.1	20.8	20.6	31.3	
N of Valid	601	627	518	238	1984	
N of Miss	27	24	10	7	68	

Table 50: What are the chances you would be seen as cool if you: smoked marijuana?






Response	6	8	10	12	Total	
No or very little chance	87.9	69.6	43.0	39.9	64.6	
Little chance	4.8	7.6	13.2	14.7	9.1	
Some chance	3.0	7.2	15.5	14.7	9.0	
Pretty good chance	1.8	5.3	15.7	13.4	7.9	
Very good chance	2.5	10.4	12.6	17.2	9.4	
N of Valid	601	628	523	238	1990	
N of Miss	27	23	5	7	62	

Table 51: What are the chances you would be seen as cool if you: carried a handgun?






Response	6	8	10	12	Total	
No or very little chance	79.0	74.2	68.9	64.3	73.1	
Little chance	9.5	9.9	14.4	18.5	12.0	
Some chance	4.8	6.4	8.3	10.5	6.9	
Pretty good chance	3.3	4.0	5.0	4.2	4.1	
Very good chance	3.3	5.4	3.5	2.5	3.9	
N of Valid	600	625	521	238	1984	
N of Miss	28	26	7	7	68	

Table 52: What are the chances you would be seen as cool if you: used e-cigarettes, e-cigars or e-hookahs?






Response	6	8	10	12	Total	
No or very little chance	88.6	73.0	55.5	52.7	70.7	
Little chance	4.8	8.6	14.6	17.2	10.1	
Some chance	2.5	8.3	12.1	11.7	8.0	
Pretty good chance	1.2	5.1	9.4	8.8	5.5	
Very good chance	2.8	4.9	8.4	9.6	5.8	
N of Valid	599	627	521	239	1986	
N of Miss	29	24	7	6	66	

Table 53: What are the chances you would be seen as cool if you: bullied someone or cyber bullied someone?






Response	6	8	10	12	Total	
No or very little chance	74.8	74.2	71.9	70.0	73.3	
Little chance	12.5	13.1	12.3	16.9	13.2	
Some chance	5.3	6.4	9.2	8.4	7.1	
Pretty good chance	3.5	2.7	3.3	2.5	3.1	
Very good chance	3.8	3.7	3.3	2.1	3.4	
N of Valid	600	628	519	237	1984	
N of Miss	28	23	9	8	68	

Table 54: Think of your four best friends (the friends you feel closest to). In the past year (12 months), how many of your best friends have: participated in clubs, organizations or activities at school?






Response	6	8	10	12	Total	
0	15.8	13.1	12.0	12.2	13.5	
1	16.9	12.0	10.7	14.3	13.4	
2	16.9	17.8	18.6	14.8	17.4	
3	15.4	15.2	15.1	19.0	15.7	
4	34.9	42.0	43.5	39.7	40.0	
N of Valid	596	619	515	237	1967	
N of Miss	32	32	13	8	85	

Table 55: Think of your four best friends (the friends you feel closest to). In the past year (12 months), how many of your best friends have: smoked cigarettes?






Response	6	8	10	12	Total	
0	91.9	81.2	70.2	62.3	79.3	
1	3.7	10.6	15.4	17.8	10.6	
2	1.9	4.8	6.6	9.7	5.0	
3	1.2	1.6	3.9	4.2	2.4	
4	1.3	1.8	3.9	5.9	2.7	
N of Valid	594	621	514	236	1965	
N of Miss	34	30	14	9	87	

Table 56: Think of your four best friends (the friends you feel closest to). In the past year (12 months), how many of your best friends have: tried beer, wine or hard liquor (for example, vodka, whiskey, or gin) when their parents didn't know about it?






Response	6	8	10	12	Total	
0	85.9	67.3	42.3	31.2	62.1	
1	6.9	14.2	19.2	12.8	13.1	
2	2.9	7.7	14.8	15.8	9.1	
3	0.8	4.0	8.7	15.0	5.6	
4	3.5	6.8	15.0	25.2	10.1	
N of Valid	594	621	515	234	1964	
N of Miss	34	30	13	11	88	

Table 57: Think of your four best friends (the friends you feel closest to). In the past year (12 months), how many of your best friends have: used e-cigarettes, e-cigars, or e-hookahs?






Response	6	8	10	12	Total	
0	93.9	82.2	65.8	56.4	78.3	
1	3.7	8.1	16.2	15.4	9.8	
2	1.0	3.1	7.5	11.5	4.6	
3	0.8	3.4	3.5	5.6	2.9	
4	0.5	3.2	7.0	11.1	4.3	
N of Valid	594	617	517	234	1962	
N of Miss	34	34	11	11	90	

Table 58: Think of your four best friends (the friends you feel closest to). In the past year (12 months), how many of your best friends have: used marijuana?






Response	6	8	10	12	Total	
0	92.9	76.3	52.4	35.2	70.1	
1	2.4	10.4	17.7	19.3	11.0	
2	2.4	3.8	8.9	17.2	6.3	
3	0.5	3.5	7.4	9.0	4.3	
4	1.9	5.9	13.6	19.3	8.3	
N of Valid	588	624	515	233	1960	
N of Miss	40	27	13	12	92	

Table 59: Think of your four best friends (the friends you feel closest to). In the past year (12 months), how many of your best friends have: used prescription drugs or non-prescription drugs for the purpose of getting high?






Response	6	8	10	12	Total	
0	93.6	86.7	76.3	67.1	83.7	
1	2.9	5.2	12.5	15.8	7.7	
2	1.3	3.4	5.8	10.3	4.2	
3	1.3	1.8	1.7	2.6	1.7	
4	0.8	2.9	3.7	4.3	2.6	
N of Valid	595	616	518	234	1963	
N of Miss	33	35	10	11	89	

Table 60: Think of your four best friends (the friends you feel closest to). In the past year (12 months), how many of your best friends have: used synthetic marijuana (K2, spice) or bath salts?






Response	6	8	10	12	Total	
0	96.1	91.9	86.7	85.9	91.1	
1	2.4	4.5	6.4	6.4	4.6	
2	0.7	1.5	3.5	5.1	2.2	
3	0.2	0.5	1.9	1.3	0.9	
4	0.7	1.6	1.5	1.3	1.3	
N of Valid	591	620	518	234	1963	
N of Miss	37	31	10	11	89	

Table 61: Think of your four best friends (the friends you feel closest to). In the past year (12 months), how many of your best friends have: used LSD, cocaine, amphetamines, or other illegal drugs?






Response	6	8	10	12	Total	
0	97.3	92.8	90.3	84.2	92.4	
1	1.5	4.3	5.6	7.3	4.2	
2	0.5	1.8	2.5	4.7	1.9	
3	0.2	0.6	0.4	1.7	0.6	
4	0.5	0.5	1.2	2.1	0.9	
N of Valid	591	621	514	234	1960	
N of Miss	37	30	14	11	92	

Table 62: Think of your four best friends (the friends you feel closest to). In the past year (12 months), how many of your best friends have: been bullied?






Response	6	8	10	12	Total	
0	28.1	37.0	46.5	58.6	39.4	
1	24.9	23.5	19.8	20.3	22.6	
2	16.8	16.2	16.7	12.9	16.1	
3	8.0	8.0	6.8	2.6	7.0	
4	22.2	15.3	10.3	5.6	14.9	
N of Valid	590	616	516	232	1954	
N of Miss	38	35	12	13	98	

Table 63: Think of your four best friends (the friends you feel closest to). In the past year (12 months), how many of your best friends have: been suspended from school?






Response	6	8	10	12	Total	
0	62.1	59.2	67.2	69.5	63.4	
1	20.9	17.8	11.2	16.7	16.9	
2	8.0	10.6	9.8	6.0	9.1	
3	1.9	5.3	4.8	2.1	3.8	
4	7.1	7.1	6.9	5.6	6.9	
N of Valid	588	622	518	233	1961	
N of Miss	40	29	10	12	91	

Table 64: Think of your four best friends (the friends you feel closest to). In the past year (12 months), how many of your best friends have: carried a handgun?






Response	6	8	10	12	Total	
0	93.0	91.0	91.3	88.5	91.4	
1	2.6	4.0	4.6	5.6	3.9	
2	1.5	2.2	2.1	3.4	2.1	
3	0.3	0.8	0.6	1.3	0.7	
4	2.6	1.9	1.4	1.3	1.9	
N of Valid	588	623	518	234	1963	
N of Miss	40	28	10	11	89	

Table 65: Think of your four best friends (the friends you feel closest to). In the past year (12 months), how many of your best friends have: sold illegal drugs?






Response	6	8	10	12	Total	
0	97.3	90.6	85.0	83.7	90.3	
1	1.7	4.8	7.8	9.4	5.2	
2	0.7	2.1	2.7	3.4	2.0	
3	0.2	0.8	2.5	1.3	1.1	
4	0.2	1.6	1.9	2.1	1.3	
N of Valid	586	619	513	233	1951	
N of Miss	42	32	15	12	101	

Table 66: Think of your four best friends (the friends you feel closest to). In the past year (12 months), how many of your best friends have: regularly attended religious services?






Response	6	8	10	12	Total	
0	39.1	25.6	22.5	24.4	28.6	
1	11.9	13.8	15.5	21.8	14.7	
2	13.0	17.2	22.5	22.6	18.0	
3	10.3	15.7	19.2	14.5	14.9	
4	25.6	27.7	20.3	16.7	23.8	
N of Valid	562	617	516	234	1929	
N of Miss	66	34	12	11	123	

Table 67: Think of your four best friends (the friends you feel closest to). In the past year (12 months), how many of your best friends have: stolen or tried to steal a motor vehicle such as a car or motorcycle?






Response	6	8	10	12	Total	
0	97.0	94.9	93.4	95.3	95.2	
1	2.2	3.4	4.1	2.1	3.1	
2	0.3	1.0	1.9	1.7	1.1	
3	0.0	0.5	0.2	0.0	0.2	
4	0.5	0.3	0.4	0.9	0.5	
N of Valid	591	622	518	234	1965	
N of Miss	37	29	10	11	87	

Table 68: Think of your four best friends (the friends you feel closest to). In the past year (12 months), how many of your best friends have: been arrested?






Response	6	8	10	12	Total	
0	91.6	83.8	84.1	86.8	86.6	
1	5.5	10.3	7.9	6.8	7.8	
2	1.2	3.1	5.2	3.4	3.1	
3	0.3	2.1	1.7	0.4	1.3	
4	1.4	0.6	1.0	2.6	1.2	
N of Valid	585	619	516	234	1954	
N of Miss	43	32	12	11	98	

Table 69: Think of your four best friends (the friends you feel closest to). In the past year (12 months), how many of your best friends have: dropped out of school?






Response	6	8	10	12	Total	
0	93.9	96.8	92.1	84.6	93.2	
1	4.8	1.3	6.0	9.8	4.6	
2	0.5	1.1	1.2	2.1	1.1	
3	0.2	0.2	0.6	2.6	0.6	
4	0.7	0.6	0.2	0.9	0.6	
N of Valid	586	620	516	234	1956	
N of Miss	42	31	12	11	96	

Table 70: Think of your four best friends (the friends you feel closest to). In the past year (12 months), how many of your best friends have: been members of a gang?






Response	6	8	10	12	Total	
0	87.9	85.4	87.1	87.6	86.8	
1	5.5	6.2	6.6	3.4	5.7	
2	2.2	1.9	2.5	3.8	2.4	
3	0.5	1.1	1.7	0.0	1.0	
4	3.9	5.3	2.1	5.1	4.0	
N of Valid	585	617	518	234	1954	
N of Miss	43	34	10	11	98	

Table 71: How old were you when you first: smoked marijuana?










Response	6	8	10	12	Total	
Never	97.2	90.4	73.7	57.4	84.1	
10 or younger	1.0	0.8	1.7	1.3	1.2	
11	1.2	1.3	1.3	1.7	1.3	
12	0.5	2.9	2.7	5.5	2.4	
13	0.2	3.2	4.4	3.8	2.7	
14	0.0	1.3	8.5	8.9	3.7	
15	0.0	0.2	6.2	8.9	2.7	
16	0.0	0.0	1.3	9.7	1.5	
17 or older	0.0	0.0	0.2	3.0	0.4	
N of Valid	597	622	520	237	1976	
N of Miss	31	29	8	8	76	

Table 72: How old were you when you first: smoked a cigarette, even just a puff?










Response	6	8	10	12	Total	
Never	92.8	84.2	73.1	59.9	81.0	
10 or younger	4.7	6.1	7.2	7.2	6.1	
11	1.8	4.0	3.7	3.4	3.2	
12	0.7	2.3	2.7	3.4	2.0	
13	0.0	1.9	3.9	4.6	2.2	
14	0.0	1.5	5.0	5.9	2.5	
15	0.0	0.0	3.3	5.9	1.6	
16	0.0	0.0	1.2	6.3	1.1	
17 or older	0.0	0.0	0.0	3.4	0.4	
N of Valid	599	620	517	237	1973	
N of Miss	29	31	11	8	79	

Table 73: How old were you when you first: had more than a sip or two of beer, wine or hard liquor (for example, vodka, whiskey, or gin)?










Response	6	8	10	12	Total	
Never	80.9	71.2	50.2	30.8	63.8	
10 or younger	13.3	8.4	8.3	5.5	9.5	
11	4.7	3.1	3.3	4.2	3.8	
12	1.2	6.8	3.3	3.0	3.7	
13	0.0	8.2	7.6	8.9	5.6	
14	0.0	2.3	12.8	8.9	5.1	
15	0.0	0.0	11.4	13.5	4.6	
16	0.0	0.0	2.7	16.0	2.6	
17 or older	0.0	0.0	0.4	9.3	1.2	
N of Valid	596	619	516	237	1968	
N of Miss	32	32	12	8	84	

Table 74: How old were you when you first: began drinking alcoholic beverages regularly, that is, at least once or twice a month?










Response	6	8	10	12	Total	
Never	98.2	93.1	86.1	68.1	89.8	
10 or younger	0.8	1.3	0.8	0.9	1.0	
11	0.8	1.1	0.6	0.0	0.8	
12	0.2	1.3	0.2	1.3	0.7	
13	0.0	2.3	1.5	0.4	1.2	
14	0.0	1.0	3.7	3.4	1.7	
15	0.0	0.0	6.2	7.7	2.5	
16	0.0	0.0	1.0	10.2	1.5	
17 or older	0.0	0.0	0.0	8.1	1.0	
N of Valid	595	620	519	235	1969	
N of Miss	33	31	9	10	83	

Table 75: How old were you when you first: used Daztrex?


Response	6	8	10	12	Total	
Never	100.0	100.0	100.0	100.0	100.0	
10 or younger	0.0	0.0	0.0	0.0	0.0	
11	0.0	0.0	0.0	0.0	0.0	
12	0.0	0.0	0.0	0.0	0.0	
13	0.0	0.0	0.0	0.0	0.0	
14	0.0	0.0	0.0	0.0	0.0	
15	0.0	0.0	0.0	0.0	0.0	
16	0.0	0.0	0.0	0.0	0.0	
17 or older	0.0	0.0	0.0	0.0	0.0	
N of Valid	581	617	516	235	1949	
N of Miss	47	34	12	10	103	

Table 76: How old were you when you first: got suspended from school?










Response	6	8	10	12	Total	
Never	82.6	75.2	71.7	73.0	76.2	
10 or younger	9.2	8.2	8.0	8.0	8.4	
11	6.1	4.6	3.1	3.0	4.5	
12	1.7	7.2	4.7	2.1	4.3	
13	0.3	3.6	4.5	3.4	2.8	
14	0.0	1.1	4.5	5.9	2.3	
15	0.0	0.2	2.9	1.3	1.0	
16	0.0	0.0	0.6	2.1	0.4	
17 or older	0.0	0.0	0.0	1.3	0.2	
N of Valid	587	612	513	237	1949	
N of Miss	41	39	15	8	103	

Table 77: How old were you when you first: got arrested?










Response	6	8	10	12	Total	
Never	98.3	96.1	93.4	95.8	96.0	
10 or younger	1.0	0.7	0.4	0.0	0.6	
11	0.5	0.3	0.4	1.3	0.5	
12	0.2	1.0	0.2	0.0	0.4	
13	0.0	1.5	1.0	0.0	0.7	
14	0.0	0.5	2.5	0.0	0.8	
15	0.0	0.0	1.9	0.0	0.5	
16	0.0	0.0	0.2	1.7	0.3	
17 or older	0.0	0.0	0.0	1.3	0.2	
N of Valid	594	615	518	236	1963	
N of Miss	34	36	10	9	89	

Table 78: How old were you when you first: carried a handgun?










Response	6	8	10	12	Total	
Never	94.2	92.6	94.2	92.4	93.5	
10 or younger	3.2	2.3	1.8	1.3	2.3	
11	1.4	0.6	0.8	1.3	1.0	
12	1.2	1.1	0.4	0.4	0.9	
13	0.0	2.1	1.2	0.8	1.1	
14	0.0	1.0	1.0	0.4	0.6	
15	0.0	0.2	0.8	0.4	0.3	
16	0.0	0.0	0.0	1.7	0.2	
17 or older	0.0	0.2	0.0	1.3	0.2	
N of Valid	589	618	513	237	1957	
N of Miss	39	33	15	8	95	

Table 79: How old were you when you first: used e-cigarettes, e-cigars, or e-hookahs?










Response	6	8	10	12	Total	
Never	96.5	89.1	79.2	68.2	86.2	
10 or younger	1.7	1.1	0.2	0.0	0.9	
11	1.0	1.1	1.0	0.8	1.0	
12	0.8	2.9	1.7	0.8	1.7	
13	0.0	4.2	3.3	1.7	2.4	
14	0.0	1.1	7.4	5.9	3.0	
15	0.0	0.2	6.4	7.6	2.7	
16	0.0	0.0	0.8	9.3	1.3	
17 or older	0.0	0.2	0.0	5.5	0.7	
N of Valid	594	617	515	236	1962	
N of Miss	34	34	13	9	90	

Table 80: How old were you when you first: belonged to a gang?









Response	6	8	10	12	Total	
Never	95.1	93.5	96.3	95.3	94.9	
10 or younger	2.0	1.1	0.8	0.4	1.2	
11	2.4	1.0	0.6	0.0	1.2	
12	0.3	0.6	0.2	0.0	0.4	
13	0.0	2.1	0.8	0.4	0.9	
14	0.0	1.6	0.2	0.4	0.6	
15	0.0	0.0	0.8	2.1	0.5	
16	0.2	0.0	0.4	1.3	0.3	
17 or older	0.0	0.0	0.0	0.0	0.0	
N of Valid	589	616	517	236	1958	
N of Miss	39	35	11	9	94	

Table 81: How old were you when you first: used prescription drugs not prescribed to you?










Response	6	8	10	12	Total	
Never	97.5	94.3	90.1	80.5	92.5	
10 or younger	2.2	1.8	0.8	0.4	1.5	
11	0.3	0.6	0.2	0.4	0.4	
12	0.0	1.0	0.8	1.3	0.7	
13	0.0	1.3	1.4	3.0	1.1	
14	0.0	0.8	3.3	3.0	1.5	
15	0.0	0.0	2.7	5.9	1.4	
16	0.0	0.0	0.8	3.0	0.6	
17 or older	0.0	0.2	0.0	2.5	0.4	
N of Valid	593	617	516	236	1962	
N of Miss	35	34	12	9	90	

Table 82: How wrong do you think it is for someone your age to: take a handgun to school?





Response	6	8	10	12	Total	
Very wrong	86.7	85.3	87.8	88.6	86.8	
Wrong	9.4	10.3	8.4	7.2	9.2	
A little bit wrong	2.3	3.6	2.5	2.5	2.8	
Not at all wrong	1.6	0.8	1.3	1.7	1.3	
N of Valid	608	632	523	237	2000	
N of Miss	20	19	5	8	52	

Table 83: How wrong do you think it is for someone your age to: steal anything?





Response	6	8	10	12	Total	
Very wrong	68.9	63.7	61.4	68.5	65.3	
Wrong	22.6	27.3	29.0	24.7	26.0	
A little bit wrong	6.3	7.9	8.4	5.1	7.2	
Not at all wrong	2.2	1.1	1.2	1.7	1.5	
N of Valid	602	631	521	235	1989	
N of Miss	26	20	7	10	63	

Table 84: How wrong do you think it is for someone your age to: pick a fight with someone?





Response	6	8	10	12	Total	
Very wrong	54.0	43.0	38.2	45.9	45.4	
Wrong	29.3	34.8	37.6	31.8	33.5	
A little bit wrong	12.5	18.6	20.4	18.5	17.2	
Not at all wrong	4.2	3.5	3.9	3.9	3.9	
N of Valid	593	623	519	233	1968	
N of Miss	35	28	9	12	84	

Table 85: How wrong do you think it is for someone your age to: attack someone with the idea of seriously hurting them?

Response	6	8	10	12	Total	
Very wrong	82.1	79.1	74.5	70.2	77.7	
Wrong	12.4	14.4	17.7	20.0	15.3	
A little bit wrong	3.7	4.5	5.0	8.1	4.8	
Not at all wrong	1.8	2.1	2.9	1.7	2.2	
N of Valid	597	626	521	235	1979	
N of Miss	31	25	7	10	73	

Table 86: How wrong do you think it is for someone your age to: stay away from school all day when their parents think they are at school?

Response	6	8	10	12	Total	
Very wrong	80.9	69.1	53.3	44.4	65.6	
Wrong	15.1	21.7	31.3	36.3	24.0	
A little bit wrong	2.3	7.5	13.5	15.8	8.5	
Not at all wrong	1.7	1.8	1.9	3.4	2.0	
N of Valid	598	627	520	234	1979	
N of Miss	30	24	8	11	73	

Table 87: How wrong do you think it is for someone your age to: drink beer, wine or hard liquor (for example, vodka, whiskey, or gin) regularly?

Response	6	8	10	12	Total	
Very wrong	87.4	70.0	51.0	41.7	66.9	
Wrong	7.4	17.4	22.5	25.5	16.7	
A little bit wrong	4.0	9.7	21.0	18.7	12.0	
Not at all wrong	1.2	2.9	5.6	14.0	4.4	
N of Valid	597	627	520	235	1979	
N of Miss	31	24	8	10	73	

Table 88: How wrong do you think it is for someone your age to: smoke cigarettes?





Response	6	8	10	12	Total	
Very wrong	89.4	79.8	64.8	57.7	76.1	
Wrong	7.2	13.5	20.7	19.2	14.2	
A little bit wrong	1.8	5.4	10.2	11.5	6.3	
Not at all wrong	1.5	1.3	4.4	11.5	3.4	
N of Valid	596	628	522	234	1980	
N of Miss	32	23	6	11	72	

Table 89: How wrong do you think it is for someone your age to: smoke marijuana?





Response	6	8	10	12	Total	
Very wrong	90.5	75.6	52.5	43.2	70.1	
Wrong	5.6	10.5	17.5	17.8	11.7	
A little bit wrong	1.5	7.5	13.5	18.2	8.6	
Not at all wrong	2.4	6.4	16.5	20.8	9.6	
N of Valid	592	627	520	236	1975	
N of Miss	36	24	8	9	77	

Table 90: How wrong do you think it is for someone your age to: use prescription drugs or non-prescription drugs for the purpose of getting high?





Response	6	8	10	12	Total	
Very wrong	91.9	87.3	76.9	76.6	84.7	
Wrong	5.4	8.3	14.4	16.6	10.0	
A little bit wrong	1.0	3.7	6.7	3.8	3.7	
Not at all wrong	1.7	0.8	1.9	3.0	1.6	
N of Valid	594	630	520	235	1979	
N of Miss	34	21	8	10	73	

Table 91: How wrong do you think it is for someone your age to: use synthetic marijuana (K2, spice) or bath salts?

Response	6	8	10	12	Total	
Very wrong	91.2	89.1	83.5	86.3	87.9	
Wrong	5.4	7.2	12.7	10.3	8.5	
A little bit wrong	1.2	2.4	2.1	2.1	1.9	
Not at all wrong	2.2	1.3	1.7	1.3	1.7	
N of Valid	591	625	521	234	1971	
N of Miss	37	26	7	11	81	

Table 92: How wrong do you think it is for someone your age to: use LSD, cocaine, amphetamines or another illegal drug?

Response	6	8	10	12	Total	
Very wrong	94.6	93.0	87.9	89.4	91.7	
Wrong	3.4	4.8	9.0	8.1	5.9	
A little bit wrong	0.7	1.6	1.7	0.9	1.3	
Not at all wrong	1.4	0.6	1.3	1.7	1.2	
N of Valid	591	626	521	235	1973	
N of Miss	37	25	7	10	79	

Table 93: How wrong do you think it is for someone your age to: use e-cigarettes, e-cigars or e-hookahs?

Response	6	8	10	12	Total	
Very wrong	88.2	77.9	54.5	48.9	71.4	
Wrong	7.3	11.2	18.9	14.5	12.4	
A little bit wrong	2.4	6.7	16.0	20.0	9.4	
Not at all wrong	2.2	4.2	10.6	16.6	6.8	
N of Valid	591	624	519	235	1969	
N of Miss	37	27	9	10	83	

Table 94: At school during the past 12 months, did you receive help from the resource teacher, speech therapist or other special education teacher?



Response	6	8	10	12	Total	
No	74.1	82.7	90.8	91.1	83.2	
Yes	25.9	17.3	9.2	8.9	16.8	
N of Valid	528	550	467	202	1747	
N of Miss	100	101	61	43	305	

Table 95: How many times in the past year (12 months) have you: been suspended from school?









Response	6	8	10	12	Total	
Never	87.2	84.1	87.3	90.0	86.6	
1 to 2 times	10.6	11.9	10.4	7.8	10.6	
3 to 5 times	1.5	2.6	1.7	0.4	1.8	
6 to 9 times	0.0	0.8	0.6	0.9	0.5	
10 to 19 times	0.3	0.0	0.0	0.4	0.2	
20 to 29 times	0.3	0.3	0.0	0.0	0.2	
30 to 39 times	0.0	0.2	0.0	0.0	0.1	
40+ times	0.0	0.2	0.0	0.4	0.1	
N of Valid	603	622	519	230	1974	
N of Miss	25	29	9	15	78	

Table 96: How many times in the past year (12 months) have you: carried a handgun?









Response	6	8	10	12	Total	
Never	94.6	94.1	96.0	92.6	94.6	
1 to 2 times	4.2	3.1	1.0	3.0	2.8	
3 to 5 times	0.3	0.6	1.2	1.3	0.8	
6 to 9 times	0.2	0.5	0.4	2.6	0.6	
10 to 19 times	0.3	0.2	0.4	0.0	0.3	
20 to 29 times	0.2	0.2	0.0	0.0	0.1	
30 to 39 times	0.0	0.0	0.4	0.0	0.1	
40+ times	0.2	1.4	0.8	0.4	0.8	
N of Valid	593	622	520	230	1965	
N of Miss	35	29	8	15	87	

Table 97: How many times in the past year (12 months) have you: sold illegal drugs?








Response	6	8	10	12	Total	
Never	100.0	96.8	95.2	93.9	97.0	
1 to 2 times	0.0	2.1	2.9	3.9	1.9	
3 to 5 times	0.0	0.2	0.6	0.0	0.2	
6 to 9 times	0.0	0.5	0.0	0.4	0.2	
10 to 19 times	0.0	0.3	0.4	0.0	0.2	
20 to 29 times	0.0	0.0	0.2	0.4	0.1	
30 to 39 times	0.0	0.0	0.0	0.0	0.0	
40+ times	0.0	0.2	0.8	1.3	0.4	
N of Valid	589	617	516	229	1951	
N of Miss	39	34	12	16	101	

Table 98: How many times in the past year (12 months) have you: stolen or tried to steal a motor vehicle such as a car or motorcycle?






Response	6	8	10	12	Total	
Never	99.0	98.7	97.7	97.8	98.4	
1 to 2 times	0.3	1.0	1.2	1.8	0.9	
3 to 5 times	0.5	0.2	0.8	0.4	0.5	
6 to 9 times	0.0	0.2	0.2	0.0	0.1	
10 to 19 times	0.0	0.0	0.0	0.0	0.0	
20 to 29 times	0.0	0.0	0.0	0.0	0.0	
30 to 39 times	0.0	0.0	0.0	0.0	0.0	
40+ times	0.2	0.0	0.2	0.0	0.1	
N of Valid	592	618	519	228	1957	
N of Miss	36	33	9	17	95	

Table 99: How many times in the past year (12 months) have you: participated in clubs, organizations or activities at school?









Response	6	8	10	12	Total	
Never	36.5	31.5	31.2	29.1	32.7	
1 to 2 times	23.7	19.9	15.5	11.0	18.9	
3 to 5 times	13.5	14.9	10.1	11.5	12.8	
6 to 9 times	11.6	6.2	6.0	7.9	8.0	
10 to 19 times	4.0	5.9	7.6	7.5	6.0	
20 to 29 times	2.9	4.6	4.8	7.0	4.4	
30 to 39 times	1.7	1.0	2.3	2.2	1.7	
40+ times	6.1	16.0	22.5	23.8	15.6	
N of Valid	594	612	516	227	1949	
N of Miss	34	39	12	18	103	

Table 100: How many times in the past year (12 months) have you: been arrested?







Response	6	8	10	12	Total	
Never	98.3	96.6	96.5	96.1	97.0	
1 to 2 times	1.5	2.4	3.3	3.5	2.5	
3 to 5 times	0.0	0.3	0.2	0.4	0.2	
6 to 9 times	0.0	0.3	0.0	0.0	0.1	
10 to 19 times	0.0	0.0	0.0	0.0	0.0	
20 to 29 times	0.0	0.2	0.0	0.0	0.1	
30 to 39 times	0.0	0.0	0.0	0.0	0.0	
40+ times	0.2	0.2	0.0	0.0	0.1	
N of Valid	592	616	516	229	1953	
N of Miss	36	35	12	16	99	

Table 101: How many times in the past year (12 months) have you: attacked someone with the idea of seriously hurting them?


Response	6	8	10	12	Total	
Never	91.4	91.2	91.1	87.3	90.8	
1 to 2 times	7.1	5.7	5.4	7.4	6.2	
3 to 5 times	0.7	1.5	1.7	3.9	1.6	
6 to 9 times	0.2	0.8	1.0	0.0	0.6	
10 to 19 times	0.2	0.2	0.4	1.3	0.4	
20 to 29 times	0.2	0.6	0.0	0.0	0.3	
30 to 39 times	0.0	0.0	0.0	0.0	0.0	
40+ times	0.3	0.0	0.4	0.0	0.2	
N of Valid	593	616	515	229	1953	
N of Miss	35	35	13	16	99	

Table 102: How many times in the past year (12 months) have you: been drunk or high at school?


Response	6	8	10	12	Total	
Never	97.6	92.9	87.0	82.1	91.5	
1 to 2 times	2.0	3.9	4.7	4.8	3.6	
3 to 5 times	0.2	1.0	4.1	5.2	2.0	
6 to 9 times	0.0	1.3	1.0	3.1	1.0	
10 to 19 times	0.0	0.3	2.1	0.4	0.7	
20 to 29 times	0.0	0.3	0.4	0.4	0.3	
30 to 39 times	0.2	0.0	0.2	0.0	0.1	
40+ times	0.0	0.3	0.6	3.9	0.7	
N of Valid	594	622	515	229	1960	
N of Miss	34	29	13	16	92	

Table 103: How many times in the past year (12 months) have you: taken a handgun to school?





Response	6	8	10	12	Total	
Never	99.5	99.4	99.2	99.1	99.3	
1 to 2 times	0.3	0.3	0.2	0.0	0.3	
3 to 5 times	0.0	0.2	0.4	0.9	0.3	
6 to 9 times	0.0	0.0	0.0	0.0	0.0	
10 to 19 times	0.0	0.0	0.0	0.0	0.0	
20 to 29 times	0.0	0.0	0.0	0.0	0.0	
30 to 39 times	0.0	0.0	0.0	0.0	0.0	
40+ times	0.2	0.2	0.2	0.0	0.2	
N of Valid	590	616	516	229	1951	
N of Miss	38	35	12	16	101	

Table 104: Are you currently on probation, or assigned a probation officer with Juvenile Court?



Response	6	8	10	12	Total	
No	98.4	97.3	97.5	99.1	97.9	
Yes	1.6	2.7	2.5	0.9	2.1	
N of Valid	513	559	477	213	1762	
N of Miss	115	92	51	32	290	

Table 105: Have you ever belonged to a gang?






Response	6	8	10	12	Total	
No	91.6	92.3	93.8	93.1	92.6	
No, but would like to	1.8	2.1	1.6	0.9	1.7	
Yes, in the past	4.3	2.2	3.3	3.0	3.2	
Yes, belong now	2.1	3.2	1.4	2.6	2.3	
Yes, but would like to get out	0.2	0.2	0.0	0.4	0.2	
N of Valid	605	624	516	232	1977	
N of Miss	23	27	12	13	75	

Table 106: If you have ever belonged to a gang, did that gang have a name?




Response	6	8	10	12	Total	
No	11.6	7.8	7.4	17.7	10.0	
Yes	5.2	5.8	4.3	6.5	5.3	
I have never belonged to a gang	83.2	86.4	88.3	75.9	84.7	
N of Valid	594	619	513	232	1958	
N of Miss	34	32	15	13	94	

Table 107: You are at a party at someone's house, and one of your friends offers you a drink containing alcohol. What would you say or do?





Response	6	8	10	12	Total	
Drink it	4.8	16.2	26.0	40.3	18.1	
Tell your friend, 'No thanks, I don't drink' and suggest that you and your friend go and do something else	50.0	46.6	32.7	32.3	42.3	
Just say, 'No thanks' and walk away	28.9	27.5	31.3	21.2	28.2	
Make up a good excuse, tell your friend you had something else to do, and leave	16.2	9.7	10.0	6.2	11.4	
N of Valid	598	618	511	226	1953	
N of Miss	30	33	17	19	99	

Table 108: How often do you attend religious services or activities?





Response	6	8	10	12	Total	
Never	21.1	17.1	14.4	14.7	17.3	
Rarely	22.5	19.4	25.5	31.2	23.3	
1-2 Times a Month	12.2	15.0	17.0	15.6	14.7	
About Once a Week or More	44.3	48.5	43.1	38.5	44.6	
N of Valid	583	620	513	231	1947	
N of Miss	45	31	15	14	105	

Table 109: I think sometimes it's okay to cheat at school.

Response	6	8	10	12	Total	
NO!	65.3	42.5	23.1	17.7	41.5	
no	27.1	38.5	43.7	39.8	36.5	
yes	6.0	17.0	28.7	35.5	18.8	
YES!	1.7	1.9	4.5	6.9	3.1	
N of Valid	605	623	515	231	1974	
N of Miss	23	28	13	14	78	

Table 110: It is important to think before you act.

Response	6	8	10	12	Total	
NO!	0.8	3.5	1.0	2.2	1.9	
no	2.5	3.4	1.8	3.0	2.6	
yes	21.7	37.2	38.5	42.0	33.4	
YES!	75.0	55.9	58.8	52.8	62.1	
N of Valid	600	623	514	231	1968	
N of Miss	28	28	14	14	84	

Table 111: Sometimes I think that life is not worth it.

Response	6	8	10	12	Total	
NO!	59.6	44.8	39.1	36.4	46.8	
no	18.0	24.3	24.4	28.1	22.9	
yes	14.9	19.7	26.1	27.7	20.9	
YES!	7.4	11.2	10.4	7.8	9.4	
N of Valid	582	609	509	231	1931	
N of Miss	46	42	19	14	121	

Table 112: At times I think I am no good at all.

Response	6	8	10	12	Total	
NO!	39.7	35.6	26.7	24.8	33.2	
no	18.3	23.2	24.9	26.5	22.6	
yes	29.5	26.3	35.0	38.7	31.0	
YES!	12.5	14.9	13.4	10.0	13.2	
N of Valid	590	612	514	230	1946	
N of Miss	38	39	14	15	106	

Table 113: All in all, I am inclined to think that I am a failure.

Response	6	8	10	12	Total	
NO!	55.6	44.6	38.7	34.3	45.2	
no	24.8	30.0	33.2	37.8	30.2	
yes	13.9	15.8	19.6	18.3	16.5	
YES!	5.6	9.6	8.4	9.6	8.1	
N of Valid	588	614	509	230	1941	
N of Miss	40	37	19	15	111	

Table 114: In the past year, have you felt depressed or sad MOST days, even if you felt okay sometimes?

Response	6	8	10	12	Total	
NO!	33.1	32.4	27.8	23.9	30.4	
no	21.6	22.5	25.6	28.7	23.8	
yes	28.2	25.4	27.6	28.7	27.2	
YES!	17.1	19.6	19.1	18.7	18.6	
N of Valid	596	617	508	230	1951	
N of Miss	32	34	20	15	101	

Table 115: It is all right to beat up people if they start the fight.





Response	6	8	10	12	Total	
NO!	46.0	36.9	23.3	23.5	34.6	
no	19.8	21.6	23.9	25.2	22.1	
yes	17.8	22.3	30.2	25.2	23.3	
YES!	16.3	19.2	22.5	26.1	20.0	
N of Valid	600	620	510	230	1960	
N of Miss	28	31	18	15	92	

Table 116: I think it is okay to take something without asking if you can get away with it.





Response	6	8	10	12	Total	
NO!	78.6	66.2	55.9	62.6	66.9	
no	18.2	27.8	37.9	30.9	27.8	
yes	2.3	4.4	5.7	5.7	4.3	
YES!	0.8	1.6	0.4	0.9	1.0	
N of Valid	599	616	506	230	1951	
N of Miss	29	35	22	15	101	

Table 117: Where do you get the most information about living a drug and alcohol free life? Parents/guardians





Response	6	8	10	12	Total	
All the time	60.5	56.1	49.8	48.7	54.9	
Most	16.6	20.0	23.3	20.4	19.9	
Some	10.7	13.0	16.9	17.7	13.9	
Very little	12.2	10.9	10.0	13.3	11.3	
N of Valid	572	606	510	226	1914	
N of Miss	56	45	18	19	138	

Table 118: Where do you get the most information about living a drug and alcohol free life? Friends





Response	6	8	10	12	Total	
All the time	19.6	18.9	9.1	15.4	16.0	
Most	14.3	18.2	15.7	15.0	16.0	
Some	23.0	28.7	28.4	28.6	26.9	
Very little	43.1	34.2	46.8	41.0	41.0	
N of Valid	552	593	504	227	1876	
N of Miss	76	58	24	18	176	

Table 119: Where do you get the most information about living a drug and alcohol free life? Family members





Response	6	8	10	12	Total	
All the time	50.5	46.7	33.4	34.1	42.7	
Most	19.0	21.1	25.1	19.0	21.3	
Some	14.4	17.1	22.4	26.5	18.9	
Very little	16.1	15.1	19.1	20.4	17.1	
N of Valid	554	602	509	226	1891	
N of Miss	74	49	19	19	161	

Table 120: Where do you get the most information about living a drug and alcohol free life? School





Response	6	8	10	12	Total	
All the time	62.0	54.9	39.4	41.0	51.2	
Most	16.2	19.8	26.9	23.3	21.0	
Some	11.0	14.5	22.2	22.0	16.4	
Very little	10.8	10.8	11.6	13.7	11.4	
N of Valid	563	601	510	227	1901	
N of Miss	65	50	18	18	151	

Table 121: Where do you get the most information about living a drug and alcohol free life? Internet





Response	6	8	10	12	Total	
All the time	19.8	17.9	12.2	13.7	16.4	
Most	8.7	15.2	13.2	12.8	12.5	
Some	22.7	26.5	28.9	25.2	25.9	
Very little	48.8	40.4	45.7	48.2	45.2	
N of Valid	541	597	508	226	1872	
N of Miss	87	54	20	19	180	

Table 122: Where do you get the most information about living a drug and alcohol free life? TV





Response	6	8	10	12	Total	
All the time	24.4	20.3	11.4	15.0	18.5	
Most	13.8	16.1	15.5	12.4	14.8	
Some	26.4	29.4	31.3	34.1	29.6	
Very little	35.5	34.2	41.8	38.5	37.1	
N of Valid	550	596	502	226	1874	
N of Miss	78	55	26	19	178	

Table 123: Where do you get the most information about living a drug and alcohol free life? Social media





Response	6	8	10	12	Total	
All the time	16.4	18.7	10.5	14.1	15.3	
Most	10.2	12.0	11.7	7.9	10.9	
Some	19.2	24.8	26.2	26.4	23.8	
Very little	54.2	44.5	51.5	51.5	50.1	
N of Valid	537	593	503	227	1860	
N of Miss	91	58	25	18	192	

Table 124: How much do you think people risk harming themselves (physically or in other ways) if they: smoked one or more packs of cigarettes per day?





Response	6	8	10	12	Total	
No risk	12.8	8.9	8.4	4.6	9.5	
Slight risk	9.7	7.4	7.0	7.8	8.1	
Moderate risk	18.7	19.0	18.2	16.6	18.4	
Great risk	58.8	64.6	66.4	71.0	64.0	
N of Valid	577	605	500	217	1899	
N of Miss	51	46	28	28	153	

Table 125: How much do you think people risk harming themselves (physically or in other ways) if they: try marijuana once or twice?





Response	6	8	10	12	Total	
No risk	17.0	22.9	35.7	45.5	27.1	
Slight risk	23.9	29.2	32.1	24.5	27.8	
Moderate risk	21.0	21.6	14.9	16.4	19.0	
Great risk	38.2	26.2	17.3	13.6	26.0	
N of Valid	566	602	498	220	1886	
N of Miss	62	49	30	25	166	

Table 126: How much do you think people risk harming themselves (physically or in other ways) if they: smoke marijuana once or twice a week?





Response	6	8	10	12	Total	
No risk	15.7	18.5	26.5	31.5	21.2	
Slight risk	9.7	15.6	21.2	23.9	16.3	
Moderate risk	22.9	24.6	25.3	20.2	23.8	
Great risk	51.7	41.3	27.1	24.4	38.7	
N of Valid	555	601	491	213	1860	
N of Miss	73	50	37	32	192	

Table 127: How much do you think people risk harming themselves (physically or in other ways) if they: take one or two drinks of an alcoholic beverage (beer, wine, liquor) nearly every day?

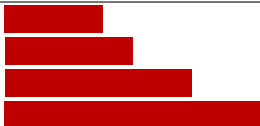
Response	6	8	10	12	Total	
No risk	14.9	15.0	11.3	11.5	13.6	
Slight risk	16.8	17.4	18.8	25.8	18.5	
Moderate risk	24.2	28.0	32.9	29.0	28.3	
Great risk	44.1	39.6	37.0	33.6	39.6	
N of Valid	571	599	495	217	1882	
N of Miss	57	52	33	28	170	

Table 128: How much do you think people risk harming themselves (physically or in other ways) if they: have five or more drinks of an alcoholic beverage once or twice a weekend?

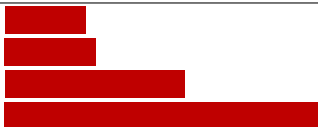
Response	6	8	10	12	Total	
No risk	12.6	11.5	9.1	7.8	10.8	
Slight risk	10.0	12.3	13.7	17.0	12.5	
Moderate risk	24.3	24.8	29.6	35.8	27.2	
Great risk	53.1	51.5	47.6	39.4	49.5	
N of Valid	571	602	496	218	1887	
N of Miss	57	49	32	27	165	

Table 129: How much do you think people risk harming themselves (physically or in other ways) if they: use prescription drugs that are not prescribed to them?


Response	6	8	10	12	Total	
No risk	12.2	9.1	6.3	5.0	8.8	
Slight risk	6.9	7.1	8.3	6.9	7.3	
Moderate risk	13.8	15.9	21.1	19.3	17.0	
Great risk	67.1	67.9	64.3	68.8	66.8	
N of Valid	565	605	493	218	1881	
N of Miss	63	46	35	27	171	

Table 130: How much do you think people risk harming themselves (physically or in other ways) if they: use non-prescription drugs to get high?

Response	6	8	10	12	Total	
No risk	13.7	9.4	5.5	4.6	9.1	
Slight risk	4.4	4.8	7.9	6.0	5.7	
Moderate risk	12.9	16.6	21.6	21.2	17.3	
Great risk	69.0	69.2	65.1	68.2	67.9	
N of Valid	564	598	495	217	1874	
N of Miss	64	53	33	28	178	

Table 131: How much do you think people risk harming themselves (physically or in other ways) if they: use e-cigarettes, e-cigars, or e-hookahs?

Response	6	8	10	12	Total	
No risk	15.6	17.9	23.5	24.0	19.4	
Slight risk	17.0	23.8	31.6	31.3	24.6	
Moderate risk	21.0	23.9	22.3	19.8	22.1	
Great risk	46.4	34.4	22.7	24.9	33.9	
N of Valid	571	602	494	217	1884	
N of Miss	57	49	34	28	168	

Table 132: Have you ever used smokeless tobacco (chew, snuff, plug, dipping tobacco, or chewing tobacco)?

Response	6	8	10	12	Total	
Never	94.9	91.8	86.1	78.2	89.8	
Once or Twice	3.9	6.1	6.8	10.6	6.1	
Once in a while but not regularly	0.8	1.0	2.2	2.8	1.5	
Regularly in the past	0.3	1.0	1.2	5.1	1.3	
Regularly now	0.0	0.2	3.6	3.2	1.4	
N of Valid	590	609	498	216	1913	
N of Miss	38	42	30	29	139	

Table 133: How often have you used smokeless tobacco during the past 30 days?


Response	6	8	10	12	Total	
Not at all	98.6	97.2	93.6	93.0	96.2	
Once or twice	1.0	2.0	2.2	3.3	1.9	
Once or twice per week	0.0	0.5	0.6	0.0	0.3	
Three to five times per week	0.0	0.2	1.4	0.9	0.5	
About once a day	0.2	0.0	0.2	0.5	0.2	
More than once a day	0.2	0.2	2.0	2.3	0.9	
N of Valid	588	608	500	215	1911	
N of Miss	40	43	28	30	141	

Table 134: Have you ever smoked cigarettes?


Response	6	8	10	12	Total	
Never	92.7	84.9	76.4	63.4	82.7	
Once or Twice	5.5	11.5	13.5	19.4	11.1	
Once in a while but not regularly	1.2	2.6	4.2	8.3	3.2	
Regularly in the past	0.5	0.8	2.6	5.1	1.7	
Regularly now	0.2	0.2	3.2	3.7	1.4	
N of Valid	586	610	496	216	1908	
N of Miss	42	41	32	29	144	

Table 135: How frequently have you smoked cigarettes during the past 30 days?


Response	6	8	10	12	Total	
Not at all	98.6	96.9	93.6	89.3	95.7	
Less than one cigarette per day	1.0	1.8	2.8	6.5	2.4	
One to five cigarettes per day	0.3	1.2	2.6	3.3	1.5	
About one-half pack per day	0.0	0.0	0.6	0.0	0.2	
About one pack per day	0.0	0.0	0.2	0.5	0.1	
About one and one-half packs per day	0.0	0.0	0.2	0.5	0.1	
Two packs or more per day	0.0	0.2	0.0	0.0	0.1	
N of Valid	588	608	497	215	1908	
N of Miss	40	43	31	30	144	

Table 136: Which statement best describes rules about smoking inside your home or your family cars?






Response	6	8	10	12	Total	
Smoking is not allowed anywhere inside your home or cars	66.0	65.2	68.0	65.6	66.2	
Smoking is allowed in some places and at some times or in some cars	12.0	12.9	12.2	12.1	12.4	
Smoking is allowed anywhere inside the home or cars	2.6	3.1	2.2	3.7	2.8	
There are no rules about smoking inside the home or cars	3.5	4.6	6.1	10.7	5.4	
I don't know	15.9	14.2	11.4	7.9	13.3	
N of Valid	574	606	491	215	1886	
N of Miss	54	45	37	30	166	

Table 137: Have you ever used e-cigarettes, e-cigars, or e-hookahs?






Response	6	8	10	12	Total	
Never	95.2	86.6	74.9	60.0	83.2	
Once or Twice	3.8	7.6	11.8	20.0	8.9	
Once in a while but not regularly	0.7	3.3	7.0	10.2	4.3	
Regularly in the past	0.2	1.2	4.4	6.0	2.3	
Regularly now	0.2	1.3	1.8	3.7	1.4	
N of Valid	581	606	498	215	1900	
N of Miss	47	45	30	30	152	

Table 138: How frequently have you used e-cigarettes, e-cigars, or e-hookahs?








Response	6	8	10	12	Total	
Not at all	98.4	94.8	88.2	80.1	92.5	
Less than 10 puffs per day	1.4	3.7	7.7	12.3	5.0	
10 to 50 puffs per day	0.0	0.7	2.4	3.8	1.3	
About one-half cartomiser per day	0.0	0.2	0.6	0.9	0.3	
About one cartomiser per day	0.0	0.5	0.6	1.4	0.5	
About one and one-half cartomisers per day	0.2	0.0	0.0	0.5	0.1	
Two cartomisers or more per day	0.0	0.2	0.4	0.9	0.3	
N of Valid	571	594	492	211	1868	
N of Miss	57	57	36	34	184	

Table 139: During this school year, were you taught in any of your classes about the dangers of tobacco use?






Response	6	8	10	12	Total	
Never	26.3	34.3	45.7	53.1	37.0	
Rarely	16.2	19.6	22.1	18.2	19.0	
Sometimes	20.4	22.3	17.4	15.3	19.6	
Often	22.6	13.7	11.2	10.5	15.4	
Almost always	14.6	10.1	3.7	2.9	9.0	
N of Valid	563	592	484	209	1848	
N of Miss	65	59	44	36	204	

Table 140: During the past 12 months, have you participated in any community activities to discourage people your age from using cigarettes, chewing tobacco, snuff, dip or cigars, e-cigarettes, e-cigars, or e-hookahs?






Response	6	8	10	12	Total	
Never	70.0	64.9	77.0	77.1	71.0	
Rarely	11.4	17.7	9.9	11.9	13.1	
Sometimes	9.4	8.3	7.4	7.1	8.3	
Often	4.9	5.3	3.5	2.9	4.4	
Almost always	4.3	3.7	2.3	1.0	3.2	
N of Valid	553	587	486	210	1836	
N of Miss	75	64	42	35	216	

Table 141: Think back over the last two weeks. How many times have you had five or more alcoholic drinks in a row?

Response	6	8	10	12	Total	
None	97.7	93.8	87.6	78.1	91.6	
Once	1.2	2.7	5.1	7.6	3.4	
Twice	0.7	1.3	2.7	4.8	1.9	
3-5 times	0.4	1.5	2.2	5.2	1.8	
6-9 times	0.0	0.2	1.0	2.4	0.6	
10 or more times	0.0	0.5	1.4	1.9	0.8	
N of Valid	568	598	490	210	1866	
N of Miss	60	53	38	35	186	

Table 142: During the past 30 days, how many times did you ride in a car or other vehicle driven by someone who had been drinking alcohol or using drugs to get high?

Response	6	8	10	12	Total	
0 times	89.7	87.0	80.1	74.2	84.5	
1 time	4.8	4.9	9.4	5.7	6.2	
2 or 3 times	2.5	3.2	5.5	8.1	4.2	
4 or 5 times	1.1	1.7	1.6	5.3	1.9	
6 or more times	2.0	3.2	3.3	6.7	3.2	
N of Valid	561	593	488	209	1851	
N of Miss	67	58	40	36	201	

Table 143: During the past 30 days, how many times did you drive a car or other vehicle when you had been drinking alcohol or using drugs to get high?

Response	6	8	10	12	Total	
I did not drive a car in the past 30 days	51.6	58.8	51.0	31.9	51.5	
0 times	47.3	39.1	44.8	61.4	45.7	
1 time	0.6	0.5	2.3	1.4	1.1	
2 or 3 times	0.0	0.9	1.0	2.9	0.9	
4 or 5 times	0.2	0.2	0.2	1.4	0.3	
6 or more times	0.4	0.5	0.6	1.0	0.6	
N of Valid	539	578	480	210	1807	
N of Miss	89	73	48	35	245	

Table 144: If you drank alcohol (not just a sip or taste) in the past year, how did you usually get it?













Response	6	8	10	12	Total	
I did not drink alcohol in the past year	92.7	84.7	69.7	48.1	79.0	
I bought it myself with a fake ID	0.2	0.0	0.2	1.0	0.2	
I bought it myself without a fake ID	0.0	0.2	0.0	1.0	0.2	
I got it from someone I know age 21 or older	0.7	1.6	10.7	27.7	6.7	
I got it from someone I know under age 21	0.4	2.6	4.6	3.9	2.6	
I got it from my brother or sister	0.4	1.0	1.5	1.5	1.0	
I got it from home with my parents' permission	1.3	1.9	2.5	5.3	2.3	
I got it from home without my parents' permission	0.7	1.9	2.5	3.4	1.9	
I got it from another relative	0.4	1.7	1.1	1.0	1.1	
A stranger bought it for me	0.2	0.5	0.0	0.5	0.3	
I took it from a store or shop	0.0	0.0	0.2	0.0	0.1	
Other	3.1	4.0	6.9	6.8	4.8	
N of Valid	547	580	475	206	1808	
N of Miss	81	71	53	39	244	

Table 145: If you drank alcohol (not just a sip or taste) in the past year, where did you usually drink it?











Response	6	8	10	12	Total	
I did not drink alcohol in the past year	95.0	85.7	70.0	49.3	80.2	
At my home	2.4	5.5	9.7	17.6	7.1	
At someone else's home	1.3	5.2	14.6	25.9	8.9	
At an open area like a park, beach, field, back road, woods, or a street corner	0.6	1.4	2.1	3.9	1.6	
At a sporting event or concert	0.0	0.2	0.4	0.5	0.2	
At a restaurant, bar, or a nightclub	0.2	0.2	0.6	0.5	0.3	
At an empty building or a construction site	0.2	0.3	0.0	1.5	0.3	
At a hotel/motel	0.2	0.3	0.2	0.5	0.3	
An a car	0.2	0.0	1.3	0.5	0.4	
At school	0.0	1.2	1.1	0.0	0.7	
N of Valid	538	579	473	205	1795	
N of Miss	90	72	55	40	257	

Table 146: How do you feel about someone your age having one or two drinks of an alcoholic beverage nearly every day?

Response	6	8	10	12	Total	
Neither approve nor disapprove	20.0	26.7	30.9	32.9	26.5	
Somewhat disapprove	6.5	14.6	20.1	21.7	14.5	
Strongly disapprove	60.3	48.5	39.2	37.7	48.3	
Don't know or can't say	13.2	10.2	9.8	7.7	10.7	
N of Valid	536	581	482	207	1806	
N of Miss	92	70	46	38	246	

Table 147: On how many occasions have you had alcoholic beverages (beer, wine or hard liquor) to drink in your lifetime - more than just a few sips?

Response	6	8	10	12	Total	
0	88.1	77.7	58.4	37.8	71.3	
1-2	8.2	11.6	14.3	14.4	11.6	
3-5	2.1	5.0	10.4	10.5	6.2	
6-9	0.5	1.5	3.1	7.7	2.3	
10-19	0.7	1.8	6.9	10.0	3.8	
20-39	0.0	1.2	3.5	7.2	2.1	
40	0.4	1.2	3.5	12.4	2.8	
N of Valid	570	596	490	209	1865	
N of Miss	58	55	38	36	187	

Table 148: On how many occasions have you drunk one of more drinks of an alcoholic beverage during the past 30 days?

Response	6	8	10	12	Total	
0	98.6	91.8	85.1	69.7	89.6	
1-2	0.9	6.7	8.8	16.8	6.6	
3-5	0.5	0.3	3.7	5.8	1.9	
6-9	0.0	0.7	1.4	2.4	0.9	
10-19	0.0	0.2	0.8	2.9	0.6	
20-39	0.0	0.2	0.0	1.9	0.3	
40	0.0	0.2	0.2	0.5	0.2	
N of Valid	565	594	489	208	1856	
N of Miss	63	57	39	37	196	

Table 149: On how many occasions have you used marijuana (grass, pot) or hashish (hash, hash oil) in your lifetime?


Response	6	8	10	12	Total	
0	97.5	90.3	75.7	60.6	85.3	
1-2	1.6	3.5	5.8	7.7	4.0	
3-5	0.2	2.0	3.1	5.8	2.2	
6-9	0.2	1.2	2.3	3.4	1.4	
10-19	0.2	0.7	3.3	4.8	1.7	
20-39	0.2	0.7	3.3	4.3	1.6	
40	0.2	1.7	6.6	13.5	3.8	
N of Valid	567	595	485	208	1855	
N of Miss	61	56	43	37	197	

Table 150: On how many occasions have you used marijuana (grass, pot) or hashish (hash, hash oil) during the past 30 days?


Response	6	8	10	12	Total	
0	98.9	95.4	88.2	80.1	92.9	
1-2	0.7	2.5	3.9	8.3	3.0	
3-5	0.2	0.5	3.3	2.4	1.4	
6-9	0.2	0.7	2.1	2.4	1.1	
10-19	0.0	0.3	0.8	2.4	0.6	
20-39	0.0	0.3	0.0	1.5	0.3	
40	0.0	0.2	1.6	2.9	0.8	
N of Valid	563	592	485	206	1846	
N of Miss	65	59	43	39	206	

Table 151: On how many occasions have you used LSD or other psychedelics in your lifetime?


Response	6	8	10	12	Total	
0	99.8	99.0	97.9	93.7	98.4	
1-2	0.2	0.5	0.6	3.9	0.8	
3-5	0.0	0.3	0.6	1.5	0.4	
6-9	0.0	0.0	0.4	0.5	0.2	
10-19	0.0	0.2	0.2	0.5	0.2	
20-39	0.0	0.0	0.0	0.0	0.0	
40	0.0	0.0	0.2	0.0	0.1	
N of Valid	560	593	486	206	1845	
N of Miss	68	58	42	39	207	

Table 152: On how many occasions have you used LSD or other psychedelics during the past 30 days?

Response	6	8	10	12	Total	
0	100.0	99.5	99.4	98.1	99.5	
1-2	0.0	0.5	0.4	1.4	0.4	
3-5	0.0	0.0	0.0	0.0	0.0	
6-9	0.0	0.0	0.0	0.0	0.0	
10-19	0.0	0.0	0.0	0.5	0.1	
20-39	0.0	0.0	0.0	0.0	0.0	
40	0.0	0.0	0.2	0.0	0.1	
N of Valid	554	591	485	207	1837	
N of Miss	74	60	43	38	215	

Table 153: On how many occasions have you used cocaine or crack in your lifetime?

Response	6	8	10	12	Total	
0	100.0	99.5	97.9	98.1	99.1	
1-2	0.0	0.3	1.7	1.4	0.7	
3-5	0.0	0.2	0.2	0.0	0.1	
6-9	0.0	0.0	0.0	0.0	0.0	
10-19	0.0	0.0	0.0	0.0	0.0	
20-39	0.0	0.0	0.0	0.0	0.0	
40	0.0	0.0	0.2	0.5	0.1	
N of Valid	563	595	482	207	1847	
N of Miss	65	56	46	38	205	

Table 154: On how many occasions have you used cocaine or crack during the past 30 days?

Response	6	8	10	12	Total	
0	100.0	99.8	99.8	99.5	99.8	
1-2	0.0	0.2	0.2	0.5	0.2	
3-5	0.0	0.0	0.0	0.0	0.0	
6-9	0.0	0.0	0.0	0.0	0.0	
10-19	0.0	0.0	0.0	0.0	0.0	
20-39	0.0	0.0	0.0	0.0	0.0	
40	0.0	0.0	0.0	0.0	0.0	
N of Valid	562	594	481	207	1844	
N of Miss	66	57	47	38	208	

Table 155: On how many occasions have you sniffed glue, breathed the contents of an aerosol spray can, or inhaled other gases or sprays, in order to get high in your lifetime?








Response	6	8	10	12	Total	
0	94.9	94.8	93.8	95.2	94.6	
1-2	3.7	3.4	3.1	2.4	3.3	
3-5	0.9	1.0	2.1	0.5	1.2	
6-9	0.2	0.2	0.2	0.5	0.2	
10-19	0.0	0.3	0.2	0.5	0.2	
20-39	0.0	0.0	0.0	1.0	0.1	
40	0.4	0.3	0.6	0.0	0.4	
N of Valid	567	592	484	207	1850	
N of Miss	61	59	44	38	202	

Table 156: On how many occasions have you sniffed glue, breathed the contents of an aerosol spray can, or inhaled other gases or sprays, in order to get high during the past 30 days?








Response	6	8	10	12	Total	
0	97.9	97.6	98.3	99.0	98.0	
1-2	1.8	1.9	1.0	0.5	1.5	
3-5	0.0	0.2	0.6	0.5	0.3	
6-9	0.0	0.2	0.0	0.0	0.1	
10-19	0.2	0.0	0.0	0.0	0.1	
20-39	0.0	0.2	0.0	0.0	0.1	
40	0.2	0.0	0.0	0.0	0.1	
N of Valid	563	593	483	207	1846	
N of Miss	65	58	45	38	206	

Table 157: On how many occasions have you used Daztrex in your lifetime?


Response	6	8	10	12	Total	
0	100.0	100.0	100.0	100.0	100.0	
1-2	0.0	0.0	0.0	0.0	0.0	
3-5	0.0	0.0	0.0	0.0	0.0	
6-9	0.0	0.0	0.0	0.0	0.0	
10-19	0.0	0.0	0.0	0.0	0.0	
20-39	0.0	0.0	0.0	0.0	0.0	
40	0.0	0.0	0.0	0.0	0.0	
N of Valid	556	590	483	207	1836	
N of Miss	72	61	45	38	216	

Table 158: On how many occasions have you used Daztrex during the past 30 days?


Response	6	8	10	12	Total	
0	100.0	100.0	100.0	100.0	100.0	
1-2	0.0	0.0	0.0	0.0	0.0	
3-5	0.0	0.0	0.0	0.0	0.0	
6-9	0.0	0.0	0.0	0.0	0.0	
10-19	0.0	0.0	0.0	0.0	0.0	
20-39	0.0	0.0	0.0	0.0	0.0	
40	0.0	0.0	0.0	0.0	0.0	
N of Valid	555	593	485	207	1840	
N of Miss	73	58	43	38	212	

Table 159: On how many occasions have you used synthetic marijuana (K2, spice) in your lifetime?








Response	6	8	10	12	Total	
0	98.0	97.3	94.8	92.3	96.3	
1-2	2.0	1.7	2.7	6.3	2.6	
3-5	0.0	0.3	0.8	1.4	0.5	
6-9	0.0	0.3	0.4	0.0	0.2	
10-19	0.0	0.0	0.8	0.0	0.2	
20-39	0.0	0.3	0.2	0.0	0.2	
40	0.0	0.0	0.2	0.0	0.1	
N of Valid	560	593	480	207	1840	
N of Miss	68	58	48	38	212	

Table 160: On how many occasions have you used synthetic marijuana (K2, spice) during the past 30 days?


Response	6	8	10	12	Total	
0	99.3	99.2	99.2	98.5	99.1	
1-2	0.5	0.7	0.2	1.5	0.6	
3-5	0.0	0.2	0.2	0.0	0.1	
6-9	0.0	0.0	0.2	0.0	0.1	
10-19	0.0	0.0	0.2	0.0	0.1	
20-39	0.0	0.0	0.0	0.0	0.0	
40	0.2	0.0	0.0	0.0	0.1	
N of Valid	558	592	479	206	1835	
N of Miss	70	59	49	39	217	

Table 161: On how many occasions have you used methamphetamines (meth, speed, crank, crystal meth) in your lifetime?


Response	6	8	10	12	Total	
0	99.6	99.3	97.9	99.5	99.1	
1-2	0.2	0.3	1.3	0.5	0.5	
3-5	0.0	0.0	0.2	0.0	0.1	
6-9	0.2	0.2	0.0	0.0	0.1	
10-19	0.0	0.0	0.4	0.0	0.1	
20-39	0.0	0.0	0.2	0.0	0.1	
40	0.0	0.2	0.0	0.0	0.1	
N of Valid	558	592	477	207	1834	
N of Miss	70	59	51	38	218	

Table 162: On how many occasions have you used methamphetamines (meth, speed, crank, crystal meth) in the past 30 days?


Response	6	8	10	12	Total	
0	100.0	99.7	99.6	100.0	99.8	
1-2	0.0	0.2	0.2	0.0	0.1	
3-5	0.0	0.0	0.2	0.0	0.1	
6-9	0.0	0.0	0.0	0.0	0.0	
10-19	0.0	0.0	0.0	0.0	0.0	
20-39	0.0	0.2	0.0	0.0	0.1	
40	0.0	0.0	0.0	0.0	0.0	
N of Valid	555	591	477	207	1830	
N of Miss	73	60	51	38	222	

Table 163: On how many occasions have you used other chemical products (bath salts, plant food, etc.) in your lifetime?


Response	6	8	10	12	Total	
0	98.4	98.5	98.7	100.0	98.7	
1-2	0.7	1.0	0.6	0.0	0.7	
3-5	0.2	0.2	0.2	0.0	0.2	
6-9	0.0	0.0	0.2	0.0	0.1	
10-19	0.4	0.2	0.0	0.0	0.2	
20-39	0.2	0.0	0.0	0.0	0.1	
40	0.2	0.2	0.2	0.0	0.2	
N of Valid	558	589	479	207	1833	
N of Miss	70	62	49	38	219	

Table 164: On how many occasions have you used other chemical products (bath salts, plant food, etc.) during the past 30 days?


Response	6	8	10	12	Total	
0	99.5	99.5	99.6	100.0	99.6	
1-2	0.0	0.3	0.2	0.0	0.2	
3-5	0.0	0.0	0.0	0.0	0.0	
6-9	0.0	0.0	0.0	0.0	0.0	
10-19	0.2	0.0	0.0	0.0	0.1	
20-39	0.2	0.2	0.2	0.0	0.2	
40	0.2	0.0	0.0	0.0	0.1	
N of Valid	554	589	476	207	1826	
N of Miss	74	62	52	38	226	

Table 165: On how many occasions have you used heroin or other opiates in your lifetime?


Response	6	8	10	12	Total	
0	100.0	99.8	99.0	99.0	99.6	
1-2	0.0	0.0	0.4	0.0	0.1	
3-5	0.0	0.0	0.4	0.0	0.1	
6-9	0.0	0.2	0.0	0.0	0.1	
10-19	0.0	0.0	0.0	0.5	0.1	
20-39	0.0	0.0	0.0	0.0	0.0	
40	0.0	0.0	0.2	0.5	0.1	
N of Valid	558	590	479	207	1834	
N of Miss	70	61	49	38	218	

Table 166: On how many occasions have you used heroin or other opiates during the past 30 days?


Response	6	8	10	12	Total	
0	100.0	99.8	100.0	99.5	99.9	
1-2	0.0	0.2	0.0	0.5	0.1	
3-5	0.0	0.0	0.0	0.0	0.0	
6-9	0.0	0.0	0.0	0.0	0.0	
10-19	0.0	0.0	0.0	0.0	0.0	
20-39	0.0	0.0	0.0	0.0	0.0	
40	0.0	0.0	0.0	0.0	0.0	
N of Valid	556	591	479	207	1833	
N of Miss	72	60	49	38	219	

Table 167: On how many occasions have you used MDMA ('X', 'E', or ecstasy) in your lifetime?


Response	6	8	10	12	Total	
0	100.0	99.3	99.4	97.6	99.3	
1-2	0.0	0.5	0.4	1.4	0.4	
3-5	0.0	0.0	0.2	0.5	0.1	
6-9	0.0	0.0	0.0	0.0	0.0	
10-19	0.0	0.2	0.0	0.5	0.1	
20-39	0.0	0.0	0.0	0.0	0.0	
40	0.0	0.0	0.0	0.0	0.0	
N of Valid	556	591	477	207	1831	
N of Miss	72	60	51	38	221	

Table 168: On how many occasions have you used MDMA ('X', 'E', or ecstasy) during the past 30 days?


Response	6	8	10	12	Total	
0	100.0	99.8	100.0	100.0	99.9	
1-2	0.0	0.2	0.0	0.0	0.1	
3-5	0.0	0.0	0.0	0.0	0.0	
6-9	0.0	0.0	0.0	0.0	0.0	
10-19	0.0	0.0	0.0	0.0	0.0	
20-39	0.0	0.0	0.0	0.0	0.0	
40	0.0	0.0	0.0	0.0	0.0	
N of Valid	547	589	478	207	1821	
N of Miss	81	62	50	38	231	

Table 169: On how many occasions have you taken prescription drugs (such as Valium, Xanax, Ritalin, Adderall, OxyContin, Darvocet, or sleeping pills) not prescribed to you in your lifetime?








Response	6	8	10	12	Total	
0	96.0	93.9	89.6	80.7	91.9	
1-2	1.8	3.0	3.3	5.3	3.0	
3-5	0.9	1.2	4.0	5.3	2.3	
6-9	0.0	0.8	1.5	1.4	0.8	
10-19	0.2	0.2	1.5	3.4	0.9	
20-39	0.5	0.3	0.0	0.5	0.3	
40	0.5	0.5	0.2	3.4	0.8	
N of Valid	556	591	479	207	1833	
N of Miss	72	60	49	38	219	

Table 170: On how many occasions have you taken prescription drugs (such as Valium, Xanax, Ritalin, Adderall, OxyContin, Darvocet, or sleeping pills) not prescribed to you during the past 30 days?








Response	6	8	10	12	Total	
0	98.7	98.3	96.0	94.2	97.4	
1-2	0.2	0.8	2.3	3.4	1.3	
3-5	0.2	0.7	1.3	0.0	0.6	
6-9	0.0	0.0	0.2	1.0	0.2	
10-19	0.2	0.0	0.0	1.4	0.2	
20-39	0.4	0.0	0.2	0.0	0.2	
40	0.4	0.2	0.0	0.0	0.2	
N of Valid	557	590	478	207	1832	
N of Miss	71	61	50	38	220	

Table 171: On how many occasions have you taken non-prescription medicines such as diet pills (for example, Dietac, Dexatrim or Prolamine), stay-awake pills (for example No-Doz, Vivarin, or Wake), or cough or cold medicines (robos, DXM, etc.) to get high in your lifetime?








Response	6	8	10	12	Total	
0	98.6	96.6	97.1	91.8	96.8	
1-2	0.4	0.8	1.3	2.9	1.0	
3-5	0.2	0.8	0.6	1.0	0.6	
6-9	0.2	0.3	0.6	2.4	0.6	
10-19	0.0	0.7	0.4	0.5	0.4	
20-39	0.2	0.5	0.0	0.5	0.3	
40	0.5	0.2	0.0	1.0	0.3	
N of Valid	558	592	479	207	1836	
N of Miss	70	59	49	38	216	

Table 172: On how many occasions have you taken non-prescription medicines such as diet pills (for example, Dietac, Dexatrim or Prolamine), stay-awake pills (for example No-Doz, Vivarin, or Wake), or cough or cold medicines (robos, DXM, etc.) to get high during the past 30 days?






Response	6	8	10	12	Total	
0	99.3	98.1	99.2	97.6	98.7	
1-2	0.5	0.7	0.6	1.5	0.7	
3-5	0.2	0.8	0.0	0.5	0.4	
6-9	0.0	0.3	0.0	0.5	0.2	
10-19	0.0	0.0	0.2	0.0	0.1	
20-39	0.0	0.0	0.0	0.0	0.0	
40	0.0	0.0	0.0	0.0	0.0	
N of Valid	561	591	480	206	1838	
N of Miss	67	60	48	39	214	

Table 173: On how many occasions have you been drunk or very high from drinking alcoholic beverages during the past 30 days?








Response	6	8	10	12	Total	
0	98.9	96.1	88.1	78.3	92.9	
1-2	1.1	2.1	6.1	10.8	3.8	
3-5	0.0	1.2	3.8	4.9	1.9	
6-9	0.0	0.5	0.8	2.0	0.6	
10-19	0.0	0.2	0.6	1.5	0.4	
20-39	0.0	0.0	0.2	1.5	0.2	
40	0.0	0.0	0.4	1.0	0.2	
N of Valid	558	585	478	203	1824	
N of Miss	70	66	50	42	228	

Table 174: On how many occasions have you drunk flavored alcoholic beverages, sometimes called 'alcopops' (like Mike's Hard Lemonade, Smirnoff Ice, Bacardi Breezers, etc.) in your lifetime?








Response	6	8	10	12	Total	
0	95.7	89.0	76.8	55.8	84.1	
1-2	3.2	5.4	8.4	6.8	5.7	
3-5	0.4	3.0	5.2	10.2	3.6	
6-9	0.4	1.0	4.0	6.8	2.2	
10-19	0.2	0.5	2.5	5.3	1.5	
20-39	0.0	0.3	1.5	7.3	1.3	
40	0.2	0.7	1.7	7.8	1.6	
N of Valid	560	591	478	206	1835	
N of Miss	68	60	50	39	217	

Table 175: On how many occasions have you drunk flavored alcoholic beverages, sometimes called 'alcopops' (like Mike's Hard Lemonade, Smirnoff Ice, Bacardi Breezers, etc.) during the past 30 days?








Response	6	8	10	12	Total	
0	98.2	95.9	92.1	79.7	93.8	
1-2	1.4	2.6	4.6	10.1	3.6	
3-5	0.2	0.9	1.7	3.4	1.1	
6-9	0.0	0.7	1.0	3.9	0.9	
10-19	0.0	0.0	0.4	1.4	0.3	
20-39	0.0	0.0	0.0	0.5	0.1	
40	0.2	0.0	0.2	1.0	0.2	
N of Valid	557	587	479	207	1830	
N of Miss	71	64	49	38	222	

Table 176: If you used prescription drugs or over the counter drugs without a doctor telling you to use it or for the purpose of getting high, where did you get these drugs? - Did not use



Response	6	8	10	12	Total	
No	15.9	15.7	19.7	30.2	18.5	
Yes	84.1	84.3	80.3	69.8	81.5	
N of Valid	628	651	528	245	2052	
N of Miss	0	0	0	0	0	

Table 177: If you used prescription drugs or over the counter drugs without a doctor telling you to use it or for the purpose of getting high, where did you get these drugs? - Bought or took from store or shop



Response	6	8	10	12	Total	
No	99.7	99.7	99.1	98.4	99.4	
Yes	0.3	0.3	0.9	1.6	0.6	
N of Valid	628	651	528	245	2052	
N of Miss	0	0	0	0	0	

Table 178: If you used prescription drugs or over the counter drugs without a doctor telling you to use it or for the purpose of getting high, where did you get these drugs? -
Got from parents with permission



Response	6	8	10	12	Total	
No	98.7	98.8	99.2	97.6	98.7	
Yes	1.3	1.2	0.8	2.4	1.3	
N of Valid	628	651	528	245	2052	
N of Miss	0	0	0	0	0	

Table 179: If you used prescription drugs or over the counter drugs without a doctor telling you to use it or for the purpose of getting high, where did you get these drugs? -
Got from home without permission



Response	6	8	10	12	Total	
No	99.5	98.9	98.9	95.5	98.7	
Yes	0.5	1.1	1.1	4.5	1.3	
N of Valid	628	651	528	245	2052	
N of Miss	0	0	0	0	0	

Table 180: If you used prescription drugs or over the counter drugs without a doctor telling you to use it or for the purpose of getting high, where did you get these drugs? -
Got from relative with permission



Response	6	8	10	12	Total	
No	99.5	99.7	100.0	98.8	99.6	
Yes	0.5	0.3	0.0	1.2	0.4	
N of Valid	628	651	528	245	2052	
N of Miss	0	0	0	0	0	

Table 181: If you used prescription drugs or over the counter drugs without a doctor telling you to use it or for the purpose of getting high, where did you get these drugs? -
Got from relative without permission



Response	6	8	10	12	Total	
No	99.7	99.7	99.8	98.4	99.6	
Yes	0.3	0.3	0.2	1.6	0.4	
N of Valid	628	651	528	245	2052	
N of Miss	0	0	0	0	0	

Table 182: If you used prescription drugs or over the counter drugs without a doctor telling you to use it or for the purpose of getting high, where did you get these drugs? -
Got from friend's home with permission



Response	6	8	10	12	Total	
No	99.5	99.7	99.1	96.7	99.1	
Yes	0.5	0.3	0.9	3.3	0.9	
N of Valid	628	651	528	245	2052	
N of Miss	0	0	0	0	0	

Table 183: If you used prescription drugs or over the counter drugs without a doctor telling you to use it or for the purpose of getting high, where did you get these drugs? -
Got from friend's home without permission



Response	6	8	10	12	Total	
No	99.4	99.7	99.8	97.6	99.4	
Yes	0.6	0.3	0.2	2.4	0.6	
N of Valid	628	651	528	245	2052	
N of Miss	0	0	0	0	0	

Table 184: If you used prescription drugs or over the counter drugs without a doctor telling you to use it or for the purpose of getting high, where did you get these drugs? -
Got from friend at school



Response	6	8	10	12	Total	
No	99.8	99.8	98.5	98.0	99.3	
Yes	0.2	0.2	1.5	2.0	0.7	
N of Valid	628	651	528	245	2052	
N of Miss	0	0	0	0	0	

Table 185: If you used prescription drugs or over the counter drugs without a doctor telling you to use it or for the purpose of getting high, where did you get these drugs? -
Got from friend at party



Response	6	8	10	12	Total	
No	99.5	100.0	99.4	98.4	99.5	
Yes	0.5	0.0	0.6	1.6	0.5	
N of Valid	628	651	528	245	2052	
N of Miss	0	0	0	0	0	

Table 186: If you used prescription drugs or over the counter drugs without a doctor telling you to use it or for the purpose of getting high, where did you get these drugs? -
Got from friend, elsewhere



Response	6	8	10	12	Total	
No	99.0	99.5	98.1	95.9	98.6	
Yes	1.0	0.5	1.9	4.1	1.4	
N of Valid	628	651	528	245	2052	
N of Miss	0	0	0	0	0	

Table 187: If you used prescription drugs or over the counter drugs without a doctor telling you to use it or for the purpose of getting high, where did you get these drugs? -
Got from internet sale



Response	6	8	10	12	Total	
No	99.7	100.0	99.6	99.6	99.8	
Yes	0.3	0.0	0.4	0.4	0.2	
N of Valid	628	651	528	245	2052	
N of Miss	0	0	0	0	0	

Table 188: During the last month, about how many marijuana cigarettes, or the equivalent, did you smoke a day, on the average?








Response	6	8	10	12	Total	
None	98.7	94.3	89.4	81.3	92.9	
Less than 1 a day	0.5	2.1	4.5	6.9	2.8	
1 a day	0.4	1.2	1.5	1.5	1.1	
2-3 a day	0.4	0.9	3.0	5.4	1.8	
4-6 a day	0.0	0.9	0.2	2.0	0.6	
7-10 a day	0.0	0.3	0.6	1.5	0.4	
11 or more a day	0.0	0.3	0.6	1.5	0.4	
N of Valid	549	577	462	203	1791	
N of Miss	79	74	66	42	261	

Table 189: How wrong do your friends feel it would be for YOU to: have one or two drinks of an alcoholic beverage nearly every day?





Response	6	8	10	12	Total	
Very wrong	82.1	63.7	45.8	37.0	61.7	
Wrong	10.8	18.5	27.0	27.5	19.3	
A little bit wrong	5.3	11.7	16.6	17.0	11.6	
Not at all wrong	1.8	6.0	10.6	18.5	7.3	
N of Valid	547	579	463	200	1789	
N of Miss	81	72	65	45	263	

Table 190: How wrong do your friends feel it would be for YOU to: smoke tobacco?





Response	6	8	10	12	Total	
Very wrong	87.7	73.6	58.8	45.0	70.8	
Wrong	7.0	15.7	20.6	27.0	15.6	
A little bit wrong	3.3	6.9	11.7	16.0	8.1	
Not at all wrong	2.0	3.8	8.9	12.0	5.5	
N of Valid	543	579	461	200	1783	
N of Miss	85	72	67	45	269	

Table 191: How wrong do your friends feel it would be for YOU to: smoke marijuana?





Response	6	8	10	12	Total	
Very wrong	89.8	67.9	46.3	34.5	65.2	
Wrong	4.6	13.8	15.4	18.5	12.0	
A little bit wrong	3.3	8.3	15.8	20.5	10.1	
Not at all wrong	2.2	10.0	22.5	26.5	12.7	
N of Valid	539	580	462	200	1781	
N of Miss	89	71	66	45	271	

Table 192: How wrong do your friends feel it would be for YOU to: use prescription drugs not prescribed to you?

Response	6	8	10	12	Total	
Very wrong	89.2	76.3	68.8	56.5	76.1	
Wrong	6.8	13.4	16.7	24.5	13.5	
A little bit wrong	2.6	7.1	8.7	13.0	6.8	
Not at all wrong	1.5	3.1	5.8	6.0	3.6	
N of Valid	546	575	462	200	1783	
N of Miss	82	76	66	45	269	

Table 193: How wrong would most adults (over 21) in your neighborhood think it is for kids your age: to use marijuana?

Response	6	8	10	12	Total	
Very wrong	87.0	77.6	64.6	51.0	74.1	
Wrong	7.2	12.1	18.9	21.7	13.4	
A little bit wrong	3.7	5.6	9.5	16.7	7.3	
Not at all wrong	2.0	4.7	6.9	10.6	5.1	
N of Valid	539	572	461	198	1770	
N of Miss	89	79	67	47	282	

Table 194: How wrong would most adults (over 21) in your neighborhood think it is for kids your age: to drink alcohol?

Response	6	8	10	12	Total	
Very wrong	84.9	75.1	62.0	48.5	71.6	
Wrong	8.8	14.8	21.3	22.7	15.6	
A little bit wrong	3.6	6.4	10.4	19.2	8.0	
Not at all wrong	2.8	3.7	6.3	9.6	4.8	
N of Valid	535	574	460	198	1767	
N of Miss	93	77	68	47	285	

Table 195: How wrong would most adults (over 21) in your neighborhood think it is for kids your age: to smoke cigarettes?





Response	6	8	10	12	Total	
Very wrong	86.4	78.9	70.4	55.6	76.3	
Wrong	7.2	12.6	18.1	23.7	13.7	
A little bit wrong	4.0	5.3	7.6	9.6	6.0	
Not at all wrong	2.5	3.2	3.9	11.1	4.0	
N of Valid	530	570	459	198	1757	
N of Miss	98	81	69	47	295	

Table 196: How much do each of the following statements describe your neighborhood? crime and/or drug selling





Response	6	8	10	12	Total	
NO!	80.0	68.8	60.0	52.3	68.0	
no	12.6	18.5	26.2	27.6	19.8	
yes	5.1	8.6	10.7	13.1	8.6	
YES!	2.3	4.2	3.1	7.0	3.6	
N of Valid	530	573	458	199	1760	
N of Miss	98	78	70	46	292	

Table 197: How much do each of the following statements describe your neighborhood? fights





Response	6	8	10	12	Total	
NO!	71.5	63.2	61.1	53.0	64.0	
no	15.6	23.1	28.4	33.8	23.5	
yes	9.6	9.8	8.5	8.6	9.3	
YES!	3.3	3.9	2.0	4.5	3.3	
N of Valid	520	571	457	198	1746	
N of Miss	108	80	71	47	306	

Table 198: How much do each of the following statements describe your neighborhood? lots of empty or abandoned buildings





Response	6	8	10	12	Total	
NO!	75.9	70.3	62.1	55.8	68.2	
no	15.1	20.0	28.3	32.5	22.1	
yes	6.9	7.2	7.9	9.1	7.5	
YES!	2.1	2.5	1.8	2.5	2.2	
N of Valid	518	569	456	197	1740	
N of Miss	110	82	72	48	312	

Table 199: How much do each of the following statements describe your neighborhood? lots of graffiti





Response	6	8	10	12	Total	
NO!	83.0	75.5	69.4	62.6	74.6	
no	12.4	21.1	28.0	29.7	21.4	
yes	3.2	1.9	1.8	4.6	2.5	
YES!	1.4	1.4	0.9	3.1	1.4	
N of Valid	507	568	457	195	1727	
N of Miss	121	83	71	50	325	

Table 200: I feel safe in my neighborhood.





Response	6	8	10	12	Total	
NO!	8.9	7.9	4.2	7.2	7.2	
no	7.4	9.8	9.6	11.3	9.2	
yes	29.5	32.6	40.7	35.9	34.2	
YES!	54.2	49.6	45.5	45.6	49.5	
N of Valid	526	570	457	195	1748	
N of Miss	102	81	71	50	304	

Table 201: If a kid smoked marijuana in your neighborhood would he or she be caught by the police?





Response	6	8	10	12	Total	
NO!	12.8	17.3	16.3	22.5	16.2	
no	19.8	33.2	50.5	52.4	35.7	
yes	27.4	27.0	22.9	15.2	24.8	
YES!	40.0	22.5	10.4	9.9	23.4	
N of Valid	525	555	442	191	1713	
N of Miss	103	96	86	54	339	

Table 202: If a kid drank some beer, wine or hard liquor (for example, vodka, whiskey, or gin) in your neighborhood would he or she be caught by the police?





Response	6	8	10	12	Total	
NO!	13.4	19.6	20.7	26.7	18.8	
no	26.2	39.1	54.8	55.0	41.0	
yes	27.8	25.9	18.2	11.5	22.9	
YES!	32.6	15.4	6.4	6.8	17.3	
N of Valid	515	552	440	191	1698	
N of Miss	113	99	88	54	354	

Table 203: If a kid carried a handgun in your neighborhood would he or she be caught by the police?





Response	6	8	10	12	Total	
NO!	12.9	15.6	10.5	18.8	13.8	
no	14.3	26.3	34.9	39.8	26.4	
yes	25.7	28.6	33.7	25.1	28.6	
YES!	47.1	29.5	21.0	16.2	31.2	
N of Valid	518	552	439	191	1700	
N of Miss	110	99	89	54	352	

Table 204: If you wanted to get some cigarettes, how easy would it be for you to get some?


Response	6	8	10	12	Total	
Very hard	74.9	62.5	37.0	21.4	55.0	
Sort of hard	12.8	14.2	18.4	10.9	14.5	
Sort of easy	6.1	12.0	21.6	18.8	13.5	
Very easy	6.3	11.3	23.0	49.0	17.1	
N of Valid	509	550	435	192	1686	
N of Miss	119	101	93	53	366	

Table 205: If you wanted to get some beer, wine or hard liquor (for example, vodka, whiskey, or gin), how easy would it be for you to get some?


Response	6	8	10	12	Total	
Very hard	73.4	56.2	30.6	18.8	50.5	
Sort of hard	11.8	13.5	14.5	12.0	13.1	
Sort of easy	8.1	15.1	25.8	32.3	17.7	
Very easy	6.7	15.3	29.0	37.0	18.7	
N of Valid	508	550	434	192	1684	
N of Miss	120	101	94	53	368	

Table 206: If you wanted to get a drug like cocaine, LSD, or amphetamines, how easy would it be for you to get some?


Response	6	8	10	12	Total	
Very hard	93.7	86.5	74.9	60.9	82.7	
Sort of hard	3.4	6.8	14.3	17.2	8.9	
Sort of easy	1.0	2.9	5.8	9.9	3.9	
Very easy	2.0	3.8	5.1	12.0	4.5	
N of Valid	507	548	434	192	1681	
N of Miss	121	103	94	53	371	

Table 207: If you wanted to get a handgun, how easy would it be for you to get one?





Response	6	8	10	12	Total	
Very hard	76.3	68.6	56.4	51.8	65.9	
Sort of hard	12.3	12.2	17.9	16.8	14.2	
Sort of easy	6.1	9.3	11.0	13.6	9.3	
Very easy	5.3	9.9	14.7	17.8	10.6	
N of Valid	506	548	436	191	1681	
N of Miss	122	103	92	54	371	

Table 208: If you wanted to get some marijuana, how easy would it be for you to get some?





Response	6	8	10	12	Total	
Very hard	89.4	70.0	43.4	26.7	64.0	
Sort of hard	3.6	8.2	10.6	8.4	7.5	
Sort of easy	2.8	10.1	15.7	17.3	10.2	
Very easy	4.2	11.7	30.3	47.6	18.4	
N of Valid	501	546	433	191	1671	
N of Miss	127	105	95	54	381	

Table 209: If you wanted to get prescription drugs for the purpose of getting high, how easy would it be for you to get some?





Response	6	8	10	12	Total	
Very hard	83.5	67.3	46.8	38.2	63.5	
Sort of hard	6.4	8.4	15.4	14.1	10.3	
Sort of easy	5.4	11.9	17.2	16.2	11.8	
Very easy	4.8	12.4	20.6	31.4	14.4	
N of Valid	502	547	436	191	1676	
N of Miss	126	104	92	54	376	

Table 210: If you wanted to get synthetic marijuana such as K2 or chemical products such as bath salts to get high, how easy would it be for you to get some?


Response	6	8	10	12	Total	
Very hard	92.9	82.5	71.0	52.4	79.2	
Sort of hard	3.6	7.2	12.4	21.5	9.1	
Sort of easy	1.8	4.8	8.8	11.5	5.7	
Very easy	1.8	5.5	7.8	14.7	6.0	
N of Valid	506	543	434	191	1674	
N of Miss	122	108	94	54	378	

Table 211: If you wanted to get steroids to use or to enhance athletic performance, how easy would it be for you to get some?


Response	6	8	10	12	Total	
Very hard	91.6	85.8	73.9	59.5	81.4	
Sort of hard	5.4	6.8	13.9	15.3	9.2	
Sort of easy	2.0	3.5	6.9	10.0	4.7	
Very easy	1.0	3.9	5.3	15.3	4.7	
N of Valid	500	541	433	190	1664	
N of Miss	128	110	95	55	388	

Table 212: If you wanted to get e-cigarettes, e-cigars, or e-hookahs, how easy would it be for you to get some?


Response	6	8	10	12	Total	
Very hard	87.6	74.5	48.6	32.1	66.9	
Sort of hard	5.8	8.7	12.3	14.7	9.4	
Sort of easy	2.8	7.4	16.2	17.4	9.4	
Very easy	3.8	9.4	22.9	35.8	14.3	
N of Valid	499	542	432	190	1663	
N of Miss	129	109	96	55	389	

Table 213: During the past 12 months, have you participated in any alcohol prevention programs or seen any alcohol prevention messages in your school or community? Yes, a school-based program focused on preventing underage drinking and/or drinking and driving.



Response	6	8	10	12	Total	
No	79.0	83.6	89.2	92.2	84.6	
Yes	21.0	16.4	10.8	7.8	15.4	
N of Valid	628	651	528	245	2052	
N of Miss	0	0	0	0	0	

Table 214: During the past 12 months, have you participated in any alcohol prevention programs or seen any alcohol prevention messages in your school or community? Yes, a community-based program focused on preventing underage drinking and/or drinking and driving (for example, through your church or temple or through youth groups like Boys and Girls Club or 4-H).



Response	6	8	10	12	Total	
No	94.6	94.2	96.0	95.5	94.9	
Yes	5.4	5.8	4.0	4.5	5.1	
N of Valid	628	651	528	245	2052	
N of Miss	0	0	0	0	0	

Table 215: During the past 12 months, have you participated in any alcohol prevention programs or seen any alcohol prevention messages in your school or community? Yes, a media campaign addressing underage drinking and/or drinking and driving (for example, newspaper ads, posters, pamphlets, radio, TV).



Response	6	8	10	12	Total	
No	91.1	90.2	91.5	92.2	91.0	
Yes	8.9	9.8	8.5	7.8	9.0	
N of Valid	628	651	528	245	2052	
N of Miss	0	0	0	0	0	

Table 216: During the past 12 months, have you participated in any alcohol prevention programs or seen any alcohol prevention messages in your school or community? No



Response	6	8	10	12	Total	
No	46.3	44.4	38.6	39.2	42.9	
Yes	53.7	55.6	61.4	60.8	57.1	
N of Valid	628	651	528	245	2052	
N of Miss	0	0	0	0	0	

Table 217: How wrong do your parents feel it would be for YOU to: have one or two drinks of an alcoholic beverage nearly every day?





Response	6	8	10	12	Total	
Very wrong	89.6	86.8	83.8	75.3	85.6	
Wrong	7.9	7.9	11.9	13.4	9.6	
A little bit wrong	1.8	3.3	3.4	8.8	3.5	
Not at all wrong	0.6	1.9	0.9	2.6	1.3	
N of Valid	541	568	445	194	1748	
N of Miss	87	83	83	51	304	

Table 218: How wrong do your parents feel it would be for YOU to: smoke tobacco?





Response	6	8	10	12	Total	
Very wrong	95.2	91.6	86.9	79.3	90.1	
Wrong	3.0	6.2	10.9	14.5	7.3	
A little bit wrong	1.3	1.4	1.4	2.1	1.4	
Not at all wrong	0.6	0.9	0.9	4.1	1.1	
N of Valid	537	569	442	193	1741	
N of Miss	91	82	86	52	311	

Table 219: How wrong do your parents feel it would be for YOU to: smoke marijuana?





Response	6	8	10	12	Total	
Very wrong	95.6	88.9	78.3	72.0	86.4	
Wrong	1.9	4.8	11.5	11.9	6.4	
A little bit wrong	1.5	2.8	5.9	8.8	3.9	
Not at all wrong	0.9	3.5	4.3	7.3	3.4	
N of Valid	527	568	442	193	1730	
N of Miss	101	83	86	52	322	

Table 220: How wrong do your parents feel it would be for YOU to: use prescription drugs not prescribed to you?


Response	6	8	10	12	Total	
Very wrong	95.1	93.0	88.0	86.5	91.6	
Wrong	3.4	4.6	9.0	9.3	5.9	
A little bit wrong	0.9	1.6	2.9	2.6	1.8	
Not at all wrong	0.6	0.9	0.0	1.6	0.6	
N of Valid	529	568	443	193	1733	
N of Miss	99	83	85	52	319	

Table 221: How wrong do your parents feel it would be for YOU to: steal something worth more than \$5?


Response	6	8	10	12	Total	
Very wrong	86.0	83.8	83.5	87.2	84.8	
Wrong	10.5	10.5	12.7	9.7	11.0	
A little bit wrong	2.6	4.2	3.4	1.5	3.2	
Not at all wrong	0.9	1.4	0.5	1.5	1.0	
N of Valid	534	569	442	195	1740	
N of Miss	94	82	86	50	312	

Table 222: How wrong do your parents feel it would be for YOU to: draw graffiti, write things, or draw pictures on buildings or other property (without the owner's permission)?


Response	6	8	10	12	Total	
Very wrong	90.3	87.5	82.6	78.9	86.1	
Wrong	5.5	7.9	11.5	16.5	9.1	
A little bit wrong	2.7	3.2	4.1	2.6	3.2	
Not at all wrong	1.5	1.4	1.8	2.1	1.6	
N of Valid	528	568	442	194	1732	
N of Miss	100	83	86	51	320	

Table 223: How wrong do your parents feel it would be for YOU to: pick a fight with someone?

Response	6	8	10	12	Total	
Very wrong	74.1	65.8	63.5	62.9	67.4	
Wrong	14.6	21.9	25.0	18.6	20.1	
A little bit wrong	8.4	8.8	9.7	16.0	9.7	
Not at all wrong	2.8	3.5	1.8	2.6	2.8	
N of Valid	533	570	444	194	1741	
N of Miss	95	81	84	51	311	

Table 224: During the past 12 months, have you talked with at least one of your parents about the dangers of underage drinking and/or drinking and driving? By parents, we mean either your biological parents, adoptive parents, stepparents, or adult guardians - whether or not they live with you.

Response	6	8	10	12	Total	
No	51.4	53.1	44.4	56.9	50.8	
Yes	48.6	46.9	55.6	43.1	49.2	
N of Valid	514	550	435	195	1694	
N of Miss	114	101	93	50	358	

Table 225: The rules in my family are clear.

Response	6	8	10	12	Total	
NO!	2.7	3.4	2.9	3.1	3.0	
no	4.0	3.6	5.4	8.8	4.8	
yes	23.7	33.9	39.1	36.8	32.5	
YES!	69.6	59.2	52.6	51.3	59.7	
N of Valid	520	561	445	193	1719	
N of Miss	108	90	83	52	333	

Table 226: People in my family have serious arguments about the same things, and often insult or yell at each other.

Response	6	8	10	12	Total	
NO!	42.6	30.1	20.8	19.7	30.3	
no	32.5	38.6	45.8	40.9	38.9	
yes	16.2	18.9	22.1	22.3	19.3	
YES!	8.7	12.4	11.3	17.1	11.5	
N of Valid	517	565	443	193	1718	
N of Miss	111	86	85	52	334	

Table 227: When I am not at home, one of my parents knows where I am and who I am with.

Response	6	8	10	12	Total	
NO!	3.7	3.9	2.0	5.2	3.5	
no	2.7	3.9	5.4	5.2	4.1	
yes	20.6	30.7	37.0	40.6	30.4	
YES!	73.0	61.5	55.5	49.0	62.0	
N of Valid	519	564	443	192	1718	
N of Miss	109	87	85	53	334	

Table 228: My family has clear rules about alcohol and drug use.

Response	6	8	10	12	Total	
NO!	5.4	4.8	2.0	4.2	4.2	
no	2.9	6.6	7.5	12.5	6.4	
yes	12.8	21.5	35.2	30.7	23.4	
YES!	78.9	67.1	55.2	52.6	66.0	
N of Valid	516	563	440	192	1711	
N of Miss	112	88	88	53	341	

Table 229: If you skipped school would you be caught by your parents?





Response	6	8	10	12	Total	
NO!	5.4	5.5	5.5	10.4	6.0	
no	5.7	9.4	16.6	22.9	11.6	
yes	16.1	23.7	30.4	29.2	23.7	
YES!	72.8	61.3	47.5	37.5	58.6	
N of Valid	522	561	434	192	1709	
N of Miss	106	90	94	53	343	

Table 230: My parents ask if I've gotten my homework done.





Response	6	8	10	12	Total	
NO!	4.2	6.4	6.4	13.0	6.5	
no	4.6	9.4	15.9	26.0	11.5	
yes	20.3	30.4	34.3	29.7	28.3	
YES!	70.8	53.7	43.4	31.2	53.8	
N of Valid	521	562	440	192	1715	
N of Miss	107	89	88	53	337	

Table 231: Would your parents know if you did not come home on time?





Response	6	8	10	12	Total	
NO!	2.7	4.5	3.6	4.2	3.7	
no	6.4	7.9	8.0	13.1	8.0	
yes	20.1	25.8	35.8	35.6	27.7	
YES!	70.8	61.8	52.6	47.1	60.5	
N of Valid	517	558	439	191	1705	
N of Miss	111	93	89	54	347	

Table 232: Do you know how to properly dispose of leftover prescription drugs?



Response	6	8	10	12	Total	
No	71.3	70.2	69.0	60.1	69.1	
Yes	28.7	29.8	31.0	39.9	30.9	
N of Valid	487	541	423	188	1639	
N of Miss	141	110	105	57	413	

Table 233: Have any of your brothers or sisters ever: drunk beer, wine or hard liquor (for example, vodka, whiskey or gin)?




Response	6	8	10	12	Total	
No	77.6	64.9	47.6	37.2	61.3	
Yes	18.7	29.5	45.7	56.4	33.4	
I don't have any brothers or sisters	3.7	5.6	6.7	6.4	5.4	
N of Valid	519	552	435	188	1694	
N of Miss	109	99	93	57	358	

Table 234: Have any of your brothers or sisters ever: smoked marijuana?




Response	6	8	10	12	Total	
No	88.9	76.3	60.5	50.8	73.2	
Yes	7.6	17.9	32.8	43.4	21.4	
I don't have any brothers or sisters	3.5	5.8	6.7	5.8	5.3	
N of Valid	513	549	433	189	1684	
N of Miss	115	102	95	56	368	

Table 235: Have any of your brothers or sisters ever: smoked cigarettes?




Response	6	8	10	12	Total	
No	82.5	73.3	63.4	58.7	71.9	
Yes	14.0	21.0	30.0	35.4	22.8	
I don't have any brothers or sisters	3.5	5.7	6.7	5.8	5.3	
N of Valid	514	547	434	189	1684	
N of Miss	114	104	94	56	368	

Table 236: Have any of your brothers or sisters ever: taken a handgun to school?




Response	6	8	10	12	Total	
No	96.1	93.3	91.6	91.0	93.5	
Yes	0.4	1.1	1.6	3.2	1.2	
I don't have any brothers or sisters	3.5	5.6	6.7	5.8	5.3	
N of Valid	510	553	431	189	1683	
N of Miss	118	98	97	56	369	

Table 237: Have any of your brothers or sisters ever: been suspended or expelled from school?




Response	6	8	10	12	Total	
No	78.4	70.3	63.3	61.9	70.0	
Yes	18.0	24.1	29.9	32.8	24.7	
I don't have any brothers or sisters	3.5	5.6	6.7	5.3	5.2	
N of Valid	510	552	431	189	1682	
N of Miss	118	99	97	56	370	

Table 238: Have any of your brothers or sisters ever: used e-cigarettes, e-cigars or e-hookahs?




Response	6	8	10	12	Total	
No	88.0	78.9	69.7	60.3	77.2	
Yes	8.4	15.5	23.3	33.3	17.4	
I don't have any brothers or sisters	3.5	5.6	6.9	6.3	5.4	
N of Valid	509	549	433	189	1680	
N of Miss	119	102	95	56	372	

Table 239: Have any of your brothers or sisters ever: used prescription drugs not prescribed to him/her?




Response	6	8	10	12	Total	
No	92.7	85.0	79.1	72.5	84.4	
Yes	3.8	9.5	14.2	21.7	10.4	
I don't have any brothers or sisters	3.6	5.5	6.7	5.8	5.3	
N of Valid	504	547	430	189	1670	
N of Miss	124	104	98	56	382	

Table 240: Have you changed homes in the past year (the last 12 months)?



Response	6	8	10	12	Total	
No	71.6	71.3	75.5	81.8	73.6	
Yes	28.4	28.7	24.5	18.2	26.4	
N of Valid	529	557	432	192	1710	
N of Miss	99	94	96	53	342	

Table 241: How many times have you changed homes since kindergarten?






Response	6	8	10	12	Total	
Never	32.4	29.8	27.0	30.9	30.0	
1 or 2 times	31.8	30.0	30.7	22.5	29.9	
3 or 4 times	19.9	19.6	18.9	18.3	19.4	
5 or 6 times	8.2	9.6	13.2	14.1	10.6	
7 or more times	7.8	10.9	10.2	14.1	10.1	
N of Valid	513	550	433	191	1687	
N of Miss	115	101	95	54	365	

Table 242: Have you changed schools (including changing from elementary to middle and middle to high school) in the past year?



Response	6	8	10	12	Total	
No	61.6	50.5	74.1	81.6	63.4	
Yes	38.4	49.5	25.9	18.4	36.6	
N of Valid	515	550	433	190	1688	
N of Miss	113	101	95	55	364	

Table 243: How many times have you changed schools since kindergarten (including changing from elementary to middle and middle to high school)?






Response	6	8	10	12	Total	
Never	30.0	25.7	23.5	22.3	26.1	
1 or 2 times	36.8	28.7	20.3	31.9	29.4	
3 or 4 times	21.4	27.6	36.9	22.9	27.5	
5 or 6 times	6.3	9.7	10.8	14.9	9.5	
7 or more times	5.5	8.3	8.5	8.0	7.5	
N of Valid	524	557	434	188	1703	
N of Miss	104	94	94	57	349	

Table 244: Has anyone in your family ever had severe alcohol or drug problems?



Response	6	8	10	12	Total	
No	75.7	65.0	52.9	45.8	63.1	
Yes	24.3	35.0	47.1	54.2	36.9	
N of Valid	519	552	431	190	1692	
N of Miss	109	99	97	55	360	

Table 245: About how many adults (over 21) have you known personally who in the past year have: used marijuana, crack, cocaine, or other drugs?






Response	6	8	10	12	Total	
0	77.3	68.4	57.9	38.8	65.1	
1	11.2	12.9	13.4	15.4	12.8	
2	6.6	8.0	10.4	11.2	8.5	
3-4	2.7	5.1	8.3	12.8	6.0	
5	2.3	5.6	10.0	21.8	7.5	
N of Valid	519	550	432	188	1689	
N of Miss	109	101	96	57	363	

Table 246: About how many adults (over 21) have you known personally who in the past year have: sold or dealt drugs?






Response	6	8	10	12	Total	
0	87.6	76.6	69.5	54.5	75.7	
1	6.8	10.0	13.0	14.4	10.3	
2	2.9	6.2	7.9	10.2	6.1	
3-4	1.7	3.6	4.0	10.7	3.9	
5	1.0	3.5	5.6	10.2	4.0	
N of Valid	515	548	430	187	1680	
N of Miss	113	103	98	58	372	

Table 247: About how many adults (over 21) have you known personally who in the past year have: done other things that could get them in trouble with the police, like stealing, selling stolen goods, mugging or assaulting others, etc.?






Response	6	8	10	12	Total	
0	82.7	76.2	71.4	62.8	75.5	
1	10.7	10.2	10.7	12.8	10.8	
2	2.9	4.4	6.0	8.5	4.8	
3-4	1.2	3.1	4.9	2.7	2.9	
5	2.5	6.0	7.0	13.3	6.0	
N of Valid	515	547	430	188	1680	
N of Miss	113	104	98	57	372	

Table 248: About how many adults (over 21) have you known personally who in the past year have: gotten drunk or high?






Response	6	8	10	12	Total	
0	63.6	51.1	35.6	25.5	48.1	
1	19.0	19.7	16.9	12.2	17.9	
2	8.3	6.9	13.8	12.2	9.7	
3-4	3.7	8.6	9.1	12.2	7.6	
5	5.4	13.7	24.6	37.8	16.6	
N of Valid	516	548	427	188	1679	
N of Miss	112	103	101	57	373	

Table 249: Have you seen or heard information about underage drinking in the past 12 months from the following sources? Radio

Response	6	8	10	12	Total	
No	62.9	59.4	61.2	65.3	61.6	
Yes	37.1	40.6	38.8	34.7	38.4	
N of Valid	523	562	443	193	1721	
N of Miss	105	89	85	52	331	

Table 250: Have you seen or heard information about underage drinking in the past 12 months from the following sources? TV.

Response	6	8	10	12	Total	
No	39.0	40.7	40.4	44.0	40.5	
Yes	61.0	59.3	59.6	56.0	59.5	
N of Valid	516	560	443	193	1712	
N of Miss	112	91	85	52	340	

Table 251: Have you seen or heard information about underage drinking in the past 12 months from the following sources? Print. This includes information on underage drinking you may have seen in the newspaper, on a billboard, in pamphlets, on stickers, etc.

Response	6	8	10	12	Total	
No	61.4	56.2	55.2	62.7	58.3	
Yes	38.6	43.8	44.8	37.3	41.7	
N of Valid	518	560	442	193	1713	
N of Miss	110	91	86	52	339	

Table 252: Have you seen or heard information about underage drinking in the past 12 months from the following sources? Website or social media? (Facebook, Myspace, website, etc.)

Response	6	8	10	12	Total	
No	53.8	42.4	41.8	48.7	46.4	
Yes	46.2	57.6	58.2	51.3	53.6	
N of Valid	515	557	440	193	1705	
N of Miss	113	94	88	52	347	

Table 253: The next questions ask about your opinions of the information you saw or heard. If you have seen or heard more than one ad, please think about your favorite ad when answering these questions. The information about underage drinking that I saw or heard was convincing.






Response	6	8	10	12	Total	
NO!	24.2	21.4	15.9	13.5	19.9	
no	6.5	14.9	18.4	21.9	14.0	
yes	17.1	23.6	33.3	31.8	25.1	
YES!	24.2	17.0	12.2	13.0	17.5	
I have not seen or heard any ads about underage drinking in the past 12 months.	28.1	23.2	20.2	19.8	23.5	
N of Valid	509	552	435	192	1688	
N of Miss	119	99	93	53	364	

Table 254: The next questions ask about your opinions of the information you saw or heard. If you have seen or heard more than one ad, please think about your favorite ad when answering these questions. The information about underage drinking that I saw or heard grabbed my attention.






Response	6	8	10	12	Total	
NO!	23.8	21.1	15.2	13.5	19.5	
no	10.1	16.2	21.8	25.0	16.8	
yes	20.6	21.6	31.3	27.6	24.5	
YES!	19.8	17.8	11.0	15.1	16.3	
I have not seen or heard any ads about underage drinking in the past 12 months.	25.7	23.4	20.7	18.8	22.9	
N of Valid	505	551	435	192	1683	
N of Miss	123	100	93	53	369	

Table 255: The next questions ask about your opinions of the information you saw or heard. If you have seen or heard more than one ad, please think about your favorite ad when answering these questions. The information about underage drinking that I saw or heard said something important to me.






Response	6	8	10	12	Total	
NO!	25.0	20.4	15.8	15.2	20.0	
no	9.0	17.0	22.9	28.3	17.4	
yes	15.4	21.0	28.6	22.5	21.5	
YES!	23.4	17.7	12.8	13.1	17.6	
I have not seen or heard any ads about underage drinking in the past 12 months.	27.2	23.9	19.9	20.9	23.5	
N of Valid	500	553	437	191	1681	
N of Miss	128	98	91	54	371	

Table 256: The next questions ask about your opinions of the information you saw or heard. If you have seen or heard more than one ad, please think about your favorite ad when answering these questions. Seeing or hearing this information about underage drinking made me want to stop or decrease my drinking.










Response	6	8	10	12	Total	
NO!	24.1	23.9	17.9	16.7	21.5	
no	5.4	11.0	17.2	25.0	12.7	
yes	6.7	13.1	18.6	19.3	13.5	
YES!	20.0	19.6	17.9	14.1	18.6	
I have not seen or heard any ads about underage drinking in the past 12 months.	43.8	32.3	28.2	25.0	33.6	
N of Valid	461	535	429	192	1617	
N of Miss	167	116	99	53	435	

Table 257: How honest were you in filling out this survey?

Response	6	8	10	12	Total	
I was very honest	86.0	82.1	79.1	79.1	82.2	
I was honest pretty much of the time	11.8	15.2	17.3	16.3	14.8	
I was honest some of the time	1.9	1.4	2.0	2.6	1.8	
I was honest once in a while	0.4	1.2	1.6	2.0	1.2	
I was not honest at all	0.0	0.0	0.0	0.0	0.0	
N of Valid	534	564	440	196	1734	
N of Miss	94	87	88	49	318	