

2015 APNA

Arkansas Prevention Needs Assessment Student Survey

Garland County
Tables

**Arkansas Department of Human Services
Division of Behavioral Health Services
Prevention Services**

Conducted by International Survey Associates dba Pride Surveys

Contents

1	INTRODUCTION	11
2	PERCENTAGE TABLES	16

List of Tables

1	Sex	17
2	Age	17
3	Are you Hispanic or Latino?	17
4	What is your race? Black or African American	18
5	What is your race? Asian	18
6	What is your race? American Indian	18
7	What is your race? Alaska Native	18
8	What is your race? White	19
9	What is your race? Native Hawaiian or Other Pacific Islander	19
10	What is your race? Other	19
11	What is the highest level of schooling completed by your mother or father?	20
12	Think of where you live most of the time. Which of the following people live there with you? Mother	20
13	Think of where you live most of the time. Which of the following people live there with you? Stepmother	20
14	Think of where you live most of the time. Which of the following people live there with you? Foster Mother	21
15	Think of where you live most of the time. Which of the following people live there with you? Grandmother	21
16	Think of where you live most of the time. Which of the following people live there with you? Aunt	21
17	Think of where you live most of the time. Which of the following people live there with you? Father	21
18	Think of where you live most of the time. Which of the following people live there with you? Stepfather	22
19	Think of where you live most of the time. Which of the following people live there with you? Foster Father	22
20	Think of where you live most of the time. Which of the following people live there with you? Grandfather	22
21	Think of where you live most of the time. Which of the following people live there with you? Uncle	22
22	Think of where you live most of the time. Which of the following people live there with you? Other Adults	23
23	Think of where you live most of the time. Which of the following people live there with you? Brother(s)	23
24	Think of where you live most of the time. Which of the following people live there with you? Stepbrother(s)	23
25	Think of where you live most of the time. Which of the following people live there with you? Sister(s)	23
26	Think of where you live most of the time. Which of the following people live there with you? Stepsister(s)	24

27	Think of where you live most of the time. Which of the following people live there with you? Other Children	24
28	In my school, students have lots of chances to help decide things like class activities and rules.	24
29	Teachers ask me to work on special classroom projects.	24
30	My teacher(s) notices when I am doing a good job and lets me know about it.	25
31	There are lots of chances for students in my school to get involved in sports, clubs, and other school activities outside of class.	25
32	There are lots of chances for students in my school to talk with a teacher one-on-one.	25
33	I feel safe at my school.	26
34	The school lets my parents know when I have done something well.	26
35	My teachers praise me when I work hard in school.	26
36	Are your school grades better than the grades of most students in your class?	27
37	I have lots of chances to be part of class discussions or activities.	27
38	Now thinking back over the past year in school, how often did you: enjoy being in school?	27
39	Now thinking back over the past year in school, how often did you: hate being in school?	28
40	Now thinking back over the past year in school, how often did you: try to do your best work in school?	28
41	How often do you feel that the school work you are assigned is meaningful and important?	28
42	Putting them all together, what were your grades like last year?	29
43	How important do you think the things you are learning in school are going to be for your later life?	29
44	Do your parents care about your skipping or cutting school?	29
45	During the LAST FOUR WEEKS how many whole days of school have you missed because you skipped or 'cut'?	30
46	What are the chances you would be seen as cool if you: smoked cigarettes?	30
47	What are the chances you would be seen as cool if you: worked hard at school?	30
48	What are the chances you would be seen as cool if you: began drinking alcoholic beverages regularly, that is, at least once or twice a month?	31
49	What are the chances you would be seen as cool if you: defended someone who was being bullied?	31
50	What are the chances you would be seen as cool if you: smoked marijuana?	31
51	What are the chances you would be seen as cool if you: carried a handgun?	32

52	What are the chances you would be seen as cool if you: used e-cigarettes, e-cigars or e-hookahs?	32
53	What are the chances you would be seen as cool if you: bullied someone or cyber bullied someone?	32
54	Think of your four best friends (the friends you feel closest to). In the past year (12 months), how many of your best friends have: participated in clubs, organizations or activities at school?	33
55	Think of your four best friends (the friends you feel closest to). In the past year (12 months), how many of your best friends have: smoked cigarettes?	33
56	Think of your four best friends (the friends you feel closest to). In the past year (12 months), how many of your best friends have: tried beer, wine or hard liquor (for example, vodka, whiskey, or gin) when their parents didn't know about it?	33
57	Think of your four best friends (the friends you feel closest to). In the past year (12 months), how many of your best friends have: used e-cigarettes, e-cigars, or e-hookahs?	34
58	Think of your four best friends (the friends you feel closest to). In the past year (12 months), how many of your best friends have: used marijuana?	34
59	Think of your four best friends (the friends you feel closest to). In the past year (12 months), how many of your best friends have: used prescription drugs or non-prescription drugs for the purpose of getting high?	34
60	Think of your four best friends (the friends you feel closest to). In the past year (12 months), how many of your best friends have: used synthetic marijuana (K2, spice) or bath salts?	35
61	Think of your four best friends (the friends you feel closest to). In the past year (12 months), how many of your best friends have: used LSD, cocaine, amphetamines, or other illegal drugs?	35
62	Think of your four best friends (the friends you feel closest to). In the past year (12 months), how many of your best friends have: been bullied?	35
63	Think of your four best friends (the friends you feel closest to). In the past year (12 months), how many of your best friends have: been suspended from school?	36
64	Think of your four best friends (the friends you feel closest to). In the past year (12 months), how many of your best friends have: carried a handgun?	36
65	Think of your four best friends (the friends you feel closest to). In the past year (12 months), how many of your best friends have: sold illegal drugs?	36
66	Think of your four best friends (the friends you feel closest to). In the past year (12 months), how many of your best friends have: regularly attended religious services?	37

67	Think of your four best friends (the friends you feel closest to). In the past year (12 months), how many of your best friends have: stolen or tried to steal a motor vehicle such as a car or motorcycle?	37
68	Think of your four best friends (the friends you feel closest to). In the past year (12 months), how many of your best friends have: been arrested?	37
69	Think of your four best friends (the friends you feel closest to). In the past year (12 months), how many of your best friends have: dropped out of school?	38
70	Think of your four best friends (the friends you feel closest to). In the past year (12 months), how many of your best friends have: been members of a gang?	38
71	How old were you when you first: smoked marijuana?	38
72	How old were you when you first: smoked a cigarette, even just a puff?	39
73	How old were you when you first: had more than a sip or two of beer, wine or hard liquor (for example, vodka, whiskey, or gin)?	39
74	How old were you when you first: began drinking alcoholic beverages regularly, that is, at least once or twice a month?	40
75	How old were you when you first: used Daztrex?	40
76	How old were you when you first: got suspended from school?	41
77	How old were you when you first: got arrested?	41
78	How old were you when you first: carried a handgun?	42
79	How old were you when you first: used e-cigarettes, e-cigars, or e-hookahs?	42
80	How old were you when you first: belonged to a gang?	43
81	How old were you when you first: used prescription drugs not prescribed to you?	43
82	How wrong do you think it is for someone your age to: take a handgun to school?	44
83	How wrong do you think it is for someone your age to: steal anything?	44
84	How wrong do you think it is for someone your age to: pick a fight with someone?	44
85	How wrong do you think it is for someone your age to: attack someone with the idea of seriously hurting them?	45
86	How wrong do you think it is for someone your age to: stay away from school all day when their parents think they are at school?	45
87	How wrong do you think it is for someone your age to: drink beer, wine or hard liquor (for example, vodka, whiskey, or gin) regularly?	45
88	How wrong do you think it is for someone your age to: smoke cigarettes?	46
89	How wrong do you think it is for someone your age to: smoke marijuana?	46

90	How wrong do you think it is for someone your age to: use prescription drugs or non-prescription drugs for the purpose of getting high?	46
91	How wrong do you think it is for someone your age to: use synthetic marijuana (K2, spice) or bath salts?	47
92	How wrong do you think it is for someone your age to: use LSD, cocaine, amphetamines or another illegal drug?	47
93	How wrong do you think it is for someone your age to: use e-cigarettes, e-cigars or e-hookahs?	47
94	At school during the past 12 months, did you receive help from the resource teacher, speech therapist or other special education teacher?	48
95	How many times in the past year (12 months) have you: been suspended from school?	48
96	How many times in the past year (12 months) have you: carried a handgun?	48
97	How many times in the past year (12 months) have you: sold illegal drugs?	49
98	How many times in the past year (12 months) have you: stolen or tried to steal a motor vehicle such as a car or motorcycle?	49
99	How many times in the past year (12 months) have you: participated in clubs, organizations or activities at school?	50
100	How many times in the past year (12 months) have you: been arrested?	50
101	How many times in the past year (12 months) have you: attacked someone with the idea of seriously hurting them?	51
102	How many times in the past year (12 months) have you: been drunk or high at school?	51
103	How many times in the past year (12 months) have you: taken a handgun to school?	52
104	Are you currently on probation, or assigned a probation officer with Juvenile Court?	52
105	Have you ever belonged to a gang?	52
106	If you have ever belonged to a gang, did that gang have a name?	53
107	You are at a party at someone's house, and one of your friends offers you a drink containing alcohol. What would you say or do?	53
108	How often do you attend religious services or activities?	53
109	I think sometimes it's okay to cheat at school.	54
110	It is important to think before you act.	54
111	Sometimes I think that life is not worth it.	54
112	At times I think I am no good at all.	55
113	All in all, I am inclined to think that I am a failure.	55
114	In the past year, have you felt depressed or sad MOST days, even if you felt okay sometimes?	55
115	It is all right to beat up people if they start the fight.	56
116	I think it is okay to take something without asking if you can get away with it.	56

117	Where do you get the most information about living a drug and alcohol free life? Parents/guardians	56
118	Where do you get the most information about living a drug and alcohol free life? Friends	57
119	Where do you get the most information about living a drug and alcohol free life? Family members	57
120	Where do you get the most information about living a drug and alcohol free life? School	57
121	Where do you get the most information about living a drug and alcohol free life? Internet	58
122	Where do you get the most information about living a drug and alcohol free life? TV	58
123	Where do you get the most information about living a drug and alcohol free life? Social media	58
124	How much do you think people risk harming themselves (physically or in other ways) if they: smoked one or more packs of cigarettes per day?	59
125	How much do you think people risk harming themselves (physically or in other ways) if they: try marijuana once or twice?	59
126	How much do you think people risk harming themselves (physically or in other ways) if they: smoke marijuana once or twice a week?	59
127	How much do you think people risk harming themselves (physically or in other ways) if they: take one or two drinks of an alcoholic beverage (beer, wine, liquor) nearly every day?	60
128	How much do you think people risk harming themselves (physically or in other ways) if they: have five or more drinks of an alcoholic beverage once or twice a weekend?	60
129	How much do you think people risk harming themselves (physically or in other ways) if they: use prescription drugs that are not prescribed to them?	60
130	How much do you think people risk harming themselves (physically or in other ways) if they: use non-prescription drugs to get high?	61
131	How much do you think people risk harming themselves (physically or in other ways) if they: use e-cigarettes, e-cigars, or e-hookahs?	61
132	Have you ever used smokeless tobacco (chew, snuff, plug, dipping tobacco, or chewing tobacco)?	61
133	How often have you used smokeless tobacco during the past 30 days?	62
134	Have you ever smoked cigarettes?	62
135	How frequently have you smoked cigarettes during the past 30 days?	62
136	Which statement best describes rules about smoking inside your home or your family cars?	63
137	Have you ever used e-cigarettes, e-cigars, or e-hookahs?	63
138	How frequently have you used e-cigarettes, e-cigars, or e-hookahs?	64
139	During this school year, were you taught in any of your classes about the dangers of tobacco use?	64

140	During the past 12 months, have you participated in any community activities to discourage people your age from using cigarettes, chewing tobacco, snuff, dip or cigars, e-cigarettes, e-cigars, or e-hookahs?	64
141	Think back over the last two weeks. How many times have you had five or more alcoholic drinks in a row?	65
142	During the past 30 days, how many times did you ride in a car or other vehicle driven by someone who had been drinking alcohol or using drugs to get high?	65
143	During the past 30 days, how many times did you drive a car or other vehicle when you had been drinking alcohol or using drugs to get high?	65
144	If you drank alcohol (not just a sip or taste) in the past year, how did you usually get it?	66
145	If you drank alcohol (not just a sip or taste) in the past year, where did you usually drink it?	66
146	How do you feel about someone your age having one or two drinks of an alcoholic beverage nearly every day?	67
147	On how many occasions have you had alcoholic beverages (beer, wine or hard liquor) to drink in your lifetime - more than just a few sips?	67
148	On how many occasions have you drunk one or more drinks of an alcoholic beverage during the past 30 days?	67
149	On how many occasions have you used marijuana (grass, pot) or hashish (hash, hash oil) in your lifetime?	68
150	On how many occasions have you used marijuana (grass, pot) or hashish (hash, hash oil) during the past 30 days?	68
151	On how many occasions have you used LSD or other psychedelics in your lifetime?	68
152	On how many occasions have you used LSD or other psychedelics during the past 30 days?	69
153	On how many occasions have you used cocaine or crack in your lifetime?	69
154	On how many occasions have you used cocaine or crack during the past 30 days?	69
155	On how many occasions have you sniffed glue, breathed the contents of an aerosol spray can, or inhaled other gases or sprays, in order to get high in your lifetime?	70
156	On how many occasions have you sniffed glue, breathed the contents of an aerosol spray can, or inhaled other gases or sprays, in order to get high during the past 30 days?	70
157	On how many occasions have you used Daztrex in your lifetime?	71
158	On how many occasions have you used Daztrex during the past 30 days?	71
159	On how many occasions have you used synthetic marijuana (K2, spice) in your lifetime?	71

160	On how many occasions have you used synthetic marijuana (K2, spice) during the past 30 days?	72
161	On how many occasions have you used methamphetamines (meth, speed, crank, crystal meth) in your lifetime?	72
162	On how many occasions have you used methamphetamines (meth, speed, crank, crystal meth) in the past 30 days?	72
163	On how many occasions have you used other chemical products (bath salts, plant food, etc.) in your lifetime?	73
164	On how many occasions have you used other chemical products (bath salts, plant food, etc.) during the past 30 days?	73
165	On how many occasions have you used heroin or other opiates in your lifetime?	73
166	On how many occasions have you used heroin or other opiates during the past 30 days?	74
167	On how many occasions have you used MDMA ('X', 'E', or ecstasy) in your lifetime?	74
168	On how many occasions have you used MDMA ('X', 'E', or ecstasy) during the past 30 days?	74
169	On how many occasions have you taken prescription drugs (such as Valium, Xanax, Ritalin, Adderall, OxyContin, Darvocet, or sleeping pills) not prescribed to you in your lifetime?	75
170	On how many occasions have you taken prescription drugs (such as Valium, Xanax, Ritalin, Adderall, OxyContin, Darvocet, or sleeping pills) not prescribed to you during the past 30 days?	75
171	On how many occasions have you taken non-prescription medicines such as diet pills (for example, Dietac, Dexatrim or Prolamine), stay-awake pills (for example No-Doz, Vivarin, or Wake), or cough or cold medicines (robos, DXM, etc.) to get high in your lifetime?	76
172	On how many occasions have you taken non-prescription medicines such as diet pills (for example, Dietac, Dexatrim or Prolamine), stay-awake pills (for example No-Doz, Vivarin, or Wake), or cough or cold medicines (robos, DXM, etc.) to get high during the past 30 days?	76
173	On how many occasions have you been drunk or very high from drinking alcoholic beverages during the past 30 days?	77
174	On how many occasions have you drunk flavored alcoholic beverages, sometimes called 'alcopops' (like Mike's Hard Lemonade, Smirnoff Ice, Bacardi Breezers, etc.) in your lifetime?	77
175	On how many occasions have you drunk flavored alcoholic beverages, sometimes called 'alcopops' (like Mike's Hard Lemonade, Smirnoff Ice, Bacardi Breezers, etc.) during the past 30 days?	78
176	If you used prescription drugs or over the counter drugs without a doctor telling you to use it or for the purpose of getting high, where did you get these drugs? - Did not use	78

177	If you used prescription drugs or over the counter drugs without a doctor telling you to use it or for the purpose of getting high, where did you get these drugs? - Bought or took from store or shop	78
178	If you used prescription drugs or over the counter drugs without a doctor telling you to use it or for the purpose of getting high, where did you get these drugs? - Got from parents with permission	79
179	If you used prescription drugs or over the counter drugs without a doctor telling you to use it or for the purpose of getting high, where did you get these drugs? - Got from home without permission	79
180	If you used prescription drugs or over the counter drugs without a doctor telling you to use it or for the purpose of getting high, where did you get these drugs? - Got from relative with permission	79
181	If you used prescription drugs or over the counter drugs without a doctor telling you to use it or for the purpose of getting high, where did you get these drugs? - Got from relative without permission	79
182	If you used prescription drugs or over the counter drugs without a doctor telling you to use it or for the purpose of getting high, where did you get these drugs? - Got from friend's home with permission	80
183	If you used prescription drugs or over the counter drugs without a doctor telling you to use it or for the purpose of getting high, where did you get these drugs? - Got from friend's home without permission	80
184	If you used prescription drugs or over the counter drugs without a doctor telling you to use it or for the purpose of getting high, where did you get these drugs? - Got from friend at school	80
185	If you used prescription drugs or over the counter drugs without a doctor telling you to use it or for the purpose of getting high, where did you get these drugs? - Got from friend at party	80
186	If you used prescription drugs or over the counter drugs without a doctor telling you to use it or for the purpose of getting high, where did you get these drugs? - Got from friend, elsewhere	81
187	If you used prescription drugs or over the counter drugs without a doctor telling you to use it or for the purpose of getting high, where did you get these drugs? - Got from internet sale	81
188	During the last month, about how many marijuana cigarettes, or the equivalent, did you smoke a day, on the average?	81
189	How wrong do your friends feel it would be for YOU to: have one or two drinks of an alcoholic beverage nearly every day?	82
190	How wrong do your friends feel it would be for YOU to: smoke tobacco?	82
191	How wrong do your friends feel it would be for YOU to: smoke marijuana?	82
192	How wrong do your friends feel it would be for YOU to: use prescription drugs not prescribed to you?	83
193	How wrong would most adults (over 21) in your neighborhood think it is for kids your age: to use marijuana?	83

194	How wrong would most adults (over 21) in your neighborhood think it is for kids your age: to drink alcohol?	83
195	How wrong would most adults (over 21) in your neighborhood think it is for kids your age: to smoke cigarettes?	84
196	How much do each of the following statements describe your neighborhood? crime and/or drug selling	84
197	How much do each of the following statements describe your neighborhood? fights	84
198	How much do each of the following statements describe your neighborhood? lots of empty or abandoned buildings	85
199	How much do each of the following statements describe your neighborhood? lots of graffiti	85
200	I feel safe in my neighborhood.	85
201	If a kid smoked marijuana in your neighborhood would he or she be caught by the police?	86
202	If a kid drank some beer, wine or hard liquor (for example, vodka, whiskey, or gin) in your neighborhood would he or she be caught by the police?	86
203	If a kid carried a handgun in your neighborhood would he or she be caught by the police?	86
204	If you wanted to get some cigarettes, how easy would it be for you to get some?	87
205	If you wanted to get some beer, wine or hard liquor (for example, vodka, whiskey, or gin), how easy would it be for you to get some?	87
206	If you wanted to get a drug like cocaine, LSD, or amphetamines, how easy would it be for you to get some?	87
207	If you wanted to get a handgun, how easy would it be for you to get one?	88
208	If you wanted to get some marijuana, how easy would it be for you to get some?	88
209	If you wanted to get prescription drugs for the purpose of getting high, how easy would it be for you to get some?	88
210	If you wanted to get synthetic marijuana such as K2 or chemical products such as bath salts to get high, how easy would it be for you to get some?	89
211	If you wanted to get steroids to use or to enhance athletic performance, how easy would it be for you to get some?	89
212	If you wanted to get e-cigarettes, e-cigars, or e-hookahs, how easy would it be for you to get some?	89
213	During the past 12 months, have you participated in any alcohol prevention programs or seen any alcohol prevention messages in your school or community? Yes, a school-based program focused on preventing underage drinking and/or drinking and driving.	90

214	During the past 12 months, have you participated in any alcohol prevention programs or seen any alcohol prevention messages in your school or community? Yes, a community-based program focused on preventing underage drinking and/or drinking and driving (for example, through your church or temple or through youth groups like Boys and Girls Club or 4-H).	90
215	During the past 12 months, have you participated in any alcohol prevention programs or seen any alcohol prevention messages in your school or community? Yes, a media campaign addressing underage drinking and/or drinking and driving (for example, newspaper ads, posters, pamphlets, radio, TV).	90
216	During the past 12 months, have you participated in any alcohol prevention programs or seen any alcohol prevention messages in your school or community? No	90
217	How wrong do your parents feel it would be for YOU to: have one or two drinks of an alcoholic beverage nearly every day?	91
218	How wrong do your parents feel it would be for YOU to: smoke tobacco?	91
219	How wrong do your parents feel it would be for YOU to: smoke marijuana?	91
220	How wrong do your parents feel it would be for YOU to: use prescription drugs not prescribed to you?	92
221	How wrong do your parents feel it would be for YOU to: steal something worth more than \$5?	92
222	How wrong do your parents feel it would be for YOU to: draw graffiti, write things, or draw pictures on buildings or other property (without the owner's permission)?	92
223	How wrong do your parents feel it would be for YOU to: pick a fight with someone?	93
224	During the past 12 months, have you talked with at least one of your parents about the dangers of underage drinking and/or drinking and driving? By parents, we mean either your biological parents, adoptive parents, stepparents, or adult guardians - whether or not they live with you.	93
225	The rules in my family are clear.	93
226	People in my family have serious arguments about the same things, and often insult or yell at each other.	94
227	When I am not at home, one of my parents knows where I am and who I am with.	94
228	My family has clear rules about alcohol and drug use.	94
229	If you skipped school would you be caught by your parents?	95
230	My parents ask if I've gotten my homework done.	95
231	Would your parents know if you did not come home on time?	95
232	Do you know how to properly dispose of leftover prescription drugs?	96

233	Have any of your brothers or sisters ever: drunk beer, wine or hard liquor (for example, vodka, whiskey or gin)?	96
234	Have any of your brothers or sisters ever: smoked marijuana?	96
235	Have any of your brothers or sisters ever: smoked cigarettes?	96
236	Have any of your brothers or sisters ever: taken a handgun to school? .	97
237	Have any of your brothers or sisters ever: been suspended or expelled from school?	97
238	Have any of your brothers or sisters ever: used e-cigarettes, e-cigars or e-hookahs?	97
239	Have any of your brothers or sisters ever: used prescription drugs not prescribed to him/her?	97
240	Have you changed homes in the past year (the last 12 months)? . .	98
241	How many times have you changed homes since kindergarten? . . .	98
242	Have you changed schools (including changing from elementary to middle and middle to high school) in the past year?	98
243	How many times have you changed schools since kindergarten (including changing from elementary to middle and middle to high school)?	99
244	Has anyone in your family ever had severe alcohol or drug problems? .	99
245	About how many adults (over 21) have you known personally who in the past year have: used marijuana, crack, cocaine, or other drugs? .	99
246	About how many adults (over 21) have you known personally who in the past year have: sold or dealt drugs?	100
247	About how many adults (over 21) have you known personally who in the past year have: done other things that could get them in trouble with the police, like stealing, selling stolen goods, mugging or assaulting others, etc.?	100
248	About how many adults (over 21) have you known personally who in the past year have: gotten drunk or high?	100
249	Have you seen or heard information about underage drinking in the past 12 months from the following sources? Radio	101
250	Have you seen or heard information about underage drinking in the past 12 months from the following sources? TV.	101
251	Have you seen or heard information about underage drinking in the past 12 months from the following sources? Print. This includes information on underage drinking you may have seen in the newspaper, on a billboard, in pamphlets, on stickers, etc.	101
252	Have you seen or heard information about underage drinking in the past 12 months from the following sources? Website or social media? (Facebook, Myspace, website, etc.)	101
253	The next questions ask about your opinions of the information you saw or heard. If you have seen or heard more than one ad, please think about your favorite ad when answering these questions. The information about underage drinking that I saw or heard was convincing.	102

254	The next questions ask about your opinions of the information you saw or heard. If you have seen or heard more than one ad, please think about your favorite ad when answering these questions. The information about underage drinking that I saw or heard grabbed my attention.	102
255	The next questions ask about your opinions of the information you saw or heard. If you have seen or heard more than one ad, please think about your favorite ad when answering these questions. The information about underage drinking that I saw or heard said something important to me.	102
256	The next questions ask about your opinions of the information you saw or heard. If you have seen or heard more than one ad, please think about your favorite ad when answering these questions. Seeing or hearing this information about underage drinking made me want to stop or decrease my drinking.	103
257	How honest were you in filling out this survey?	103

List of Figures

1	Grade Chart	12
2	Gender Chart	13
3	Age Chart	14
4	Ethnic Origin Chart	15

1 INTRODUCTION

This report was generated from data collected on the *2015 Arkansas Prevention Needs Assessment Student Survey*. This report contains basic frequency tables of all data collected and graphs on the selected demographic variables of grade, gender, age and ethnic origin. The graph on ethnic origin is represented as a bar chart rather than as a pie chart. This is because students were allowed to mark more than one response for ethnic origin as opposed to being allowed to mark only one response. The bars represent the percent of students who marked each of the ethnic categories.

Questions regarding the information found in this report can be directed to:

Pride Surveys

2140 Newmarket Parkway Suite 116 Marietta, GA 30067 1-800-279-6361
www.pridesurveys.com

Grade Chart

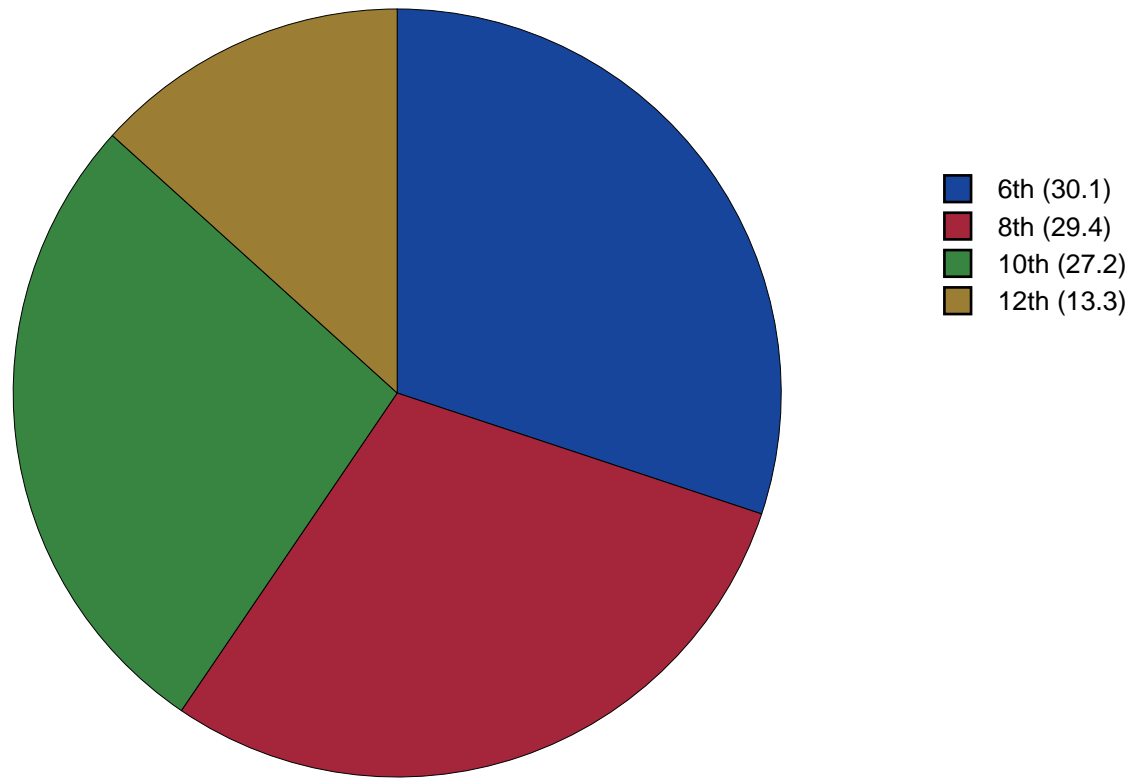


Figure 1: Grade Chart

Gender Chart

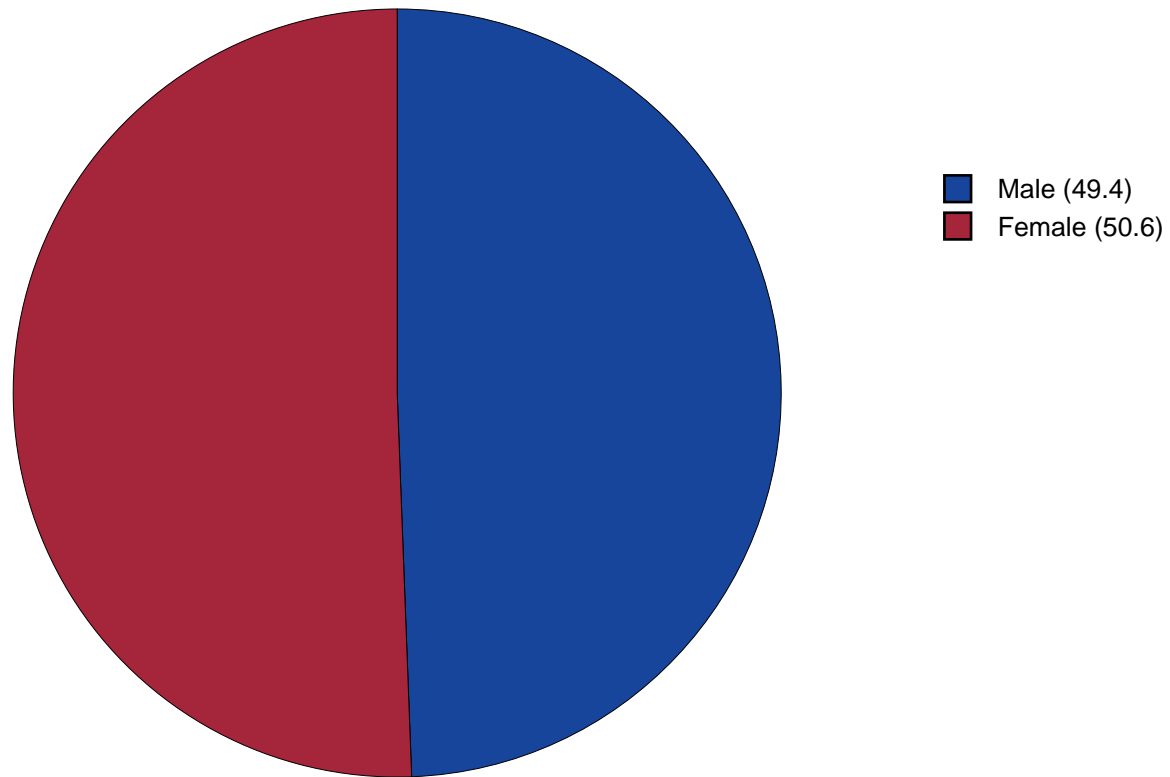


Figure 2: Gender Chart

Age Chart

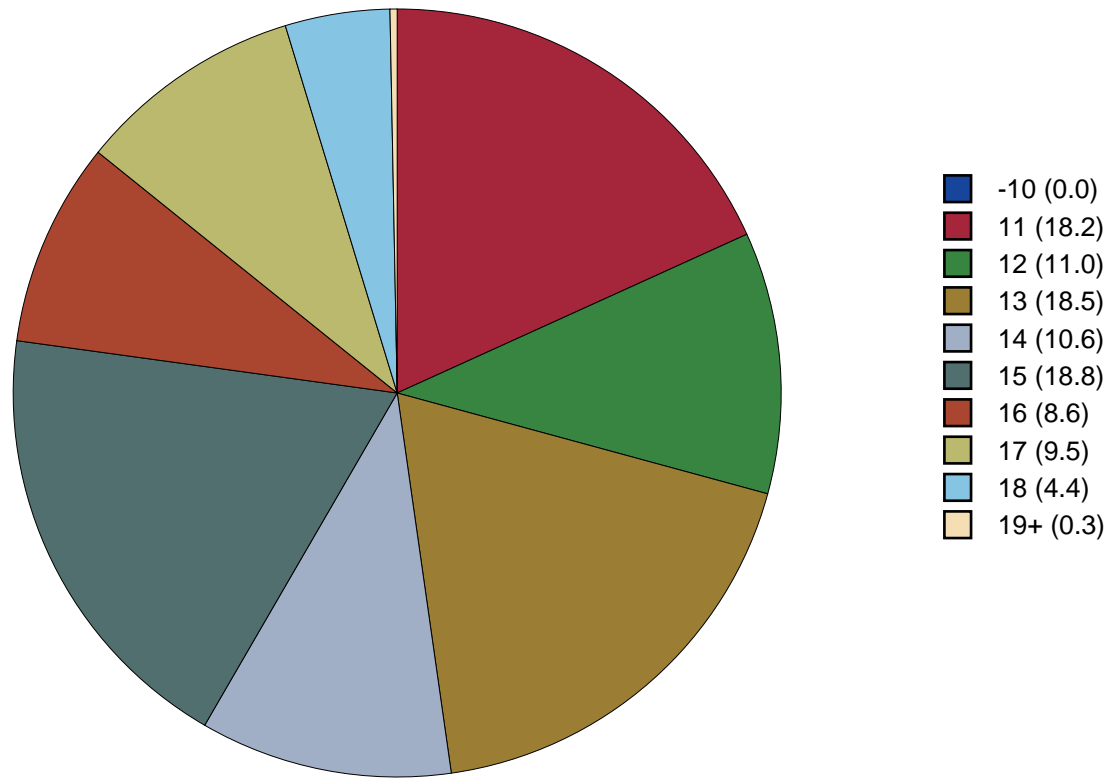


Figure 3: Age Chart

Ethnic Origin Chart

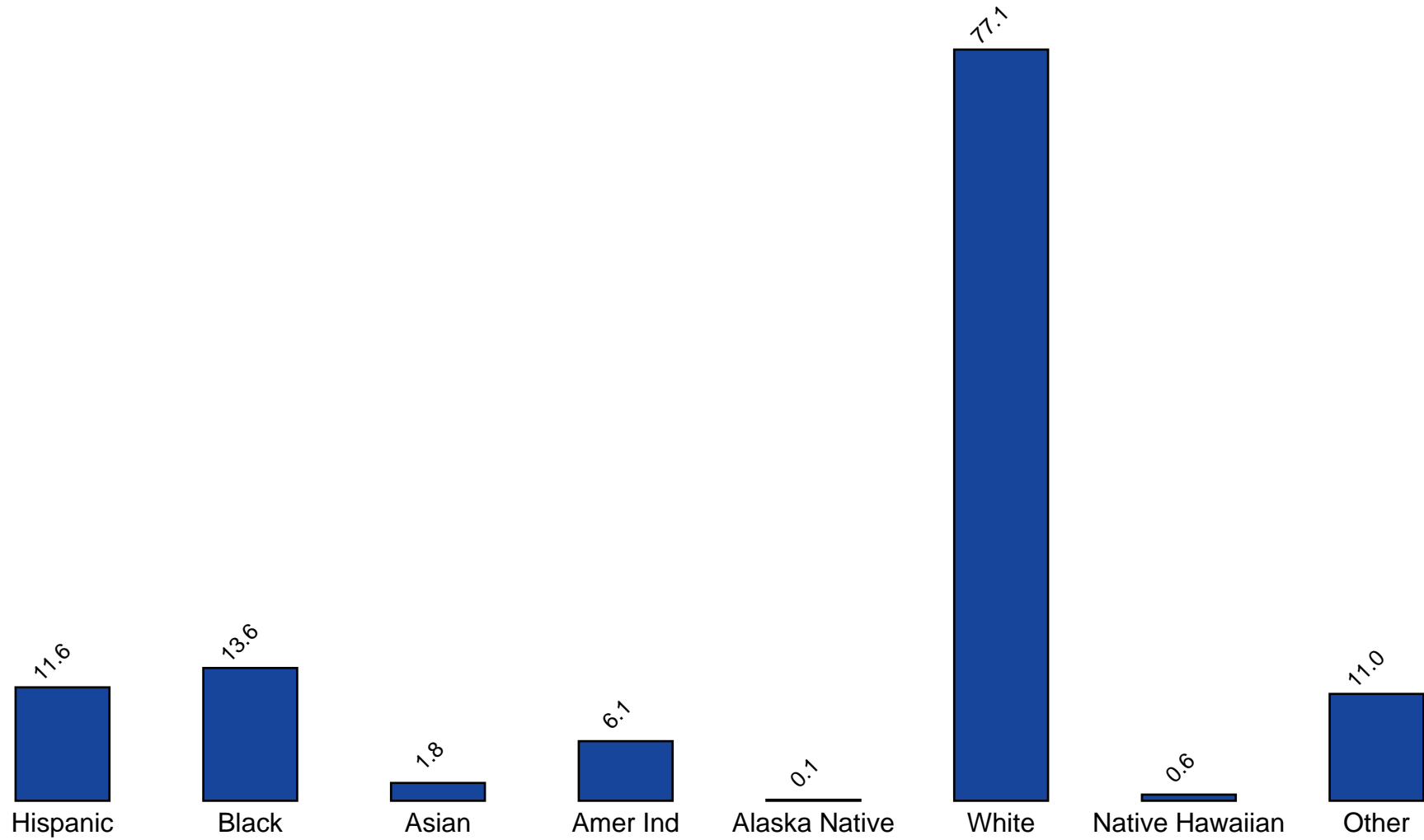


Figure 4: Ethnic Origin Chart

2 PERCENTAGE TABLES

The following tables contain frequency distribution detailing how your students responded to each question on the survey. The tables appear in the same order as the questions on the survey. The tables include breakdowns by grade level as well as overall percentages. The *N of Valid* row is a frequency count of the number of valid responses to each question for each grade and overall. The *N of Miss* row is a frequency count of the number of invalid (marked more than one response) or missing (i.e. did not respond) responses to each question for each grade and overall.

For the questions that allowed more than one response (i.e. race, live with, etc.) each response becomes a separate table. If a student did not mark the response, that was counted as a NO response, and if they did mark the response, that was counted as a YES response. Since a non response is a valid response for these questions, the *N of Miss* will always be zero for these questions.

Table 1: Sex

Response	6	8	10	12	Total	
Male	50.5	50.3	48.6	46.6	49.4	
Female	49.5	49.7	51.4	53.4	50.6	
N of Valid	893	877	817	399	2986	
N of Miss	12	7	2	1	22	

Table 2: Age

Response	6	8	10	12	Total	
10 or younger	0.1	0.0	0.0	0.0	0.0	
11	60.5	0.0	0.0	0.0	18.2	
12	36.4	0.1	0.0	0.0	11.0	
13	3.0	60.1	0.0	0.0	18.5	
14	0.0	35.6	0.5	0.0	10.6	
15	0.0	4.2	64.8	0.0	18.8	
16	0.0	0.0	31.5	0.0	8.6	
17	0.0	0.0	2.9	65.2	9.5	
18	0.0	0.0	0.2	32.2	4.4	
19 or older	0.0	0.0	0.0	2.5	0.3	
N of Valid	903	880	815	400	2998	
N of Miss	2	4	4	0	10	

Table 3: Are you Hispanic or Latino?

Response	6	8	10	12	Total	
No	88.5	87.5	88.2	90.2	88.4	
Yes	11.5	12.5	11.8	9.8	11.6	
N of Valid	837	854	805	398	2894	
N of Miss	68	30	14	2	114	

Table 4: What is your race? Black or African American



Response	6	8	10	12	Total	
No	87.8	84.5	84.4	91.2	86.4	
Yes	12.2	15.5	15.6	8.8	13.6	
N of Valid	905	884	819	400	3008	
N of Miss	0	0	0	0	0	

Table 5: What is your race? Asian



Response	6	8	10	12	Total	
No	98.3	98.0	97.7	99.2	98.2	
Yes	1.7	2.0	2.3	0.8	1.8	
N of Valid	905	884	819	400	3008	
N of Miss	0	0	0	0	0	

Table 6: What is your race? American Indian



Response	6	8	10	12	Total	
No	92.7	93.4	94.9	95.5	93.9	
Yes	7.3	6.6	5.1	4.5	6.1	
N of Valid	905	884	819	400	3008	
N of Miss	0	0	0	0	0	

Table 7: What is your race? Alaska Native



Response	6	8	10	12	Total	
No	100.0	99.8	99.9	100.0	99.9	
Yes	0.0	0.2	0.1	0.0	0.1	
N of Valid	905	884	819	400	3008	
N of Miss	0	0	0	0	0	

Table 8: What is your race? White



Response	6	8	10	12	Total	
No	23.6	25.6	22.7	15.5	22.9	
Yes	76.4	74.4	77.3	84.5	77.1	
N of Valid	905	884	819	400	3008	
N of Miss	0	0	0	0	0	

Table 9: What is your race? Native Hawaiian or Other Pacific Islander



Response	6	8	10	12	Total	
No	99.6	99.1	99.4	99.5	99.4	
Yes	0.4	0.9	0.6	0.5	0.6	
N of Valid	905	884	819	400	3008	
N of Miss	0	0	0	0	0	

Table 10: What is your race? Other



Response	6	8	10	12	Total	
No	86.6	87.6	91.3	93.0	89.0	
Yes	13.4	12.4	8.7	7.0	11.0	
N of Valid	905	884	819	400	3008	
N of Miss	0	0	0	0	0	

Table 11: What is the highest level of schooling completed by your mother or father?









Response	6	8	10	12	Total	
Completed grade school or less	2.7	4.6	1.9	1.8	2.9	
Some high school	2.6	5.1	9.1	14.8	6.7	
Completed high school	9.4	13.9	15.1	17.0	13.3	
Some college	10.6	12.5	16.6	19.6	14.0	
Completed college	21.0	26.5	30.0	26.2	25.8	
Graduate or professional school after college	11.3	13.5	15.6	9.4	12.9	
Don't know	40.3	21.5	10.7	8.9	22.4	
Does not apply	2.2	2.3	1.0	2.3	1.9	
N of Valid	861	861	794	393	2909	
N of Miss	44	23	25	7	99	

Table 12: Think of where you live most of the time. Which of the following people live there with you? Mother



Response	6	8	10	12	Total	
No	15.9	16.1	15.3	19.2	16.2	
Yes	84.1	83.9	84.7	80.8	83.8	
N of Valid	905	884	819	400	3008	
N of Miss	0	0	0	0	0	

Table 13: Think of where you live most of the time. Which of the following people live there with you? Stepmother



Response	6	8	10	12	Total	
No	94.7	94.6	94.1	92.2	94.2	
Yes	5.3	5.4	5.9	7.8	5.8	
N of Valid	905	884	819	400	3008	
N of Miss	0	0	0	0	0	

Table 14: Think of where you live most of the time. Which of the following people live there with you? Foster Mother

Response	6	8	10	12	Total	
No	99.2	99.4	99.5	100.0	99.5	
Yes	0.8	0.6	0.5	0.0	0.5	
N of Valid	905	884	819	400	3008	
N of Miss	0	0	0	0	0	

Table 15: Think of where you live most of the time. Which of the following people live there with you? Grandmother

Response	6	8	10	12	Total	
No	85.7	89.1	90.5	89.2	88.5	
Yes	14.3	10.9	9.5	10.8	11.5	
N of Valid	905	884	819	400	3008	
N of Miss	0	0	0	0	0	

Table 16: Think of where you live most of the time. Which of the following people live there with you? Aunt

Response	6	8	10	12	Total	
No	96.4	96.5	96.5	97.0	96.5	
Yes	3.6	3.5	3.5	3.0	3.5	
N of Valid	905	884	819	400	3008	
N of Miss	0	0	0	0	0	

Table 17: Think of where you live most of the time. Which of the following people live there with you? Father

Response	6	8	10	12	Total	
No	42.0	45.0	42.4	46.8	43.6	
Yes	58.0	55.0	57.6	53.2	56.4	
N of Valid	905	884	819	400	3008	
N of Miss	0	0	0	0	0	

Table 18: Think of where you live most of the time. Which of the following people live there with you? Stepfather



Response	6	8	10	12	Total	
No	83.5	83.5	84.7	80.5	83.4	
Yes	16.5	16.5	15.3	19.5	16.6	
N of Valid	905	884	819	400	3008	
N of Miss	0	0	0	0	0	

Table 19: Think of where you live most of the time. Which of the following people live there with you? Foster Father



Response	6	8	10	12	Total	
No	99.2	99.3	99.5	100.0	99.4	
Yes	0.8	0.7	0.5	0.0	0.6	
N of Valid	905	884	819	400	3008	
N of Miss	0	0	0	0	0	

Table 20: Think of where you live most of the time. Which of the following people live there with you? Grandfather



Response	6	8	10	12	Total	
No	91.8	93.8	93.3	94.8	93.2	
Yes	8.2	6.2	6.7	5.2	6.8	
N of Valid	905	884	819	400	3008	
N of Miss	0	0	0	0	0	

Table 21: Think of where you live most of the time. Which of the following people live there with you? Uncle



Response	6	8	10	12	Total	
No	95.1	96.4	96.7	97.0	96.2	
Yes	4.9	3.6	3.3	3.0	3.8	
N of Valid	905	884	819	400	3008	
N of Miss	0	0	0	0	0	

Table 22: Think of where you live most of the time. Which of the following people live there with you? Other Adults



Response	6	8	10	12	Total	
No	96.4	97.4	97.9	97.5	97.2	
Yes	3.6	2.6	2.1	2.5	2.8	
N of Valid	905	884	819	400	3008	
N of Miss	0	0	0	0	0	

Table 23: Think of where you live most of the time. Which of the following people live there with you? Brother(s)



Response	6	8	10	12	Total	
No	54.5	54.6	56.3	62.7	56.1	
Yes	45.5	45.4	43.7	37.2	43.9	
N of Valid	905	884	819	400	3008	
N of Miss	0	0	0	0	0	

Table 24: Think of where you live most of the time. Which of the following people live there with you? Stepbrother(s)



Response	6	8	10	12	Total	
No	93.4	95.5	93.8	96.0	94.4	
Yes	6.6	4.5	6.2	4.0	5.6	
N of Valid	905	884	819	400	3008	
N of Miss	0	0	0	0	0	

Table 25: Think of where you live most of the time. Which of the following people live there with you? Sister(s)



Response	6	8	10	12	Total	
No	54.5	58.7	60.8	69.8	59.5	
Yes	45.5	41.3	39.2	30.2	40.5	
N of Valid	905	884	819	400	3008	
N of Miss	0	0	0	0	0	

Table 26: Think of where you live most of the time. Which of the following people live there with you? Stepsister(s)

Response	6	8	10	12	Total	
No	94.4	95.6	95.4	96.2	95.2	
Yes	5.6	4.4	4.6	3.8	4.8	
N of Valid	905	884	819	400	3008	
N of Miss	0	0	0	0	0	

Table 27: Think of where you live most of the time. Which of the following people live there with you? Other Children

Response	6	8	10	12	Total	
No	95.5	94.7	96.1	95.0	95.3	
Yes	4.5	5.3	3.9	5.0	4.7	
N of Valid	905	884	819	400	3008	
N of Miss	0	0	0	0	0	

Table 28: In my school, students have lots of chances to help decide things like class activities and rules.

Response	6	8	10	12	Total	
NO!	12.6	9.7	10.3	15.0	11.4	
no	34.8	31.6	37.3	39.3	35.2	
yes	42.4	49.6	42.9	37.3	44.0	
YES!	10.2	9.1	9.4	8.3	9.4	
N of Valid	873	867	806	399	2945	
N of Miss	32	17	13	1	63	

Table 29: Teachers ask me to work on special classroom projects.

Response	6	8	10	12	Total	
NO!	9.6	7.9	6.6	7.8	8.0	
no	32.0	39.0	38.3	38.8	36.7	
yes	45.8	44.4	47.8	44.6	45.8	
YES!	12.6	8.7	7.3	8.8	9.5	
N of Valid	878	864	807	397	2946	
N of Miss	27	20	12	3	62	

Table 30: My teacher(s) notices when I am doing a good job and lets me know about it.

Response	6	8	10	12	Total
NO!	4.9	7.8	7.4	6.2	6.6
no	14.6	25.6	33.1	24.2	24.2
yes	48.2	48.2	48.6	55.0	49.2
YES!	32.4	18.3	10.9	14.5	20.0
N of Valid	886	867	807	400	2960
N of Miss	19	17	12	0	48

Table 31: There are lots of chances for students in my school to get involved in sports, clubs, and other school activities outside of class.

Response	6	8	10	12	Total
NO!	1.9	1.5	1.8	1.8	1.8
no	6.9	4.1	6.4	5.3	5.7
yes	36.1	35.1	32.8	41.7	35.7
YES!	55.0	59.3	58.9	51.3	56.8
N of Valid	883	869	811	398	2961
N of Miss	22	15	8	2	47

Table 32: There are lots of chances for students in my school to talk with a teacher one-on-one.

Response	6	8	10	12	Total
NO!	3.1	4.3	4.7	4.5	4.1
no	16.2	20.7	20.6	19.0	19.1
yes	46.9	47.3	55.7	50.9	50.0
YES!	33.8	27.7	19.0	25.6	26.8
N of Valid	876	859	811	399	2945
N of Miss	29	25	8	1	63

Table 33: I feel safe at my school.

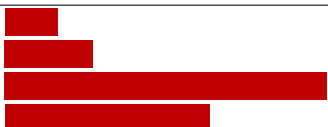
Response	6	8	10	12	Total	
NO!	4.3	6.7	6.7	7.6	6.1	
no	8.1	11.6	15.5	14.4	12.0	
yes	41.9	50.3	57.2	57.0	50.6	
YES!	45.7	31.4	20.6	21.0	31.3	
N of Valid	880	867	807	395	2949	
N of Miss	25	17	12	5	59	

Table 34: The school lets my parents know when I have done something well.

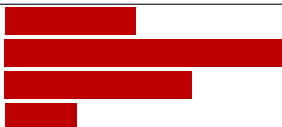
Response	6	8	10	12	Total	
NO!	11.3	19.6	24.3	23.9	19.0	
no	33.9	44.6	48.7	50.8	43.4	
yes	38.3	27.1	22.3	21.4	28.3	
YES!	16.5	8.7	4.7	4.0	9.3	
N of Valid	869	861	803	398	2931	
N of Miss	36	23	16	2	77	

Table 35: My teachers praise me when I work hard in school.


Response	6	8	10	12	Total	
NO!	12.6	15.7	16.4	17.4	15.2	
no	32.5	39.8	45.3	39.1	39.1	
yes	40.1	36.9	33.2	38.4	37.0	
YES!	14.8	7.7	5.1	5.1	8.7	
N of Valid	851	860	805	396	2912	
N of Miss	54	24	14	4	96	

Table 36: Are your school grades better than the grades of most students in your class?

Response	6	8	10	12	Total	
NO!	5.8	6.3	5.5	4.3	5.7	
no	27.1	28.7	28.1	28.6	28.0	
yes	47.6	47.3	49.9	51.5	48.7	
YES!	19.5	17.7	16.4	15.6	17.6	
N of Valid	867	862	811	398	2938	
N of Miss	38	22	8	2	70	

Table 37: I have lots of chances to be part of class discussions or activities.

Response	6	8	10	12	Total	
NO!	3.3	2.7	1.7	3.5	2.7	
no	13.4	12.6	15.0	13.9	13.7	
yes	48.5	58.5	59.7	62.7	56.4	
YES!	34.9	26.2	23.6	19.9	27.2	
N of Valid	883	862	809	397	2951	
N of Miss	22	22	10	3	57	

Table 38: Now thinking back over the past year in school, how often did you: enjoy being in school?

Response	6	8	10	12	Total	
Never	4.6	7.3	8.8	15.9	8.0	
Seldom	10.8	15.7	18.8	15.6	15.1	
Sometimes	34.6	35.9	39.7	41.3	37.3	
Often	25.8	27.2	24.8	21.9	25.4	
Almost always	24.2	13.9	7.9	5.3	14.2	
N of Valid	890	879	808	397	2974	
N of Miss	15	5	11	3	34	

Table 39: Now thinking back over the past year in school, how often did you: hate being in school?






Response	6	8	10	12	Total	
Never	14.8	8.2	3.1	3.5	8.2	
Seldom	37.2	29.3	22.4	17.9	28.2	
Sometimes	26.9	32.7	37.4	36.3	32.7	
Often	13.7	19.8	23.6	23.7	19.5	
Almost always	7.5	10.0	13.5	18.6	11.3	
N of Valid	885	874	805	397	2961	
N of Miss	20	10	14	3	47	

Table 40: Now thinking back over the past year in school, how often did you: try to do your best work in school?






Response	6	8	10	12	Total	
Never	0.6	0.2	0.4	0.5	0.4	
Seldom	1.4	1.1	2.0	3.3	1.7	
Sometimes	4.4	9.9	15.9	20.2	11.3	
Often	16.7	30.6	37.6	36.1	29.1	
Almost always	76.9	58.2	44.1	39.9	57.5	
N of Valid	884	873	803	396	2956	
N of Miss	21	11	16	4	52	

Table 41: How often do you feel that the school work you are assigned is meaningful and important?






Response	6	8	10	12	Total	
Never	4.8	5.0	7.6	12.2	6.6	
Seldom	10.5	17.4	25.8	27.2	18.9	
Sometimes	21.2	33.1	40.0	35.9	31.8	
Often	30.1	27.9	20.9	20.1	25.6	
Almost always	33.4	16.5	5.7	4.6	17.0	
N of Valid	879	873	807	393	2952	
N of Miss	26	11	12	7	56	

Table 42: Putting them all together, what were your grades like last year?

Response	6	8	10	12	Total
Mostly F's	1.3	1.4	1.3	0.3	1.2
Mostly D's	1.6	3.4	3.9	4.1	3.1
Mostly C's	9.2	13.4	20.6	20.5	15.1
Mostly B's	33.1	40.0	38.6	41.3	37.8
Mostly A's	54.8	41.8	35.5	33.9	42.8
N of Valid	837	830	785	395	2847
N of Miss	68	54	34	5	161

Table 43: How important do you think the things you are learning in school are going to be for your later life?

Response	6	8	10	12	Total
Very important	45.4	27.5	13.3	9.1	26.6
Quite important	25.9	26.4	22.5	18.0	24.1
Fairly important	19.0	28.6	32.3	37.6	27.9
Slightly important	7.8	13.7	25.0	25.9	16.6
Not at all important	1.9	3.8	6.8	9.4	4.8
N of Valid	889	870	804	394	2957
N of Miss	16	14	15	6	51

Table 44: Do your parents care about your skipping or cutting school?

Response	6	8	10	12	Total
Yes	95.8	97.2	96.7	88.8	95.5
No	4.2	2.8	3.3	11.2	4.5
N of Valid	887	870	807	394	2958
N of Miss	18	14	12	6	50

Table 45: During the LAST FOUR WEEKS how many whole days of school have you missed because you skipped or 'cut'?








Response	6	8	10	12	Total	
None	75.3	79.1	77.1	62.8	75.2	
1	10.4	9.0	9.9	12.7	10.1	
2	5.9	5.5	4.7	8.4	5.8	
3	2.7	2.6	3.2	7.6	3.5	
4-5	3.9	2.0	3.6	5.1	3.4	
6-10	1.0	1.1	0.9	2.0	1.1	
11 or more	0.8	0.7	0.6	1.5	0.8	
N of Valid	887	871	808	395	2961	
N of Miss	18	13	11	5	47	

Table 46: What are the chances you would be seen as cool if you: smoked cigarettes?






Response	6	8	10	12	Total	
No or very little chance	90.3	74.9	65.0	61.3	75.0	
Little chance	5.6	12.7	17.2	18.3	12.6	
Some chance	2.7	6.2	11.8	15.0	7.9	
Pretty good chance	0.6	4.8	4.5	3.8	3.3	
Very good chance	0.8	1.4	1.5	1.5	1.3	
N of Valid	876	858	802	393	2929	
N of Miss	29	26	17	7	79	

Table 47: What are the chances you would be seen as cool if you: worked hard at school?






Response	6	8	10	12	Total	
No or very little chance	6.3	8.4	10.6	13.0	9.0	
Little chance	7.7	14.3	16.4	15.3	13.0	
Some chance	14.3	21.8	29.2	32.1	22.9	
Pretty good chance	23.6	28.1	27.2	23.2	25.9	
Very good chance	48.1	27.4	16.6	16.3	29.2	
N of Valid	884	861	801	392	2938	
N of Miss	21	23	18	8	70	

Table 48: What are the chances you would be seen as cool if you: began drinking alcoholic beverages regularly, that is, at least once or twice a month?






Response	6	8	10	12	Total	
No or very little chance	87.2	65.8	43.8	39.9	62.7	
Little chance	6.2	14.8	18.1	18.8	13.6	
Some chance	4.4	9.4	18.1	15.3	11.1	
Pretty good chance	1.4	7.3	13.1	16.0	8.3	
Very good chance	0.8	2.7	7.0	9.9	4.3	
N of Valid	878	859	802	393	2932	
N of Miss	27	25	17	7	76	

Table 49: What are the chances you would be seen as cool if you: defended someone who was being bullied?






Response	6	8	10	12	Total	
No or very little chance	8.4	10.8	8.6	12.8	9.8	
Little chance	6.3	11.1	13.8	10.7	10.4	
Some chance	13.6	23.0	29.1	26.3	22.3	
Pretty good chance	25.9	26.5	28.7	25.6	26.8	
Very good chance	45.8	28.6	19.8	24.6	30.8	
N of Valid	876	861	798	391	2926	
N of Miss	29	23	21	9	82	

Table 50: What are the chances you would be seen as cool if you: smoked marijuana?






Response	6	8	10	12	Total	
No or very little chance	91.9	66.5	46.2	37.2	64.7	
Little chance	3.2	11.4	12.5	14.2	9.6	
Some chance	1.9	8.0	14.6	16.8	9.2	
Pretty good chance	1.5	6.4	13.5	15.3	8.0	
Very good chance	1.5	7.7	13.1	16.5	8.5	
N of Valid	881	865	800	393	2939	
N of Miss	24	19	19	7	69	

Table 51: What are the chances you would be seen as cool if you: carried a handgun?






Response	6	8	10	12	Total	
No or very little chance	80.8	76.0	71.8	71.9	75.8	
Little chance	10.1	9.8	12.9	14.5	11.4	
Some chance	4.3	6.1	8.0	7.9	6.3	
Pretty good chance	1.8	4.3	4.1	2.3	3.2	
Very good chance	2.9	3.8	3.1	3.3	3.3	
N of Valid	877	859	798	392	2926	
N of Miss	28	25	21	8	82	

Table 52: What are the chances you would be seen as cool if you: used e-cigarettes, e-cigars or e-hookahs?






Response	6	8	10	12	Total	
No or very little chance	90.8	70.9	50.6	45.2	67.8	
Little chance	3.9	11.4	13.6	15.6	10.3	
Some chance	3.1	7.5	15.0	18.6	9.7	
Pretty good chance	0.9	5.8	11.5	11.2	6.6	
Very good chance	1.3	4.4	9.3	9.4	5.5	
N of Valid	871	863	799	392	2925	
N of Miss	34	21	20	8	83	

Table 53: What are the chances you would be seen as cool if you: bullied someone or cyber bullied someone?






Response	6	8	10	12	Total	
No or very little chance	83.4	74.8	69.5	78.6	76.5	
Little chance	10.3	12.4	15.4	10.7	12.4	
Some chance	2.5	5.9	8.2	6.9	5.6	
Pretty good chance	1.5	4.5	4.5	2.5	3.3	
Very good chance	2.3	2.4	2.4	1.3	2.2	
N of Valid	882	864	800	393	2939	
N of Miss	23	20	19	7	69	

Table 54: Think of your four best friends (the friends you feel closest to). In the past year (12 months), how many of your best friends have: participated in clubs, organizations or activities at school?






Response	6	8	10	12	Total	
0	17.0	10.8	8.1	13.0	12.2	
1	13.3	12.7	9.8	11.0	11.8	
2	18.2	16.8	18.8	17.1	17.8	
3	16.4	15.4	14.8	16.9	15.7	
4	35.1	44.4	48.5	41.9	42.4	
N of Valid	865	859	798	391	2913	
N of Miss	40	25	21	9	95	

Table 55: Think of your four best friends (the friends you feel closest to). In the past year (12 months), how many of your best friends have: smoked cigarettes?






Response	6	8	10	12	Total	
0	91.0	79.6	65.7	50.5	75.3	
1	5.8	9.7	15.9	20.9	11.7	
2	1.9	5.0	9.3	11.9	6.2	
3	0.7	1.9	5.5	5.7	3.0	
4	0.6	3.8	3.6	11.1	3.8	
N of Valid	875	858	798	388	2919	
N of Miss	30	26	21	12	89	

Table 56: Think of your four best friends (the friends you feel closest to). In the past year (12 months), how many of your best friends have: tried beer, wine or hard liquor (for example, vodka, whiskey, or gin) when their parents didn't know about it?






Response	6	8	10	12	Total	
0	85.3	63.6	37.8	26.0	58.0	
1	8.8	13.9	16.0	17.2	13.4	
2	3.2	7.7	14.6	14.9	9.2	
3	1.0	5.0	12.6	10.8	6.7	
4	1.7	9.8	18.9	31.1	12.7	
N of Valid	875	856	799	389	2919	
N of Miss	30	28	20	11	89	

Table 57: Think of your four best friends (the friends you feel closest to). In the past year (12 months), how many of your best friends have: used e-cigarettes, e-cigars, or e-hookahs?






Response	6	8	10	12	Total	
0	94.1	81.0	56.0	46.3	73.4	
1	4.3	8.7	16.9	19.3	11.1	
2	1.0	4.1	11.4	12.9	6.3	
3	0.2	2.7	7.6	7.7	4.0	
4	0.3	3.5	8.1	13.9	5.2	
N of Valid	874	858	800	389	2921	
N of Miss	31	26	19	11	87	

Table 58: Think of your four best friends (the friends you feel closest to). In the past year (12 months), how many of your best friends have: used marijuana?






Response	6	8	10	12	Total	
0	94.5	76.9	53.6	37.8	70.6	
1	3.0	9.3	13.2	15.4	9.3	
2	0.9	5.8	13.4	14.4	7.6	
3	0.6	2.6	8.9	10.8	4.8	
4	1.0	5.4	10.9	21.6	7.8	
N of Valid	872	857	798	389	2916	
N of Miss	33	27	21	11	92	

Table 59: Think of your four best friends (the friends you feel closest to). In the past year (12 months), how many of your best friends have: used prescription drugs or non-prescription drugs for the purpose of getting high?






Response	6	8	10	12	Total	
0	96.0	86.7	66.6	62.9	80.8	
1	2.6	6.9	14.7	13.1	8.6	
2	0.9	3.7	9.3	11.1	5.4	
3	0.2	1.4	5.1	5.4	2.6	
4	0.2	1.3	4.3	7.5	2.6	
N of Valid	873	860	797	388	2918	
N of Miss	32	24	22	12	90	

Table 60: Think of your four best friends (the friends you feel closest to). In the past year (12 months), how many of your best friends have: used synthetic marijuana (K2, spice) or bath salts?






Response	6	8	10	12	Total	
0	97.2	92.5	83.1	81.4	89.9	
1	1.7	3.8	7.6	9.6	5.0	
2	0.3	1.7	3.3	4.9	2.2	
3	0.5	1.0	2.9	1.8	1.5	
4	0.2	0.8	3.1	2.3	1.5	
N of Valid	862	859	799	387	2907	
N of Miss	43	25	20	13	101	

Table 61: Think of your four best friends (the friends you feel closest to). In the past year (12 months), how many of your best friends have: used LSD, cocaine, amphetamines, or other illegal drugs?






Response	6	8	10	12	Total	
0	97.0	93.1	86.2	83.3	91.1	
1	2.2	4.3	8.2	10.0	5.5	
2	0.3	1.2	2.6	3.1	1.6	
3	0.5	0.5	1.6	0.5	0.8	
4	0.0	0.9	1.4	3.1	1.1	
N of Valid	868	859	797	389	2913	
N of Miss	37	25	22	11	95	

Table 62: Think of your four best friends (the friends you feel closest to). In the past year (12 months), how many of your best friends have: been bullied?






Response	6	8	10	12	Total	
0	31.1	40.0	48.6	62.1	42.7	
1	26.9	23.2	21.6	16.5	23.0	
2	17.6	18.0	14.8	10.3	16.0	
3	8.9	6.1	6.0	3.6	6.6	
4	15.5	12.7	8.9	7.5	11.8	
N of Valid	865	857	796	388	2906	
N of Miss	40	27	23	12	102	

Table 63: Think of your four best friends (the friends you feel closest to). In the past year (12 months), how many of your best friends have: been suspended from school?






Response	6	8	10	12	Total	
0	70.8	62.7	68.8	73.7	68.3	
1	18.3	18.2	14.1	14.2	16.6	
2	5.1	9.1	8.5	6.4	7.4	
3	1.7	3.9	5.1	2.3	3.4	
4	4.1	6.0	3.4	3.4	4.4	
N of Valid	869	861	799	388	2917	
N of Miss	36	23	20	12	91	

Table 64: Think of your four best friends (the friends you feel closest to). In the past year (12 months), how many of your best friends have: carried a handgun?






Response	6	8	10	12	Total	
0	94.4	93.0	92.5	90.5	92.9	
1	3.5	2.9	3.8	4.9	3.6	
2	0.9	1.6	1.4	2.3	1.4	
3	0.5	0.9	0.4	0.5	0.6	
4	0.7	1.5	2.0	1.8	1.4	
N of Valid	874	857	797	388	2916	
N of Miss	31	27	22	12	92	

Table 65: Think of your four best friends (the friends you feel closest to). In the past year (12 months), how many of your best friends have: sold illegal drugs?






Response	6	8	10	12	Total	
0	97.3	90.9	81.4	73.7	87.9	
1	2.2	4.8	9.7	12.1	6.3	
2	0.2	1.6	4.4	7.2	2.7	
3	0.0	0.8	2.1	3.1	1.2	
4	0.2	1.9	2.4	3.9	1.8	
N of Valid	864	858	796	388	2906	
N of Miss	41	26	23	12	102	

Table 66: Think of your four best friends (the friends you feel closest to). In the past year (12 months), how many of your best friends have: regularly attended religious services?






Response	6	8	10	12	Total	
0	27.9	21.9	22.2	26.3	24.3	
1	11.8	15.9	16.5	20.9	15.6	
2	15.6	17.2	21.4	19.3	18.2	
3	13.4	16.6	16.5	14.4	15.3	
4	31.2	28.3	23.4	19.1	26.6	
N of Valid	845	853	794	388	2880	
N of Miss	60	31	25	12	128	

Table 67: Think of your four best friends (the friends you feel closest to). In the past year (12 months), how many of your best friends have: stolen or tried to steal a motor vehicle such as a car or motorcycle?






Response	6	8	10	12	Total	
0	96.3	93.1	95.4	93.8	94.8	
1	2.8	3.6	2.6	2.8	3.0	
2	0.5	1.5	0.9	2.1	1.1	
3	0.1	0.3	0.6	0.5	0.4	
4	0.3	1.4	0.5	0.8	0.8	
N of Valid	867	860	797	387	2911	
N of Miss	38	24	22	13	97	

Table 68: Think of your four best friends (the friends you feel closest to). In the past year (12 months), how many of your best friends have: been arrested?






Response	6	8	10	12	Total	
0	93.0	85.9	86.0	85.3	87.9	
1	5.1	7.5	8.3	7.5	7.0	
2	1.0	2.3	2.9	3.9	2.3	
3	0.1	1.7	1.4	1.0	1.1	
4	0.8	2.5	1.5	2.3	1.7	
N of Valid	866	863	798	389	2916	
N of Miss	39	21	21	11	92	

Table 69: Think of your four best friends (the friends you feel closest to). In the past year (12 months), how many of your best friends have: dropped out of school?






Response	6	8	10	12	Total	
0	94.7	95.2	91.5	84.6	92.6	
1	3.8	3.0	5.8	11.1	5.1	
2	0.8	1.3	1.4	2.3	1.3	
3	0.3	0.1	0.9	0.5	0.4	
4	0.3	0.3	0.5	1.5	0.5	
N of Valid	863	860	798	389	2910	
N of Miss	42	24	21	11	98	

Table 70: Think of your four best friends (the friends you feel closest to). In the past year (12 months), how many of your best friends have: been members of a gang?






Response	6	8	10	12	Total	
0	91.1	87.2	88.8	92.8	89.5	
1	4.2	5.2	4.3	2.8	4.3	
2	1.5	2.6	2.9	1.0	2.1	
3	0.7	1.6	1.8	0.5	1.2	
4	2.5	3.4	2.3	2.8	2.8	
N of Valid	864	858	796	388	2906	
N of Miss	41	26	23	12	102	

Table 71: How old were you when you first: smoked marijuana?










Response	6	8	10	12	Total	
Never	97.7	89.2	72.4	56.5	82.9	
10 or younger	1.0	2.2	2.0	1.5	1.7	
11	0.7	2.4	1.6	0.8	1.5	
12	0.5	2.0	3.4	4.6	2.2	
13	0.0	3.2	4.8	6.1	3.1	
14	0.0	0.9	8.5	8.7	3.7	
15	0.0	0.0	6.1	4.9	2.3	
16	0.0	0.0	1.1	10.0	1.6	
17 or older	0.1	0.0	0.0	6.9	1.0	
N of Valid	885	863	797	391	2936	
N of Miss	20	21	22	9	72	

Table 72: How old were you when you first: smoked a cigarette, even just a puff?










Response	6	8	10	12	Total	
Never	93.2	82.8	73.1	58.9	80.1	
10 or younger	3.8	6.0	6.0	5.4	5.3	
11	2.4	3.6	3.0	1.5	2.8	
12	0.5	3.7	3.6	5.9	3.0	
13	0.0	3.5	4.3	6.1	3.0	
14	0.0	0.5	5.5	6.1	2.5	
15	0.0	0.0	3.8	5.4	1.7	
16	0.0	0.0	0.6	7.1	1.1	
17 or older	0.1	0.0	0.0	3.6	0.5	
N of Valid	884	864	797	392	2937	
N of Miss	21	20	22	8	71	

Table 73: How old were you when you first: had more than a sip or two of beer, wine or hard liquor (for example, vodka, whiskey, or gin)?










Response	6	8	10	12	Total	
Never	82.3	66.4	48.2	35.7	62.2	
10 or younger	11.0	9.0	8.2	4.6	8.8	
11	4.8	4.9	2.8	2.8	4.0	
12	1.8	6.6	4.3	5.4	4.4	
13	0.0	11.1	8.3	7.5	6.5	
14	0.0	2.0	14.2	10.8	5.9	
15	0.0	0.1	12.2	11.8	4.9	
16	0.0	0.0	1.9	12.6	2.2	
17 or older	0.1	0.0	0.0	8.7	1.2	
N of Valid	882	865	796	389	2932	
N of Miss	23	19	23	11	76	

Table 74: How old were you when you first: began drinking alcoholic beverages regularly, that is, at least once or twice a month?










Response	6	8	10	12	Total	
Never	98.5	93.1	80.4	69.6	88.2	
10 or younger	0.6	0.9	0.8	0.8	0.7	
11	0.3	0.6	0.5	0.3	0.4	
12	0.2	1.6	1.5	0.3	1.0	
13	0.1	3.0	1.3	2.8	1.6	
14	0.0	0.8	5.4	2.6	2.0	
15	0.1	0.0	8.0	4.9	2.9	
16	0.0	0.0	2.1	10.0	1.9	
17 or older	0.1	0.0	0.0	9.0	1.2	
N of Valid	888	865	797	391	2941	
N of Miss	17	19	22	9	67	

Table 75: How old were you when you first: used Daztrex?


Response	6	8	10	12	Total	
Never	100.0	100.0	100.0	100.0	100.0	
10 or younger	0.0	0.0	0.0	0.0	0.0	
11	0.0	0.0	0.0	0.0	0.0	
12	0.0	0.0	0.0	0.0	0.0	
13	0.0	0.0	0.0	0.0	0.0	
14	0.0	0.0	0.0	0.0	0.0	
15	0.0	0.0	0.0	0.0	0.0	
16	0.0	0.0	0.0	0.0	0.0	
17 or older	0.0	0.0	0.0	0.0	0.0	
N of Valid	848	855	789	389	2881	
N of Miss	57	29	30	11	127	

Table 76: How old were you when you first: got suspended from school?










Response	6	8	10	12	Total	
Never	88.5	78.8	77.7	80.3	81.6	
10 or younger	6.9	6.6	7.3	3.8	6.5	
11	4.1	4.5	2.9	1.0	3.5	
12	0.6	5.1	4.1	3.1	3.2	
13	0.0	3.8	3.6	3.3	2.6	
14	0.0	1.2	2.8	2.1	1.4	
15	0.0	0.0	1.6	1.8	0.7	
16	0.0	0.0	0.0	2.3	0.3	
17 or older	0.0	0.0	0.0	2.3	0.3	
N of Valid	886	862	797	390	2935	
N of Miss	19	22	22	10	73	

Table 77: How old were you when you first: got arrested?










Response	6	8	10	12	Total	
Never	98.2	95.3	95.3	93.1	95.9	
10 or younger	1.0	0.8	0.5	0.8	0.8	
11	0.6	0.8	0.4	0.5	0.6	
12	0.2	0.9	0.6	0.5	0.6	
13	0.0	1.5	0.6	0.5	0.7	
14	0.0	0.6	0.9	0.5	0.5	
15	0.0	0.1	1.3	1.3	0.5	
16	0.0	0.0	0.4	2.1	0.4	
17 or older	0.0	0.0	0.0	0.8	0.1	
N of Valid	886	866	795	390	2937	
N of Miss	19	18	24	10	71	

Table 78: How old were you when you first: carried a handgun?










Response	6	8	10	12	Total	
Never	95.9	93.9	92.9	93.3	94.1	
10 or younger	2.0	2.1	1.4	0.8	1.7	
11	1.6	1.0	0.4	0.5	1.0	
12	0.5	1.0	0.9	0.8	0.8	
13	0.0	1.3	1.3	0.8	0.8	
14	0.0	0.6	1.3	0.5	0.6	
15	0.0	0.1	1.3	0.8	0.5	
16	0.0	0.0	0.6	1.3	0.3	
17 or older	0.0	0.0	0.0	1.3	0.2	
N of Valid	886	862	789	386	2923	
N of Miss	19	22	30	14	85	

Table 79: How old were you when you first: used e-cigarettes, e-cigars, or e-hookahs?










Response	6	8	10	12	Total	
Never	97.0	88.7	74.9	64.3	84.2	
10 or younger	1.6	0.9	0.5	0.5	1.0	
11	0.8	1.3	0.5	0.3	0.8	
12	0.6	3.0	1.0	0.3	1.4	
13	0.0	4.1	4.4	1.8	2.6	
14	0.0	1.9	9.7	2.1	3.4	
15	0.0	0.1	7.8	8.5	3.3	
16	0.0	0.0	1.1	14.7	2.3	
17 or older	0.1	0.0	0.0	7.7	1.1	
N of Valid	887	862	794	389	2932	
N of Miss	18	22	25	11	76	

Table 80: How old were you when you first: belonged to a gang?










Response	6	8	10	12	Total	
Never	97.5	95.4	94.8	97.7	96.2	
10 or younger	1.0	1.3	1.0	0.0	1.0	
11	1.1	0.9	0.5	0.5	0.8	
12	0.3	1.0	0.6	0.5	0.6	
13	0.0	0.8	0.6	0.0	0.4	
14	0.0	0.6	0.6	0.3	0.4	
15	0.0	0.0	1.8	0.3	0.5	
16	0.0	0.0	0.0	0.3	0.0	
17 or older	0.0	0.0	0.0	0.5	0.1	
N of Valid	883	864	794	388	2929	
N of Miss	22	20	25	12	79	

Table 81: How old were you when you first: used prescription drugs not prescribed to you?










Response	6	8	10	12	Total	
Never	98.1	95.8	84.6	78.0	91.1	
10 or younger	0.9	0.9	1.0	1.8	1.1	
11	0.9	0.6	0.8	0.0	0.6	
12	0.1	0.8	1.6	0.5	0.8	
13	0.0	1.5	2.4	2.3	1.4	
14	0.0	0.3	4.3	2.6	1.6	
15	0.0	0.0	4.5	3.4	1.7	
16	0.0	0.0	0.9	5.9	1.0	
17 or older	0.0	0.0	0.0	5.4	0.7	
N of Valid	884	860	797	387	2928	
N of Miss	21	24	22	13	80	

Table 82: How wrong do you think it is for someone your age to: take a handgun to school?





Response	6	8	10	12	Total	
Very wrong	91.9	88.6	86.5	88.7	89.0	
Wrong	6.0	8.6	10.3	8.5	8.3	
A little bit wrong	1.7	2.3	2.3	1.8	2.0	
Not at all wrong	0.4	0.5	0.9	1.0	0.6	
N of Valid	889	869	794	388	2940	
N of Miss	16	15	25	12	68	

Table 83: How wrong do you think it is for someone your age to: steal anything?





Response	6	8	10	12	Total	
Very wrong	77.6	63.2	59.5	68.6	67.3	
Wrong	18.8	30.8	31.5	27.1	26.9	
A little bit wrong	3.0	5.1	8.3	4.1	5.2	
Not at all wrong	0.6	0.9	0.6	0.3	0.6	
N of Valid	887	867	793	388	2935	
N of Miss	18	17	26	12	73	

Table 84: How wrong do you think it is for someone your age to: pick a fight with someone?





Response	6	8	10	12	Total	
Very wrong	59.5	44.4	36.6	45.0	47.0	
Wrong	26.9	33.2	37.4	33.2	32.4	
A little bit wrong	11.3	19.5	22.9	18.8	17.9	
Not at all wrong	2.3	2.9	3.2	2.9	2.8	
N of Valid	882	856	787	382	2907	
N of Miss	23	28	32	18	101	

Table 85: How wrong do you think it is for someone your age to: attack someone with the idea of seriously hurting them?





Response	6	8	10	12	Total	
Very wrong	89.3	77.9	72.0	75.9	79.5	
Wrong	7.0	15.5	21.1	18.1	14.8	
A little bit wrong	3.0	4.5	5.3	4.4	4.2	
Not at all wrong	0.7	2.1	1.6	1.6	1.5	
N of Valid	881	865	788	386	2920	
N of Miss	24	19	31	14	88	

Table 86: How wrong do you think it is for someone your age to: stay away from school all day when their parents think they are at school?





Response	6	8	10	12	Total	
Very wrong	83.6	65.6	52.0	42.3	64.3	
Wrong	13.4	25.6	30.9	33.2	24.4	
A little bit wrong	1.7	7.3	15.2	20.6	9.5	
Not at all wrong	1.2	1.5	1.9	3.9	1.8	
N of Valid	886	863	787	388	2924	
N of Miss	19	21	32	12	84	

Table 87: How wrong do you think it is for someone your age to: drink beer, wine or hard liquor (for example, vodka, whiskey, or gin) regularly?





Response	6	8	10	12	Total	
Very wrong	89.6	69.7	46.4	39.2	65.4	
Wrong	6.7	17.8	24.2	26.0	17.3	
A little bit wrong	3.2	8.7	21.8	25.3	12.7	
Not at all wrong	0.6	3.9	7.6	9.5	4.6	
N of Valid	883	867	789	388	2927	
N of Miss	22	17	30	12	81	

Table 88: How wrong do you think it is for someone your age to: smoke cigarettes?

Response	6	8	10	12	Total	
Very wrong	91.1	77.2	63.6	53.7	74.6	
Wrong	6.9	15.1	22.6	20.7	15.4	
A little bit wrong	1.7	5.2	10.3	17.1	7.1	
Not at all wrong	0.3	2.4	3.5	8.5	2.9	
N of Valid	885	865	789	387	2926	
N of Miss	20	19	30	13	82	

Table 89: How wrong do you think it is for someone your age to: smoke marijuana?

Response	6	8	10	12	Total	
Very wrong	95.0	78.3	53.2	43.0	71.9	
Wrong	2.9	9.4	19.3	18.6	11.3	
A little bit wrong	0.7	7.8	15.0	19.6	9.1	
Not at all wrong	1.4	4.5	12.5	18.8	7.6	
N of Valid	882	863	789	388	2922	
N of Miss	23	21	30	12	86	

Table 90: How wrong do you think it is for someone your age to: use prescription drugs or non-prescription drugs for the purpose of getting high?

Response	6	8	10	12	Total	
Very wrong	95.1	87.8	72.7	70.9	83.7	
Wrong	4.1	8.7	16.8	18.7	10.8	
A little bit wrong	0.6	2.0	8.2	9.1	4.2	
Not at all wrong	0.2	1.5	2.3	1.3	1.3	
N of Valid	878	863	791	385	2917	
N of Miss	27	21	28	15	91	

Table 91: How wrong do you think it is for someone your age to: use synthetic marijuana (K2, spice) or bath salts?





Response	6	8	10	12	Total	
Very wrong	95.3	89.0	81.7	84.0	88.2	
Wrong	3.1	7.8	11.6	10.6	7.8	
A little bit wrong	0.8	2.2	4.8	3.9	2.7	
Not at all wrong	0.8	1.0	1.9	1.6	1.3	
N of Valid	876	861	792	387	2916	
N of Miss	29	23	27	13	92	

Table 92: How wrong do you think it is for someone your age to: use LSD, cocaine, amphetamines or another illegal drug?





Response	6	8	10	12	Total	
Very wrong	97.3	92.8	87.5	86.0	91.8	
Wrong	2.2	4.9	8.7	10.9	5.9	
A little bit wrong	0.5	1.6	2.6	2.1	1.6	
Not at all wrong	0.1	0.7	1.1	1.0	0.7	
N of Valid	878	864	793	387	2922	
N of Miss	27	20	26	13	86	

Table 93: How wrong do you think it is for someone your age to: use e-cigarettes, e-cigars or e-hookahs?





Response	6	8	10	12	Total	
Very wrong	89.9	73.5	53.1	45.0	69.1	
Wrong	6.8	12.6	17.4	17.6	12.8	
A little bit wrong	2.0	8.8	17.3	19.4	10.5	
Not at all wrong	1.2	5.1	12.2	18.1	7.6	
N of Valid	880	865	794	387	2926	
N of Miss	25	19	25	13	82	

Table 94: At school during the past 12 months, did you receive help from the resource teacher, speech therapist or other special education teacher?



Response	6	8	10	12	Total	
No	75.8	86.4	90.3	91.3	85.0	
Yes	24.2	13.6	9.7	8.7	15.0	
N of Valid	761	759	713	345	2578	
N of Miss	144	125	106	55	430	

Table 95: How many times in the past year (12 months) have you: been suspended from school?







Response	6	8	10	12	Total	
Never	91.0	86.2	89.4	93.0	89.4	
1 to 2 times	7.4	10.3	8.1	6.3	8.3	
3 to 5 times	0.7	2.6	1.8	0.3	1.5	
6 to 9 times	0.6	0.6	0.5	0.3	0.5	
10 to 19 times	0.2	0.3	0.0	0.0	0.2	
20 to 29 times	0.1	0.0	0.3	0.3	0.1	
30 to 39 times	0.0	0.0	0.0	0.0	0.0	
40+ times	0.0	0.0	0.0	0.0	0.0	
N of Valid	880	860	792	383	2915	
N of Miss	25	24	27	17	93	

Table 96: How many times in the past year (12 months) have you: carried a handgun?









Response	6	8	10	12	Total	
Never	96.0	94.1	94.0	93.7	94.6	
1 to 2 times	2.6	3.0	1.9	2.1	2.5	
3 to 5 times	0.5	1.4	1.8	1.8	1.3	
6 to 9 times	0.5	0.5	0.5	0.8	0.5	
10 to 19 times	0.2	0.1	0.3	0.5	0.2	
20 to 29 times	0.1	0.0	0.8	0.0	0.2	
30 to 39 times	0.0	0.2	0.0	0.0	0.1	
40+ times	0.1	0.6	0.8	1.0	0.6	
N of Valid	878	854	788	383	2903	
N of Miss	27	30	31	17	105	

Table 97: How many times in the past year (12 months) have you: sold illegal drugs?








Response	6	8	10	12	Total	
Never	99.8	98.0	95.0	92.9	97.1	
1 to 2 times	0.0	1.1	1.8	3.4	1.2	
3 to 5 times	0.1	0.2	1.0	1.8	0.6	
6 to 9 times	0.0	0.4	1.1	0.3	0.4	
10 to 19 times	0.0	0.0	0.4	0.8	0.2	
20 to 29 times	0.1	0.1	0.4	0.0	0.2	
30 to 39 times	0.0	0.0	0.0	0.0	0.0	
40+ times	0.0	0.2	0.3	0.8	0.2	
N of Valid	876	851	784	381	2892	
N of Miss	29	33	35	19	116	

Table 98: How many times in the past year (12 months) have you: stolen or tried to steal a motor vehicle such as a car or motorcycle?







Response	6	8	10	12	Total	
Never	99.8	98.2	98.7	99.0	98.9	
1 to 2 times	0.2	1.3	1.1	0.3	0.8	
3 to 5 times	0.0	0.4	0.0	0.0	0.1	
6 to 9 times	0.0	0.1	0.0	0.5	0.1	
10 to 19 times	0.0	0.0	0.0	0.3	0.0	
20 to 29 times	0.0	0.0	0.1	0.0	0.0	
30 to 39 times	0.0	0.0	0.0	0.0	0.0	
40+ times	0.0	0.0	0.0	0.0	0.0	
N of Valid	877	853	788	382	2900	
N of Miss	28	31	31	18	108	

Table 99: How many times in the past year (12 months) have you: participated in clubs, organizations or activities at school?









Response	6	8	10	12	Total	
Never	35.7	25.8	25.2	29.7	29.1	
1 to 2 times	27.3	19.1	12.9	14.7	19.3	
3 to 5 times	14.5	16.5	11.3	10.5	13.7	
6 to 9 times	7.6	8.4	6.7	7.3	7.6	
10 to 19 times	3.8	6.8	7.1	8.9	6.3	
20 to 29 times	3.2	5.2	5.4	4.7	4.6	
30 to 39 times	0.8	1.9	3.0	2.4	1.9	
40+ times	7.1	16.3	28.3	21.8	17.5	
N of Valid	869	853	789	381	2892	
N of Miss	36	31	30	19	116	

Table 100: How many times in the past year (12 months) have you: been arrested?







Response	6	8	10	12	Total	
Never	98.5	96.6	96.6	96.9	97.2	
1 to 2 times	0.9	2.6	2.4	2.4	2.0	
3 to 5 times	0.3	0.5	0.9	0.5	0.6	
6 to 9 times	0.1	0.0	0.0	0.3	0.1	
10 to 19 times	0.0	0.2	0.1	0.0	0.1	
20 to 29 times	0.0	0.0	0.0	0.0	0.0	
30 to 39 times	0.1	0.1	0.0	0.0	0.1	
40+ times	0.0	0.0	0.0	0.0	0.0	
N of Valid	873	854	787	382	2896	
N of Miss	32	30	32	18	112	

Table 101: How many times in the past year (12 months) have you: attacked someone with the idea of seriously hurting them?


Response	6	8	10	12	Total	
Never	92.4	90.5	89.2	95.3	91.4	
1 to 2 times	5.3	6.8	6.9	3.4	5.9	
3 to 5 times	1.0	0.8	1.7	1.0	1.1	
6 to 9 times	0.8	0.8	0.9	0.3	0.8	
10 to 19 times	0.2	0.2	0.6	0.0	0.3	
20 to 29 times	0.1	0.2	0.0	0.0	0.1	
30 to 39 times	0.0	0.1	0.3	0.0	0.1	
40+ times	0.1	0.5	0.5	0.0	0.3	
N of Valid	874	856	785	381	2896	
N of Miss	31	28	34	19	112	

Table 102: How many times in the past year (12 months) have you: been drunk or high at school?


Response	6	8	10	12	Total	
Never	99.0	93.4	87.0	80.4	91.6	
1 to 2 times	0.7	4.0	7.1	9.9	4.6	
3 to 5 times	0.3	1.1	2.4	3.7	1.6	
6 to 9 times	0.0	0.9	1.1	2.1	0.9	
10 to 19 times	0.0	0.2	0.6	2.1	0.5	
20 to 29 times	0.0	0.1	0.5	0.5	0.2	
30 to 39 times	0.0	0.0	0.3	0.0	0.1	
40+ times	0.0	0.2	0.9	1.3	0.5	
N of Valid	876	853	784	383	2896	
N of Miss	29	31	35	17	112	

Table 103: How many times in the past year (12 months) have you: taken a handgun to school?






Response	6	8	10	12	Total	
Never	99.8	99.6	99.7	99.7	99.7	
1 to 2 times	0.2	0.2	0.0	0.0	0.1	
3 to 5 times	0.0	0.0	0.0	0.0	0.0	
6 to 9 times	0.0	0.1	0.0	0.0	0.0	
10 to 19 times	0.0	0.0	0.1	0.0	0.0	
20 to 29 times	0.0	0.0	0.0	0.0	0.0	
30 to 39 times	0.0	0.0	0.0	0.0	0.0	
40+ times	0.0	0.0	0.1	0.3	0.1	
N of Valid	877	855	783	382	2897	
N of Miss	28	29	36	18	111	

Table 104: Are you currently on probation, or assigned a probation officer with Juvenile Court?



Response	6	8	10	12	Total	
No	98.4	97.9	97.7	98.9	98.1	
Yes	1.6	2.1	2.3	1.1	1.9	
N of Valid	757	769	732	355	2613	
N of Miss	148	115	87	45	395	

Table 105: Have you ever belonged to a gang?






Response	6	8	10	12	Total	
No	94.2	94.5	92.6	95.3	94.0	
No, but would like to	1.4	0.6	1.1	1.6	1.1	
Yes, in the past	2.8	1.6	3.1	1.3	2.4	
Yes, belong now	1.6	3.0	2.6	1.8	2.3	
Yes, but would like to get out	0.0	0.2	0.5	0.0	0.2	
N of Valid	879	858	796	385	2918	
N of Miss	26	26	23	15	90	

Table 106: If you have ever belonged to a gang, did that gang have a name?

Response	6	8	10	12	Total
No	8.2	6.2	6.5	12.2	7.7
Yes	3.7	4.7	6.1	4.0	4.7
I have never belonged to a gang	88.2	89.1	87.3	83.8	87.6
N of Valid	871	852	781	377	2881
N of Miss	34	32	38	23	127

Table 107: You are at a party at someone's house, and one of your friends offers you a drink containing alcohol. What would you say or do?

Response	6	8	10	12	Total
Drink it	4.5	15.9	29.8	40.4	19.6
Tell your friend, 'No thanks, I don't drink' and suggest that you and your friend go and do something else	46.4	38.7	31.6	24.5	37.2
Just say, 'No thanks' and walk away	31.2	27.9	28.5	27.6	29.0
Make up a good excuse, tell your friend you had something else to do, and leave	17.9	17.6	10.1	7.6	14.3
N of Valid	862	843	785	384	2874
N of Miss	43	41	34	16	134

Table 108: How often do you attend religious services or activities?

Response	6	8	10	12	Total
Never	18.6	11.9	16.4	20.3	16.2
Rarely	19.5	23.2	24.4	25.5	22.8
1-2 Times a Month	14.5	16.2	15.5	17.4	15.7
About Once a Week or More	47.4	48.6	43.6	36.9	45.3
N of Valid	862	856	798	385	2901
N of Miss	43	28	21	15	107

Table 109: I think sometimes it's okay to cheat at school.





Response	6	8	10	12	Total	
NO!	69.3	40.9	19.8	16.4	40.5	
no	24.1	42.7	44.5	39.3	37.2	
yes	5.7	14.4	31.5	38.0	19.6	
YES!	0.9	2.0	4.1	6.2	2.8	
N of Valid	877	854	797	384	2912	
N of Miss	28	30	22	16	96	

Table 110: It is important to think before you act.





Response	6	8	10	12	Total	
NO!	2.2	1.3	1.3	1.6	1.6	
no	1.9	3.3	2.1	2.9	2.5	
yes	24.3	35.9	39.7	41.5	34.2	
YES!	71.6	59.5	56.9	54.0	61.7	
N of Valid	874	857	794	383	2908	
N of Miss	31	27	25	17	100	

Table 111: Sometimes I think that life is not worth it.





Response	6	8	10	12	Total	
NO!	60.3	49.4	37.7	33.0	47.2	
no	18.3	23.5	25.4	31.2	23.5	
yes	17.0	19.6	27.2	28.0	22.0	
YES!	4.4	7.6	9.6	7.9	7.2	
N of Valid	847	847	778	382	2854	
N of Miss	58	37	41	18	154	

Table 112: At times I think I am no good at all.

Response	6	8	10	12	Total	
NO!	41.3	35.1	24.3	26.6	32.9	
no	22.3	25.6	26.5	26.1	24.9	
yes	26.7	29.5	37.3	36.8	31.8	
YES!	9.6	9.8	11.8	10.5	10.4	
N of Valid	864	848	785	380	2877	
N of Miss	41	36	34	20	131	

Table 113: All in all, I am inclined to think that I am a failure.

Response	6	8	10	12	Total	
NO!	57.8	47.7	37.1	35.7	46.2	
no	24.8	31.6	36.8	40.9	32.2	
yes	12.1	13.7	19.3	17.8	15.3	
YES!	5.3	6.9	6.9	5.5	6.2	
N of Valid	856	844	788	381	2869	
N of Miss	49	40	31	19	139	

Table 114: In the past year, have you felt depressed or sad MOST days, even if you felt okay sometimes?

Response	6	8	10	12	Total	
NO!	34.3	37.0	24.9	24.3	31.2	
no	23.2	22.2	25.4	30.4	24.5	
yes	29.2	23.7	31.0	29.6	28.1	
YES!	13.3	17.1	18.8	15.7	16.2	
N of Valid	863	854	788	382	2887	
N of Miss	42	30	31	18	121	

Table 115: It is all right to beat up people if they start the fight.





Response	6	8	10	12	Total	
NO!	46.0	32.7	21.1	21.7	32.0	
no	21.9	20.7	26.3	29.2	23.7	
yes	19.3	25.4	31.3	27.2	25.4	
YES!	12.8	21.3	21.2	21.9	18.8	
N of Valid	857	847	782	383	2869	
N of Miss	48	37	37	17	139	

Table 116: I think it is okay to take something without asking if you can get away with it.





Response	6	8	10	12	Total	
NO!	78.3	66.4	51.8	50.7	63.9	
no	18.6	29.2	41.2	42.0	31.0	
yes	2.1	3.8	5.6	6.5	4.1	
YES!	0.9	0.7	1.4	0.8	1.0	
N of Valid	858	853	787	383	2881	
N of Miss	47	31	32	17	127	

Table 117: Where do you get the most information about living a drug and alcohol free life? Parents/guardians





Response	6	8	10	12	Total	
All the time	55.3	56.0	49.3	48.8	53.0	
Most	19.0	22.2	23.6	20.2	21.4	
Some	11.7	13.4	16.9	18.1	14.5	
Very little	14.0	8.4	10.2	12.9	11.1	
N of Valid	847	846	787	381	2861	
N of Miss	58	38	32	19	147	

Table 118: Where do you get the most information about living a drug and alcohol free life? Friends





Response	6	8	10	12	Total	
All the time	18.8	17.7	11.5	8.8	15.1	
Most	13.0	18.7	16.4	14.1	15.7	
Some	25.3	27.4	31.3	35.0	28.9	
Very little	42.8	36.2	40.9	42.2	40.2	
N of Valid	829	831	776	377	2813	
N of Miss	76	53	43	23	195	

Table 119: Where do you get the most information about living a drug and alcohol free life? Family members





Response	6	8	10	12	Total	
All the time	48.7	45.1	35.7	34.4	42.2	
Most	19.0	24.2	24.5	24.7	22.8	
Some	15.1	17.2	24.3	21.8	19.2	
Very little	17.2	13.4	15.5	19.2	15.9	
N of Valid	833	835	781	381	2830	
N of Miss	72	49	38	19	178	

Table 120: Where do you get the most information about living a drug and alcohol free life? School





Response	6	8	10	12	Total	
All the time	58.6	52.8	42.7	38.1	49.8	
Most	17.8	22.6	26.6	23.5	22.4	
Some	11.8	14.5	19.3	24.1	16.3	
Very little	11.7	10.1	11.4	14.3	11.5	
N of Valid	836	841	782	378	2837	
N of Miss	69	43	37	22	171	

Table 121: Where do you get the most information about living a drug and alcohol free life? Internet





Response	6	8	10	12	Total	
All the time	15.8	12.8	11.6	10.1	13.0	
Most	9.5	15.0	11.9	12.7	12.2	
Some	22.0	28.3	30.3	24.3	26.5	
Very little	52.8	44.0	46.2	52.9	48.4	
N of Valid	824	828	775	378	2805	
N of Miss	81	56	44	22	203	

Table 122: Where do you get the most information about living a drug and alcohol free life? TV





Response	6	8	10	12	Total	
All the time	22.0	16.6	12.6	10.1	16.2	
Most	15.5	18.3	14.9	14.9	16.1	
Some	24.2	31.6	34.5	32.2	30.3	
Very little	38.3	33.5	38.0	42.8	37.4	
N of Valid	831	824	777	376	2808	
N of Miss	74	60	42	24	200	

Table 123: Where do you get the most information about living a drug and alcohol free life? Social media





Response	6	8	10	12	Total	
All the time	16.6	14.1	10.9	8.8	13.2	
Most	9.7	15.7	10.4	11.5	11.9	
Some	18.8	27.5	30.6	26.5	25.7	
Very little	54.8	42.7	48.2	53.2	49.2	
N of Valid	817	815	772	374	2778	
N of Miss	88	69	47	26	230	

Table 124: How much do you think people risk harming themselves (physically or in other ways) if they: smoked one or more packs of cigarettes per day?





Response	6	8	10	12	Total	
No risk	10.6	7.8	4.6	4.2	7.3	
Slight risk	6.6	7.7	7.2	6.1	7.0	
Moderate risk	15.9	20.0	18.1	19.1	18.1	
Great risk	66.9	64.4	70.2	70.6	67.5	
N of Valid	849	841	768	377	2835	
N of Miss	56	43	51	23	173	

Table 125: How much do you think people risk harming themselves (physically or in other ways) if they: try marijuana once or twice?





Response	6	8	10	12	Total	
No risk	13.5	20.5	34.7	46.4	25.7	
Slight risk	19.7	27.2	29.5	25.6	25.4	
Moderate risk	25.5	20.4	17.1	12.5	20.0	
Great risk	41.4	31.8	18.7	15.5	28.9	
N of Valid	839	837	766	375	2817	
N of Miss	66	47	53	25	191	

Table 126: How much do you think people risk harming themselves (physically or in other ways) if they: smoke marijuana once or twice a week?





Response	6	8	10	12	Total	
No risk	12.0	14.0	21.4	30.1	17.6	
Slight risk	7.4	16.5	24.0	29.6	17.6	
Moderate risk	23.0	22.7	23.0	17.9	22.2	
Great risk	57.7	46.7	31.6	22.4	42.6	
N of Valid	836	828	762	375	2801	
N of Miss	69	56	57	25	207	

Table 127: How much do you think people risk harming themselves (physically or in other ways) if they: take one or two drinks of an alcoholic beverage (beer, wine, liquor) nearly every day?

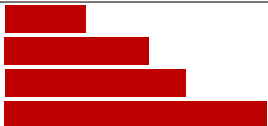
Response	6	8	10	12	Total	
No risk	12.1	11.5	9.2	9.1	10.7	
Slight risk	16.5	21.6	23.7	26.7	21.3	
Moderate risk	22.4	27.1	32.2	28.3	27.2	
Great risk	49.1	39.8	34.9	35.8	40.7	
N of Valid	844	844	768	374	2830	
N of Miss	61	40	51	26	178	

Table 128: How much do you think people risk harming themselves (physically or in other ways) if they: have five or more drinks of an alcoholic beverage once or twice a weekend?

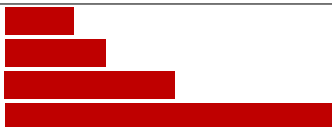
Response	6	8	10	12	Total	
No risk	11.4	8.8	6.2	7.4	8.7	
Slight risk	9.8	13.8	15.6	20.7	14.0	
Moderate risk	20.7	24.8	29.0	30.6	25.5	
Great risk	58.1	52.6	49.1	41.2	51.8	
N of Valid	840	842	768	376	2826	
N of Miss	65	42	51	24	182	

Table 129: How much do you think people risk harming themselves (physically or in other ways) if they: use prescription drugs that are not prescribed to them?


Response	6	8	10	12	Total	
No risk	10.4	7.4	4.7	4.0	7.1	
Slight risk	5.0	4.5	10.3	11.8	7.2	
Moderate risk	13.8	17.0	21.6	27.0	18.7	
Great risk	70.8	71.0	63.4	57.2	67.1	
N of Valid	839	839	768	374	2820	
N of Miss	66	45	51	26	188	

Table 130: How much do you think people risk harming themselves (physically or in other ways) if they: use non-prescription drugs to get high?

Response	6	8	10	12	Total
No risk	10.7	7.0	3.9	2.9	6.7
Slight risk	3.8	3.5	8.0	9.3	5.6
Moderate risk	11.0	17.3	21.1	28.5	18.0
Great risk	74.5	72.2	67.0	59.2	69.7
N of Valid	840	837	766	375	2818
N of Miss	65	47	53	25	190

Table 131: How much do you think people risk harming themselves (physically or in other ways) if they: use e-cigarettes, e-cigars, or e-hookahs?

Response	6	8	10	12	Total
No risk	14.9	17.7	23.2	25.7	19.4
Slight risk	16.9	25.0	30.8	35.3	25.5
Moderate risk	21.9	22.5	21.4	19.3	21.6
Great risk	46.3	34.8	24.6	19.8	33.5
N of Valid	834	841	767	374	2816
N of Miss	71	43	52	26	192

Table 132: Have you ever used smokeless tobacco (chew, snuff, plug, dipping tobacco, or chewing tobacco)?

Response	6	8	10	12	Total
Never	96.3	90.4	81.6	75.3	87.8
Once or Twice	3.0	6.0	8.4	11.7	6.5
Once in a while but not regularly	0.3	1.9	4.5	4.0	2.4
Regularly in the past	0.1	0.9	2.6	3.5	1.5
Regularly now	0.2	0.7	2.9	5.6	1.8
N of Valid	859	845	770	376	2850
N of Miss	46	39	49	24	158

Table 133: How often have you used smokeless tobacco during the past 30 days?


Response	6	8	10	12	Total	
Not at all	98.6	96.8	93.2	88.8	95.3	
Once or twice	0.9	1.9	3.6	3.7	2.3	
Once or twice per week	0.1	0.5	0.3	1.1	0.4	
Three to five times per week	0.1	0.4	0.3	0.5	0.3	
About once a day	0.1	0.2	0.9	0.8	0.5	
More than once a day	0.1	0.2	1.7	5.1	1.2	
N of Valid	857	844	769	376	2846	
N of Miss	48	40	50	24	162	

Table 134: Have you ever smoked cigarettes?


Response	6	8	10	12	Total	
Never	92.8	83.1	75.2	60.6	80.9	
Once or Twice	5.0	11.3	14.8	16.2	11.0	
Once in a while but not regularly	1.3	3.2	5.5	10.4	4.2	
Regularly in the past	0.8	1.8	2.7	6.4	2.4	
Regularly now	0.1	0.6	1.8	6.4	1.5	
N of Valid	859	840	770	376	2845	
N of Miss	46	44	49	24	163	

Table 135: How frequently have you smoked cigarettes during the past 30 days?


Response	6	8	10	12	Total	
Not at all	99.1	96.1	94.1	83.2	94.8	
Less than one cigarette per day	0.7	2.6	3.7	6.9	2.9	
One to five cigarettes per day	0.2	1.1	1.0	6.9	1.6	
About one-half pack per day	0.0	0.0	0.3	1.3	0.2	
About one pack per day	0.0	0.1	0.8	1.1	0.4	
About one and one-half packs per day	0.0	0.1	0.0	0.3	0.1	
Two packs or more per day	0.0	0.0	0.1	0.3	0.1	
N of Valid	857	845	765	375	2842	
N of Miss	48	39	54	25	166	

Table 136: Which statement best describes rules about smoking inside your home or your family cars?






Response	6	8	10	12	Total	
Smoking is not allowed anywhere inside your home or cars	64.3	66.7	69.5	66.9	66.8	
Smoking is allowed in some places and at some times or in some cars	11.5	11.8	10.7	14.0	11.7	
Smoking is allowed anywhere inside the home or cars	4.3	3.4	4.4	4.3	4.0	
There are no rules about smoking inside the home or cars	4.0	5.9	4.7	7.0	5.2	
I don't know	15.9	12.3	10.7	7.8	12.3	
N of Valid	844	832	767	372	2815	
N of Miss	61	52	52	28	193	

Table 137: Have you ever used e-cigarettes, e-cigars, or e-hookahs?






Response	6	8	10	12	Total	
Never	95.3	84.5	67.9	56.7	79.6	
Once or Twice	3.5	9.7	16.6	19.9	11.1	
Once in a while but not regularly	0.9	4.1	8.6	14.0	5.7	
Regularly in the past	0.0	1.0	4.3	6.5	2.3	
Regularly now	0.2	0.7	2.6	3.0	1.4	
N of Valid	849	834	769	372	2824	
N of Miss	56	50	50	28	184	

Table 138: How frequently have you used e-cigarettes, e-cigars, or e-hookahs?








Response	6	8	10	12	Total	
Not at all	98.9	94.0	84.6	77.7	90.7	
Less than 10 puffs per day	0.7	4.3	10.3	13.3	6.1	
10 to 50 puffs per day	0.2	1.2	3.8	5.4	2.2	
About one-half cartomiser per day	0.1	0.4	0.8	1.4	0.5	
About one cartomiser per day	0.0	0.1	0.4	0.8	0.3	
About one and one-half cartomisers per day	0.0	0.0	0.1	0.8	0.1	
Two cartomisers or more per day	0.0	0.0	0.0	0.5	0.1	
N of Valid	831	828	758	368	2785	
N of Miss	74	56	61	32	223	

Table 139: During this school year, were you taught in any of your classes about the dangers of tobacco use?






Response	6	8	10	12	Total	
Never	20.4	29.3	37.6	44.4	30.9	
Rarely	18.3	21.5	20.8	26.4	21.0	
Sometimes	21.9	23.5	22.8	18.8	22.2	
Often	22.2	14.1	13.6	7.1	15.5	
Almost always	17.2	11.6	5.3	3.3	10.5	
N of Valid	830	827	756	367	2780	
N of Miss	75	57	63	33	228	

Table 140: During the past 12 months, have you participated in any community activities to discourage people your age from using cigarettes, chewing tobacco, snuff, dip or cigars, e-cigarettes, e-cigars, or e-hookahs?






Response	6	8	10	12	Total	
Never	66.7	65.8	68.0	72.7	67.6	
Rarely	13.0	16.3	15.9	11.7	14.6	
Sometimes	10.4	10.3	9.9	8.5	10.0	
Often	4.8	4.9	4.5	5.5	4.8	
Almost always	5.1	2.7	1.7	1.6	3.0	
N of Valid	817	815	759	366	2757	
N of Miss	88	69	60	34	251	

Table 141: Think back over the last two weeks. How many times have you had five or more alcoholic drinks in a row?


Response	6	8	10	12	Total	
None	97.3	93.2	84.9	78.9	90.3	
Once	1.4	3.8	5.2	6.5	3.8	
Twice	1.0	1.8	4.1	6.2	2.8	
3-5 times	0.1	0.7	3.0	6.2	1.9	
6-9 times	0.1	0.0	1.1	0.8	0.4	
10 or more times	0.0	0.5	1.7	1.4	0.8	
N of Valid	830	825	757	370	2782	
N of Miss	75	59	62	30	226	

Table 142: During the past 30 days, how many times did you ride in a car or other vehicle driven by someone who had been drinking alcohol or using drugs to get high?


Response	6	8	10	12	Total	
0 times	90.1	88.0	83.0	77.9	85.9	
1 time	4.5	6.4	6.4	7.1	5.9	
2 or 3 times	2.8	3.4	5.0	8.7	4.4	
4 or 5 times	0.5	0.7	1.7	3.0	1.2	
6 or more times	2.1	1.5	3.8	3.3	2.5	
N of Valid	817	816	754	367	2754	
N of Miss	88	68	65	33	254	

Table 143: During the past 30 days, how many times did you drive a car or other vehicle when you had been drinking alcohol or using drugs to get high?

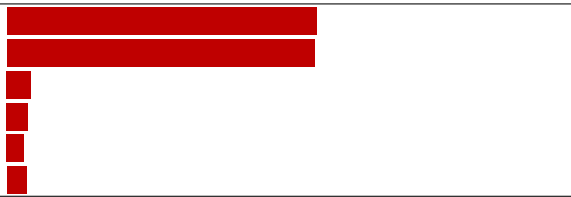
Response	6	8	10	12	Total	
I did not drive a car in the past 30 days	54.3	57.5	47.1	20.7	48.6	
0 times	45.1	40.4	49.5	68.8	48.2	
1 time	0.3	1.0	1.9	3.3	1.3	
2 or 3 times	0.3	0.6	0.8	3.0	0.9	
4 or 5 times	0.0	0.0	0.3	1.4	0.3	
6 or more times	0.1	0.4	0.4	3.0	0.7	
N of Valid	794	784	745	368	2691	
N of Miss	111	100	74	32	317	

Table 144: If you drank alcohol (not just a sip or taste) in the past year, how did you usually get it?













Response	6	8	10	12	Total	
I did not drink alcohol in the past year	92.9	81.7	62.2	47.4	75.1	
I bought it myself with a fake ID	0.1	0.0	0.3	0.8	0.2	
I bought it myself without a fake ID	0.0	0.0	0.3	0.8	0.2	
I got it from someone I know age 21 or older	1.0	4.4	11.4	22.2	7.7	
I got it from someone I know under age 21	0.7	2.5	7.6	5.8	3.8	
I got it from my brother or sister	0.4	0.6	0.9	1.1	0.7	
I got it from home with my parents' permission	2.5	2.7	6.1	5.8	4.0	
I got it from home without my parents' permission	0.7	2.6	2.9	1.1	1.9	
I got it from another relative	0.1	0.9	1.7	2.8	1.1	
A stranger bought it for me	0.0	0.2	0.9	1.7	0.6	
I took it from a store or shop	0.1	0.0	0.4	0.3	0.2	
Other	1.4	4.4	5.3	10.2	4.5	
N of Valid	808	804	753	361	2726	
N of Miss	97	80	66	39	282	

Table 145: If you drank alcohol (not just a sip or taste) in the past year, where did you usually drink it?











Response	6	8	10	12	Total	
I did not drink alcohol in the past year	93.8	83.1	63.0	50.8	76.5	
At my home	3.7	7.8	11.4	12.4	8.2	
At someone else's home	1.6	7.3	20.1	28.0	11.8	
At an open area like a park, beach, field, back road, woods, or a street corner	0.4	0.6	3.0	4.8	1.7	
At a sporting event or concert	0.0	0.1	0.1	0.3	0.1	
At a restaurant, bar, or a nightclub	0.2	0.0	0.5	1.4	0.4	
At an empty building or a construction site	0.0	0.0	0.3	0.3	0.1	
At a hotel/motel	0.1	0.4	0.4	0.6	0.3	
An a car	0.0	0.3	0.5	1.1	0.4	
At school	0.1	0.4	0.7	0.3	0.4	
N of Valid	807	795	743	354	2699	
N of Miss	98	89	76	46	309	

Table 146: How do you feel about someone your age having one or two drinks of an alcoholic beverage nearly every day?

Response	6	8	10	12	Total	
Neither approve nor disapprove	21.6	23.3	30.8	32.0	26.0	
Somewhat disapprove	5.6	14.4	22.8	24.3	15.4	
Strongly disapprove	57.7	51.1	39.8	34.8	47.7	
Don't know or can't say	15.1	11.3	6.7	8.8	10.8	
N of Valid	801	799	751	362	2713	
N of Miss	104	85	68	38	295	

Table 147: On how many occasions have you had alcoholic beverages (beer, wine or hard liquor) to drink in your lifetime - more than just a few sips?

Response	6	8	10	12	Total	
0	90.0	75.2	53.6	40.1	69.1	
1-2	6.4	10.6	14.6	12.9	10.7	
3-5	1.6	6.0	9.0	9.9	6.0	
6-9	1.2	2.9	7.1	8.2	4.3	
10-19	0.5	2.7	6.3	9.9	4.0	
20-39	0.0	1.1	4.5	7.4	2.5	
40	0.4	1.5	4.9	11.5	3.4	
N of Valid	829	819	756	364	2768	
N of Miss	76	65	63	36	240	

Table 148: On how many occasions have you drunk one of more drinks of an alcoholic beverage during the past 30 days?

Response	6	8	10	12	Total	
0	98.1	92.0	79.4	72.2	87.8	
1-2	1.1	4.7	11.5	14.6	6.8	
3-5	0.8	2.1	4.1	5.0	2.6	
6-9	0.0	0.5	2.4	3.9	1.3	
10-19	0.0	0.4	2.4	2.8	1.1	
20-39	0.0	0.1	0.0	1.1	0.2	
40	0.0	0.2	0.1	0.6	0.2	
N of Valid	827	817	754	363	2761	
N of Miss	78	67	65	37	247	

Table 149: On how many occasions have you used marijuana (grass, pot) or hashish (hash, hash oil) in your lifetime?


Response	6	8	10	12	Total	
0	97.3	89.7	74.8	59.3	83.9	
1-2	1.8	3.8	7.2	10.5	5.0	
3-5	0.1	1.7	4.0	2.5	2.0	
6-9	0.1	1.2	2.7	2.8	1.5	
10-19	0.0	1.2	3.6	3.0	1.7	
20-39	0.1	1.0	2.0	4.7	1.5	
40	0.5	1.4	5.8	17.2	4.4	
N of Valid	827	813	753	361	2754	
N of Miss	78	71	66	39	254	

Table 150: On how many occasions have you used marijuana (grass, pot) or hashish (hash, hash oil) during the past 30 days?


Response	6	8	10	12	Total	
0	99.2	95.2	89.5	78.3	92.6	
1-2	0.5	2.0	3.7	7.0	2.6	
3-5	0.1	1.1	1.7	4.7	1.5	
6-9	0.1	1.1	1.7	1.9	1.1	
10-19	0.1	0.2	1.6	2.5	0.9	
20-39	0.0	0.0	1.2	1.9	0.6	
40	0.0	0.4	0.5	3.6	0.7	
N of Valid	827	820	750	359	2756	
N of Miss	78	64	69	41	252	

Table 151: On how many occasions have you used LSD or other psychedelics in your lifetime?


Response	6	8	10	12	Total	
0	99.9	99.4	97.7	97.2	98.8	
1-2	0.0	0.4	1.7	1.7	0.8	
3-5	0.1	0.1	0.3	0.8	0.3	
6-9	0.0	0.0	0.1	0.3	0.1	
10-19	0.0	0.1	0.0	0.0	0.0	
20-39	0.0	0.0	0.0	0.0	0.0	
40	0.0	0.0	0.1	0.0	0.0	
N of Valid	815	821	753	359	2748	
N of Miss	90	63	66	41	260	

Table 152: On how many occasions have you used LSD or other psychedelics during the past 30 days?

Response	6	8	10	12	Total	
0	99.8	99.6	99.2	98.6	99.4	
1-2	0.0	0.2	0.7	1.4	0.4	
3-5	0.0	0.1	0.1	0.0	0.1	
6-9	0.1	0.0	0.0	0.0	0.0	
10-19	0.0	0.0	0.0	0.0	0.0	
20-39	0.0	0.0	0.0	0.0	0.0	
40	0.1	0.0	0.0	0.0	0.0	
N of Valid	814	819	752	360	2745	
N of Miss	91	65	67	40	263	

Table 153: On how many occasions have you used cocaine or crack in your lifetime?

Response	6	8	10	12	Total	
0	99.3	99.1	98.3	98.3	98.8	
1-2	0.4	0.7	1.3	1.1	0.8	
3-5	0.2	0.0	0.0	0.0	0.1	
6-9	0.0	0.1	0.1	0.3	0.1	
10-19	0.0	0.0	0.0	0.0	0.0	
20-39	0.1	0.0	0.1	0.3	0.1	
40	0.0	0.0	0.1	0.0	0.0	
N of Valid	822	821	752	360	2755	
N of Miss	83	63	67	40	253	

Table 154: On how many occasions have you used cocaine or crack during the past 30 days?

Response	6	8	10	12	Total	
0	99.8	99.9	99.9	98.9	99.7	
1-2	0.1	0.1	0.0	0.8	0.2	
3-5	0.0	0.0	0.1	0.0	0.0	
6-9	0.1	0.0	0.0	0.3	0.1	
10-19	0.0	0.0	0.0	0.0	0.0	
20-39	0.0	0.0	0.0	0.0	0.0	
40	0.0	0.0	0.0	0.0	0.0	
N of Valid	820	819	749	360	2748	
N of Miss	85	65	70	40	260	

Table 155: On how many occasions have you sniffed glue, breathed the contents of an aerosol spray can, or inhaled other gases or sprays, in order to get high in your lifetime?








Response	6	8	10	12	Total	
0	95.7	93.3	94.1	92.8	94.2	
1-2	2.8	4.8	3.1	4.2	3.6	
3-5	0.7	0.7	1.3	1.1	0.9	
6-9	0.1	0.5	0.8	1.1	0.5	
10-19	0.4	0.2	0.4	0.3	0.3	
20-39	0.0	0.1	0.1	0.3	0.1	
40	0.2	0.4	0.1	0.3	0.3	
N of Valid	823	821	748	359	2751	
N of Miss	82	63	71	41	257	

Table 156: On how many occasions have you sniffed glue, breathed the contents of an aerosol spray can, or inhaled other gases or sprays, in order to get high during the past 30 days?






Response	6	8	10	12	Total	
0	98.5	98.0	98.0	98.6	98.2	
1-2	1.0	1.3	1.3	0.8	1.2	
3-5	0.4	0.4	0.5	0.3	0.4	
6-9	0.1	0.1	0.0	0.3	0.1	
10-19	0.0	0.1	0.1	0.0	0.1	
20-39	0.0	0.0	0.0	0.0	0.0	
40	0.0	0.0	0.0	0.0	0.0	
N of Valid	819	816	746	361	2742	
N of Miss	86	68	73	39	266	

Table 157: On how many occasions have you used Daztrex in your lifetime?


Response	6	8	10	12	Total	
0	100.0	100.0	100.0	100.0	100.0	
1-2	0.0	0.0	0.0	0.0	0.0	
3-5	0.0	0.0	0.0	0.0	0.0	
6-9	0.0	0.0	0.0	0.0	0.0	
10-19	0.0	0.0	0.0	0.0	0.0	
20-39	0.0	0.0	0.0	0.0	0.0	
40	0.0	0.0	0.0	0.0	0.0	
N of Valid	811	811	747	360	2729	
N of Miss	94	73	72	40	279	

Table 158: On how many occasions have you used Daztrex during the past 30 days?


Response	6	8	10	12	Total	
0	100.0	100.0	100.0	100.0	100.0	
1-2	0.0	0.0	0.0	0.0	0.0	
3-5	0.0	0.0	0.0	0.0	0.0	
6-9	0.0	0.0	0.0	0.0	0.0	
10-19	0.0	0.0	0.0	0.0	0.0	
20-39	0.0	0.0	0.0	0.0	0.0	
40	0.0	0.0	0.0	0.0	0.0	
N of Valid	809	808	745	359	2721	
N of Miss	96	76	74	41	287	

Table 159: On how many occasions have you used synthetic marijuana (K2, spice) in your lifetime?








Response	6	8	10	12	Total	
0	99.0	96.6	93.7	93.3	96.1	
1-2	0.9	2.2	3.2	3.6	2.3	
3-5	0.0	0.7	1.6	1.1	0.8	
6-9	0.1	0.2	0.5	1.1	0.4	
10-19	0.0	0.0	0.5	0.3	0.2	
20-39	0.0	0.1	0.3	0.6	0.2	
40	0.0	0.1	0.1	0.0	0.1	
N of Valid	818	817	744	359	2738	
N of Miss	87	67	75	41	270	

Table 160: On how many occasions have you used synthetic marijuana (K2, spice) during the past 30 days?


Response	6	8	10	12	Total	
0	99.8	99.3	97.4	98.6	98.8	
1-2	0.2	0.4	1.9	1.1	0.8	
3-5	0.0	0.1	0.4	0.3	0.2	
6-9	0.0	0.1	0.1	0.0	0.1	
10-19	0.0	0.0	0.1	0.0	0.0	
20-39	0.0	0.0	0.0	0.0	0.0	
40	0.0	0.1	0.0	0.0	0.0	
N of Valid	813	811	745	359	2728	
N of Miss	92	73	74	41	280	

Table 161: On how many occasions have you used methamphetamines (meth, speed, crank, crystal meth) in your lifetime?


Response	6	8	10	12	Total	
0	99.4	99.0	98.7	99.4	99.1	
1-2	0.5	0.6	0.4	0.3	0.5	
3-5	0.1	0.1	0.4	0.0	0.2	
6-9	0.0	0.1	0.3	0.3	0.1	
10-19	0.0	0.1	0.1	0.0	0.1	
20-39	0.0	0.0	0.0	0.0	0.0	
40	0.0	0.0	0.1	0.0	0.0	
N of Valid	813	811	743	357	2724	
N of Miss	92	73	76	43	284	

Table 162: On how many occasions have you used methamphetamines (meth, speed, crank, crystal meth) in the past 30 days?


Response	6	8	10	12	Total	
0	99.9	99.8	99.7	100.0	99.8	
1-2	0.1	0.2	0.3	0.0	0.2	
3-5	0.0	0.0	0.0	0.0	0.0	
6-9	0.0	0.0	0.0	0.0	0.0	
10-19	0.0	0.0	0.0	0.0	0.0	
20-39	0.0	0.0	0.0	0.0	0.0	
40	0.0	0.0	0.0	0.0	0.0	
N of Valid	813	813	745	360	2731	
N of Miss	92	71	74	40	277	

Table 163: On how many occasions have you used other chemical products (bath salts, plant food, etc.) in your lifetime?


Response	6	8	10	12	Total	
0	98.2	98.8	98.4	99.7	98.6	
1-2	0.7	0.6	0.9	0.0	0.7	
3-5	0.5	0.4	0.3	0.0	0.3	
6-9	0.0	0.2	0.0	0.0	0.1	
10-19	0.2	0.0	0.1	0.0	0.1	
20-39	0.1	0.0	0.1	0.0	0.1	
40	0.2	0.0	0.1	0.3	0.1	
N of Valid	812	813	745	360	2730	
N of Miss	93	71	74	40	278	

Table 164: On how many occasions have you used other chemical products (bath salts, plant food, etc.) during the past 30 days?


Response	6	8	10	12	Total	
0	99.3	99.5	99.1	99.7	99.3	
1-2	0.6	0.4	0.7	0.0	0.5	
3-5	0.0	0.1	0.1	0.0	0.1	
6-9	0.0	0.0	0.1	0.0	0.0	
10-19	0.1	0.0	0.0	0.0	0.0	
20-39	0.0	0.0	0.0	0.0	0.0	
40	0.0	0.0	0.0	0.3	0.0	
N of Valid	814	812	743	359	2728	
N of Miss	91	72	76	41	280	

Table 165: On how many occasions have you used heroin or other opiates in your lifetime?


Response	6	8	10	12	Total	
0	99.9	99.4	98.9	98.1	99.2	
1-2	0.0	0.5	0.1	0.8	0.3	
3-5	0.0	0.0	0.8	0.8	0.3	
6-9	0.0	0.1	0.0	0.0	0.0	
10-19	0.0	0.0	0.0	0.0	0.0	
20-39	0.0	0.0	0.0	0.3	0.0	
40	0.1	0.0	0.1	0.0	0.1	
N of Valid	810	810	746	359	2725	
N of Miss	95	74	73	41	283	

Table 166: On how many occasions have you used heroin or other opiates during the past 30 days?


Response	6	8	10	12	Total	
0	99.9	99.8	99.7	99.7	99.8	
1-2	0.0	0.1	0.1	0.3	0.1	
3-5	0.0	0.1	0.1	0.0	0.1	
6-9	0.0	0.0	0.0	0.0	0.0	
10-19	0.1	0.0	0.0	0.0	0.0	
20-39	0.0	0.0	0.0	0.0	0.0	
40	0.0	0.0	0.0	0.0	0.0	
N of Valid	805	811	747	359	2722	
N of Miss	100	73	72	41	286	

Table 167: On how many occasions have you used MDMA ('X', 'E', or ecstasy) in your lifetime?


Response	6	8	10	12	Total	
0	100.0	99.1	98.9	96.7	99.0	
1-2	0.0	0.4	0.5	1.4	0.4	
3-5	0.0	0.4	0.1	0.8	0.3	
6-9	0.0	0.1	0.1	0.3	0.1	
10-19	0.0	0.0	0.1	0.0	0.0	
20-39	0.0	0.0	0.1	0.3	0.1	
40	0.0	0.0	0.0	0.6	0.1	
N of Valid	804	810	744	359	2717	
N of Miss	101	74	75	41	291	

Table 168: On how many occasions have you used MDMA ('X', 'E', or ecstasy) during the past 30 days?


Response	6	8	10	12	Total	
0	100.0	99.5	99.7	98.6	99.6	
1-2	0.0	0.4	0.3	0.8	0.3	
3-5	0.0	0.1	0.0	0.3	0.1	
6-9	0.0	0.0	0.0	0.0	0.0	
10-19	0.0	0.0	0.0	0.0	0.0	
20-39	0.0	0.0	0.0	0.3	0.0	
40	0.0	0.0	0.0	0.0	0.0	
N of Valid	800	809	739	358	2706	
N of Miss	105	75	80	42	302	

Table 169: On how many occasions have you taken prescription drugs (such as Valium, Xanax, Ritalin, Adderall, OxyContin, Darvocet, or sleeping pills) not prescribed to you in your lifetime?








Response	6	8	10	12	Total	
0	97.4	94.7	84.8	79.0	90.7	
1-2	1.4	2.6	5.4	7.0	3.6	
3-5	0.2	1.0	3.1	4.5	1.8	
6-9	0.4	0.5	1.9	2.8	1.1	
10-19	0.2	0.6	2.0	3.1	1.2	
20-39	0.2	0.1	1.3	1.4	0.7	
40	0.1	0.5	1.5	2.2	0.9	
N of Valid	811	810	745	357	2723	
N of Miss	94	74	74	43	285	

Table 170: On how many occasions have you taken prescription drugs (such as Valium, Xanax, Ritalin, Adderall, OxyContin, Darvocet, or sleeping pills) not prescribed to you during the past 30 days?








Response	6	8	10	12	Total	
0	99.1	98.0	92.5	92.2	96.1	
1-2	0.6	1.4	3.2	3.6	1.9	
3-5	0.1	0.4	2.4	2.2	1.1	
6-9	0.1	0.2	1.1	0.8	0.5	
10-19	0.0	0.0	0.4	0.6	0.2	
20-39	0.0	0.0	0.3	0.0	0.1	
40	0.0	0.0	0.1	0.6	0.1	
N of Valid	811	809	742	358	2720	
N of Miss	94	75	77	42	288	

Table 171: On how many occasions have you taken non-prescription medicines such as diet pills (for example, Dietac, Dexatrim or Prolamine), stay-awake pills (for example No-Doz, Vivarin, or Wake), or cough or cold medicines (robos, DXM, etc.) to get high in your lifetime?








Response	6	8	10	12	Total	
0	99.0	97.0	95.4	90.8	96.4	
1-2	0.5	1.6	0.9	2.8	1.2	
3-5	0.1	0.4	1.6	2.2	0.9	
6-9	0.1	0.5	0.3	1.9	0.5	
10-19	0.1	0.4	0.5	0.3	0.3	
20-39	0.0	0.1	0.5	0.6	0.3	
40	0.1	0.0	0.7	1.4	0.4	
N of Valid	808	810	745	359	2722	
N of Miss	97	74	74	41	286	

Table 172: On how many occasions have you taken non-prescription medicines such as diet pills (for example, Dietac, Dexatrim or Prolamine), stay-awake pills (for example No-Doz, Vivarin, or Wake), or cough or cold medicines (robos, DXM, etc.) to get high during the past 30 days?








Response	6	8	10	12	Total	
0	99.5	99.3	97.4	96.4	98.5	
1-2	0.2	0.2	1.2	2.5	0.8	
3-5	0.0	0.2	0.4	1.1	0.3	
6-9	0.2	0.1	0.4	0.0	0.2	
10-19	0.0	0.1	0.3	0.0	0.1	
20-39	0.0	0.0	0.1	0.0	0.0	
40	0.0	0.0	0.1	0.0	0.0	
N of Valid	806	810	743	358	2717	
N of Miss	99	74	76	42	291	

Table 173: On how many occasions have you been drunk or very high from drinking alcoholic beverages during the past 30 days?








Response	6	8	10	12	Total	
0	99.0	94.4	86.2	79.8	91.6	
1-2	0.7	3.1	6.4	9.5	4.1	
3-5	0.2	1.4	3.8	3.6	2.0	
6-9	0.0	0.4	2.3	4.5	1.3	
10-19	0.0	0.4	0.9	1.7	0.6	
20-39	0.0	0.2	0.3	0.6	0.2	
40	0.0	0.1	0.1	0.3	0.1	
N of Valid	813	807	738	357	2715	
N of Miss	92	77	81	43	293	

Table 174: On how many occasions have you drunk flavored alcoholic beverages, sometimes called 'alcopops' (like Mike's Hard Lemonade, Smirnoff Ice, Bacardi Breezers, etc.) in your lifetime?








Response	6	8	10	12	Total	
0	96.2	85.2	66.9	59.1	80.1	
1-2	2.2	6.7	13.0	10.1	7.5	
3-5	0.9	4.2	6.9	6.7	4.3	
6-9	0.4	1.4	3.8	7.3	2.5	
10-19	0.4	2.0	5.3	5.3	2.8	
20-39	0.0	0.0	1.8	4.5	1.1	
40	0.0	0.6	2.3	7.0	1.7	
N of Valid	814	809	738	357	2718	
N of Miss	91	75	81	43	290	

Table 175: On how many occasions have you drunk flavored alcoholic beverages, sometimes called 'alcopops' (like Mike's Hard Lemonade, Smirnoff Ice, Bacardi Breezers, etc.) during the past 30 days?








Response	6	8	10	12	Total	
0	98.8	94.4	85.9	81.8	91.7	
1-2	0.6	3.2	8.7	10.6	4.9	
3-5	0.5	1.4	3.4	3.1	1.9	
6-9	0.0	0.6	1.3	2.2	0.8	
10-19	0.1	0.2	0.3	0.8	0.3	
20-39	0.0	0.1	0.3	0.8	0.2	
40	0.0	0.0	0.1	0.6	0.1	
N of Valid	814	808	744	357	2723	
N of Miss	91	76	75	43	285	

Table 176: If you used prescription drugs or over the counter drugs without a doctor telling you to use it or for the purpose of getting high, where did you get these drugs? - Did not use



Response	6	8	10	12	Total	
No	15.7	11.9	20.4	25.2	17.1	
Yes	84.3	88.1	79.6	74.8	82.9	
N of Valid	905	884	819	400	3008	
N of Miss	0	0	0	0	0	

Table 177: If you used prescription drugs or over the counter drugs without a doctor telling you to use it or for the purpose of getting high, where did you get these drugs? - Bought or took from store or shop



Response	6	8	10	12	Total	
No	99.9	99.9	99.3	98.8	99.6	
Yes	0.1	0.1	0.7	1.2	0.4	
N of Valid	905	884	819	400	3008	
N of Miss	0	0	0	0	0	

Table 178: If you used prescription drugs or over the counter drugs without a doctor telling you to use it or for the purpose of getting high, where did you get these drugs? - Got from parents with permission



Response	6	8	10	12	Total	
No	99.2	99.2	98.5	98.2	98.9	
Yes	0.8	0.8	1.5	1.8	1.1	
N of Valid	905	884	819	400	3008	
N of Miss	0	0	0	0	0	

Table 179: If you used prescription drugs or over the counter drugs without a doctor telling you to use it or for the purpose of getting high, where did you get these drugs? - Got from home without permission



Response	6	8	10	12	Total	
No	99.8	99.1	97.9	98.8	98.9	
Yes	0.2	0.9	2.1	1.2	1.1	
N of Valid	905	884	819	400	3008	
N of Miss	0	0	0	0	0	

Table 180: If you used prescription drugs or over the counter drugs without a doctor telling you to use it or for the purpose of getting high, where did you get these drugs? - Got from relative with permission



Response	6	8	10	12	Total	
No	99.7	99.9	99.3	99.5	99.6	
Yes	0.3	0.1	0.7	0.5	0.4	
N of Valid	905	884	819	400	3008	
N of Miss	0	0	0	0	0	

Table 181: If you used prescription drugs or over the counter drugs without a doctor telling you to use it or for the purpose of getting high, where did you get these drugs? - Got from relative without permission



Response	6	8	10	12	Total	
No	99.7	100.0	99.5	99.5	99.7	
Yes	0.3	0.0	0.5	0.5	0.3	
N of Valid	905	884	819	400	3008	
N of Miss	0	0	0	0	0	

Table 182: If you used prescription drugs or over the counter drugs without a doctor telling you to use it or for the purpose of getting high, where did you get these drugs? -
Got from friend's home with permission



Response	6	8	10	12	Total	
No	99.7	99.7	98.2	98.8	99.1	
Yes	0.3	0.3	1.8	1.2	0.9	
N of Valid	905	884	819	400	3008	
N of Miss	0	0	0	0	0	

Table 183: If you used prescription drugs or over the counter drugs without a doctor telling you to use it or for the purpose of getting high, where did you get these drugs? -
Got from friend's home without permission



Response	6	8	10	12	Total	
No	99.9	100.0	99.1	99.0	99.6	
Yes	0.1	0.0	0.9	1.0	0.4	
N of Valid	905	884	819	400	3008	
N of Miss	0	0	0	0	0	

Table 184: If you used prescription drugs or over the counter drugs without a doctor telling you to use it or for the purpose of getting high, where did you get these drugs? -
Got from friend at school



Response	6	8	10	12	Total	
No	99.7	99.7	97.2	98.0	98.8	
Yes	0.3	0.3	2.8	2.0	1.2	
N of Valid	905	884	819	400	3008	
N of Miss	0	0	0	0	0	

Table 185: If you used prescription drugs or over the counter drugs without a doctor telling you to use it or for the purpose of getting high, where did you get these drugs? -
Got from friend at party



Response	6	8	10	12	Total	
No	99.8	99.4	98.4	97.0	98.9	
Yes	0.2	0.6	1.6	3.0	1.1	
N of Valid	905	884	819	400	3008	
N of Miss	0	0	0	0	0	

Table 186: If you used prescription drugs or over the counter drugs without a doctor telling you to use it or for the purpose of getting high, where did you get these drugs? -
Got from friend, elsewhere



Response	6	8	10	12	Total	
No	99.7	99.1	97.6	94.0	98.2	
Yes	0.3	0.9	2.4	6.0	1.8	
N of Valid	905	884	819	400	3008	
N of Miss	0	0	0	0	0	

Table 187: If you used prescription drugs or over the counter drugs without a doctor telling you to use it or for the purpose of getting high, where did you get these drugs? -
Got from internet sale



Response	6	8	10	12	Total	
No	100.0	99.9	99.9	99.8	99.9	
Yes	0.0	0.1	0.1	0.2	0.1	
N of Valid	905	884	819	400	3008	
N of Miss	0	0	0	0	0	

Table 188: During the last month, about how many marijuana cigarettes, or the equivalent, did you smoke a day, on the average?








Response	6	8	10	12	Total	
None	98.5	94.0	89.4	81.7	92.4	
Less than 1 a day	0.6	2.5	5.3	7.9	3.4	
1 a day	0.1	0.9	1.1	3.7	1.1	
2-3 a day	0.5	1.7	2.2	4.5	1.9	
4-6 a day	0.0	0.5	0.5	1.1	0.4	
7-10 a day	0.0	0.0	0.7	0.6	0.3	
11 or more a day	0.3	0.4	0.8	0.6	0.5	
N of Valid	786	802	734	355	2677	
N of Miss	119	82	85	45	331	

Table 189: How wrong do your friends feel it would be for YOU to: have one or two drinks of an alcoholic beverage nearly every day?


Response	6	8	10	12	Total	
Very wrong	85.8	66.1	43.5	37.3	61.9	
Wrong	8.7	17.0	22.3	21.3	16.6	
A little bit wrong	4.2	10.6	21.9	24.1	13.6	
Not at all wrong	1.4	6.3	12.4	17.4	8.0	
N of Valid	786	805	727	357	2675	
N of Miss	119	79	92	43	333	

Table 190: How wrong do your friends feel it would be for YOU to: smoke tobacco?


Response	6	8	10	12	Total	
Very wrong	88.8	72.7	53.5	43.4	68.3	
Wrong	7.2	15.5	22.1	20.6	15.5	
A little bit wrong	3.1	7.3	14.0	18.3	9.3	
Not at all wrong	1.0	4.5	10.5	17.7	6.9	
N of Valid	783	796	724	355	2658	
N of Miss	122	88	95	45	350	

Table 191: How wrong do your friends feel it would be for YOU to: smoke marijuana?


Response	6	8	10	12	Total	
Very wrong	90.9	72.5	44.0	35.0	65.1	
Wrong	5.5	11.1	16.7	16.1	11.6	
A little bit wrong	2.0	7.8	18.5	18.1	10.4	
Not at all wrong	1.5	8.7	20.8	30.8	12.8	
N of Valid	782	795	725	354	2656	
N of Miss	123	89	94	46	352	

Table 192: How wrong do your friends feel it would be for YOU to: use prescription drugs not prescribed to you?





Response	6	8	10	12	Total	
Very wrong	90.8	79.7	59.2	57.5	74.5	
Wrong	5.6	12.6	21.9	17.7	13.8	
A little bit wrong	2.7	5.1	11.5	11.8	7.0	
Not at all wrong	0.9	2.5	7.4	13.0	4.7	
N of Valid	783	799	721	355	2658	
N of Miss	122	85	98	45	350	

Table 193: How wrong would most adults (over 21) in your neighborhood think it is for kids your age: to use marijuana?





Response	6	8	10	12	Total	
Very wrong	90.2	79.4	68.0	53.1	75.9	
Wrong	6.8	10.3	18.0	23.6	13.2	
A little bit wrong	1.9	6.5	7.9	11.8	6.3	
Not at all wrong	1.0	3.8	6.2	11.5	4.7	
N of Valid	774	796	724	356	2650	
N of Miss	131	88	95	44	358	

Table 194: How wrong would most adults (over 21) in your neighborhood think it is for kids your age: to drink alcohol?





Response	6	8	10	12	Total	
Very wrong	85.9	74.1	59.8	44.9	69.7	
Wrong	9.3	13.6	20.5	23.0	15.5	
A little bit wrong	2.8	7.3	14.7	23.0	10.1	
Not at all wrong	1.9	4.9	5.1	9.0	4.7	
N of Valid	773	793	723	356	2645	
N of Miss	132	91	96	44	363	

Table 195: How wrong would most adults (over 21) in your neighborhood think it is for kids your age: to smoke cigarettes?





Response	6	8	10	12	Total	
Very wrong	86.2	78.0	67.1	50.8	73.8	
Wrong	9.1	11.6	19.3	24.6	14.7	
A little bit wrong	2.7	7.2	7.7	12.4	6.7	
Not at all wrong	1.9	3.3	5.8	12.1	4.8	
N of Valid	770	794	724	354	2642	
N of Miss	135	90	95	46	366	

Table 196: How much do each of the following statements describe your neighborhood? crime and/or drug selling





Response	6	8	10	12	Total	
NO!	78.3	69.7	63.9	60.4	69.3	
no	13.1	19.8	23.1	24.2	19.4	
yes	7.0	6.8	10.2	12.6	8.6	
YES!	1.6	3.7	2.9	2.8	2.7	
N of Valid	761	791	728	356	2636	
N of Miss	144	93	91	44	372	

Table 197: How much do each of the following statements describe your neighborhood? fights





Response	6	8	10	12	Total	
NO!	69.1	66.4	63.3	64.0	66.0	
no	15.8	20.4	24.4	27.8	21.2	
yes	10.9	9.6	10.5	7.0	9.9	
YES!	4.2	3.5	1.8	1.1	2.9	
N of Valid	764	789	725	356	2634	
N of Miss	141	95	94	44	374	

Table 198: How much do each of the following statements describe your neighborhood? lots of empty or abandoned buildings





Response	6	8	10	12	Total	
NO!	76.1	68.5	65.0	64.8	69.2	
no	17.0	22.4	24.6	25.6	21.9	
yes	4.9	6.8	8.7	8.7	7.0	
YES!	2.0	2.3	1.7	0.8	1.8	
N of Valid	758	790	723	355	2626	
N of Miss	147	94	96	45	382	

Table 199: How much do each of the following statements describe your neighborhood? lots of graffiti





Response	6	8	10	12	Total	
NO!	84.3	77.8	72.6	71.2	77.3	
no	12.4	19.2	24.9	28.0	20.0	
yes	2.0	1.4	2.1	0.6	1.7	
YES!	1.3	1.7	0.4	0.3	1.0	
N of Valid	743	778	720	354	2595	
N of Miss	162	106	99	46	413	

Table 200: I feel safe in my neighborhood.





Response	6	8	10	12	Total	
NO!	9.0	8.4	4.3	5.7	7.1	
no	7.6	9.7	8.0	5.1	8.0	
yes	31.5	30.5	40.8	40.5	34.9	
YES!	51.9	51.4	46.9	48.7	49.9	
N of Valid	763	790	721	353	2627	
N of Miss	142	94	98	47	381	

Table 201: If a kid smoked marijuana in your neighborhood would he or she be caught by the police?

Response	6	8	10	12	Total	
NO!	12.8	15.7	17.8	26.6	16.9	
no	23.6	34.3	47.3	51.0	37.1	
yes	27.5	26.5	23.7	16.3	24.6	
YES!	36.2	23.5	11.2	6.0	21.4	
N of Valid	743	775	721	349	2588	
N of Miss	162	109	98	51	420	

Table 202: If a kid drank some beer, wine or hard liquor (for example, vodka, whiskey, or gin) in your neighborhood would he or she be caught by the police?

Response	6	8	10	12	Total	
NO!	15.2	19.6	23.5	31.7	21.1	
no	28.4	39.0	53.7	51.7	41.8	
yes	26.6	23.7	15.2	11.7	20.5	
YES!	29.9	17.6	7.6	4.9	16.6	
N of Valid	737	771	719	350	2577	
N of Miss	168	113	100	50	431	

Table 203: If a kid carried a handgun in your neighborhood would he or she be caught by the police?

Response	6	8	10	12	Total	
NO!	14.2	15.4	15.8	23.1	16.2	
no	18.5	26.2	34.2	34.3	27.3	
yes	26.9	28.9	30.1	28.6	28.6	
YES!	40.3	29.5	19.9	14.0	27.9	
N of Valid	739	775	717	350	2581	
N of Miss	166	109	102	50	427	

Table 204: If you wanted to get some cigarettes, how easy would it be for you to get some?





Response	6	8	10	12	Total	
Very hard	73.9	59.1	30.6	17.5	49.6	
Sort of hard	10.7	12.1	18.8	9.8	13.3	
Sort of easy	8.3	15.5	23.6	18.4	16.2	
Very easy	7.2	13.3	27.0	54.3	21.0	
N of Valid	723	767	719	348	2557	
N of Miss	182	117	100	52	451	

Table 205: If you wanted to get some beer, wine or hard liquor (for example, vodka, whiskey, or gin), how easy would it be for you to get some?





Response	6	8	10	12	Total	
Very hard	74.2	51.3	22.4	17.1	44.9	
Sort of hard	10.2	16.1	15.3	12.8	13.7	
Sort of easy	8.4	16.2	29.4	25.1	19.0	
Very easy	7.2	16.5	32.9	45.0	22.4	
N of Valid	718	759	720	351	2548	
N of Miss	187	125	99	49	460	

Table 206: If you wanted to get a drug like cocaine, LSD, or amphetamines, how easy would it be for you to get some?





Response	6	8	10	12	Total	
Very hard	92.7	86.4	65.4	53.1	77.7	
Sort of hard	3.8	6.7	17.8	23.7	11.4	
Sort of easy	1.5	3.6	8.9	13.4	5.9	
Very easy	2.0	3.3	7.9	9.7	5.1	
N of Valid	715	760	719	350	2544	
N of Miss	190	124	100	50	464	

Table 207: If you wanted to get a handgun, how easy would it be for you to get one?





Response	6	8	10	12	Total	
Very hard	74.4	65.1	51.6	46.4	61.4	
Sort of hard	11.5	15.8	19.3	19.2	16.1	
Sort of easy	7.5	9.0	12.1	12.6	9.9	
Very easy	6.5	10.1	17.0	21.8	12.6	
N of Valid	719	759	719	349	2546	
N of Miss	186	125	100	51	462	

Table 208: If you wanted to get some marijuana, how easy would it be for you to get some?





Response	6	8	10	12	Total	
Very hard	89.1	70.6	38.2	23.6	60.2	
Sort of hard	4.8	8.9	11.9	8.3	8.5	
Sort of easy	3.1	8.7	18.3	19.5	11.3	
Very easy	3.1	11.8	31.6	48.6	20.0	
N of Valid	714	755	712	348	2529	
N of Miss	191	129	107	52	479	

Table 209: If you wanted to get prescription drugs for the purpose of getting high, how easy would it be for you to get some?





Response	6	8	10	12	Total	
Very hard	83.1	69.2	39.1	32.7	59.5	
Sort of hard	6.5	9.5	17.0	16.0	11.7	
Sort of easy	5.1	9.7	18.7	21.2	12.5	
Very easy	5.3	11.6	25.2	30.1	16.3	
N of Valid	711	756	717	349	2533	
N of Miss	194	128	102	51	475	

Table 210: If you wanted to get synthetic marijuana such as K2 or chemical products such as bath salts to get high, how easy would it be for you to get some?





Response	6	8	10	12	Total	
Very hard	89.9	82.9	59.4	49.1	73.6	
Sort of hard	4.9	7.9	15.4	20.0	10.8	
Sort of easy	2.8	3.7	12.8	15.7	7.7	
Very easy	2.4	5.5	12.4	15.1	7.9	
N of Valid	714	759	716	350	2539	
N of Miss	191	125	103	50	469	

Table 211: If you wanted to get steroids to use or to enhance athletic performance, how easy would it be for you to get some?





Response	6	8	10	12	Total	
Very hard	90.7	85.3	66.0	53.3	76.9	
Sort of hard	6.1	7.9	16.6	23.8	12.0	
Sort of easy	1.7	3.2	10.0	12.3	6.0	
Very easy	1.6	3.7	7.4	10.6	5.1	
N of Valid	708	760	718	349	2535	
N of Miss	197	124	101	51	473	

Table 212: If you wanted to get e-cigarettes, e-cigars, or e-hookahs, how easy would it be for you to get some?





Response	6	8	10	12	Total	
Very hard	85.8	69.6	38.3	24.6	59.1	
Sort of hard	5.8	9.5	12.4	8.6	9.1	
Sort of easy	3.9	8.8	19.2	16.0	11.4	
Very easy	4.5	12.1	30.1	50.7	20.4	
N of Valid	711	760	718	349	2538	
N of Miss	194	124	101	51	470	

Table 213: During the past 12 months, have you participated in any alcohol prevention programs or seen any alcohol prevention messages in your school or community? Yes, a school-based program focused on preventing underage drinking and/or drinking and driving.



Response	6	8	10	12	Total	
No	75.2	77.1	81.2	86.5	78.9	
Yes	24.8	22.9	18.8	13.5	21.1	
N of Valid	905	884	819	400	3008	
N of Miss	0	0	0	0	0	

Table 214: During the past 12 months, have you participated in any alcohol prevention programs or seen any alcohol prevention messages in your school or community? Yes, a community-based program focused on preventing underage drinking and/or drinking and driving (for example, through your church or temple or through youth groups like Boys and Girls Club or 4-H).



Response	6	8	10	12	Total	
No	93.4	92.5	95.5	95.0	93.9	
Yes	6.6	7.5	4.5	5.0	6.1	
N of Valid	905	884	819	400	3008	
N of Miss	0	0	0	0	0	

Table 215: During the past 12 months, have you participated in any alcohol prevention programs or seen any alcohol prevention messages in your school or community? Yes, a media campaign addressing underage drinking and/or drinking and driving (for example, newspaper ads, posters, pamphlets, radio, TV).



Response	6	8	10	12	Total	
No	90.6	88.7	88.8	90.5	89.5	
Yes	9.4	11.3	11.2	9.5	10.5	
N of Valid	905	884	819	400	3008	
N of Miss	0	0	0	0	0	

Table 216: During the past 12 months, have you participated in any alcohol prevention programs or seen any alcohol prevention messages in your school or community? No



Response	6	8	10	12	Total	
No	52.2	45.9	41.0	35.8	45.1	
Yes	47.8	54.1	59.0	64.2	54.9	
N of Valid	905	884	819	400	3008	
N of Miss	0	0	0	0	0	

Table 217: How wrong do your parents feel it would be for YOU to: have one or two drinks of an alcoholic beverage nearly every day?

Response	6	8	10	12	Total	
Very wrong	92.9	86.8	81.9	73.1	85.4	
Wrong	5.2	8.5	11.6	17.1	9.6	
A little bit wrong	1.9	3.4	4.9	6.0	3.7	
Not at all wrong	0.0	1.3	1.7	3.7	1.4	
N of Valid	751	773	717	350	2591	
N of Miss	154	111	102	50	417	

Table 218: How wrong do your parents feel it would be for YOU to: smoke tobacco?

Response	6	8	10	12	Total	
Very wrong	97.5	92.9	88.0	74.8	90.4	
Wrong	2.0	4.7	8.2	12.3	5.9	
A little bit wrong	0.4	1.3	2.4	8.9	2.4	
Not at all wrong	0.1	1.2	1.4	4.0	1.3	
N of Valid	753	772	717	349	2591	
N of Miss	152	112	102	51	417	

Table 219: How wrong do your parents feel it would be for YOU to: smoke marijuana?

Response	6	8	10	12	Total	
Very wrong	97.6	90.9	81.5	69.0	87.3	
Wrong	1.6	5.0	9.8	13.8	6.5	
A little bit wrong	0.3	2.3	5.7	9.8	3.7	
Not at all wrong	0.5	1.8	2.9	7.5	2.5	
N of Valid	745	767	715	348	2575	
N of Miss	160	117	104	52	433	

Table 220: How wrong do your parents feel it would be for YOU to: use prescription drugs not prescribed to you?





Response	6	8	10	12	Total	
Very wrong	96.8	94.3	88.5	82.9	91.8	
Wrong	2.1	3.9	5.7	10.6	4.8	
A little bit wrong	0.8	0.8	3.3	2.9	1.8	
Not at all wrong	0.3	1.0	2.5	3.7	1.6	
N of Valid	746	767	719	350	2582	
N of Miss	159	117	100	50	426	

Table 221: How wrong do your parents feel it would be for YOU to: steal something worth more than \$5?





Response	6	8	10	12	Total	
Very wrong	89.1	83.4	81.4	82.8	84.4	
Wrong	8.1	12.2	13.0	12.9	11.3	
A little bit wrong	2.5	3.5	4.3	2.6	3.3	
Not at all wrong	0.3	0.9	1.3	1.7	0.9	
N of Valid	750	771	715	349	2585	
N of Miss	155	113	104	51	423	

Table 222: How wrong do your parents feel it would be for YOU to: draw graffiti, write things, or draw pictures on buildings or other property (without the owner's permission)?





Response	6	8	10	12	Total	
Very wrong	91.4	86.6	82.1	81.1	86.0	
Wrong	5.8	8.9	12.2	13.7	9.6	
A little bit wrong	1.9	3.2	3.6	3.7	3.0	
Not at all wrong	0.9	1.2	2.1	1.4	1.4	
N of Valid	745	771	716	350	2582	
N of Miss	160	113	103	50	426	

Table 223: How wrong do your parents feel it would be for YOU to: pick a fight with someone?





Response	6	8	10	12	Total	
Very wrong	74.7	66.0	58.6	59.1	65.5	
Wrong	16.8	20.6	24.0	24.3	20.9	
A little bit wrong	6.4	10.6	14.4	12.6	10.7	
Not at all wrong	2.1	2.7	3.1	4.0	2.8	
N of Valid	752	770	717	350	2589	
N of Miss	153	114	102	50	419	

Table 224: During the past 12 months, have you talked with at least one of your parents about the dangers of underage drinking and/or drinking and driving? By parents, we mean either your biological parents, adoptive parents, stepparents, or adult guardians - whether or not they live with you.



Response	6	8	10	12	Total	
No	47.3	48.5	50.8	51.0	49.1	
Yes	52.7	51.5	49.2	49.0	50.9	
N of Valid	729	755	707	349	2540	
N of Miss	176	129	112	51	468	

Table 225: The rules in my family are clear.





Response	6	8	10	12	Total	
NO!	2.6	4.4	1.7	4.3	3.1	
no	2.5	4.0	7.3	7.7	5.0	
yes	24.2	33.3	39.7	39.3	33.3	
YES!	70.7	58.2	51.4	48.7	58.6	
N of Valid	730	766	716	351	2563	
N of Miss	175	118	103	49	445	

Table 226: People in my family have serious arguments about the same things, and often insult or yell at each other.

Response	6	8	10	12	Total	
NO!	44.2	33.5	21.7	22.3	31.7	
no	29.6	36.2	39.7	44.1	36.4	
yes	18.1	20.7	24.6	24.1	21.5	
YES!	8.1	9.6	13.9	9.6	10.4	
N of Valid	729	762	710	345	2546	
N of Miss	176	122	109	55	462	

Table 227: When I am not at home, one of my parents knows where I am and who I am with.

Response	6	8	10	12	Total	
NO!	4.0	4.5	2.0	5.5	3.8	
no	2.9	5.5	4.7	9.5	5.1	
yes	21.9	28.9	43.2	39.9	32.4	
YES!	71.3	61.1	50.1	45.1	58.8	
N of Valid	734	761	708	346	2549	
N of Miss	171	123	111	54	459	

Table 228: My family has clear rules about alcohol and drug use.

Response	6	8	10	12	Total	
NO!	4.3	4.5	2.0	4.1	3.7	
no	4.0	5.2	9.0	11.3	6.7	
yes	12.9	23.0	33.7	35.8	24.9	
YES!	78.8	67.3	55.3	48.8	64.7	
N of Valid	726	755	709	344	2534	
N of Miss	179	129	110	56	474	

Table 229: If you skipped school would you be caught by your parents?

Response	6	8	10	12	Total
NO!	4.7	6.9	6.2	10.1	6.5
no	5.9	10.2	15.7	30.7	13.3
yes	15.5	22.3	34.1	26.7	24.2
YES!	73.9	60.6	43.9	32.5	56.0
N of Valid	729	754	706	345	2534
N of Miss	176	130	113	55	474

Table 230: My parents ask if I've gotten my homework done.

Response	6	8	10	12	Total
NO!	4.7	6.7	6.9	11.9	6.9
no	4.7	9.5	18.2	24.3	12.6
yes	20.3	29.1	36.4	35.4	29.4
YES!	70.3	54.7	38.5	28.4	51.1
N of Valid	728	757	707	345	2537
N of Miss	177	127	112	55	471

Table 231: Would your parents know if you did not come home on time?

Response	6	8	10	12	Total
NO!	3.3	4.2	3.0	6.1	3.9
no	5.1	9.3	9.8	9.9	8.3
yes	19.0	24.9	37.1	39.7	28.7
YES!	72.6	61.5	50.1	44.3	59.2
N of Valid	725	754	706	345	2530
N of Miss	180	130	113	55	478

Table 232: Do you know how to properly dispose of leftover prescription drugs?



Response	6	8	10	12	Total	
No	72.3	65.0	64.3	55.9	65.6	
Yes	27.7	35.0	35.7	44.1	34.4	
N of Valid	679	734	689	338	2440	
N of Miss	226	150	130	62	568	

Table 233: Have any of your brothers or sisters ever: drunk beer, wine or hard liquor (for example, vodka, whiskey or gin)?




Response	6	8	10	12	Total	
No	76.3	63.7	46.1	41.8	59.4	
Yes	19.3	32.3	47.8	53.3	35.8	
I don't have any brothers or sisters	4.4	4.0	6.1	4.9	4.8	
N of Valid	726	744	703	347	2520	
N of Miss	179	140	116	53	488	

Table 234: Have any of your brothers or sisters ever: smoked marijuana?




Response	6	8	10	12	Total	
No	88.5	79.0	63.0	55.2	74.0	
Yes	6.8	17.0	31.1	39.9	21.1	
I don't have any brothers or sisters	4.7	4.0	5.9	4.9	4.9	
N of Valid	723	742	700	346	2511	
N of Miss	182	142	119	54	497	

Table 235: Have any of your brothers or sisters ever: smoked cigarettes?




Response	6	8	10	12	Total	
No	81.4	73.9	63.4	56.7	70.7	
Yes	14.2	22.2	30.8	39.0	24.6	
I don't have any brothers or sisters	4.4	3.9	5.8	4.4	4.7	
N of Valid	720	743	702	344	2509	
N of Miss	185	141	117	56	499	

Table 236: Have any of your brothers or sisters ever: taken a handgun to school?




Response	6	8	10	12	Total	
No	95.3	94.7	92.4	92.4	93.9	
Yes	0.4	1.4	1.7	2.9	1.4	
I don't have any brothers or sisters	4.3	3.9	5.8	4.7	4.7	
N of Valid	718	735	701	344	2498	
N of Miss	187	149	118	56	510	

Table 237: Have any of your brothers or sisters ever: been suspended or expelled from school?




Response	6	8	10	12	Total	
No	79.3	72.8	68.7	68.6	72.9	
Yes	16.4	23.1	25.5	27.0	22.4	
I don't have any brothers or sisters	4.3	4.1	5.9	4.4	4.7	
N of Valid	719	740	699	344	2502	
N of Miss	186	144	120	56	506	

Table 238: Have any of your brothers or sisters ever: used e-cigarettes, e-cigars or e-hookahs?




Response	6	8	10	12	Total	
No	88.1	80.6	67.0	64.2	76.7	
Yes	7.6	15.5	27.2	31.2	18.7	
I don't have any brothers or sisters	4.3	3.9	5.8	4.6	4.7	
N of Valid	720	744	702	346	2512	
N of Miss	185	140	117	54	496	

Table 239: Have any of your brothers or sisters ever: used prescription drugs not prescribed to him/her?




Response	6	8	10	12	Total	
No	92.9	89.2	76.8	73.0	84.6	
Yes	2.5	6.6	17.4	21.8	10.5	
I don't have any brothers or sisters	4.6	4.2	5.8	5.2	4.9	
N of Valid	720	740	702	344	2506	
N of Miss	185	144	117	56	502	

Table 240: Have you changed homes in the past year (the last 12 months)?



Response	6	8	10	12	Total	
No	72.7	71.7	78.6	78.0	74.8	
Yes	27.3	28.3	21.4	22.0	25.2	
N of Valid	724	748	710	346	2528	
N of Miss	181	136	109	54	480	

Table 241: How many times have you changed homes since kindergarten?






Response	6	8	10	12	Total	
Never	33.5	29.0	26.4	23.1	28.7	
1 or 2 times	32.5	31.9	32.7	35.3	32.7	
3 or 4 times	20.8	19.0	18.3	19.1	19.3	
5 or 6 times	6.9	10.1	12.4	8.4	9.6	
7 or more times	6.4	10.1	10.2	14.2	9.6	
N of Valid	708	744	704	346	2502	
N of Miss	197	140	115	54	506	

Table 242: Have you changed schools (including changing from elementary to middle and middle to high school) in the past year?



Response	6	8	10	12	Total	
No	54.1	47.6	56.9	79.8	56.5	
Yes	45.9	52.4	43.1	20.2	43.5	
N of Valid	701	738	707	347	2493	
N of Miss	204	146	112	53	515	

Table 243: How many times have you changed schools since kindergarten (including changing from elementary to middle and middle to high school)?






Response	6	8	10	12	Total	
Never	30.0	24.1	20.5	28.0	25.3	
1 or 2 times	38.7	29.1	18.3	20.2	27.6	
3 or 4 times	21.5	25.8	27.9	20.5	24.5	
5 or 6 times	6.8	12.0	21.6	17.9	14.0	
7 or more times	3.1	9.0	11.7	13.3	8.7	
N of Valid	711	743	703	346	2503	
N of Miss	194	141	116	54	505	

Table 244: Has anyone in your family ever had severe alcohol or drug problems?



Response	6	8	10	12	Total	
No	72.9	67.8	50.8	47.5	61.7	
Yes	27.1	32.2	49.2	52.5	38.3	
N of Valid	719	740	706	345	2510	
N of Miss	186	144	113	55	498	

Table 245: About how many adults (over 21) have you known personally who in the past year have: used marijuana, crack, cocaine, or other drugs?






Response	6	8	10	12	Total	
0	79.0	68.4	50.6	44.0	63.0	
1	10.7	13.4	18.3	17.8	14.6	
2	3.9	6.6	11.7	12.6	8.1	
3-4	2.8	5.5	8.4	8.9	6.0	
5	3.6	6.1	11.0	16.7	8.3	
N of Valid	713	732	703	348	2496	
N of Miss	192	152	116	52	512	

Table 246: About how many adults (over 21) have you known personally who in the past year have: sold or dealt drugs?






Response	6	8	10	12	Total	
0	88.2	80.7	66.1	61.1	76.0	
1	7.2	8.3	13.4	16.7	10.6	
2	2.4	5.0	7.7	8.9	5.6	
3-4	1.1	2.2	5.3	5.8	3.3	
5	1.1	3.9	7.4	7.5	4.6	
N of Valid	710	727	700	347	2484	
N of Miss	195	157	119	53	524	

Table 247: About how many adults (over 21) have you known personally who in the past year have: done other things that could get them in trouble with the police, like stealing, selling stolen goods, mugging or assaulting others, etc.?






Response	6	8	10	12	Total	
0	84.5	76.1	68.3	60.1	74.1	
1	9.0	13.4	12.8	17.8	12.6	
2	2.7	4.3	6.3	8.9	5.0	
3-4	1.4	2.6	6.0	5.2	3.6	
5	2.4	3.6	6.6	8.0	4.7	
N of Valid	709	724	701	348	2482	
N of Miss	196	160	118	52	526	

Table 248: About how many adults (over 21) have you known personally who in the past year have: gotten drunk or high?






Response	6	8	10	12	Total	
0	63.5	50.2	30.9	25.8	45.1	
1	20.2	18.4	18.6	17.4	18.8	
2	7.1	9.9	12.3	11.9	10.0	
3-4	3.4	8.9	11.7	11.3	8.5	
5	5.9	12.5	26.6	33.6	17.5	
N of Valid	709	727	700	345	2481	
N of Miss	196	157	119	55	527	

Table 249: Have you seen or heard information about underage drinking in the past 12 months from the following sources? Radio



Response	6	8	10	12	Total	
No	62.8	57.7	56.2	56.7	58.6	
Yes	37.2	42.3	43.8	43.3	41.4	
N of Valid	725	737	715	351	2528	
N of Miss	180	147	104	49	480	

Table 250: Have you seen or heard information about underage drinking in the past 12 months from the following sources? TV.



Response	6	8	10	12	Total	
No	42.2	34.1	35.2	39.7	37.5	
Yes	57.8	65.9	64.8	60.3	62.5	
N of Valid	723	736	713	353	2525	
N of Miss	182	148	106	47	483	

Table 251: Have you seen or heard information about underage drinking in the past 12 months from the following sources? Print. This includes information on underage drinking you may have seen in the newspaper, on a billboard, in pamphlets, on stickers, etc.



Response	6	8	10	12	Total	
No	60.0	48.6	46.6	52.0	51.7	
Yes	40.0	51.4	53.4	48.0	48.3	
N of Valid	720	739	713	352	2524	
N of Miss	185	145	106	48	484	

Table 252: Have you seen or heard information about underage drinking in the past 12 months from the following sources? Website or social media? (Facebook, Myspace, website, etc.)



Response	6	8	10	12	Total	
No	58.0	42.2	40.7	42.9	46.4	
Yes	42.0	57.8	59.3	57.1	53.6	
N of Valid	719	739	712	352	2522	
N of Miss	186	145	107	48	486	

Table 253: The next questions ask about your opinions of the information you saw or heard. If you have seen or heard more than one ad, please think about your favorite ad when answering these questions. The information about underage drinking that I saw or heard was convincing.

Response	6	8	10	12	Total	
NO!	31.2	20.0	12.2	17.0	20.6	
no	6.2	15.6	22.1	20.2	15.4	
yes	16.4	24.6	33.5	33.0	26.0	
YES!	20.1	20.7	14.1	15.1	17.9	
I have not seen or heard any ads about underage drinking in the past 12 months.	26.1	19.1	18.1	14.8	20.2	
N of Valid	708	729	707	352	2496	
N of Miss	197	155	112	48	512	

Table 254: The next questions ask about your opinions of the information you saw or heard. If you have seen or heard more than one ad, please think about your favorite ad when answering these questions. The information about underage drinking that I saw or heard grabbed my attention.

Response	6	8	10	12	Total	
NO!	27.4	17.1	11.7	16.8	18.4	
no	12.3	19.9	24.7	24.1	19.7	
yes	14.7	22.4	33.2	29.5	24.3	
YES!	20.7	21.5	12.4	15.1	17.8	
I have not seen or heard any ads about underage drinking in the past 12 months.	25.0	19.2	17.9	14.5	19.8	
N of Valid	701	720	708	352	2481	
N of Miss	204	164	111	48	527	

Table 255: The next questions ask about your opinions of the information you saw or heard. If you have seen or heard more than one ad, please think about your favorite ad when answering these questions. The information about underage drinking that I saw or heard said something important to me.

Response	6	8	10	12	Total	
NO!	25.4	18.2	13.3	17.1	18.7	
no	9.4	18.8	26.9	25.9	19.5	
yes	14.1	20.3	27.9	27.1	21.7	
YES!	23.6	23.8	13.6	14.5	19.5	
I have not seen or heard any ads about underage drinking in the past 12 months.	27.4	18.8	18.4	15.4	20.6	
N of Valid	700	718	707	351	2476	
N of Miss	205	166	112	49	532	

Table 256: The next questions ask about your opinions of the information you saw or heard. If you have seen or heard more than one ad, please think about your favorite ad when answering these questions. Seeing or hearing this information about underage drinking made me want to stop or decrease my drinking.










Response	6	8	10	12	Total	
NO!	28.3	21.9	17.5	18.8	21.9	
no	4.0	12.4	21.2	24.1	14.4	
yes	6.5	10.3	20.8	23.2	14.2	
YES!	20.0	24.9	16.6	15.9	19.8	
I have not seen or heard any ads about underage drinking in the past 12 months.	41.2	30.5	23.8	18.0	29.7	
N of Valid	650	691	697	345	2383	
N of Miss	255	193	122	55	625	

Table 257: How honest were you in filling out this survey?

Response	6	8	10	12	Total	
I was very honest	85.1	82.4	80.0	82.6	82.5	
I was honest pretty much of the time	13.4	14.4	17.8	12.9	14.9	
I was honest some of the time	1.2	2.7	1.5	2.2	1.9	
I was honest once in a while	0.3	0.5	0.7	2.2	0.7	
I was not honest at all	0.0	0.0	0.0	0.0	0.0	
N of Valid	744	749	720	356	2569	
N of Miss	161	135	99	44	439	