

2013 APNA

Arkansas Prevention Needs Assessment Student Survey



Garland County Tables

Arkansas Department of Human Services
Division of Behavioral Health Services
Prevention Services

Conducted by International Survey Associates dba Pride Surveys

Contents

1	INTRODUCTION	10
2	PERCENTAGE TABLES	15

List of Tables

1	Sex	16
2	Age	16
3	Are you Hispanic or Latino?	16
4	What is your race? Black or African American	17
5	What is your race? Asian	17
6	What is your race? American Indian	17
7	What is your race? Alaska Native	17
8	What is your race? White	18
9	What is your race? Native Hawaiian or Other Pacific Islander	18
10	What is your race? Other	18
11	What is the highest level of schooling completed by your mother or father?	19
12	Think of where you live most of the time. Which of the following people live there with you? Mother	19
13	Think of where you live most of the time. Which of the following people live there with you? Stepmother	19
14	Think of where you live most of the time. Which of the following people live there with you? Foster Mother	20
15	Think of where you live most of the time. Which of the following people live there with you? Grandmother	20
16	Think of where you live most of the time. Which of the following people live there with you? Aunt	20
17	Think of where you live most of the time. Which of the following people live there with you? Father	20
18	Think of where you live most of the time. Which of the following people live there with you? Stepfather	21
19	Think of where you live most of the time. Which of the following people live there with you? Foster Father	21
20	Think of where you live most of the time. Which of the following people live there with you? Grandfather	21
21	Think of where you live most of the time. Which of the following people live there with you? Uncle	21
22	Think of where you live most of the time. Which of the following people live there with you? Other Adults	22
23	Think of where you live most of the time. Which of the following people live there with you? Brother(s)	22
24	Think of where you live most of the time. Which of the following people live there with you? Stepbrother(s)	22
25	Think of where you live most of the time. Which of the following people live there with you? Sister(s)	22
26	Think of where you live most of the time. Which of the following people live there with you? Stepsister(s)	23

27	Think of where you live most of the time. Which of the following people live there with you? Other Children	23
28	In my school, students have lots of chances to help decide things like class activities and rules.	23
29	Teachers ask me to work on special classroom projects.	23
30	My teacher(s) notices when I am doing a good job and lets me know about it.	24
31	There are lots of chances for students in my school to get involved in sports, clubs, and other school activities outside of class.	24
32	There are lots of chances for students in my school to talk with a teacher one-on-one.	24
33	I feel safe at my school.	25
34	The school lets my parents know when I have done something well.	25
35	My teachers praise me when I work hard in school.	25
36	Are your school grades better than the grades of most students in your class?	26
37	I have lots of chances to be part of class discussions or activities.	26
38	Now thinking back over the past year in school, how often did you: enjoy being in school?	26
39	Now thinking back over the past year in school, how often did you: hate being in school?	27
40	Now thinking back over the past year in school, how often did you: try to do your best work in school?	27
41	How often do you feel that the school work you are assigned is meaningful and important?	27
42	Putting them all together, what were your grades like last year?	28
43	How important do you think the things you are learning in school are going to be for your later life?	28
44	How interesting are most of your courses to you?	28
45	During the LAST FOUR WEEKS how many whole days of school have you missed because you skipped or 'cut'?	29
46	What are the chances you would be seen as cool if you: smoked cigarettes?	29
47	What are the chances you would be seen as cool if you: worked hard at school?	29
48	What are the chances you would be seen as cool if you: began drinking alcoholic beverages regularly, that is, at least once or twice a month?	30
49	What are the chances you would be seen as cool if you: defended someone who was being verbally abused at school?	30
50	What are the chances you would be seen as cool if you: smoked marijuana?	30
51	What are the chances you would be seen as cool if you: carried a handgun?	31

52	Think of your four best friends (the friends you feel closest to). In the past year (12 months), how many of your best friends have: participated in clubs, organizations or activities at school?	31
53	Think of your four best friends (the friends you feel closest to). In the past year (12 months), how many of your best friends have: smoked cigarettes?	31
54	Think of your four best friends (the friends you feel closest to). In the past year (12 months), how many of your best friends have: tried beer, wine or hard liquor (for example, vodka, whiskey, or gin) when their parents didn't know about it?	32
55	Think of your four best friends (the friends you feel closest to). In the past year (12 months), how many of your best friends have: made a commitment to stay drug-free?	32
56	Think of your four best friends (the friends you feel closest to). In the past year (12 months), how many of your best friends have: used marijuana?	32
57	Think of your four best friends (the friends you feel closest to). In the past year (12 months), how many of your best friends have: used prescription drugs or non-prescription drugs for the purposes of getting high?	33
58	Think of your four best friends (the friends you feel closest to). In the past year (12 months), how many of your best friends have: used synthetic marijuana (K2, spice) or bath salts?	33
59	Think of your four best friends (the friends you feel closest to). In the past year (12 months), how many of your best friends have: used LSD, cocaine, amphetamines, or other illegal drugs?	33
60	Think of your four best friends (the friends you feel closest to). In the past year (12 months), how many of your best friends have: tried to do well in school?	34
61	Think of your four best friends (the friends you feel closest to). In the past year (12 months), how many of your best friends have: been suspended from school?	34
62	Think of your four best friends (the friends you feel closest to). In the past year (12 months), how many of your best friends have: liked school?	34
63	Think of your four best friends (the friends you feel closest to). In the past year (12 months), how many of your best friends have: carried a handgun?	35
64	Think of your four best friends (the friends you feel closest to). In the past year (12 months), how many of your best friends have: sold illegal drugs?	35
65	Think of your four best friends (the friends you feel closest to). In the past year (12 months), how many of your best friends have: regularly attended religious services?	35

66	Think of your four best friends (the friends you feel closest to). In the past year (12 months), how many of your best friends have: stolen or tried to steal a motor vehicle such as a car or motorcycle?	36
67	Think of your four best friends (the friends you feel closest to). In the past year (12 months), how many of your best friends have: been arrested?	36
68	Think of your four best friends (the friends you feel closest to). In the past year (12 months), how many of your best friends have: dropped out of school?	36
69	Think of your four best friends (the friends you feel closest to). In the past year (12 months), how many of your best friends have: been members of a gang?	37
70	How old were you when you first: smoked marijuana?	37
71	How old were you when you first: smoked a cigarette, even just a puff?	38
72	How old were you when you first: had more than a sip or two of beer, wine or hard liquor (for example, vodka, whiskey, or gin)?	38
73	How old were you when you first: began drinking alcoholic beverages regularly, that is, at least once or twice a month?	39
74	How old were you when you first: used Daztrex?	39
75	How old were you when you first: got suspended from school?	40
76	How old were you when you first: got arrested?	40
77	How old were you when you first: carried a handgun?	41
78	How old were you when you first: attacked someone with the idea of seriously hurting them?	41
79	How old were you when you first: belonged to a gang?	42
80	How wrong do you think it is for someone your age to: take a handgun to school?	42
81	How wrong do you think it is for someone your age to: steal anything worth more than \$5?	42
82	How wrong do you think it is for someone your age to: pick a fight with someone?	43
83	How wrong do you think it is for someone your age to: attack someone with the idea of seriously hurting them?	43
84	How wrong do you think it is for someone your age to: stay away from school all day when their parents think they are at school?	43
85	How wrong do you think it is for someone your age to: drink beer, wine or hard liquor (for example, vodka, whiskey, or gin) regularly?	44
86	How wrong do you think it is for someone your age to: smoke cigarettes?	44
87	How wrong do you think it is for someone your age to: smoke marijuana?	44
88	How wrong do you think it is for someone your age to: use prescription drugs or non-prescription drugs for the purpose of getting high?	45

89	How wrong do you think it is for someone your age to: use synthetic marijuana (K2, spice) or bath salts?	45
90	How wrong do you think it is for someone your age to: use LSD, cocaine, amphetamines or another illegal drug?	45
91	At school during the past 12 months, did you receive help from the resource teacher, speech therapist or other special education teacher?	46
92	How many times in the past year (12 months) have you: been suspended from school?	46
93	How many times in the past year (12 months) have you: carried a handgun?	46
94	How many times in the past year (12 months) have you: sold illegal drugs?	47
95	How many times in the past year (12 months) have you: stolen or tried to steal a motor vehicle such as a car or motorcycle?	47
96	How many times in the past year (12 months) have you: participated in clubs, organizations or activities at school?	48
97	How many times in the past year (12 months) have you: been arrested?	48
98	How many times in the past year (12 months) have you: attacked someone with the idea of seriously hurting them?	49
99	How many times in the past year (12 months) have you: been drunk or high at school?	49
100	How many times in the past year (12 months) have you: taken a handgun to school?	50
101	Are you currently on probation, or assigned a probation officer with Juvenile Court?	50
102	Have you ever belonged to a gang?	50
103	If you have ever belonged to a gang, did that gang have a name?	51
104	You are at a party at someone's house, and one of your friends offers you a drink containing alcohol. What would you say or do?	51
105	How often do you attend religious services or activities?	51
106	I think sometimes it's okay to cheat at school.	52
107	It is important to think before you act.	52
108	Sometimes I think that life is not worth it.	52
109	At times I think I am no good at all.	53
110	All in all, I am inclined to think that I am a failure.	53
111	In the past year, have you felt depressed or sad MOST days, even if you felt okay sometimes?	53
112	It is all right to beat up people if they start the fight.	54
113	I think it is okay to take something without asking if you can get away with it.	54
114	Where do you get the most information about living a drug and alcohol free life? Parents/guardians	54
115	Where do you get the most information about living a drug and alcohol free life? Friends	55

116	Where do you get the most information about living a drug and alcohol free life? Family members	55
117	Where do you get the most information about living a drug and alcohol free life? School	55
118	Where do you get the most information about living a drug and alcohol free life? Internet	56
119	Where do you get the most information about living a drug and alcohol free life? TV	56
120	Where do you get the most information about living a drug and alcohol free life? Social media	56
121	How much do you think people risk harming themselves (physically or in other ways) if they: smoked one or more packs of cigarettes per day?	57
122	How much do you think people risk harming themselves (physically or in other ways) if they: try marijuana once or twice?	57
123	How much do you think people risk harming themselves (physically or in other ways) if they: smoke marijuana once or twice a week?	57
124	How much do you think people risk harming themselves (physically or in other ways) if they: take one or two drinks of an alcoholic beverage (beer, wine, liquor) nearly every day?	58
125	How much do you think people risk harming themselves (physically or in other ways) if they: have five or more drinks of an alcoholic beverage once or twice each weekend?	58
126	How much do you think people risk harming themselves (physically or in other ways) if they: use prescription drugs that are not prescribed to them?	58
127	How much do you think people risk harming themselves (physically or in other ways) if they: use non-prescription drugs to get high?	59
128	Have you ever used smokeless tobacco (chew, snuff, plug, dipping tobacco, or chewing tobacco)?	59
129	How often have you taken smokeless tobacco during the past 30 days?	59
130	Have you ever smoked cigarettes?	60
131	How frequently have you smoked cigarettes during the past 30 days?	60
132	Which statement best describes rules about smoking inside your home?	60
133	Which statement best describes rules about smoking in your family cars?	61
134	During this school year, were you taught in any of your classes about the dangers of tobacco use?	61
135	During the past 12 months, have you participated in any community activities to discourage people your age from using cigarettes, chewing tobacco, snuff, dip or cigars?	61
136	Think back over the last two weeks. How many times have you had five or more alcoholic drinks in a row?	62

137	During the past 30 days, how many times did you ride in a car or other vehicle driven by someone who had been drinking alcohol or using drugs to get high?	62
138	During the past 30 days, how many times did you drive a car or other vehicle when you had been drinking alcohol or using drugs to get high?	62
139	If you drank alcohol (not just a sip or taste) in the past year, how did you usually get it?	63
140	If you drank alcohol (not just a sip or taste) in the past year, where did you usually drink it?	63
141	How do you feel about someone your age having one or two drinks of an alcoholic beverage nearly every day?	64
142	On how many occasions have you had alcoholic beverages (beer, wine or hard liquor) to drink in your lifetime - more than just a few sips?	64
143	On how many occasions have you drunk one of more drinks of an alcoholic beverage during the past 30 days?	64
144	On how many occasions have you used marijuana (grass, pot) or hashish (hash, hash oil) in your lifetime?	65
145	On how many occasions have you used marijuana (grass, pot) or hashish (hash, hash oil) during the past 30 days?	65
146	On how many occasions have you used LSD or other psychedelics in your lifetime?	65
147	On how many occasions have you used LSD or other psychedelics during the past 30 days?	66
148	On how many occasions have you used cocaine or crack in your lifetime?	66
149	On how many occasions have you used cocaine or crack during the past 30 days?	66
150	On how many occasions have you sniffed glue, breathed the contents of an aerosol spray can, or inhaled other gases or sprays, in order to get high in your lifetime?	67
151	On how many occasions have you sniffed glue, breathed the contents of an aerosol spray can, or inhaled other gases or sprays, in order to get high during the past 30 days?	67
152	On how many occasions have you used Daztrex in your lifetime?	68
153	On how many occasions have you used Daztrex during the past 30 days?	68
154	On how many occasions have you used synthetic marijuana in your lifetime?	68
155	On how many occasions have you used synthetic marijuana during the past 30 days?	69
156	On how many occasions have you used methamphetamines (meth, speed, crank, crystal meth) in your lifetime?	69

157	On how many occasions have you used methamphetamines (meth, speed, crank, crystal meth) in the past 30 days?	69
158	On how many occasions have you used other chemical products (bath salts, plant food, etc.) in your lifetime?	70
159	On how many occasions have you used other chemical products (bath salts, plant food, etc.) during the past 30 days?	70
160	On how many occasions have you used heroin or other opiates in your lifetime?	70
161	On how many occasions have you used heroin or other opiates during the past 30 days?	71
162	On how many occasions have you used MDMA ('X', 'E', or ecstasy) in your lifetime?	71
163	On how many occasions have you used MDMA ('X', 'E', or ecstasy) during the past 30 days?	71
164	On how many occasions have you taken prescription drugs (such as Valium, Xanax, Ritalin, Adderall, OxyContin, Darvocet, or sleeping pills) not prescribed to you in your lifetime?	72
165	On how many occasions have you taken prescription drugs (such as Valium, Xanax, Ritalin, Adderall, OxyContin, Darvocet, or sleeping pills) not prescribed to you during the past 30 days?	72
166	On how many occasions have you taken non-prescription medicines such as diet pills (for example, Dietac, Dexatrim or Prolamine), stay-awake pills (for example No-Doz, Vivarin, or Wake), or cough or cold medicines (robos, DXM, etc.) to get high in your lifetime?	73
167	On how many occasions have you taken non-prescription medicines such as diet pills (for example, Dietac, Dexatrim or Prolamine), stay-awake pills (for example No-Doz, Vivarin, or Wake), or cough or cold medicines (robos, DXM, etc.) to get high during the past 30 days?	73
168	On how many occasions have you been drunk or very high from drinking alcoholic beverages during the past 30 days?	74
169	On how many occasions have you drunk flavored alcoholic beverages, sometimes called 'alcopops' (like Mike's Hard Lemonade, Smirnoff Ice, Bacardi Breezers, etc.) in your lifetime?	74
170	On how many occasions have you drunk flavored alcoholic beverages, sometimes called 'alcopops' (like Mike's Hard Lemonade, Smirnoff Ice, Bacardi Breezers, etc.) during the past 30 days?	75
171	If you used prescription drugs or over the counter drugs without a doctor telling you to use it or for the purpose of getting high, where did you get these drugs?	75
172	During the last month, about how many marijuana cigarettes, or the equivalent, did you smoke a day, on the average?	76
173	How wrong do your friends feel it would be for YOU to: drink alcohol?	76
174	How wrong do your friends feel it would be for YOU to: smoke tobacco?	76

175	How wrong do your friends feel it would be for YOU to: smoke marijuana?	77
176	How wrong do your friends feel it would be for YOU to: use prescription drugs not prescribed to you	77
177	How wrong would most adults (over 21) in your neighborhood think it is for kids your age: to use marijuana?	77
178	How wrong would most adults (over 21) in your neighborhood think it is for kids your age: to drink alcohol?	78
179	How wrong would most adults (over 21) in your neighborhood think it is for kids your age: to smoke cigarettes?	78
180	How much do each of the following statements describe your neighborhood? crime and/or drug selling	78
181	How much do each of the following statements describe your neighborhood? fights	79
182	How much do each of the following statements describe your neighborhood? lots of empty or abandoned buildings	79
183	How much do each of the following statements describe your neighborhood? lots of graffiti	79
184	I feel safe in my neighborhood.	80
185	If a kid smoked marijuana in your neighborhood would he or she be caught by the police?	80
186	If a kid drank some beer, wine or hard liquor (for example, vodka, whiskey, or gin) in your neighborhood would he or she be caught by the police?	80
187	If a kid carried a handgun in your neighborhood would he or she be caught by the police?	81
188	If you wanted to get some cigarettes, how easy would it be for you to get some?	81
189	If you wanted to get some beer, wine or hard liquor (for example, vodka, whiskey, or gin), how easy would it be for you to get some?	81
190	If you wanted to get a drug like cocaine, LSD, or amphetamines, how easy would it be for you to get some?	82
191	If you wanted to get a handgun, how easy would it be for you to get one?	82
192	If you wanted to get some marijuana, how easy would it be for you to get some?	82
193	If you wanted to get prescription drugs for the purpose of getting high, how easy would it be for you to get some?	83
194	If you wanted to get synthetic marijuana such as K2 or chemical products such as bath salts to get high, how easy would it be for you to get some?	83
195	If you wanted to get steroids to enhance athletic performance, how easy would it be for you to get some?	83

196	During the past 12 months, have you participated in any alcohol prevention programs or seen any alcohol prevention messages in your school or community? Yes, a school-based program focused on preventing underage drinking and/or drinking and driving. . . .	84
197	During the past 12 months, have you participated in any alcohol prevention programs or seen any alcohol prevention messages in your school or community? Yes, a community-based program focused on preventing underage drinking and/or drinking and driving (for example, through your church or temple or through youth groups like Boys and Girls Club or 4-H). . . .	84
198	During the past 12 months, have you participated in any alcohol prevention programs or seen any alcohol prevention messages in your school or community? Yes, a media campaign addressing underage drinking and/or drinking and driving (for example, newspaper ads, posters, pamphlets, radio, TV). . . .	84
199	During the past 12 months, have you participated in any alcohol prevention programs or seen any alcohol prevention messages in your school or community? No	84
200	How wrong do your parents feel it would be for YOU to: drink beer, wine or hard liquor (for example, vodka, whiskey or gin) regularly? .	85
201	How wrong do your parents feel it would be for YOU to: smoke tobacco?	85
202	How wrong do your parents feel it would be for YOU to: smoke marijuana?	85
203	How wrong do your parents feel it would be for YOU to: use prescription drugs not prescribed to you?	86
204	How wrong do your parents feel it would be for YOU to: steal something worth more than \$5?	86
205	How wrong do your parents feel it would be for YOU to: draw graffiti, write things, or draw pictures on buildings or other property (without the owner's permission)?	86
206	How wrong do your parents feel it would be for YOU to: pick a fight with someone?	87
207	During the past 12 months, have you talked with at least one of your parents about the dangers of underage drinking and/or drinking and driving? By parents, we mean either your biological parents, adoptive parents, stepparents, or adult guardians - whether or not they live with you. . . .	87
208	The rules in my family are clear. . . .	87
209	People in my family often insult or yell at each other. . . .	88
210	When I am not at home, one of my parents knows where I am and who I am with. . . .	88
211	We argue about the same things in my family over and over. . . .	88

212	If you drank some beer or wine or liquor (for example, vodka, whiskey, or gin) without your parents' permission, would you be caught by your parents?	89
213	My family has clear rules about alcohol and drug use. . . .	89
214	If you carried a handgun without your parents' permission, would you be caught by your parents?	89
215	If you skipped school would you be caught by your parents?	90
216	My parents ask if I've gotten my homework done. . . .	90
217	People in my family have serious arguments. . . .	90
218	Would your parents know if you did not come home on time?	91
219	Have any of your brothers or sisters ever: drunk beer, wine or hard liquor (for example, vodka, whiskey or gin)?	91
220	Have any of your brothers or sisters ever: smoked marijuana?	91
221	Have any of your brothers or sisters ever: smoked cigarettes?	91
222	Have any of your brothers or sisters ever: taken a handgun to school?	92
223	Have any of your brothers or sisters ever: been suspended or expelled from school?	92
224	Have you changed homes in the past year (the last 12 months)? . . .	92
225	How many times have you changed homes since kindergarten?	92
226	Have you changed schools (including changing from elementary to middle and middle to high school) in the past year?	93
227	How many times have you changed schools since kindergarten (including changing from elementary to middle and middle to high school)?	93
228	Has anyone in your family ever had severe alcohol or drug problems? . . .	93
229	About how many adults (over 21) have you known personally who in the past year have: used marijuana, crack, cocaine, or other drugs? . . .	94
230	About how many adults (over 21) have you known personally who in the past year have: sold or dealt drugs?	94
231	About how many adults (over 21) have you known personally who in the past year have: done other things that could get them in trouble with the police, like stealing, selling stolen goods, mugging or assaulting others, etc.?	94
232	About how many adults (over 21) have you known personally who in the past year have: gotten drunk or high?	95
233	Have you seen or heard information about underage drinking in the past 12 months from the following sources? Radio	95
234	Have you seen or heard information about underage drinking in the past 12 months from the following sources? TV. . . .	95
235	Have you seen or heard information about underage drinking in the past 12 months from the following sources? Print. This includes information on underage drinking you may have seen in the newspaper, on a billboard, in pamphlets, on stickers, etc. . . .	95

236	Have you seen or heard information about underage drinking in the past 12 months from the following sources? Website or social media? (Facebook, Myspace, website, etc.)	96
237	The next questions ask about your opinions of the information you saw or heard. If you have seen or heard more than one ad, please think about your favorite ad when answering these questions. The information about underage drinking that I saw or heard was convincing.	96
238	The next questions ask about your opinions of the information you saw or heard. If you have seen or heard more than one ad, please think about your favorite ad when answering these questions. The information about underage drinking that I saw or heard grabbed my attention.	96
239	The next questions ask about your opinions of the information you saw or heard. If you have seen or heard more than one ad, please think about your favorite ad when answering these questions. The information about underage drinking that I saw or heard said something important to me.	97
240	The next questions ask about your opinions of the information you saw or heard. If you have seen or heard more than one ad, please think about your favorite ad when answering these questions. Seeing or hearing this information about underage drinking made me want to stop or decrease my drinking.	97
241	How honest were you in filling out this survey?	97

List of Figures

1	Grade Chart	11
2	Gender Chart	12
3	Age Chart	13
4	Ethnic Origin Chart	14

1 INTRODUCTION

This report was generated from data collected on the *2013 Arkansas Prevention Needs Assessment Student Survey*. This report contains basic frequency tables of all data collected and graphs on the selected demographic variables of grade, gender, age and ethnic origin. The graph on ethnic origin is represented as a bar chart rather than as a pie chart. This is because students were allowed to mark more than one response for ethnic origin as opposed to being allowed to mark only one response. The bars represent the percent of students who marked each of the ethnic categories.

Questions regarding the information found in this report can be directed to:

Pride Surveys

160 Vanderbilt Court
Bowling Green, KY 42103
1-800-279-6361
www.pridesurveys.com

Grade Chart

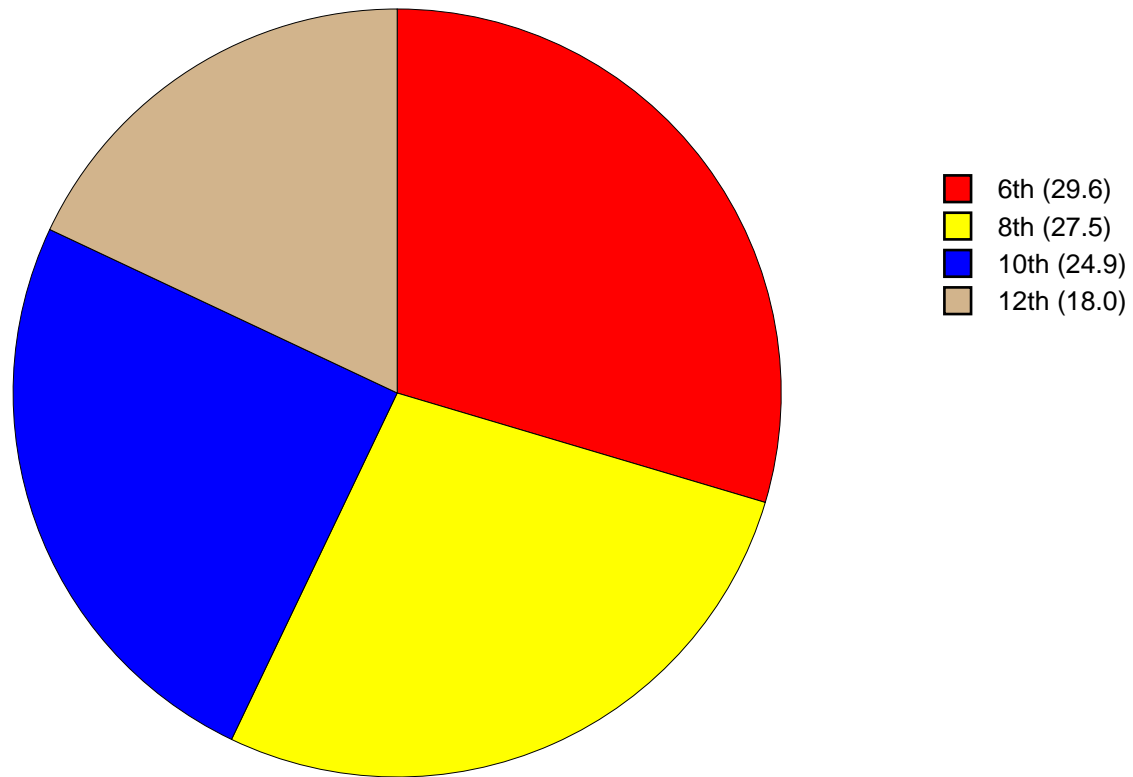


Figure 1: Grade Chart

Gender Chart

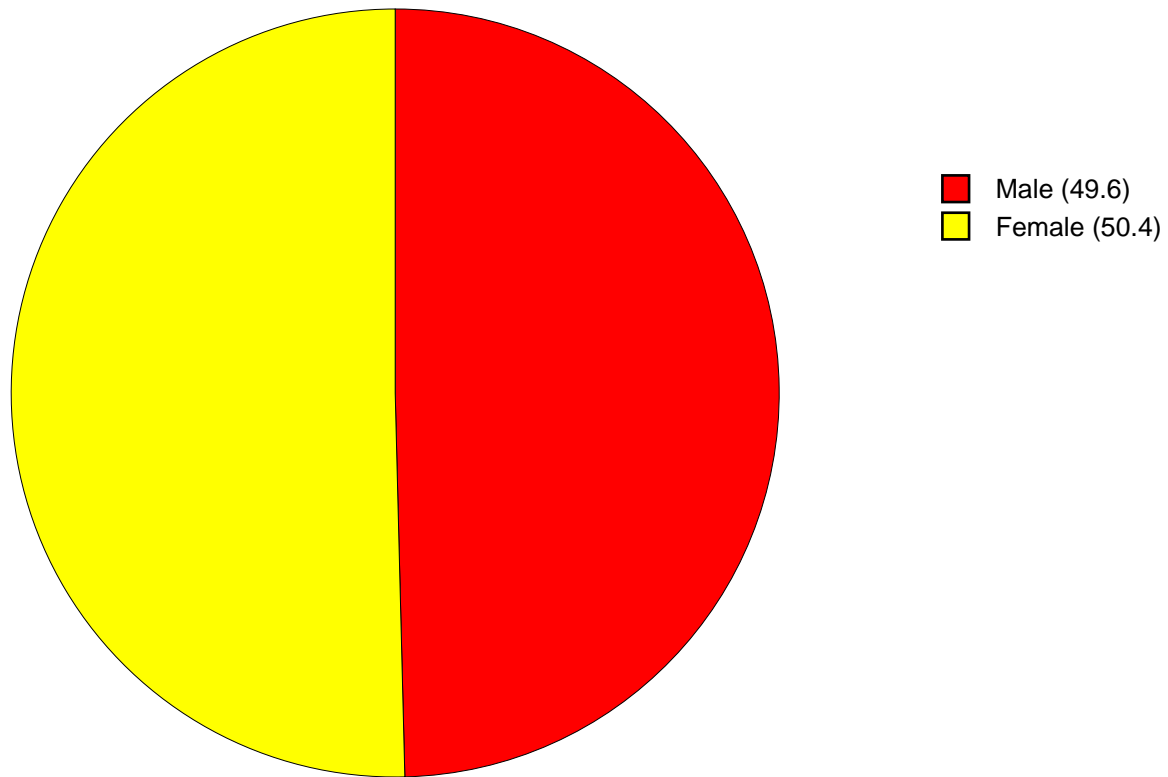


Figure 2: Gender Chart

Age Chart

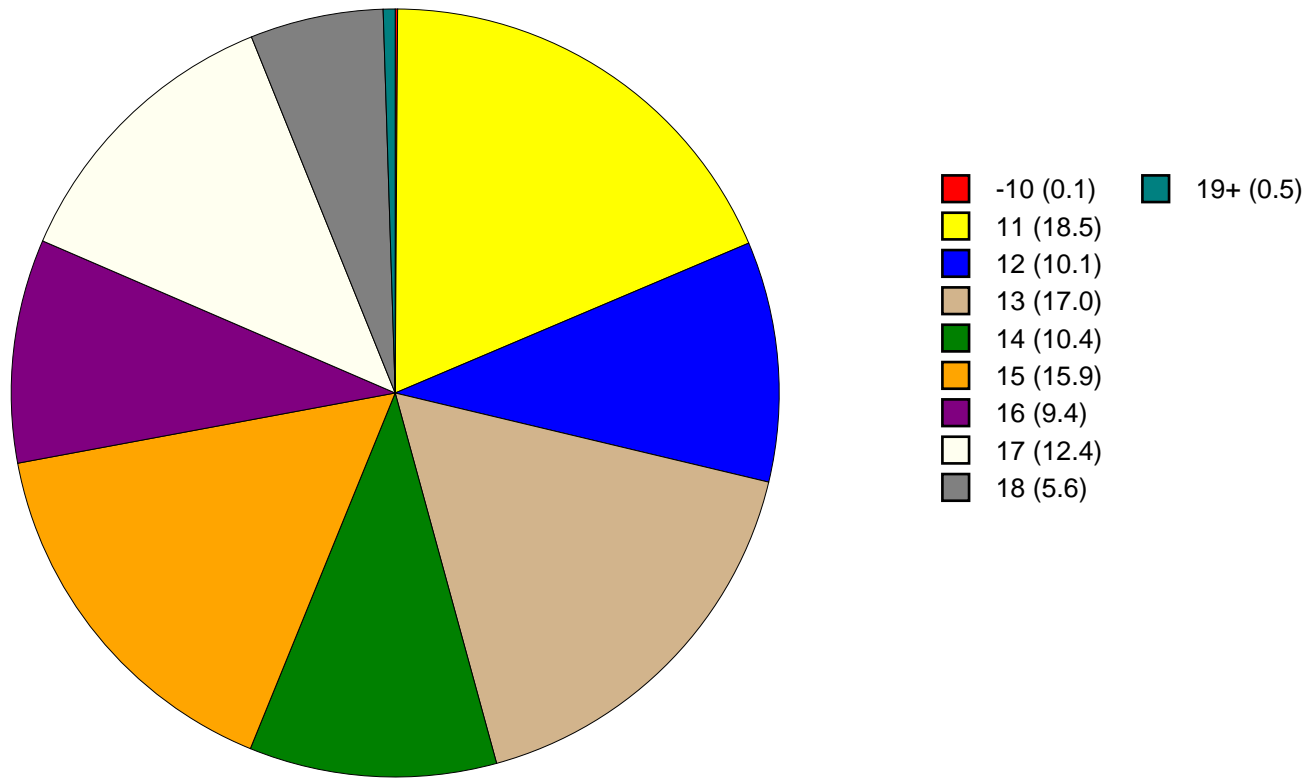


Figure 3: Age Chart

Ethnic Origin Chart

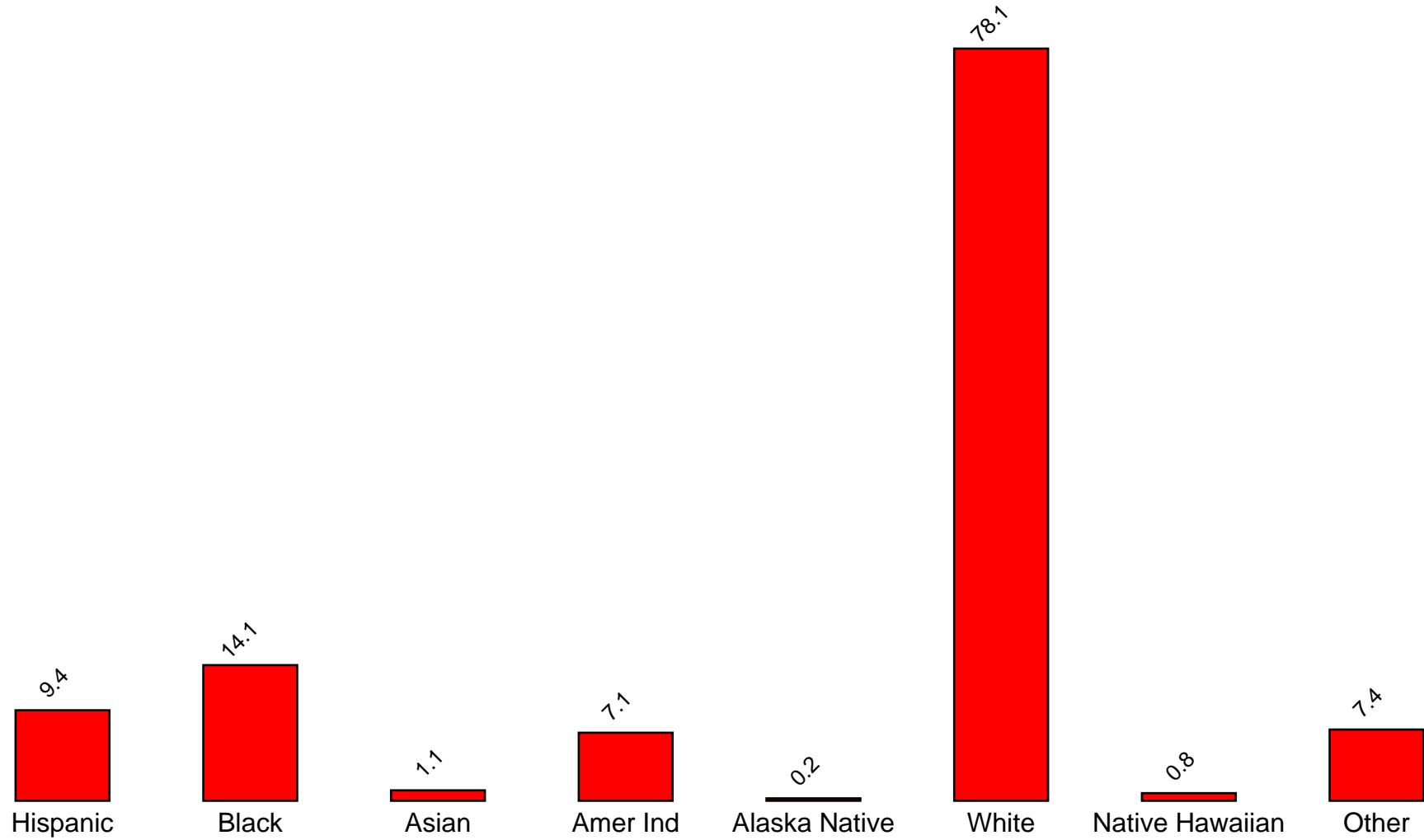


Figure 4: Ethnic Origin Chart

2 PERCENTAGE TABLES

The following tables contain frequency distribution detailing how your students responded to each question on the survey. The tables appear in the same order as the questions on the survey. The tables include breakdowns by grade level as well as overall percentages. The *N of Valid* row is a frequency count of the number of valid responses to each question for each grade and overall. The *N of Miss* row is a frequency count of the number of invalid (marked more than one response) or missing (i.e. did not respond) responses to each question for each grade and overall.

For the questions that allowed more than one response (i.e. race, live with, etc.) each response becomes a separate table. If a student did not mark the response, that was counted as a NO response, and if they did mark the response, that was counted as a YES response. Since a non response is a valid response for these questions, the *N of Miss* will always be zero for these questions.

Table 1: Sex



Response	6	8	10	12	Total	
Male	53.5	51.7	46.2	44.7	49.6	
Female	46.5	48.3	53.8	55.3	50.4	
N of Valid	708	658	598	434	2398	
N of Miss	4	4	2	0	10	

Table 2: Age











Response	6	8	10	12	Total	
10 or younger	0.4	0.0	0.0	0.0	0.1	
11	62.4	0.0	0.0	0.0	18.5	
12	33.8	0.3	0.0	0.0	10.1	
13	3.2	58.4	0.0	0.0	17.0	
14	0.1	37.3	0.5	0.0	10.4	
15	0.0	3.8	59.7	0.0	15.9	
16	0.0	0.2	37.1	0.7	9.4	
17	0.0	0.0	2.7	65.1	12.4	
18	0.0	0.0	0.0	31.2	5.6	
19 or older	0.0	0.0	0.0	3.0	0.5	
N of Valid	710	659	598	433	2400	
N of Miss	2	3	2	1	8	

Table 3: Are you Hispanic or Latino?



Response	6	8	10	12	Total	
No	89.9	90.2	90.3	92.8	90.6	
Yes	10.1	9.8	9.7	7.2	9.4	
N of Valid	662	651	588	431	2332	
N of Miss	50	11	12	3	76	

Table 4: What is your race? Black or African American



Response	6	8	10	12	Total	
No	85.8	85.2	87.7	84.8	85.9	
Yes	14.2	14.8	12.3	15.2	14.1	
N of Valid	712	662	600	434	2408	
N of Miss	0	0	0	0	0	

Table 5: What is your race? Asian



Response	6	8	10	12	Total	
No	98.7	99.1	98.5	99.5	98.9	
Yes	1.3	0.9	1.5	0.5	1.1	
N of Valid	712	662	600	434	2408	
N of Miss	0	0	0	0	0	

Table 6: What is your race? American Indian



Response	6	8	10	12	Total	
No	91.6	92.4	93.5	95.2	92.9	
Yes	8.4	7.6	6.5	4.8	7.1	
N of Valid	712	662	600	434	2408	
N of Miss	0	0	0	0	0	

Table 7: What is your race? Alaska Native



Response	6	8	10	12	Total	
No	100.0	99.5	99.7	99.8	99.8	
Yes	0.0	0.5	0.3	0.2	0.2	
N of Valid	712	662	600	434	2408	
N of Miss	0	0	0	0	0	

Table 8: What is your race? White



Response	6	8	10	12	Total	
No	26.0	23.0	18.7	18.2	21.9	
Yes	74.0	77.0	81.3	81.8	78.1	
N of Valid	712	662	600	434	2408	
N of Miss	0	0	0	0	0	

Table 9: What is your race? Native Hawaiian or Other Pacific Islander



Response	6	8	10	12	Total	
No	99.4	98.9	99.3	99.1	99.2	
Yes	0.6	1.1	0.7	0.9	0.8	
N of Valid	712	662	600	434	2408	
N of Miss	0	0	0	0	0	

Table 10: What is your race? Other



Response	6	8	10	12	Total	
No	89.9	92.1	93.8	96.1	92.6	
Yes	10.1	7.9	6.2	3.9	7.4	
N of Valid	712	662	600	434	2408	
N of Miss	0	0	0	0	0	

Table 11: What is the highest level of schooling completed by your mother or father?









Response	6	8	10	12	Total	
Completed grade school or less	3.4	2.6	1.9	0.9	2.3	
Some high school	4.0	7.4	9.7	12.7	8.0	
Completed high school	11.2	16.4	13.8	22.5	15.4	
Some college	11.9	15.3	20.4	18.3	16.2	
Completed college	22.1	23.3	28.4	26.4	24.8	
Graduate or professional school after college	9.4	10.1	9.9	11.8	10.2	
Don't know	35.9	22.7	14.1	6.0	21.3	
Does not apply	2.1	2.3	1.7	1.4	1.9	
N of Valid	671	653	587	432	2343	
N of Miss	41	9	13	2	65	

Table 12: Think of where you live most of the time. Which of the following people live there with you? Mother



Response	6	8	10	12	Total	
No	16.6	13.3	20.2	20.3	17.2	
Yes	83.4	86.7	79.8	79.7	82.8	
N of Valid	712	662	600	434	2408	
N of Miss	0	0	0	0	0	

Table 13: Think of where you live most of the time. Which of the following people live there with you? Stepmother



Response	6	8	10	12	Total	
No	93.8	95.5	92.3	93.3	93.8	
Yes	6.2	4.5	7.7	6.7	6.2	
N of Valid	712	662	600	434	2408	
N of Miss	0	0	0	0	0	

Table 14: Think of where you live most of the time. Which of the following people live there with you? Foster Mother

Response	6	8	10	12	Total	
No	99.4	99.4	99.5	99.8	99.5	
Yes	0.6	0.6	0.5	0.2	0.5	
N of Valid	712	662	600	434	2408	
N of Miss	0	0	0	0	0	

Table 15: Think of where you live most of the time. Which of the following people live there with you? Grandmother

Response	6	8	10	12	Total	
No	86.4	90.3	86.7	90.8	88.3	
Yes	13.6	9.7	13.3	9.2	11.7	
N of Valid	712	662	600	434	2408	
N of Miss	0	0	0	0	0	

Table 16: Think of where you live most of the time. Which of the following people live there with you? Aunt

Response	6	8	10	12	Total	
No	94.5	96.1	96.7	96.8	95.9	
Yes	5.5	3.9	3.3	3.2	4.1	
N of Valid	712	662	600	434	2408	
N of Miss	0	0	0	0	0	

Table 17: Think of where you live most of the time. Which of the following people live there with you? Father

Response	6	8	10	12	Total	
No	44.1	47.6	48.8	49.3	47.2	
Yes	55.9	52.4	51.2	50.7	52.8	
N of Valid	712	662	600	434	2408	
N of Miss	0	0	0	0	0	

Table 18: Think of where you live most of the time. Which of the following people live there with you? Stepfather



Response	6	8	10	12	Total	
No	84.6	84.1	83.3	83.2	83.9	
Yes	15.4	15.9	16.7	16.8	16.1	
N of Valid	712	662	600	434	2408	
N of Miss	0	0	0	0	0	

Table 19: Think of where you live most of the time. Which of the following people live there with you? Foster Father



Response	6	8	10	12	Total	
No	99.7	99.4	99.8	99.8	99.7	
Yes	0.3	0.6	0.2	0.2	0.3	
N of Valid	712	662	600	434	2408	
N of Miss	0	0	0	0	0	

Table 20: Think of where you live most of the time. Which of the following people live there with you? Grandfather



Response	6	8	10	12	Total	
No	91.7	93.7	92.0	94.9	92.9	
Yes	8.3	6.3	8.0	5.1	7.1	
N of Valid	712	662	600	434	2408	
N of Miss	0	0	0	0	0	

Table 21: Think of where you live most of the time. Which of the following people live there with you? Uncle



Response	6	8	10	12	Total	
No	94.7	95.6	95.7	97.2	95.6	
Yes	5.3	4.4	4.3	2.8	4.4	
N of Valid	712	662	600	434	2408	
N of Miss	0	0	0	0	0	

Table 22: Think of where you live most of the time. Which of the following people live there with you? Other Adults

Response	6	8	10	12	Total	
No	96.3	97.6	97.5	95.6	96.8	
Yes	3.7	2.4	2.5	4.4	3.2	
N of Valid	712	662	600	434	2408	
N of Miss	0	0	0	0	0	

Table 23: Think of where you live most of the time. Which of the following people live there with you? Brother(s)

Response	6	8	10	12	Total	
No	53.2	55.4	57.5	60.8	56.3	
Yes	46.8	44.6	42.5	39.2	43.7	
N of Valid	712	662	600	434	2408	
N of Miss	0	0	0	0	0	

Table 24: Think of where you live most of the time. Which of the following people live there with you? Stepbrother(s)

Response	6	8	10	12	Total	
No	95.4	95.9	94.2	95.2	95.2	
Yes	4.6	4.1	5.8	4.8	4.8	
N of Valid	712	662	600	434	2408	
N of Miss	0	0	0	0	0	

Table 25: Think of where you live most of the time. Which of the following people live there with you? Sister(s)

Response	6	8	10	12	Total	
No	56.7	59.2	58.7	65.4	59.5	
Yes	43.3	40.8	41.3	34.6	40.5	
N of Valid	712	662	600	434	2408	
N of Miss	0	0	0	0	0	

Table 26: Think of where you live most of the time. Which of the following people live there with you? Stepsister(s)

Response	6	8	10	12	Total	
No	95.8	94.9	95.0	95.4	95.3	
Yes	4.2	5.1	5.0	4.6	4.7	
N of Valid	712	662	600	434	2408	
N of Miss	0	0	0	0	0	

Table 27: Think of where you live most of the time. Which of the following people live there with you? Other Children

Response	6	8	10	12	Total	
No	95.5	94.9	95.0	94.5	95.0	
Yes	4.5	5.1	5.0	5.5	5.0	
N of Valid	712	662	600	434	2408	
N of Miss	0	0	0	0	0	

Table 28: In my school, students have lots of chances to help decide things like class activities and rules.

Response	6	8	10	12	Total	
NO!	13.9	10.6	12.0	13.8	12.5	
no	34.7	34.3	35.2	34.7	34.7	
yes	40.1	48.0	45.1	44.3	44.3	
YES!	11.4	7.2	7.7	7.3	8.5	
N of Valid	669	654	594	427	2344	
N of Miss	43	8	6	7	64	

Table 29: Teachers ask me to work on special classroom projects.

Response	6	8	10	12	Total	
NO!	9.3	7.5	9.4	9.4	8.8	
no	31.9	40.3	41.3	39.1	37.9	
yes	43.5	43.4	43.2	42.6	43.2	
YES!	15.3	8.9	6.1	8.9	10.0	
N of Valid	680	655	593	427	2355	
N of Miss	32	7	7	7	53	

Table 30: My teacher(s) notices when I am doing a good job and lets me know about it.

Response	6	8	10	12	Total
NO!	4.4	7.0	7.2	4.2	5.8
no	16.3	20.3	31.5	29.3	23.6
yes	46.6	49.5	48.8	53.4	49.2
YES!	32.7	23.2	12.4	13.1	21.4
N of Valid	682	655	596	427	2360
N of Miss	30	7	4	7	48

Table 31: There are lots of chances for students in my school to get involved in sports, clubs, and other school activities outside of class.

Response	6	8	10	12	Total
NO!	5.1	1.2	1.2	1.9	2.5
no	9.8	4.6	5.0	4.4	6.2
yes	37.6	34.9	39.0	46.4	38.8
YES!	47.5	59.4	54.8	47.3	52.6
N of Valid	684	657	595	429	2365
N of Miss	28	5	5	5	43

Table 32: There are lots of chances for students in my school to talk with a teacher one-on-one.

Response	6	8	10	12	Total
NO!	3.0	4.9	4.9	4.2	4.2
no	16.3	22.4	25.5	21.5	21.3
yes	45.8	46.1	52.8	53.2	49.0
YES!	34.9	26.6	16.9	21.1	25.5
N of Valid	670	653	593	427	2343
N of Miss	42	9	7	7	65

Table 33: I feel safe at my school.





Response	6	8	10	12	Total	
NO!	5.4	4.7	4.4	7.3	5.3	
no	8.2	14.2	16.9	12.7	12.9	
yes	39.5	54.1	58.8	59.1	51.9	
YES!	46.9	27.0	19.9	20.9	29.9	
N of Valid	684	653	592	425	2354	
N of Miss	28	9	8	9	54	

Table 34: The school lets my parents know when I have done something well.





Response	6	8	10	12	Total	
NO!	13.6	16.5	20.6	23.8	18.0	
no	32.7	45.4	51.3	48.4	43.8	
yes	36.1	26.5	25.1	22.9	28.2	
YES!	17.6	11.7	3.0	4.9	10.0	
N of Valid	676	650	593	428	2347	
N of Miss	36	12	7	6	61	

Table 35: My teachers praise me when I work hard in school.





Response	6	8	10	12	Total	
NO!	13.2	16.2	17.0	13.8	15.1	
no	29.3	38.2	46.4	38.5	37.8	
yes	41.2	37.1	32.0	39.9	37.5	
YES!	16.3	8.6	4.6	7.7	9.6	
N of Valid	668	650	593	426	2337	
N of Miss	44	12	7	8	71	

Table 36: Are your school grades better than the grades of most students in your class?

Response	6	8	10	12	Total	
NO!	7.6	4.4	5.4	3.7	5.5	
no	28.9	29.7	29.2	25.0	28.5	
yes	43.7	50.5	50.8	53.5	49.1	
YES!	19.8	15.4	14.7	17.8	16.9	
N of Valid	671	654	593	428	2346	
N of Miss	41	8	7	6	62	

Table 37: I have lots of chances to be part of class discussions or activities.

Response	6	8	10	12	Total	
NO!	4.7	2.4	2.4	3.5	3.3	
no	13.4	16.7	15.0	17.8	15.5	
yes	46.4	57.0	65.4	58.4	56.3	
YES!	35.5	23.9	17.2	20.3	24.9	
N of Valid	687	654	593	428	2362	
N of Miss	25	8	7	6	46	

Table 38: Now thinking back over the past year in school, how often did you: enjoy being in school?

Response	6	8	10	12	Total	
Never	5.5	6.5	7.9	11.8	7.5	
Seldom	6.1	10.0	17.1	19.7	12.4	
Sometimes	36.4	42.9	39.9	36.4	39.1	
Often	25.7	27.2	25.2	25.1	25.9	
Almost always	26.3	13.2	9.9	7.0	15.1	
N of Valid	692	657	596	431	2376	
N of Miss	20	5	4	3	32	

Table 39: Now thinking back over the past year in school, how often did you: hate being in school?






Response	6	8	10	12	Total	
Never	22.6	7.6	5.1	4.0	10.6	
Seldom	29.7	25.3	23.4	23.8	25.8	
Sometimes	29.4	38.4	35.9	36.4	34.8	
Often	10.6	18.7	24.5	22.1	18.4	
Almost always	7.6	10.0	11.1	13.8	10.3	
N of Valid	680	657	593	429	2359	
N of Miss	32	5	7	5	49	

Table 40: Now thinking back over the past year in school, how often did you: try to do your best work in school?






Response	6	8	10	12	Total	
Never	0.4	0.3	0.3	0.9	0.5	
Seldom	1.2	1.5	2.2	3.7	2.0	
Sometimes	4.7	10.4	16.5	16.9	11.4	
Often	21.5	34.0	37.8	34.2	31.3	
Almost always	72.2	53.7	43.2	44.3	54.7	
N of Valid	684	652	588	427	2351	
N of Miss	28	10	12	7	57	

Table 41: How often do you feel that the school work you are assigned is meaningful and important?






Response	6	8	10	12	Total	
Never	4.4	6.6	7.9	9.4	6.8	
Seldom	7.0	17.7	21.8	22.3	16.5	
Sometimes	23.9	33.5	36.8	39.2	32.6	
Often	31.9	25.7	25.5	23.9	27.1	
Almost always	32.7	16.5	7.9	5.2	17.0	
N of Valid	681	654	592	426	2353	
N of Miss	31	8	8	8	55	

Table 42: Putting them all together, what were your grades like last year?

Response	6	8	10	12	Total
Mostly F's	2.1	0.5	0.8	0.9	1.1
Mostly D's	1.1	1.9	5.3	1.9	2.5
Mostly C's	11.4	16.5	21.9	16.7	16.5
Mostly B's	33.4	45.4	35.7	40.5	38.6
Mostly A's	52.0	35.7	36.3	40.0	41.3
N of Valid	664	635	589	425	2313
N of Miss	48	27	11	9	95

Table 43: How important do you think the things you are learning in school are going to be for your later life?

Response	6	8	10	12	Total
Very important	54.2	32.8	17.0	9.6	31.0
Quite important	26.2	25.2	25.4	23.0	25.2
Fairly important	12.7	27.6	33.5	37.0	26.4
Slightly important	4.9	12.7	20.4	24.1	14.3
Not at all important	2.0	1.7	3.7	6.3	3.1
N of Valid	701	655	594	427	2377
N of Miss	11	7	6	7	31

Table 44: How interesting are most of your courses to you?

Response	6	8	10	12	Total
Very interesting and stimulating	16.9	9.4	5.7	5.6	10.0
Quite interesting	40.4	27.5	20.5	21.1	28.3
Fairly interesting	28.1	40.7	43.4	44.5	38.4
Slightly dull	9.9	17.3	22.4	19.2	16.8
Very dull	4.8	5.2	7.9	9.6	6.5
N of Valid	688	659	594	427	2368
N of Miss	24	3	6	7	40

Table 45: During the LAST FOUR WEEKS how many whole days of school have you missed because you skipped or 'cut'?








Response	6	8	10	12	Total	
None	74.5	75.2	72.7	56.3	71.0	
1	11.5	10.2	11.6	20.0	12.7	
2	5.5	6.5	5.5	9.9	6.6	
3	4.0	3.5	4.9	5.2	4.3	
04/05/13	2.4	2.9	3.2	5.9	3.4	
06/10/13	1.3	0.9	1.7	2.1	1.4	
11 or more	0.9	0.8	0.5	0.7	0.7	
N of Valid	697	658	596	426	2377	
N of Miss	15	4	4	8	31	

Table 46: What are the chances you would be seen as cool if you: smoked cigarettes?






Response	6	8	10	12	Total	
No or very little chance	89.7	71.6	60.3	61.9	72.2	
Little chance	5.1	14.1	19.0	19.9	13.8	
Some chance	2.7	8.8	13.4	11.3	8.7	
Pretty good chance	1.8	3.9	4.1	3.5	3.3	
Very good chance	0.7	1.7	3.2	3.3	2.1	
N of Valid	673	647	590	423	2333	
N of Miss	39	15	10	11	75	

Table 47: What are the chances you would be seen as cool if you: worked hard at school?






Response	6	8	10	12	Total	
No or very little chance	5.4	10.8	13.1	11.9	10.0	
Little chance	7.6	15.3	16.6	16.4	13.6	
Some chance	13.8	21.9	29.7	28.7	22.7	
Pretty good chance	26.1	28.4	23.8	24.9	25.9	
Very good chance	47.1	23.5	16.8	18.1	27.7	
N of Valid	683	647	589	421	2340	
N of Miss	29	15	11	13	68	

Table 48: What are the chances you would be seen as cool if you: began drinking alcoholic beverages regularly, that is, at least once or twice a month?


Response	6	8	10	12	Total	
No or very little chance	86.7	62.8	45.3	38.4	60.9	
Little chance	6.2	13.4	18.0	16.8	13.1	
Some chance	3.5	11.1	17.3	20.1	12.1	
Pretty good chance	2.7	8.8	14.6	14.5	9.5	
Very good chance	0.9	3.9	4.9	10.2	4.4	
N of Valid	678	648	590	422	2338	
N of Miss	34	14	10	12	70	

Table 49: What are the chances you would be seen as cool if you: defended someone who was being verbally abused at school?

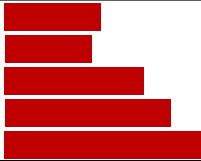
Response	6	8	10	12	Total	
No or very little chance	14.5	13.3	11.4	13.5	13.2	
Little chance	9.1	10.6	14.8	13.5	11.7	
Some chance	12.2	19.3	25.3	28.4	20.4	
Pretty good chance	20.9	27.6	25.3	25.5	24.7	
Very good chance	43.3	29.3	23.1	19.1	29.9	
N of Valid	674	649	588	423	2334	
N of Miss	38	13	12	11	74	

Table 50: What are the chances you would be seen as cool if you: smoked marijuana?


Response	6	8	10	12	Total	
No or very little chance	91.2	65.2	46.6	41.2	63.6	
Little chance	2.7	10.6	12.2	16.1	9.7	
Some chance	2.5	7.6	16.1	15.4	9.7	
Pretty good chance	2.1	8.8	12.5	12.3	8.5	
Very good chance	1.5	7.9	12.5	14.9	8.5	
N of Valid	669	649	590	422	2330	
N of Miss	43	13	10	12	78	

Table 51: What are the chances you would be seen as cool if you: carried a handgun?






Response	6	8	10	12	Total	
No or very little chance	82.1	74.5	71.5	72.6	75.6	
Little chance	8.1	11.1	14.9	10.9	11.2	
Some chance	4.1	6.6	7.8	7.1	6.3	
Pretty good chance	1.9	3.1	3.6	4.5	3.1	
Very good chance	3.7	4.8	2.2	5.0	3.8	
N of Valid	675	651	590	423	2339	
N of Miss	37	11	10	11	69	

Table 52: Think of your four best friends (the friends you feel closest to). In the past year (12 months), how many of your best friends have: participated in clubs, organizations or activities at school?






Response	6	8	10	12	Total	
0	16.1	10.5	11.2	10.1	12.2	
1	13.6	12.9	13.2	10.4	12.7	
2	19.4	19.1	18.8	17.5	18.8	
3	16.9	17.3	14.9	16.0	16.3	
4	34.0	40.2	42.0	46.0	39.9	
N of Valid	682	649	591	424	2346	
N of Miss	30	13	9	10	62	

Table 53: Think of your four best friends (the friends you feel closest to). In the past year (12 months), how many of your best friends have: smoked cigarettes?






Response	6	8	10	12	Total	
0	90.2	71.6	55.2	53.8	69.7	
1	7.0	16.3	17.7	19.9	14.6	
2	1.0	7.5	12.6	12.6	7.8	
3	1.2	2.3	5.8	5.9	3.5	
4	0.6	2.3	8.8	7.8	4.4	
N of Valid	684	652	589	422	2347	
N of Miss	28	10	11	12	61	

Table 54: Think of your four best friends (the friends you feel closest to). In the past year (12 months), how many of your best friends have: tried beer, wine or hard liquor (for example, vodka, whiskey, or gin) when their parents didn't know about it?






Response	6	8	10	12	Total	
0	85.8	55.3	32.7	29.1	53.8	
1	8.5	18.1	18.7	13.5	14.6	
2	2.8	9.6	14.8	16.1	10.1	
3	0.7	6.7	10.7	14.2	7.3	
4	2.2	10.3	23.0	27.0	14.1	
N of Valid	681	653	587	422	2343	
N of Miss	31	9	13	12	65	

Table 55: Think of your four best friends (the friends you feel closest to). In the past year (12 months), how many of your best friends have: made a commitment to stay drug-free?






Response	6	8	10	12	Total	
0	10.7	19.4	31.2	38.5	23.3	
1	5.2	11.5	15.7	14.3	11.2	
2	4.6	9.6	12.0	11.4	9.1	
3	8.7	14.9	12.9	12.8	12.2	
4	70.7	44.5	28.2	23.0	44.1	
N of Valid	670	643	581	421	2315	
N of Miss	42	19	19	13	93	

Table 56: Think of your four best friends (the friends you feel closest to). In the past year (12 months), how many of your best friends have: used marijuana?






Response	6	8	10	12	Total	
0	93.7	67.3	46.3	40.2	64.8	
1	3.2	13.6	16.3	17.5	12.0	
2	1.6	9.1	13.8	13.5	8.9	
3	0.4	4.6	8.3	11.3	5.6	
4	1.0	5.4	15.3	17.5	8.8	
N of Valid	680	648	588	423	2339	
N of Miss	32	14	12	11	69	

Table 57: Think of your four best friends (the friends you feel closest to). In the past year (12 months), how many of your best friends have: used prescription drugs or non-prescription drugs for the purposes of getting high?






Response	6	8	10	12	Total	
0	93.5	83.2	67.2	66.5	79.2	
1	4.4	8.4	13.4	13.1	9.4	
2	1.0	4.4	8.8	9.0	5.4	
3	0.1	1.2	4.6	3.8	2.2	
4	0.9	2.8	5.9	7.6	3.9	
N of Valid	677	654	589	421	2341	
N of Miss	35	8	11	13	67	

Table 58: Think of your four best friends (the friends you feel closest to). In the past year (12 months), how many of your best friends have: used synthetic marijuana (K2, spice) or bath salts?






Response	6	8	10	12	Total	
0	97.2	90.5	84.0	79.1	88.7	
1	1.8	5.7	7.5	7.1	5.3	
2	0.4	1.7	3.7	5.7	2.6	
3	0.1	1.2	1.7	2.4	1.2	
4	0.4	0.9	3.1	5.7	2.2	
N of Valid	669	652	587	421	2329	
N of Miss	43	10	13	13	79	

Table 59: Think of your four best friends (the friends you feel closest to). In the past year (12 months), how many of your best friends have: used LSD, cocaine, amphetamines, or other illegal drugs?






Response	6	8	10	12	Total	
0	96.6	91.5	84.7	83.6	89.8	
1	2.2	4.9	7.7	7.9	5.4	
2	0.6	1.8	4.4	3.1	2.4	
3	0.1	0.6	1.0	1.7	0.8	
4	0.4	1.1	2.2	3.8	1.7	
N of Valid	673	649	587	420	2329	
N of Miss	39	13	13	14	79	

Table 60: Think of your four best friends (the friends you feel closest to). In the past year (12 months), how many of your best friends have: tried to do well in school?






Response	6	8	10	12	Total	
0	1.6	3.2	3.7	4.3	3.1	
1	2.8	4.6	6.5	5.5	4.7	
2	7.9	11.8	14.0	13.8	11.6	
3	14.1	22.6	20.4	22.6	19.6	
4	73.6	57.7	55.4	53.8	61.0	
N of Valid	674	650	587	420	2331	
N of Miss	38	12	13	14	77	

Table 61: Think of your four best friends (the friends you feel closest to). In the past year (12 months), how many of your best friends have: been suspended from school?






Response	6	8	10	12	Total	
0	66.2	51.2	62.2	75.5	62.7	
1	17.8	22.0	17.9	11.7	17.9	
2	5.9	12.0	9.9	5.7	8.6	
3	3.5	5.4	5.8	2.6	4.5	
4	6.6	9.4	4.3	4.5	6.4	
N of Valid	680	649	587	420	2336	
N of Miss	32	13	13	14	72	

Table 62: Think of your four best friends (the friends you feel closest to). In the past year (12 months), how many of your best friends have: liked school?






Response	6	8	10	12	Total	
0	15.6	21.5	32.2	32.4	24.5	
1	13.1	16.8	15.7	11.9	14.5	
2	20.0	22.0	24.0	26.2	22.7	
3	18.1	19.2	14.1	13.6	16.6	
4	33.2	20.5	14.0	16.0	21.7	
N of Valid	674	650	587	420	2331	
N of Miss	38	12	13	14	77	

Table 63: Think of your four best friends (the friends you feel closest to). In the past year (12 months), how many of your best friends have: carried a handgun?






Response	6	8	10	12	Total	
0	91.2	93.7	91.3	92.1	92.1	
1	4.3	3.2	4.6	3.8	4.0	
2	0.9	1.4	2.2	2.1	1.6	
3	0.9	1.2	0.8	1.2	1.0	
4	2.7	0.5	1.0	0.7	1.3	
N of Valid	673	653	589	420	2335	
N of Miss	39	9	11	14	73	

Table 64: Think of your four best friends (the friends you feel closest to). In the past year (12 months), how many of your best friends have: sold illegal drugs?






Response	6	8	10	12	Total	
0	95.9	90.2	80.5	77.9	87.2	
1	2.7	7.1	9.9	8.8	6.8	
2	0.6	1.8	5.1	5.2	2.9	
3	0.1	0.3	1.7	3.3	1.2	
4	0.7	0.6	2.7	4.8	1.9	
N of Valid	675	650	586	420	2331	
N of Miss	37	12	14	14	77	

Table 65: Think of your four best friends (the friends you feel closest to). In the past year (12 months), how many of your best friends have: regularly attended religious services?






Response	6	8	10	12	Total	
0	25.5	22.8	20.9	18.9	22.4	
1	12.1	15.6	20.0	19.9	16.5	
2	15.8	22.1	21.7	25.7	20.9	
3	15.5	16.6	18.8	17.3	17.0	
4	31.0	22.8	18.6	18.2	23.2	
N of Valid	638	639	585	417	2279	
N of Miss	74	23	15	17	129	

Table 66: Think of your four best friends (the friends you feel closest to). In the past year (12 months), how many of your best friends have: stolen or tried to steal a motor vehicle such as a car or motorcycle?






Response	6	8	10	12	Total	
0	95.7	93.2	93.2	93.5	94.0	
1	1.9	4.2	5.1	2.6	3.5	
2	1.5	1.1	1.4	1.2	1.3	
3	0.3	0.8	0.3	1.2	0.6	
4	0.6	0.8	0.0	1.4	0.6	
N of Valid	678	650	589	418	2335	
N of Miss	34	12	11	16	73	

Table 67: Think of your four best friends (the friends you feel closest to). In the past year (12 months), how many of your best friends have: been arrested?






Response	6	8	10	12	Total	
0	92.9	84.1	78.7	80.7	84.7	
1	5.0	8.6	12.9	9.8	8.8	
2	1.3	3.7	4.1	5.7	3.5	
3	0.3	2.1	2.6	2.1	1.7	
4	0.4	1.5	1.7	1.7	1.3	
N of Valid	678	654	588	420	2340	
N of Miss	34	8	12	14	68	

Table 68: Think of your four best friends (the friends you feel closest to). In the past year (12 months), how many of your best friends have: dropped out of school?






Response	6	8	10	12	Total	
0	94.7	96.0	89.5	83.6	91.7	
1	3.0	3.1	7.1	11.4	5.6	
2	1.3	0.2	2.0	1.7	1.2	
3	0.7	0.3	1.2	1.4	0.9	
4	0.3	0.5	0.2	1.9	0.6	
N of Valid	676	653	589	420	2338	
N of Miss	36	9	11	14	70	

Table 69: Think of your four best friends (the friends you feel closest to). In the past year (12 months), how many of your best friends have: been members of a gang?






Response	6	8	10	12	Total	
0	89.9	86.5	89.8	87.4	88.5	
1	4.0	6.9	5.3	4.5	5.2	
2	1.9	3.1	3.2	1.9	2.6	
3	0.7	1.4	0.9	2.1	1.2	
4	3.4	2.1	0.9	4.0	2.5	
N of Valid	673	652	588	420	2333	
N of Miss	39	10	12	14	75	

Table 70: How old were you when you first: smoked marijuana?










Response	6	8	10	12	Total	
Never	98.4	85.3	68.4	61.4	80.6	
10 or younger	0.7	1.1	1.9	1.2	1.2	
11	0.4	2.6	1.4	1.9	1.5	
12	0.4	4.2	3.2	1.9	2.4	
13	0.0	6.2	7.3	4.5	4.4	
14	0.0	0.6	9.7	6.2	3.7	
15	0.0	0.0	7.8	5.7	3.0	
16	0.0	0.0	0.3	10.7	2.0	
17 or older	0.0	0.0	0.0	6.4	1.2	
N of Valid	686	647	589	420	2342	
N of Miss	26	15	11	14	66	

Table 71: How old were you when you first: smoked a cigarette, even just a puff?










Response	6	8	10	12	Total	
Never	92.2	76.2	61.5	59.8	74.2	
10 or younger	4.5	8.2	9.5	6.4	7.1	
11	2.5	4.5	3.9	2.6	3.4	
12	0.9	4.2	3.7	3.3	2.9	
13	0.0	5.7	8.1	5.4	4.6	
14	0.0	1.1	6.6	5.9	3.0	
15	0.0	0.2	6.4	5.2	2.6	
16	0.0	0.0	0.3	6.1	1.2	
17 or older	0.0	0.0	0.0	5.2	0.9	
N of Valid	688	648	592	423	2351	
N of Miss	24	14	8	11	57	

Table 72: How old were you when you first: had more than a sip or two of beer, wine or hard liquor (for example, vodka, whiskey, or gin)?










Response	6	8	10	12	Total	
Never	84.6	60.2	40.9	32.7	57.5	
10 or younger	9.0	12.1	9.6	4.7	9.2	
11	4.9	6.4	4.1	2.6	4.7	
12	1.5	7.4	6.1	4.5	4.8	
13	0.0	11.6	9.3	9.5	7.2	
14	0.0	2.2	14.7	10.9	6.3	
15	0.0	0.2	11.8	12.6	5.3	
16	0.0	0.0	3.2	12.6	3.1	
17 or older	0.0	0.0	0.3	10.0	1.9	
N of Valid	688	645	592	422	2347	
N of Miss	24	17	8	12	61	

Table 73: How old were you when you first: began drinking alcoholic beverages regularly, that is, at least once or twice a month?










Response	6	8	10	12	Total	
Never	98.1	91.1	79.8	70.2	86.6	
10 or younger	0.9	1.5	1.0	1.2	1.1	
11	0.7	0.6	0.3	0.2	0.5	
12	0.1	2.6	1.3	0.2	1.1	
13	0.1	2.8	3.7	1.7	2.0	
14	0.0	1.2	3.9	2.6	1.8	
15	0.0	0.2	7.9	4.5	2.8	
16	0.0	0.0	1.3	10.0	2.1	
17 or older	0.0	0.0	0.7	9.3	1.8	
N of Valid	689	651	593	420	2353	
N of Miss	23	11	7	14	55	

Table 74: How old were you when you first: used Daztrex?


Response	6	8	10	12	Total	
Never	100.0	100.0	100.0	100.0	100.0	
10 or younger	0.0	0.0	0.0	0.0	0.0	
11	0.0	0.0	0.0	0.0	0.0	
12	0.0	0.0	0.0	0.0	0.0	
13	0.0	0.0	0.0	0.0	0.0	
14	0.0	0.0	0.0	0.0	0.0	
15	0.0	0.0	0.0	0.0	0.0	
16	0.0	0.0	0.0	0.0	0.0	
17 or older	0.0	0.0	0.0	0.0	0.0	
N of Valid	660	650	586	422	2318	
N of Miss	52	12	14	12	90	

Table 75: How old were you when you first: got suspended from school?










Response	6	8	10	12	Total	
Never	87.0	78.1	76.9	81.3	81.0	
10 or younger	7.7	8.6	6.3	3.3	6.8	
11	3.8	4.8	2.4	2.6	3.5	
12	1.3	4.5	2.9	2.6	2.8	
13	0.1	3.0	4.6	2.8	2.5	
14	0.0	0.9	3.9	3.1	1.8	
15	0.0	0.0	2.2	1.7	0.9	
16	0.0	0.0	0.7	1.4	0.4	
17 or older	0.0	0.0	0.2	1.2	0.3	
N of Valid	686	640	590	422	2338	
N of Miss	26	22	10	12	70	

Table 76: How old were you when you first: got arrested?










Response	6	8	10	12	Total	
Never	99.1	94.9	92.9	92.7	95.2	
10 or younger	0.4	0.6	0.2	0.2	0.4	
11	0.3	0.5	0.7	0.2	0.4	
12	0.0	2.5	1.2	0.7	1.1	
13	0.1	1.2	2.2	0.5	1.0	
14	0.0	0.3	0.3	0.7	0.3	
15	0.0	0.0	2.0	0.9	0.7	
16	0.0	0.0	0.3	2.8	0.6	
17 or older	0.0	0.0	0.2	1.2	0.3	
N of Valid	686	646	592	423	2347	
N of Miss	26	16	8	11	61	

Table 77: How old were you when you first: carried a handgun?










Response	6	8	10	12	Total	
Never	92.8	95.4	94.6	94.5	94.3	
10 or younger	3.8	1.5	1.5	0.7	2.0	
11	2.1	0.8	1.4	0.5	1.2	
12	1.2	1.4	1.0	0.2	1.0	
13	0.1	0.5	0.3	0.5	0.3	
14	0.0	0.3	0.3	0.7	0.3	
15	0.0	0.2	0.8	0.7	0.4	
16	0.0	0.0	0.0	0.9	0.2	
17 or older	0.0	0.0	0.0	1.2	0.2	
N of Valid	682	647	592	422	2343	
N of Miss	30	15	8	12	65	

Table 78: How old were you when you first: attacked someone with the idea of seriously hurting them?










Response	6	8	10	12	Total	
Never	90.2	82.4	85.0	84.4	85.7	
10 or younger	5.1	6.2	3.6	2.8	4.6	
11	3.7	1.7	1.0	1.7	2.1	
12	0.7	3.4	1.7	0.7	1.7	
13	0.3	4.2	2.9	1.9	2.3	
14	0.0	1.8	2.4	2.6	1.6	
15	0.0	0.3	2.7	2.1	1.2	
16	0.0	0.0	0.7	1.9	0.5	
17 or older	0.0	0.0	0.0	1.9	0.3	
N of Valid	682	649	588	422	2341	
N of Miss	30	13	12	12	67	

Table 79: How old were you when you first: belonged to a gang?

Response	6	8	10	12	Total	
Never	96.9	94.3	97.1	94.8	95.9	
10 or younger	1.3	1.1	0.3	1.2	1.0	
11	1.2	0.6	0.0	0.7	0.6	
12	0.3	2.2	0.8	0.2	0.9	
13	0.1	1.5	0.2	0.5	0.6	
14	0.0	0.3	0.5	0.9	0.4	
15	0.0	0.0	0.8	1.2	0.4	
16	0.0	0.0	0.2	0.0	0.0	
17 or older	0.1	0.0	0.0	0.5	0.1	
N of Valid	682	651	593	423	2349	
N of Miss	30	11	7	11	59	

Table 80: How wrong do you think it is for someone your age to: take a handgun to school?

Response	6	8	10	12	Total	
Very wrong	92.6	85.3	86.4	86.0	87.8	
Wrong	6.1	11.3	10.8	8.8	9.2	
A little bit wrong	0.9	2.3	2.5	1.9	1.9	
Not wrong at all	0.4	1.1	0.3	3.3	1.1	
N of Valid	701	654	594	421	2370	
N of Miss	11	8	6	13	38	

Table 81: How wrong do you think it is for someone your age to: steal anything worth more than \$5?

Response	6	8	10	12	Total	
Very wrong	69.3	48.5	49.9	58.9	56.9	
Wrong	23.1	37.6	38.6	28.7	32.0	
A little bit wrong	7.0	11.8	10.5	10.2	9.8	
Not wrong at all	0.6	2.1	1.0	2.1	1.4	
N of Valid	698	652	593	421	2364	
N of Miss	14	10	7	13	44	

Table 82: How wrong do you think it is for someone your age to: pick a fight with someone?





Response	6	8	10	12	Total	
Very wrong	61.3	34.9	34.3	40.1	43.4	
Wrong	26.2	32.8	35.1	34.7	31.8	
A little bit wrong	10.3	26.2	24.1	20.9	20.0	
Not wrong at all	2.2	6.2	6.5	4.3	4.7	
N of Valid	690	650	589	421	2350	
N of Miss	22	12	11	13	58	

Table 83: How wrong do you think it is for someone your age to: attack someone with the idea of seriously hurting them?





Response	6	8	10	12	Total	
Very wrong	84.4	65.5	64.5	66.0	70.9	
Wrong	11.3	21.6	23.3	23.0	19.3	
A little bit wrong	2.6	8.9	9.0	8.3	7.0	
Not wrong at all	1.7	4.0	3.2	2.6	2.9	
N of Valid	691	652	592	421	2356	
N of Miss	21	10	8	13	52	

Table 84: How wrong do you think it is for someone your age to: stay away from school all day when their parents think they are at school?





Response	6	8	10	12	Total	
Very wrong	84.7	59.7	47.4	39.0	60.3	
Wrong	11.8	26.3	31.1	32.1	24.3	
A little bit wrong	2.3	11.2	17.0	22.1	12.0	
Not wrong at all	1.2	2.8	4.6	6.9	3.5	
N of Valid	695	653	589	421	2358	
N of Miss	17	9	11	13	50	

Table 85: How wrong do you think it is for someone your age to: drink beer, wine or hard liquor (for example, vodka, whiskey, or gin) regularly?





Response	6	8	10	12	Total	
Very wrong	89.7	64.7	45.1	39.4	62.6	
Wrong	7.0	18.5	25.6	21.4	17.4	
A little bit wrong	2.0	10.6	19.8	25.9	13.1	
Not wrong at all	1.3	6.3	9.5	13.3	6.9	
N of Valid	696	654	590	421	2361	
N of Miss	16	8	10	13	47	

Table 86: How wrong do you think it is for someone your age to: smoke cigarettes?





Response	6	8	10	12	Total	
Very wrong	89.3	73.0	54.1	46.4	68.4	
Wrong	7.5	16.4	24.7	24.8	17.3	
A little bit wrong	2.3	7.2	14.6	16.2	9.2	
Not wrong at all	0.9	3.4	6.6	12.6	5.1	
N of Valid	694	653	591	420	2358	
N of Miss	18	9	9	14	50	

Table 87: How wrong do you think it is for someone your age to: smoke marijuana?





Response	6	8	10	12	Total	
Very wrong	94.1	71.5	51.4	48.6	69.0	
Wrong	3.3	12.1	18.0	20.2	12.5	
A little bit wrong	1.3	9.3	15.9	14.3	9.5	
Not wrong at all	1.3	7.0	14.7	16.9	9.0	
N of Valid	692	653	593	420	2358	
N of Miss	20	9	7	14	50	

Table 88: How wrong do you think it is for someone your age to: use prescription drugs or non-prescription drugs for the purpose of getting high?





Response	6	8	10	12	Total	
Very wrong	95.8	85.0	71.6	69.5	82.1	
Wrong	3.2	8.7	18.4	18.1	11.2	
A little bit wrong	0.6	3.7	6.4	7.4	4.1	
Not wrong at all	0.4	2.6	3.5	5.0	2.6	
N of Valid	694	654	592	420	2360	
N of Miss	18	8	8	14	48	

Table 89: How wrong do you think it is for someone your age to: use synthetic marijuana (K2, spice) or bath salts?





Response	6	8	10	12	Total	
Very wrong	95.6	87.0	79.4	77.0	85.8	
Wrong	3.5	7.3	13.9	12.6	8.8	
A little bit wrong	0.1	4.0	4.2	6.4	3.4	
Not wrong at all	0.7	1.7	2.5	4.0	2.0	
N of Valid	688	654	592	421	2355	
N of Miss	24	8	8	13	53	

Table 90: How wrong do you think it is for someone your age to: use LSD, cocaine, amphetamines or another illegal drug?





Response	6	8	10	12	Total	
Very wrong	97.5	90.4	86.7	85.7	90.7	
Wrong	1.7	6.0	10.0	8.6	6.2	
A little bit wrong	0.3	1.7	1.9	3.1	1.6	
Not wrong at all	0.4	2.0	1.5	2.6	1.5	
N of Valid	688	653	592	419	2352	
N of Miss	24	9	8	15	56	

Table 91: At school during the past 12 months, did you receive help from the resource teacher, speech therapist or other special education teacher?



Response	6	8	10	12	Total	
No	76.3	83.2	90.4	92.6	84.8	
Yes	23.7	16.8	9.6	7.4	15.2	
N of Valid	621	606	554	394	2175	
N of Miss	91	56	46	40	233	

Table 92: How many times in the past year (12 months) have you: been suspended from school?








Response	6	8	10	12	Total	
Never	89.7	84.8	89.5	94.0	89.1	
1 to 2 times	8.5	12.0	9.7	4.1	9.0	
3 to 5 times	0.7	1.5	0.7	0.5	0.9	
6 to 9 times	0.6	1.4	0.0	1.0	0.7	
10 to 19 times	0.3	0.2	0.2	0.2	0.2	
20 to 29 times	0.0	0.2	0.0	0.0	0.0	
30 to 39 times	0.0	0.0	0.0	0.0	0.0	
40+ times	0.1	0.0	0.0	0.2	0.1	
N of Valid	692	652	590	416	2350	
N of Miss	20	10	10	18	58	

Table 93: How many times in the past year (12 months) have you: carried a handgun?









Response	6	8	10	12	Total	
Never	93.7	95.6	95.3	95.7	95.0	
1 to 2 times	3.1	1.7	1.5	1.2	2.0	
3 to 5 times	0.9	1.5	0.8	0.7	1.0	
6 to 9 times	0.6	0.3	1.2	1.4	0.8	
10 to 19 times	0.4	0.2	0.3	0.5	0.3	
20 to 29 times	0.7	0.0	0.5	0.2	0.4	
30 to 39 times	0.1	0.2	0.0	0.0	0.1	
40+ times	0.4	0.6	0.3	0.2	0.4	
N of Valid	684	652	591	415	2342	
N of Miss	28	10	9	19	66	

Table 94: How many times in the past year (12 months) have you: sold illegal drugs?









Response	6	8	10	12	Total	
Never	99.6	98.0	94.2	93.5	96.7	
1 to 2 times	0.1	1.1	3.1	1.9	1.5	
3 to 5 times	0.1	0.5	1.4	1.2	0.7	
6 to 9 times	0.0	0.0	0.3	0.7	0.2	
10 to 19 times	0.0	0.2	0.3	0.2	0.2	
20 to 29 times	0.0	0.0	0.2	0.5	0.1	
30 to 39 times	0.0	0.2	0.0	0.2	0.1	
40+ times	0.1	0.2	0.5	1.7	0.5	
N of Valid	689	647	585	416	2337	
N of Miss	23	15	15	18	71	

Table 95: How many times in the past year (12 months) have you: stolen or tried to steal a motor vehicle such as a car or motorcycle?







Response	6	8	10	12	Total	
Never	99.3	98.6	98.3	98.3	98.7	
1 to 2 times	0.4	1.1	1.2	1.2	0.9	
3 to 5 times	0.0	0.3	0.3	0.2	0.2	
6 to 9 times	0.0	0.0	0.0	0.0	0.0	
10 to 19 times	0.0	0.0	0.0	0.2	0.0	
20 to 29 times	0.1	0.0	0.0	0.0	0.0	
30 to 39 times	0.0	0.0	0.0	0.0	0.0	
40+ times	0.1	0.0	0.2	0.0	0.1	
N of Valid	689	650	586	417	2342	
N of Miss	23	12	14	17	66	

Table 96: How many times in the past year (12 months) have you: participated in clubs, organizations or activities at school?









Response	6	8	10	12	Total	
Never	32.4	25.3	23.6	24.0	26.7	
1 to 2 times	26.4	22.3	18.8	10.6	20.5	
3 to 5 times	16.9	16.3	11.0	12.7	14.5	
6 to 9 times	7.3	7.9	7.6	10.1	8.0	
10 to 19 times	4.8	8.5	7.6	8.6	7.2	
20 to 29 times	2.8	3.5	5.6	7.4	4.5	
30 to 39 times	1.9	2.0	2.5	2.6	2.2	
40+ times	7.4	14.2	23.2	24.0	16.2	
N of Valid	685	649	590	417	2341	
N of Miss	27	13	10	17	67	

Table 97: How many times in the past year (12 months) have you: been arrested?







Response	6	8	10	12	Total	
Never	98.8	96.5	95.2	94.7	96.5	
1 to 2 times	0.6	2.3	4.1	4.3	2.6	
3 to 5 times	0.4	0.5	0.3	0.5	0.4	
6 to 9 times	0.0	0.8	0.2	0.2	0.3	
10 to 19 times	0.0	0.0	0.2	0.0	0.0	
20 to 29 times	0.0	0.0	0.0	0.0	0.0	
30 to 39 times	0.0	0.0	0.0	0.0	0.0	
40+ times	0.1	0.0	0.0	0.2	0.1	
N of Valid	687	650	588	414	2339	
N of Miss	25	12	12	20	69	

Table 98: How many times in the past year (12 months) have you: attacked someone with the idea of seriously hurting them?


Response	6	8	10	12	Total	
Never	91.7	86.4	90.3	90.7	89.7	
1 to 2 times	5.8	8.6	6.3	5.7	6.7	
3 to 5 times	1.3	3.2	2.4	2.2	2.3	
6 to 9 times	0.3	0.5	0.5	0.7	0.5	
10 to 19 times	0.1	0.0	0.0	0.7	0.2	
20 to 29 times	0.0	0.8	0.3	0.0	0.3	
30 to 39 times	0.3	0.0	0.0	0.0	0.1	
40+ times	0.4	0.5	0.2	0.0	0.3	
N of Valid	686	649	589	418	2342	
N of Miss	26	13	11	16	66	

Table 99: How many times in the past year (12 months) have you: been drunk or high at school?


Response	6	8	10	12	Total	
Never	98.5	92.9	85.1	84.7	91.1	
1 to 2 times	0.6	3.7	7.1	4.5	3.8	
3 to 5 times	0.4	1.2	2.7	3.6	1.8	
6 to 9 times	0.1	0.5	1.5	1.7	0.9	
10 to 19 times	0.1	0.3	1.7	1.2	0.8	
20 to 29 times	0.0	0.6	0.7	0.7	0.5	
30 to 39 times	0.0	0.3	0.0	0.2	0.1	
40+ times	0.1	0.5	1.2	3.3	1.1	
N of Valid	689	649	590	418	2346	
N of Miss	23	13	10	16	62	

Table 100: How many times in the past year (12 months) have you: taken a handgun to school?

Response	6	8	10	12	Total	
Never	99.7	99.8	99.7	99.5	99.7	
1 to 2 times	0.1	0.2	0.2	0.2	0.2	
3 to 5 times	0.0	0.0	0.0	0.2	0.0	
6 to 9 times	0.0	0.0	0.0	0.0	0.0	
10 to 19 times	0.0	0.0	0.2	0.0	0.0	
20 to 29 times	0.0	0.0	0.0	0.0	0.0	
30 to 39 times	0.0	0.0	0.0	0.0	0.0	
40+ times	0.1	0.0	0.0	0.0	0.0	
N of Valid	691	650	590	418	2349	
N of Miss	21	12	10	16	59	

Table 101: Are you currently on probation, or assigned a probation officer with Juvenile Court?

Response	6	8	10	12	Total	
No	98.0	96.8	96.3	98.0	97.2	
Yes	2.0	3.2	3.7	2.0	2.8	
N of Valid	610	600	565	400	2175	
N of Miss	102	62	35	34	233	

Table 102: Have you ever belonged to a gang?

Response	6	8	10	12	Total	
No	94.0	91.3	94.3	93.1	93.2	
No, but would like to	1.5	1.2	1.2	1.4	1.3	
Yes, in the past	2.3	4.3	3.2	1.4	2.9	
Yes, belong now	1.7	2.6	1.0	3.3	2.1	
Yes, but would like to get out	0.4	0.6	0.3	0.7	0.5	
N of Valid	689	654	593	418	2354	
N of Miss	23	8	7	16	54	

Table 103: If you have ever belonged to a gang, did that gang have a name?




Response	6	8	10	12	Total	
No	9.9	6.8	10.8	14.8	10.1	
Yes	3.8	7.4	4.4	5.4	5.2	
I have never belonged to a gang	86.3	85.8	84.8	79.8	84.6	
N of Valid	686	649	585	411	2331	
N of Miss	26	13	15	23	77	

Table 104: You are at a party at someone's house, and one of your friends offers you a drink containing alcohol. What would you say or do?





Response	6	8	10	12	Total	
Drink it	3.5	20.1	35.4	40.4	22.8	
Tell your friend, 'No thanks, I don't drink' and suggest that you and your friend go and do something else	43.0	38.6	29.4	26.7	35.4	
Just say, 'No thanks' and walk away	32.9	30.2	25.7	26.2	29.2	
Make up a good excuse, tell your friend you had something else to do, and leave	20.5	11.1	9.5	6.7	12.7	
N of Valid	677	648	588	416	2329	
N of Miss	35	14	12	18	79	

Table 105: How often do you attend religious services or activities?





Response	6	8	10	12	Total	
Never	20.4	13.7	15.9	14.3	16.3	
Rarely	24.2	28.4	23.4	25.9	25.5	
1-2 Times a Month	13.3	14.5	14.1	16.0	14.3	
About Once a Week or More	42.1	43.4	46.6	43.8	43.9	
N of Valid	670	648	590	413	2321	
N of Miss	42	14	10	21	87	

Table 106: I think sometimes it's okay to cheat at school.


Response	6	8	10	12	Total	
NO!	69.8	36.7	21.2	22.2	40.0	
no	22.5	44.5	39.6	35.9	35.3	
yes	6.2	17.1	33.3	33.5	20.9	
YES!	1.5	1.7	5.9	8.4	3.9	
N of Valid	689	649	589	415	2342	
N of Miss	23	13	11	19	66	

Table 107: It is important to think before you act.

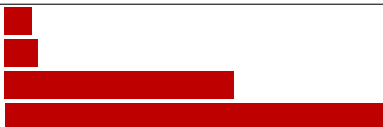
Response	6	8	10	12	Total	
NO!	1.5	2.2	1.5	2.4	1.8	
no	2.3	3.6	2.1	3.9	2.9	
yes	21.9	36.3	44.4	42.7	35.2	
YES!	74.3	58.0	52.0	51.1	60.1	
N of Valid	689	647	585	415	2336	
N of Miss	23	15	15	19	72	

Table 108: Sometimes I think that life is not worth it.


Response	6	8	10	12	Total	
NO!	62.6	43.6	40.0	48.8	49.2	
no	15.8	25.7	24.9	23.1	22.1	
yes	16.2	20.5	23.9	22.3	20.4	
YES!	5.5	10.2	11.2	5.8	8.3	
N of Valid	673	638	582	412	2305	
N of Miss	39	24	18	22	103	

Table 109: At times I think I am no good at all.

Response	6	8	10	12	Total	
NO!	45.1	31.2	25.5	34.8	34.5	
no	20.0	23.9	29.6	27.3	24.8	
yes	25.7	32.8	30.6	30.4	29.7	
YES!	9.2	12.1	14.3	7.5	11.0	
N of Valid	674	644	581	414	2313	
N of Miss	38	18	19	20	95	

Table 110: All in all, I am inclined to think that I am a failure.

Response	6	8	10	12	Total	
NO!	63.7	46.7	40.2	48.3	50.3	
no	19.9	29.8	35.6	32.5	28.9	
yes	10.1	15.8	16.6	14.6	14.1	
YES!	6.3	7.7	7.5	4.6	6.7	
N of Valid	664	640	584	412	2300	
N of Miss	48	22	16	22	108	

Table 111: In the past year, have you felt depressed or sad MOST days, even if you felt okay sometimes?

Response	6	8	10	12	Total	
NO!	35.0	31.6	24.1	35.6	31.4	
no	21.2	24.5	25.4	24.2	23.7	
yes	27.5	25.7	31.6	27.8	28.1	
YES!	16.3	18.2	18.9	12.3	16.8	
N of Valid	683	642	586	413	2324	
N of Miss	29	20	14	21	84	

Table 112: It is all right to beat up people if they start the fight.





Response	6	8	10	12	Total	
NO!	53.7	24.3	21.2	26.7	32.6	
no	15.0	23.6	23.9	22.3	20.9	
yes	17.2	30.7	28.0	29.1	25.8	
YES!	14.1	21.4	26.8	21.8	20.7	
N of Valid	680	639	585	412	2316	
N of Miss	32	23	15	22	92	

Table 113: I think it is okay to take something without asking if you can get away with it.





Response	6	8	10	12	Total	
NO!	82.4	55.4	53.4	58.6	63.4	
no	14.2	36.2	41.1	34.4	30.7	
yes	2.1	6.5	4.3	5.1	4.4	
YES!	1.3	1.9	1.2	1.9	1.6	
N of Valid	678	644	584	413	2319	
N of Miss	34	18	16	21	89	

Table 114: Where do you get the most information about living a drug and alcohol free life? Parents/guardians





Response	6	8	10	12	Total	
All the time	52.9	43.7	40.1	33.0	43.6	
Most	24.3	27.3	26.8	32.0	27.1	
Some	13.0	18.6	20.3	21.3	17.9	
Very little	9.7	10.4	12.8	13.7	11.4	
N of Valid	667	645	586	409	2307	
N of Miss	45	17	14	25	101	

Table 115: Where do you get the most information about living a drug and alcohol free life? Friends





Response	6	8	10	12	Total	
All the time	23.5	13.3	9.3	9.8	14.6	
Most	13.6	15.2	16.0	16.0	15.1	
Some	23.7	27.9	32.4	30.2	28.3	
Very little	39.3	43.5	42.2	44.0	42.1	
N of Valid	642	637	580	407	2266	
N of Miss	70	25	20	27	142	

Table 116: Where do you get the most information about living a drug and alcohol free life? Family members





Response	6	8	10	12	Total	
All the time	46.0	34.0	27.5	24.1	34.0	
Most	23.5	25.2	25.1	27.1	25.0	
Some	18.6	26.3	29.3	28.8	25.3	
Very little	12.0	14.5	18.1	20.0	15.7	
N of Valid	652	635	581	406	2274	
N of Miss	60	27	19	28	134	

Table 117: Where do you get the most information about living a drug and alcohol free life? School





Response	6	8	10	12	Total	
All the time	57.3	46.4	30.5	23.2	41.4	
Most	23.3	27.6	28.9	32.8	27.6	
Some	11.9	16.5	26.2	27.1	19.5	
Very little	7.6	9.5	14.5	16.9	11.5	
N of Valid	662	642	581	409	2294	
N of Miss	50	20	19	25	114	

Table 118: Where do you get the most information about living a drug and alcohol free life? Internet





Response	6	8	10	12	Total	
All the time	13.6	10.9	8.1	7.5	10.4	
Most	10.3	9.0	8.0	10.4	9.4	
Some	19.7	24.7	27.0	24.9	23.9	
Very little	56.3	55.3	56.9	57.2	56.4	
N of Valid	639	631	578	402	2250	
N of Miss	73	31	22	32	158	

Table 119: Where do you get the most information about living a drug and alcohol free life? TV





Response	6	8	10	12	Total	
All the time	15.8	12.2	9.5	5.7	11.4	
Most	13.3	11.4	11.0	12.1	12.0	
Some	25.5	30.0	30.6	30.0	28.9	
Very little	45.3	46.4	48.9	52.2	47.8	
N of Valid	638	631	581	404	2254	
N of Miss	74	31	19	30	154	

Table 120: Where do you get the most information about living a drug and alcohol free life? Social media





Response	6	8	10	12	Total	
All the time	16.2	10.1	8.3	7.2	10.8	
Most	11.4	10.6	9.9	10.7	10.6	
Some	19.5	24.3	26.5	25.6	23.8	
Very little	53.0	55.0	55.3	56.5	54.8	
N of Valid	625	625	577	402	2229	
N of Miss	87	37	23	32	179	

Table 121: How much do you think people risk harming themselves (physically or in other ways) if they: smoked one or more packs of cigarettes per day?





Response	6	8	10	12	Total	
No risk	13.7	8.1	5.3	3.9	8.3	
Slight risk	6.7	7.4	5.7	7.9	6.8	
Moderate risk	19.4	21.4	22.6	22.1	21.3	
Great risk	60.2	63.1	66.4	66.1	63.6	
N of Valid	659	639	580	407	2285	
N of Miss	53	23	20	27	123	

Table 122: How much do you think people risk harming themselves (physically or in other ways) if they: try marijuana once or twice?





Response	6	8	10	12	Total	
No risk	16.0	23.0	35.5	36.0	26.5	
Slight risk	20.8	27.1	27.3	30.4	25.9	
Moderate risk	24.6	21.3	17.3	14.5	20.0	
Great risk	38.6	28.6	19.9	19.1	27.6	
N of Valid	650	639	578	408	2275	
N of Miss	62	23	22	26	133	

Table 123: How much do you think people risk harming themselves (physically or in other ways) if they: smoke marijuana once or twice a week?





Response	6	8	10	12	Total	
No risk	14.5	16.5	23.0	22.9	18.7	
Slight risk	6.9	11.4	18.8	26.3	14.7	
Moderate risk	22.1	26.9	24.6	22.9	24.2	
Great risk	56.5	45.2	33.6	28.0	42.4	
N of Valid	648	631	574	407	2260	
N of Miss	64	31	26	27	148	

Table 124: How much do you think people risk harming themselves (physically or in other ways) if they: take one or two drinks of an alcoholic beverage (beer, wine, liquor) nearly every day?





Response	6	8	10	12	Total	
No risk	14.0	12.3	11.4	11.3	12.4	
Slight risk	15.1	19.4	22.2	19.9	18.9	
Moderate risk	23.3	27.2	29.3	30.2	27.1	
Great risk	47.6	41.1	37.1	38.6	41.5	
N of Valid	657	640	577	407	2281	
N of Miss	55	22	23	27	127	

Table 125: How much do you think people risk harming themselves (physically or in other ways) if they: have five or more drinks of an alcoholic beverage once or twice each weekend?





Response	6	8	10	12	Total	
No risk	13.8	9.2	9.2	9.1	10.5	
Slight risk	7.0	11.7	14.5	16.7	12.0	
Moderate risk	21.1	24.3	29.4	28.5	25.4	
Great risk	58.0	54.8	47.0	45.7	52.1	
N of Valid	653	633	579	407	2272	
N of Miss	59	29	21	27	136	

Table 126: How much do you think people risk harming themselves (physically or in other ways) if they: use prescription drugs that are not prescribed to them?





Response	6	8	10	12	Total	
No risk	13.3	7.5	5.5	4.7	8.2	
Slight risk	4.1	6.9	6.0	6.4	5.8	
Moderate risk	11.8	17.7	22.5	23.6	18.3	
Great risk	70.8	67.8	66.0	65.4	67.8	
N of Valid	653	637	579	407	2276	
N of Miss	59	25	21	27	132	

Table 127: How much do you think people risk harming themselves (physically or in other ways) if they: use non-prescription drugs to get high?


Response	6	8	10	12	Total	
No risk	12.4	8.0	4.7	4.4	7.8	
Slight risk	4.5	5.5	5.9	7.9	5.7	
Moderate risk	10.4	16.5	21.9	20.0	16.8	
Great risk	72.7	70.1	67.5	67.7	69.7	
N of Valid	651	638	579	405	2273	
N of Miss	61	24	21	29	135	

Table 128: Have you ever used smokeless tobacco (chew, snuff, plug, dipping tobacco, or chewing tobacco)?


Response	6	8	10	12	Total	
Never	97.9	84.6	78.1	81.2	86.3	
Once or Twice	1.5	7.9	11.0	8.9	7.0	
Once in a while but not regularly	0.6	4.5	3.6	2.5	2.8	
Regularly in the past	0.0	1.1	2.4	2.0	1.3	
Regularly now	0.0	1.9	4.8	5.4	2.7	
N of Valid	673	642	581	405	2301	
N of Miss	39	20	19	29	107	

Table 129: How often have you taken smokeless tobacco during the past 30 days?


Response	6	8	10	12	Total	
Not at all	99.3	92.2	90.2	91.1	93.5	
Once or twice	0.4	5.0	4.0	2.5	3.0	
Once or twice per week	0.3	0.5	1.0	0.2	0.5	
Three to five times per week	0.0	0.6	1.9	0.7	0.8	
About once a day	0.0	0.5	0.5	0.7	0.4	
More than once a day	0.0	1.2	2.4	4.7	1.8	
N of Valid	670	641	580	403	2294	
N of Miss	42	21	20	31	114	

Table 130: Have you ever smoked cigarettes?






Response	6	8	10	12	Total	
Never	92.4	78.1	64.3	64.7	76.4	
Once or Twice	6.0	13.3	18.8	16.4	13.1	
Once in a while but not regularly	0.6	5.5	7.6	9.7	5.3	
Regularly in the past	0.9	2.2	5.0	3.0	2.7	
Regularly now	0.1	0.9	4.3	6.2	2.5	
N of Valid	671	638	580	402	2291	
N of Miss	41	24	20	32	117	

Table 131: How frequently have you smoked cigarettes during the past 30 days?








Response	6	8	10	12	Total	
Not at all	98.7	94.5	89.1	85.3	92.8	
Less than one cigarette per day	0.9	3.8	4.8	7.2	3.8	
One to five cigarettes per day	0.4	1.1	4.7	3.2	2.2	
About one-half pack per day	0.0	0.3	0.7	3.0	0.8	
About one pack per day	0.0	0.2	0.5	1.0	0.3	
About one and one-half packs per day	0.0	0.0	0.2	0.0	0.0	
Two packs or more per day	0.0	0.2	0.0	0.2	0.1	
N of Valid	671	638	580	401	2290	
N of Miss	41	24	20	33	118	

Table 132: Which statement best describes rules about smoking inside your home?






Response	6	8	10	12	Total	
Smoking is not allowed anywhere inside your home	65.2	66.9	69.0	73.3	68.1	
Smoking is allowed in some places and at some times	10.9	8.3	9.0	6.7	9.0	
Smoking is allowed anywhere inside the home	2.3	4.5	3.3	4.0	3.5	
There are no rules about smoking inside the home	4.5	6.4	7.1	8.7	6.5	
I don't know	17.1	13.8	11.6	7.2	13.0	
N of Valid	661	638	578	401	2278	
N of Miss	51	24	22	33	130	

Table 133: Which statement best describes rules about smoking in your family cars?

Response	6	8	10	12	Total	
Smoking is never allowed in any car	62.9	56.9	57.6	66.2	60.5	
Smoking is allowed sometimes or in some cars	12.3	15.7	15.2	12.5	14.0	
Smoking is allowed in any car anytime	3.7	4.9	6.6	5.3	5.0	
There are no rules about smoking in the car	4.3	8.2	9.2	7.3	7.1	
We do not have a family car	1.1	1.7	0.7	1.3	1.2	
I don't know	15.8	12.6	10.7	7.5	12.1	
N of Valid	653	636	578	399	2266	
N of Miss	59	26	22	35	142	

Table 134: During this school year, were you taught in any of your classes about the dangers of tobacco use?

Response	6	8	10	12	Total	
Strongly agree	47.9	29.4	17.7	14.0	29.0	
Agree	24.5	32.9	32.1	20.1	28.0	
Disagree	4.4	12.0	16.0	20.1	12.3	
Strongly disagree	4.9	6.7	14.7	25.4	11.6	
I don't know	18.4	18.9	19.5	20.6	19.2	
N of Valid	637	623	570	394	2224	
N of Miss	75	39	30	40	184	

Table 135: During the past 12 months, have you participated in any community activities to discourage people your age from using cigarettes, chewing tobacco, snuff, dip or cigars?

Response	6	8	10	12	Total	
Strongly agree	24.5	13.1	9.6	13.5	15.5	
Agree	15.0	18.3	18.9	12.0	16.4	
Disagree	11.0	18.1	21.2	20.1	17.3	
Strongly disagree	16.9	22.2	27.8	33.3	24.1	
I don't know	32.7	28.3	22.5	21.1	26.8	
N of Valid	621	618	565	393	2197	
N of Miss	91	44	35	41	211	

Table 136: Think back over the last two weeks. How many times have you had five or more alcoholic drinks in a row?


Response	6	8	10	12	Total	
None	97.1	90.4	87.0	79.0	89.5	
Once	2.0	2.7	6.1	8.8	4.4	
Twice	0.2	3.0	3.0	4.5	2.4	
3-5 times	0.3	2.1	2.3	5.1	2.1	
6-9 times	0.3	0.8	0.5	0.8	0.6	
10 or more times	0.2	1.0	1.2	1.8	0.9	
N of Valid	651	628	575	396	2250	
N of Miss	61	34	25	38	158	

Table 137: During the past 30 days, how many times did you ride in a car or other vehicle driven by someone who had been drinking alcohol or using drugs to get high?


Response	6	8	10	12	Total	
0 times	90.3	84.5	78.7	76.5	83.3	
1 time	5.8	4.6	8.7	8.7	6.7	
2 or 3 times	1.4	5.3	7.5	6.9	5.0	
4 or 5 times	0.8	2.1	2.1	2.3	1.7	
6 or more times	1.7	3.5	3.0	5.6	3.2	
N of Valid	640	625	574	391	2230	
N of Miss	72	37	26	43	178	

Table 138: During the past 30 days, how many times did you drive a car or other vehicle when you had been drinking alcohol or using drugs to get high?


Response	6	8	10	12	Total	
I did not drive a car in the past 30 days	51.7	57.3	37.5	21.2	44.1	
0 times	47.5	39.7	58.2	66.8	51.6	
1 time	0.3	0.8	2.1	3.3	1.5	
2 or 3 times	0.2	1.2	1.1	4.3	1.4	
4 or 5 times	0.2	0.5	0.5	1.3	0.6	
6 or more times	0.2	0.5	0.5	3.1	0.9	
N of Valid	615	602	560	391	2168	
N of Miss	97	60	40	43	240	

Table 139: If you drank alcohol (not just a sip or taste) in the past year, how did you usually get it?













Response	6	8	10	12	Total	
I did not drink alcohol in the past year	92.5	77.9	60.1	49.2	72.4	
I bought it myself with a fake ID	0.0	0.3	0.4	0.5	0.3	
I bought it myself without a fake ID	0.2	0.5	0.2	3.4	0.8	
I got it from someone I know age 21 or older	0.6	4.4	12.6	23.7	8.9	
I got it from someone I know under age 21	0.3	3.3	6.0	8.1	4.0	
I got it from my brother or sister	0.5	1.5	2.1	0.8	1.2	
I got it from home with my parents' permission	1.8	2.9	4.4	5.2	3.4	
I got it from home without my parents' permission	0.8	3.1	5.0	2.1	2.8	
I got it from another relative	0.5	1.5	1.2	0.8	1.0	
A stranger bought it for me	0.0	0.0	0.2	1.6	0.3	
I took it from a store or shop	0.0	0.2	0.2	0.3	0.1	
Other	2.8	4.6	7.6	4.4	4.8	
N of Valid	616	615	564	384	2179	
N of Miss	96	47	36	50	229	

Table 140: If you drank alcohol (not just a sip or taste) in the past year, where did you usually drink it?











Response	6	8	10	12	Total	
I did not drink alcohol in the past year	94.3	78.9	60.0	50.4	73.3	
at my home	2.8	9.5	11.6	11.5	8.5	
at someone else's home	1.1	6.9	20.6	25.1	12.1	
at an open area like a park, beach, field, back road, woods, or a street corner	1.1	2.6	5.3	7.3	3.7	
at a sporting event or concert	0.3	0.3	0.0	1.0	0.4	
at a restaurant, bar, or a nightclub	0.0	0.8	0.7	1.6	0.7	
at an empty building or a construction site	0.0	0.2	0.5	0.5	0.3	
at a hotel/motel	0.0	0.2	0.0	0.3	0.1	
in a car	0.3	0.2	0.5	1.3	0.5	
at school	0.0	0.5	0.7	1.0	0.5	
N of Valid	610	612	567	383	2172	
N of Miss	102	50	33	51	236	

Table 141: How do you feel about someone your age having one or two drinks of an alcoholic beverage nearly every day?


Response	6	8	10	12	Total	
Neither approve nor disapprove	17.3	25.3	31.5	24.9	24.6	
Somewhat disapprove	6.2	12.6	19.4	24.7	14.7	
Strongly disapprove	57.9	50.9	39.6	39.1	47.8	
Don't know or can't say	18.6	11.2	9.5	11.3	12.8	
N of Valid	613	617	568	389	2187	
N of Miss	99	45	32	45	221	

Table 142: On how many occasions have you had alcoholic beverages (beer, wine or hard liquor) to drink in your lifetime - more than just a few sips?


Response	6	8	10	12	Total	
0	91.0	70.3	50.1	41.9	66.1	
01/02/13	5.7	12.0	14.0	10.8	10.5	
03/05/13	1.6	5.8	10.3	8.2	6.1	
06/09/13	0.8	4.3	6.8	11.3	5.2	
10/19/13	0.3	2.6	9.2	8.2	4.6	
20-39	0.3	1.9	4.7	6.7	3.0	
40	0.3	3.0	4.9	12.9	4.4	
N of Valid	645	623	573	389	2230	
N of Miss	67	39	27	45	178	

Table 143: On how many occasions have you drunk one of more drinks of an alcoholic beverage during the past 30 days?


Response	6	8	10	12	Total	
0	98.3	88.9	79.7	71.0	86.1	
01/02/13	1.2	5.0	12.1	16.5	7.7	
03/05/13	0.3	2.9	4.9	4.4	2.9	
06/09/13	0.2	1.3	1.7	5.7	1.8	
10/19/13	0.0	0.6	1.2	2.1	0.9	
20-39	0.0	0.5	0.2	0.0	0.2	
40	0.0	0.8	0.2	0.5	0.4	
N of Valid	643	622	572	389	2226	
N of Miss	69	40	28	45	182	

Table 144: On how many occasions have you used marijuana (grass, pot) or hashish (hash, hash oil) in your lifetime?








Response	6	8	10	12	Total	
0	98.9	84.7	68.3	65.7	81.3	
01/02/13	0.5	5.8	7.5	7.7	5.0	
03/05/13	0.2	2.1	3.0	4.9	2.2	
06/09/13	0.0	2.3	4.0	3.9	2.3	
10/19/13	0.2	1.3	5.9	2.6	2.4	
20-39	0.0	1.3	3.1	3.1	1.7	
40	0.3	2.6	8.2	12.1	5.0	
N of Valid	642	621	574	388	2225	
N of Miss	70	41	26	46	183	

Table 145: On how many occasions have you used marijuana (grass, pot) or hashish (hash, hash oil) during the past 30 days?








Response	6	8	10	12	Total	
0	99.5	94.1	84.8	84.2	91.6	
01/02/13	0.0	2.2	5.4	4.7	2.8	
03/05/13	0.3	1.3	2.8	2.1	1.5	
06/09/13	0.0	0.3	0.7	2.1	0.6	
10/19/13	0.2	1.1	1.7	1.8	1.1	
20-39	0.0	0.2	1.4	2.1	0.8	
40	0.0	0.8	3.1	3.1	1.6	
N of Valid	640	625	573	387	2225	
N of Miss	72	37	27	47	183	

Table 146: On how many occasions have you used LSD or other psychedelics in your lifetime?








Response	6	8	10	12	Total	
0	99.5	98.7	98.6	95.1	98.3	
01/02/13	0.3	0.3	0.7	2.6	0.8	
03/05/13	0.2	0.3	0.5	1.3	0.5	
06/09/13	0.0	0.2	0.0	0.8	0.2	
10/19/13	0.0	0.2	0.2	0.0	0.1	
20-39	0.0	0.0	0.0	0.3	0.0	
40	0.0	0.3	0.0	0.0	0.1	
N of Valid	630	621	573	389	2213	
N of Miss	82	41	27	45	195	

Table 147: On how many occasions have you used LSD or other psychedelics during the past 30 days?

Response	6	8	10	12	Total	
0	99.8	99.2	99.6	99.0	99.5	
01/02/13	0.2	0.6	0.2	1.0	0.5	
03/05/13	0.0	0.0	0.2	0.0	0.0	
06/09/13	0.0	0.0	0.0	0.0	0.0	
10/19/13	0.0	0.0	0.0	0.0	0.0	
20-39	0.0	0.2	0.0	0.0	0.0	
40	0.0	0.0	0.0	0.0	0.0	
N of Valid	631	622	571	389	2213	
N of Miss	81	40	29	45	195	

Table 148: On how many occasions have you used cocaine or crack in your lifetime?

Response	6	8	10	12	Total	
0	99.5	98.2	98.4	97.9	98.6	
01/02/13	0.3	1.0	0.7	1.5	0.8	
03/05/13	0.2	0.3	0.5	0.0	0.3	
06/09/13	0.0	0.2	0.2	0.3	0.1	
10/19/13	0.0	0.2	0.2	0.0	0.1	
20-39	0.0	0.0	0.0	0.0	0.0	
40	0.0	0.2	0.0	0.3	0.1	
N of Valid	636	623	574	388	2221	
N of Miss	76	39	26	46	187	

Table 149: On how many occasions have you used cocaine or crack during the past 30 days?

Response	6	8	10	12	Total	
0	99.8	99.4	99.8	99.5	99.6	
01/02/13	0.0	0.5	0.2	0.0	0.2	
03/05/13	0.2	0.2	0.0	0.3	0.1	
06/09/13	0.0	0.0	0.0	0.0	0.0	
10/19/13	0.0	0.0	0.0	0.0	0.0	
20-39	0.0	0.0	0.0	0.0	0.0	
40	0.0	0.0	0.0	0.3	0.0	
N of Valid	638	622	573	389	2222	
N of Miss	74	40	27	45	186	

Table 150: On how many occasions have you sniffed glue, breathed the contents of an aerosol spray can, or inhaled other gases or sprays, in order to get high in your lifetime?


Response	6	8	10	12	Total	
0	96.9	91.3	90.1	95.6	93.3	
01/02/13	2.5	3.9	5.4	2.6	3.6	
03/05/13	0.2	1.6	1.9	1.0	1.2	
06/09/13	0.0	1.4	0.9	0.3	0.7	
10/19/13	0.0	0.6	0.7	0.5	0.4	
20-39	0.2	0.0	0.9	0.0	0.3	
40	0.3	1.1	0.2	0.0	0.4	
N of Valid	640	621	574	388	2223	
N of Miss	72	41	26	46	185	

Table 151: On how many occasions have you sniffed glue, breathed the contents of an aerosol spray can, or inhaled other gases or sprays, in order to get high during the past 30 days?


Response	6	8	10	12	Total	
0	98.4	95.5	97.7	99.7	97.7	
01/02/13	1.3	2.4	1.6	0.3	1.5	
03/05/13	0.2	1.3	0.5	0.0	0.5	
06/09/13	0.0	0.5	0.2	0.0	0.2	
10/19/13	0.0	0.2	0.0	0.0	0.0	
20-39	0.2	0.0	0.0	0.0	0.0	
40	0.0	0.2	0.0	0.0	0.0	
N of Valid	633	620	573	388	2214	
N of Miss	79	42	27	46	194	

Table 152: On how many occasions have you used Daztrex in your lifetime?


Response	6	8	10	12	Total	
0	100.0	100.0	100.0	100.0	100.0	
01/02/13	0.0	0.0	0.0	0.0	0.0	
03/05/13	0.0	0.0	0.0	0.0	0.0	
06/09/13	0.0	0.0	0.0	0.0	0.0	
10/19/13	0.0	0.0	0.0	0.0	0.0	
20-39	0.0	0.0	0.0	0.0	0.0	
40	0.0	0.0	0.0	0.0	0.0	
N of Valid	626	620	570	388	2204	
N of Miss	86	42	30	46	204	

Table 153: On how many occasions have you used Daztrex during the past 30 days?


Response	6	8	10	12	Total	
0	100.0	100.0	100.0	100.0	100.0	
01/02/13	0.0	0.0	0.0	0.0	0.0	
03/05/13	0.0	0.0	0.0	0.0	0.0	
06/09/13	0.0	0.0	0.0	0.0	0.0	
10/19/13	0.0	0.0	0.0	0.0	0.0	
20-39	0.0	0.0	0.0	0.0	0.0	
40	0.0	0.0	0.0	0.0	0.0	
N of Valid	626	619	568	389	2202	
N of Miss	86	43	32	45	206	

Table 154: On how many occasions have you used synthetic marijuana in your lifetime?







Response	6	8	10	12	Total	
0	100.0	96.0	92.1	90.7	95.2	
01/02/13	0.0	1.8	4.4	4.7	2.4	
03/05/13	0.0	1.1	2.1	1.8	1.2	
06/09/13	0.0	0.2	0.4	1.6	0.4	
10/19/13	0.0	0.6	0.2	0.8	0.4	
20-39	0.0	0.0	0.0	0.0	0.0	
40	0.0	0.3	0.9	0.5	0.4	
N of Valid	635	620	571	387	2213	
N of Miss	77	42	29	47	195	

Table 155: On how many occasions have you used synthetic marijuana during the past 30 days?


Response	6	8	10	12	Total	
0	100.0	98.2	98.9	99.5	99.1	
01/02/13	0.0	0.8	0.7	0.0	0.4	
03/05/13	0.0	0.3	0.0	0.3	0.1	
06/09/13	0.0	0.3	0.0	0.0	0.1	
10/19/13	0.0	0.3	0.2	0.3	0.2	
20-39	0.0	0.0	0.0	0.0	0.0	
40	0.0	0.0	0.2	0.0	0.0	
N of Valid	631	616	570	388	2205	
N of Miss	81	46	30	46	203	

Table 156: On how many occasions have you used methamphetamines (meth, speed, crank, crystal meth) in your lifetime?


Response	6	8	10	12	Total	
0	100.0	98.4	98.2	98.7	98.9	
01/02/13	0.0	0.8	0.5	0.3	0.4	
03/05/13	0.0	0.2	0.0	0.3	0.1	
06/09/13	0.0	0.3	0.7	0.3	0.3	
10/19/13	0.0	0.0	0.2	0.0	0.0	
20-39	0.0	0.0	0.2	0.3	0.1	
40	0.0	0.3	0.2	0.3	0.2	
N of Valid	631	620	568	385	2204	
N of Miss	81	42	32	49	204	

Table 157: On how many occasions have you used methamphetamines (meth, speed, crank, crystal meth) in the past 30 days?


Response	6	8	10	12	Total	
0	100.0	99.5	99.3	99.2	99.5	
01/02/13	0.0	0.3	0.2	0.5	0.2	
03/05/13	0.0	0.0	0.4	0.0	0.1	
06/09/13	0.0	0.0	0.2	0.0	0.0	
10/19/13	0.0	0.0	0.0	0.0	0.0	
20-39	0.0	0.0	0.0	0.0	0.0	
40	0.0	0.2	0.0	0.3	0.1	
N of Valid	628	616	570	387	2201	
N of Miss	84	46	30	47	207	

Table 158: On how many occasions have you used other chemical products (bath salts, plant food, etc.) in your lifetime?


Response	6	8	10	12	Total	
0	99.0	99.2	99.3	99.5	99.2	
01/02/13	0.5	0.5	0.5	0.3	0.5	
03/05/13	0.3	0.2	0.2	0.0	0.2	
06/09/13	0.0	0.0	0.0	0.0	0.0	
10/19/13	0.0	0.2	0.0	0.0	0.0	
20-39	0.0	0.0	0.0	0.0	0.0	
40	0.2	0.0	0.0	0.3	0.1	
N of Valid	628	615	570	386	2199	
N of Miss	84	47	30	48	209	

Table 159: On how many occasions have you used other chemical products (bath salts, plant food, etc.) during the past 30 days?


Response	6	8	10	12	Total	
0	99.8	99.8	100.0	99.7	99.9	
01/02/13	0.0	0.2	0.0	0.0	0.0	
03/05/13	0.2	0.0	0.0	0.0	0.0	
06/09/13	0.0	0.0	0.0	0.0	0.0	
10/19/13	0.0	0.0	0.0	0.0	0.0	
20-39	0.0	0.0	0.0	0.0	0.0	
40	0.0	0.0	0.0	0.3	0.0	
N of Valid	628	616	571	385	2200	
N of Miss	84	46	29	49	208	

Table 160: On how many occasions have you used heroin or other opiates in your lifetime?


Response	6	8	10	12	Total	
0	99.8	99.0	98.2	99.0	99.0	
01/02/13	0.2	0.5	0.9	0.3	0.5	
03/05/13	0.0	0.3	0.5	0.0	0.2	
06/09/13	0.0	0.0	0.2	0.3	0.1	
10/19/13	0.0	0.2	0.0	0.3	0.1	
20-39	0.0	0.0	0.2	0.0	0.0	
40	0.0	0.0	0.0	0.3	0.0	
N of Valid	628	618	568	385	2199	
N of Miss	84	44	32	49	209	

Table 161: On how many occasions have you used heroin or other opiates during the past 30 days?



Response	6	8	10	12	Total	
0	100.0	99.5	99.5	100.0	99.7	
01/02/13	0.0	0.5	0.5	0.0	0.3	
03/05/13	0.0	0.0	0.0	0.0	0.0	
06/09/13	0.0	0.0	0.0	0.0	0.0	
10/19/13	0.0	0.0	0.0	0.0	0.0	
20-39	0.0	0.0	0.0	0.0	0.0	
40	0.0	0.0	0.0	0.0	0.0	
N of Valid	628	618	569	385	2200	
N of Miss	84	44	31	49	208	

Table 162: On how many occasions have you used MDMA ('X', 'E', or ecstasy) in your lifetime?








Response	6	8	10	12	Total	
0	100.0	98.5	97.5	94.5	98.0	
01/02/13	0.0	0.7	1.4	3.1	1.1	
03/05/13	0.0	0.5	0.4	1.0	0.4	
06/09/13	0.0	0.2	0.5	0.5	0.3	
10/19/13	0.0	0.0	0.2	0.5	0.1	
20-39	0.0	0.2	0.0	0.0	0.0	
40	0.0	0.0	0.0	0.3	0.0	
N of Valid	622	615	566	385	2188	
N of Miss	90	47	34	49	220	

Table 163: On how many occasions have you used MDMA ('X', 'E', or ecstasy) during the past 30 days?





Response	6	8	10	12	Total	
0	100.0	99.2	99.5	99.2	99.5	
01/02/13	0.0	0.7	0.2	0.3	0.3	
03/05/13	0.0	0.2	0.4	0.3	0.2	
06/09/13	0.0	0.0	0.0	0.0	0.0	
10/19/13	0.0	0.0	0.0	0.3	0.0	
20-39	0.0	0.0	0.0	0.0	0.0	
40	0.0	0.0	0.0	0.0	0.0	
N of Valid	620	615	570	385	2190	
N of Miss	92	47	30	49	218	

Table 164: On how many occasions have you taken prescription drugs (such as Valium, Xanax, Ritalin, Adderall, OxyContin, Darvocet, or sleeping pills) not prescribed to you in your lifetime?








Response	6	8	10	12	Total	
0	97.1	93.3	85.4	83.1	90.6	
01/02/13	1.4	2.8	4.6	3.6	3.0	
03/05/13	0.5	1.3	3.7	4.9	2.3	
06/09/13	0.0	0.7	2.3	3.1	1.3	
10/19/13	0.2	0.7	2.1	2.6	1.2	
20-39	0.0	0.5	0.9	1.3	0.6	
40	0.8	0.8	1.1	1.3	1.0	
N of Valid	624	615	568	385	2192	
N of Miss	88	47	32	49	216	

Table 165: On how many occasions have you taken prescription drugs (such as Valium, Xanax, Ritalin, Adderall, OxyContin, Darvocet, or sleeping pills) not prescribed to you during the past 30 days?








Response	6	8	10	12	Total	
0	99.2	96.6	94.4	90.9	95.8	
01/02/13	0.6	2.1	3.0	5.5	2.5	
03/05/13	0.0	0.7	1.2	2.6	1.0	
06/09/13	0.0	0.5	0.2	0.5	0.3	
10/19/13	0.0	0.2	1.1	0.3	0.4	
20-39	0.0	0.0	0.2	0.0	0.0	
40	0.2	0.0	0.0	0.3	0.1	
N of Valid	623	615	568	383	2189	
N of Miss	89	47	32	51	219	

Table 166: On how many occasions have you taken non-prescription medicines such as diet pills (for example, Dietac, Dexatrim or Prolamine), stay-awake pills (for example No-Doz, Vivarin, or Wake), or cough or cold medicines (robos, DXM, etc.) to get high in your lifetime?








Response	6	8	10	12	Total	
0	99.0	96.3	92.6	94.8	95.9	
01/02/13	0.5	0.7	2.6	1.3	1.2	
03/05/13	0.2	0.2	1.4	1.8	0.8	
06/09/13	0.0	0.8	1.6	0.8	0.8	
10/19/13	0.2	0.3	0.4	0.3	0.3	
20-39	0.0	1.0	0.5	0.8	0.5	
40	0.2	0.8	0.9	0.3	0.5	
N of Valid	625	615	568	386	2194	
N of Miss	87	47	32	48	214	

Table 167: On how many occasions have you taken non-prescription medicines such as diet pills (for example, Dietac, Dexatrim or Prolamine), stay-awake pills (for example No-Doz, Vivarin, or Wake), or cough or cold medicines (robos, DXM, etc.) to get high during the past 30 days?








Response	6	8	10	12	Total	
0	99.2	98.2	97.7	98.7	98.4	
01/02/13	0.6	0.7	1.6	0.3	0.8	
03/05/13	0.0	0.7	0.2	0.0	0.2	
06/09/13	0.0	0.2	0.2	0.5	0.2	
10/19/13	0.0	0.0	0.4	0.5	0.2	
20-39	0.0	0.2	0.0	0.0	0.0	
40	0.2	0.2	0.0	0.0	0.1	
N of Valid	625	615	568	385	2193	
N of Miss	87	47	32	49	215	

Table 168: On how many occasions have you been drunk or very high from drinking alcoholic beverages during the past 30 days?








Response	6	8	10	12	Total	
0	99.4	93.1	87.7	80.1	91.2	
01/02/13	0.2	3.8	5.6	11.3	4.5	
03/05/13	0.3	1.0	4.6	2.9	2.1	
06/09/13	0.0	1.0	0.9	3.1	1.0	
10/19/13	0.2	0.3	0.7	2.4	0.7	
20-39	0.0	0.3	0.4	0.0	0.2	
40	0.0	0.5	0.2	0.3	0.2	
N of Valid	629	613	567	382	2191	
N of Miss	83	49	33	52	217	

Table 169: On how many occasions have you drunk flavored alcoholic beverages, sometimes called 'alcopops' (like Mike's Hard Lemonade, Smirnoff Ice, Bacardi Breezers, etc.) in your lifetime?








Response	6	8	10	12	Total	
0	97.0	81.0	64.8	59.5	77.6	
01/02/13	1.4	7.6	13.2	9.1	7.6	
03/05/13	0.5	3.4	8.5	8.3	4.7	
06/09/13	0.5	2.9	4.8	8.3	3.6	
10/19/13	0.3	2.4	4.2	5.2	2.8	
20-39	0.3	0.5	1.9	2.6	1.2	
40	0.0	2.1	2.6	7.0	2.5	
N of Valid	627	616	568	385	2196	
N of Miss	85	46	32	49	212	

Table 170: On how many occasions have you drunk flavored alcoholic beverages, sometimes called 'alcopops' (like Mike's Hard Lemonade, Smirnoff Ice, Bacardi Breezers, etc.) during the past 30 days?


Response	6	8	10	12	Total	
0	98.7	92.5	88.6	81.2	91.3	
01/02/13	1.1	3.4	5.1	9.6	4.3	
03/05/13	0.0	2.0	3.5	3.6	2.1	
06/09/13	0.0	1.1	1.6	3.6	1.4	
10/19/13	0.2	0.7	0.7	1.0	0.6	
20-39	0.0	0.0	0.4	0.0	0.1	
40	0.0	0.3	0.2	0.8	0.3	
N of Valid	626	612	569	384	2191	
N of Miss	86	50	31	50	217	

Table 171: If you used prescription drugs or over the counter drugs without a doctor telling you to use it or for the purpose of getting high, where did you get these drugs?


Response	6	8	10	12	Total	
I did not use prescription drugs or over the counter drugs to get high.	99.0	94.3	89.3	87.4	93.1	
I bought it or took it from a store or shop.	0.0	0.7	0.5	0.5	0.4	
I got it from my parents with permission.	0.3	0.5	1.3	2.1	0.9	
I got it from home without permission.	0.0	1.2	2.0	1.9	1.2	
I got it from a relative with permission.	0.2	0.2	0.5	0.8	0.4	
I got it from a relative without permission.	0.2	0.3	0.4	0.0	0.2	
I got it from a friends home with permission.	0.0	0.7	1.1	1.6	0.8	
I got it from a friends home without permission.	0.2	0.3	0.0	0.3	0.2	
I got it from a friend while at school.	0.0	0.3	0.5	0.0	0.2	
I got it from a friend while at a party.	0.0	0.7	1.1	0.5	0.6	
I got it from a friend, elsewhere	0.2	0.8	3.4	4.8	2.0	
N of Valid	592	598	559	373	2122	
N of Miss	120	64	41	61	286	

Table 172: During the last month, about how many marijuana cigarettes, or the equivalent, did you smoke a day, on the average?


Response	6	8	10	12	Total	
None	98.3	91.2	85.1	83.7	90.3	
Less than 1 a day	0.7	3.8	6.2	5.9	3.9	
1 a day	0.3	0.8	1.8	1.6	1.1	
2-3 a day	0.0	2.2	2.1	5.9	2.2	
4-6 a day	0.5	1.0	3.2	1.9	1.6	
7-10 a day	0.0	0.7	0.5	0.0	0.3	
11 or more a day	0.2	0.3	1.1	1.1	0.6	
N of Valid	605	599	562	374	2140	
N of Miss	107	63	38	60	268	

Table 173: How wrong do your friends feel it would be for YOU to: drink alcohol?

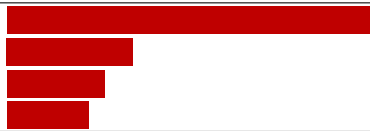
Response	6	8	10	12	Total	
Very wrong	85.3	55.3	42.2	38.1	57.4	
Wrong	8.4	20.5	21.6	25.3	18.2	
A little bit wrong	4.8	15.0	17.6	19.2	13.5	
Not wrong at all	1.5	9.2	18.5	17.3	10.9	
N of Valid	605	600	561	375	2141	
N of Miss	107	62	39	59	267	

Table 174: How wrong do your friends feel it would be for YOU to: smoke tobacco?


Response	6	8	10	12	Total	
Very wrong	89.0	62.7	46.6	44.3	62.6	
Wrong	7.2	19.6	19.3	24.3	16.9	
A little bit wrong	2.8	10.0	18.3	14.9	11.0	
Not wrong at all	1.0	7.7	15.8	16.5	9.5	
N of Valid	599	598	564	375	2136	
N of Miss	113	64	36	59	272	

Table 175: How wrong do your friends feel it would be for YOU to: smoke marijuana?


Response	6	8	10	12	Total	
Very wrong	91.3	63.2	41.4	42.4	61.7	
Wrong	4.7	13.7	16.9	20.3	13.2	
A little bit wrong	2.8	11.3	17.5	12.3	10.7	
Not wrong at all	1.2	11.8	24.2	25.1	14.4	
N of Valid	598	600	561	375	2134	
N of Miss	114	62	39	59	274	

Table 176: How wrong do your friends feel it would be for YOU to: use prescription drugs not prescribed to you


Response	6	8	10	12	Total	
Very wrong	90.7	72.7	61.0	62.8	73.0	
Wrong	5.8	15.6	18.4	17.4	13.9	
A little bit wrong	2.8	5.8	10.1	10.4	6.9	
Not wrong at all	0.7	5.8	10.5	9.4	6.2	
N of Valid	602	601	564	374	2141	
N of Miss	110	61	36	60	267	

Table 177: How wrong would most adults (over 21) in your neighborhood think it is for kids your age: to use marijuana?


Response	6	8	10	12	Total	
Very wrong	90.0	74.3	60.9	65.0	73.6	
Wrong	6.2	15.7	20.0	17.4	14.4	
A little bit wrong	2.3	5.0	12.0	9.6	6.9	
Not wrong at all	1.5	5.0	7.1	8.0	5.1	
N of Valid	609	600	560	374	2143	
N of Miss	103	62	40	60	265	

Table 178: How wrong would most adults (over 21) in your neighborhood think it is for kids your age: to drink alcohol?


Response	6	8	10	12	Total	
Very wrong	87.5	69.2	54.8	54.7	68.0	
Wrong	6.3	18.3	19.6	19.5	15.5	
A little bit wrong	4.0	7.0	18.8	16.8	10.9	
Not wrong at all	2.2	5.5	6.8	9.1	5.5	
N of Valid	602	600	560	375	2137	
N of Miss	110	62	40	59	271	

Table 179: How wrong would most adults (over 21) in your neighborhood think it is for kids your age: to smoke cigarettes?


Response	6	8	10	12	Total	
Very wrong	85.7	72.7	59.3	55.7	69.9	
Wrong	6.5	15.2	19.5	19.5	14.6	
A little bit wrong	5.0	5.8	13.8	12.5	8.9	
Not wrong at all	2.8	6.3	7.3	12.3	6.7	
N of Valid	602	600	558	375	2135	
N of Miss	110	62	42	59	273	

Table 180: How much do each of the following statements describe your neighborhood? crime and/or drug selling


Response	6	8	10	12	Total	
NO!	80.3	68.1	56.0	60.8	67.0	
no	10.4	18.2	26.8	25.1	19.5	
yes	5.6	9.5	12.4	10.5	9.3	
YES!	3.7	4.2	4.8	3.5	4.1	
N of Valid	588	592	557	370	2107	
N of Miss	124	70	43	64	301	

Table 181: How much do each of the following statements describe your neighborhood? fights





Response	6	8	10	12	Total	
NO!	71.3	60.2	55.3	62.9	62.4	
no	14.1	23.4	27.7	28.2	22.8	
yes	8.6	11.5	11.4	7.3	9.9	
YES!	6.0	4.9	5.5	1.6	4.8	
N of Valid	582	593	559	369	2103	
N of Miss	130	69	41	65	305	

Table 182: How much do each of the following statements describe your neighborhood? lots of empty or abandoned buildings





Response	6	8	10	12	Total	
NO!	70.8	66.6	59.5	63.4	65.3	
no	19.0	24.3	32.1	28.7	25.7	
yes	6.0	7.1	5.5	6.5	6.3	
YES!	4.1	2.0	2.9	1.4	2.7	
N of Valid	579	592	560	369	2100	
N of Miss	133	70	40	65	308	

Table 183: How much do each of the following statements describe your neighborhood? lots of graffiti





Response	6	8	10	12	Total	
NO!	80.3	74.6	67.0	72.0	73.7	
no	14.9	20.1	28.3	24.0	21.6	
yes	3.2	3.6	2.9	2.4	3.1	
YES!	1.6	1.7	1.8	1.6	1.7	
N of Valid	569	587	558	371	2085	
N of Miss	143	75	42	63	323	

Table 184: I feel safe in my neighborhood.

Response	6	8	10	12	Total
NO!	9.0	6.1	7.5	6.0	7.3
no	7.5	8.5	12.5	7.6	9.1
yes	28.8	35.2	35.8	37.8	34.0
YES!	54.6	50.2	44.3	48.6	49.6
N of Valid	586	586	562	368	2102
N of Miss	126	76	38	66	306

Table 185: If a kid smoked marijuana in your neighborhood would he or she be caught by the police?

Response	6	8	10	12	Total
NO!	12.3	18.7	19.6	20.1	17.4
no	17.2	36.8	48.8	55.6	37.9
yes	30.3	24.0	21.4	16.3	23.7
YES!	40.2	20.5	10.1	8.1	21.0
N of Valid	577	584	555	369	2085
N of Miss	135	78	45	65	323

Table 186: If a kid drank some beer, wine or hard liquor (for example, vodka, whiskey, or gin) in your neighborhood would he or she be caught by the police?

Response	6	8	10	12	Total
NO!	13.7	19.9	22.5	24.1	19.6
no	21.5	43.2	53.3	55.6	42.1
yes	29.5	20.9	17.8	14.4	21.3
YES!	35.2	16.1	6.3	6.0	17.0
N of Valid	576	579	555	369	2079
N of Miss	136	83	45	65	329

Table 187: If a kid carried a handgun in your neighborhood would he or she be caught by the police?





Response	6	8	10	12	Total	
NO!	13.0	16.9	14.6	17.4	15.3	
no	18.7	30.5	39.0	39.4	31.1	
yes	27.2	26.4	24.3	26.6	26.1	
YES!	41.2	26.2	22.1	16.6	27.6	
N of Valid	578	580	556	368	2082	
N of Miss	134	82	44	66	326	

Table 188: If you wanted to get some cigarettes, how easy would it be for you to get some?





Response	6	8	10	12	Total	
Very hard	77.1	50.5	27.6	15.8	45.4	
Sort of hard	9.7	15.6	13.7	8.5	12.2	
Sort of easy	6.1	19.4	26.2	18.9	17.5	
Very easy	7.2	14.4	32.5	56.8	24.9	
N of Valid	558	576	554	366	2054	
N of Miss	154	86	46	68	354	

Table 189: If you wanted to get some beer, wine or hard liquor (for example, vodka, whiskey, or gin), how easy would it be for you to get some?





Response	6	8	10	12	Total	
Very hard	76.8	47.6	24.6	18.0	44.1	
Sort of hard	11.3	17.0	14.9	13.1	14.2	
Sort of easy	5.2	19.6	24.1	21.9	17.3	
Very easy	6.7	15.9	36.4	47.0	24.5	
N of Valid	556	578	552	366	2052	
N of Miss	156	84	48	68	356	

Table 190: If you wanted to get a drug like cocaine, LSD, or amphetamines, how easy would it be for you to get some?

Response	6	8	10	12	Total	
Very hard	91.0	81.9	63.2	52.3	74.1	
Sort of hard	4.8	9.4	19.1	21.6	12.9	
Sort of easy	1.8	3.6	10.5	15.3	7.1	
Very easy	2.3	5.0	7.3	10.7	5.9	
N of Valid	558	576	551	365	2050	
N of Miss	154	86	49	69	358	

Table 191: If you wanted to get a handgun, how easy would it be for you to get one?

Response	6	8	10	12	Total	
Very hard	76.0	61.3	50.3	41.5	58.8	
Sort of hard	9.2	14.6	20.3	20.2	15.7	
Sort of easy	7.6	11.3	12.9	14.5	11.3	
Very easy	7.2	12.7	16.5	23.8	14.2	
N of Valid	554	574	551	366	2045	
N of Miss	158	88	49	68	363	

Table 192: If you wanted to get some marijuana, how easy would it be for you to get some?

Response	6	8	10	12	Total	
Very hard	89.1	65.5	33.2	24.7	55.9	
Sort of hard	5.3	7.5	8.9	12.1	8.1	
Sort of easy	2.0	12.1	18.2	19.5	12.3	
Very easy	3.6	14.9	39.6	43.8	23.7	
N of Valid	550	571	548	365	2034	
N of Miss	162	91	52	69	374	

Table 193: If you wanted to get prescription drugs for the purpose of getting high, how easy would it be for you to get some?





Response	6	8	10	12	Total	
Very hard	84.0	63.5	38.4	32.2	56.7	
Sort of hard	7.1	11.8	18.9	15.6	13.1	
Sort of easy	4.9	11.2	19.6	20.5	13.5	
Very easy	4.0	13.5	23.1	31.7	16.8	
N of Valid	551	570	550	366	2037	
N of Miss	161	92	50	68	371	

Table 194: If you wanted to get synthetic marijuana such as K2 or chemical products such as bath salts to get high, how easy would it be for you to get some?





Response	6	8	10	12	Total	
Very hard	90.8	79.0	57.9	49.2	71.2	
Sort of hard	4.5	9.1	15.4	18.6	11.2	
Sort of easy	1.8	6.0	15.6	15.6	9.1	
Very easy	2.9	6.0	11.1	16.7	8.4	
N of Valid	557	571	551	366	2045	
N of Miss	155	91	49	68	363	

Table 195: If you wanted to get steroids to enhance athletic performance, how easy would it be for you to get some?





Response	6	8	10	12	Total	
Very hard	88.2	80.5	63.2	50.8	72.6	
Sort of hard	4.8	10.2	18.1	21.9	13.0	
Sort of easy	3.6	4.2	10.0	12.6	7.1	
Very easy	3.4	5.1	8.7	14.8	7.3	
N of Valid	557	570	551	366	2044	
N of Miss	155	92	49	68	364	

Table 196: During the past 12 months, have you participated in any alcohol prevention programs or seen any alcohol prevention messages in your school or community? Yes, a school-based program focused on preventing underage drinking and/or drinking and driving.



Response	6	8	10	12	Total	
No	72.5	73.3	82.0	83.4	77.0	
Yes	27.5	26.7	18.0	16.6	23.0	
N of Valid	712	662	600	434	2408	
N of Miss	0	0	0	0	0	

Table 197: During the past 12 months, have you participated in any alcohol prevention programs or seen any alcohol prevention messages in your school or community? Yes, a community-based program focused on preventing underage drinking and/or drinking and driving (for example, through your church or temple or through youth groups like Boys and Girls Club or 4-H).



Response	6	8	10	12	Total	
No	90.6	92.4	92.5	95.2	92.4	
Yes	9.4	7.6	7.5	4.8	7.6	
N of Valid	712	662	600	434	2408	
N of Miss	0	0	0	0	0	

Table 198: During the past 12 months, have you participated in any alcohol prevention programs or seen any alcohol prevention messages in your school or community? Yes, a media campaign addressing underage drinking and/or drinking and driving (for example, newspaper ads, posters, pamphlets, radio, TV).



Response	6	8	10	12	Total	
No	90.2	89.7	89.3	92.6	90.3	
Yes	9.8	10.3	10.7	7.4	9.7	
N of Valid	712	662	600	434	2408	
N of Miss	0	0	0	0	0	

Table 199: During the past 12 months, have you participated in any alcohol prevention programs or seen any alcohol prevention messages in your school or community? No



Response	6	8	10	12	Total	
No	60.7	49.1	35.5	39.6	47.4	
Yes	39.3	50.9	64.5	60.4	52.6	
N of Valid	712	662	600	434	2408	
N of Miss	0	0	0	0	0	

Table 200: How wrong do your parents feel it would be for YOU to: drink beer, wine or hard liquor (for example, vodka, whiskey or gin) regularly?

Response	6	8	10	12	Total	
Very wrong	93.0	81.0	76.2	72.3	81.5	
Wrong	4.4	11.3	15.1	14.4	10.9	
A little bit wrong	2.6	5.3	6.7	10.1	5.8	
Not wrong at all	0.0	2.4	2.0	3.3	1.8	
N of Valid	572	584	551	368	2075	
N of Miss	140	78	49	66	333	

Table 201: How wrong do your parents feel it would be for YOU to: smoke tobacco?

Response	6	8	10	12	Total	
Very wrong	94.8	88.0	79.5	73.8	85.1	
Wrong	3.3	8.6	12.9	13.9	9.2	
A little bit wrong	1.2	1.5	4.7	7.4	3.3	
Not wrong at all	0.7	1.9	2.9	4.9	2.4	
N of Valid	574	583	550	367	2074	
N of Miss	138	79	50	67	334	

Table 202: How wrong do your parents feel it would be for YOU to: smoke marijuana?

Response	6	8	10	12	Total	
Very wrong	97.4	85.7	78.3	78.1	85.6	
Wrong	1.2	8.2	11.9	9.8	7.6	
A little bit wrong	0.5	3.4	5.7	7.1	3.9	
Not wrong at all	0.9	2.6	4.2	4.9	3.0	
N of Valid	570	582	548	366	2066	
N of Miss	142	80	52	68	342	

Table 203: How wrong do your parents feel it would be for YOU to: use prescription drugs not prescribed to you?

Response	6	8	10	12	Total	
Very wrong	96.3	89.4	87.3	83.3	89.7	
Wrong	2.8	7.0	8.3	8.7	6.5	
A little bit wrong	0.9	2.2	2.7	4.6	2.4	
Not wrong at all	0.0	1.4	1.6	3.3	1.4	
N of Valid	569	584	551	366	2070	
N of Miss	143	78	49	68	338	

Table 204: How wrong do your parents feel it would be for YOU to: steal something worth more than \$5?

Response	6	8	10	12	Total	
Very wrong	88.2	81.7	81.8	84.9	84.1	
Wrong	8.8	14.7	12.9	10.7	11.9	
A little bit wrong	2.3	2.9	4.2	3.0	3.1	
Not wrong at all	0.7	0.7	1.1	1.4	0.9	
N of Valid	568	580	550	365	2063	
N of Miss	144	82	50	69	345	

Table 205: How wrong do your parents feel it would be for YOU to: draw graffiti, write things, or draw pictures on buildings or other property (without the owner's permission)?

Response	6	8	10	12	Total	
Very wrong	91.3	81.1	81.2	81.4	84.0	
Wrong	4.9	12.2	12.0	14.2	10.5	
A little bit wrong	2.8	4.1	5.3	2.5	3.8	
Not wrong at all	0.9	2.6	1.5	1.9	1.7	
N of Valid	566	583	548	366	2063	
N of Miss	146	79	52	68	345	

Table 206: How wrong do your parents feel it would be for YOU to: pick a fight with someone?





Response	6	8	10	12	Total	
Very wrong	76.9	60.6	56.5	62.9	64.4	
Wrong	16.8	21.6	23.3	20.2	20.5	
A little bit wrong	4.6	13.9	16.9	12.5	11.9	
Not wrong at all	1.8	3.9	3.3	4.4	3.2	
N of Valid	566	584	549	367	2066	
N of Miss	146	78	51	67	342	

Table 207: During the past 12 months, have you talked with at least one of your parents about the dangers of underage drinking and/or drinking and driving? By parents, we mean either your biological parents, adoptive parents, stepparents, or adult guardians - whether or not they live with you.



Response	6	8	10	12	Total	
No	47.8	56.5	53.2	55.2	53.0	
Yes	52.2	43.5	46.8	44.8	46.9	
N of Valid	536	570	541	353	2000	
N of Miss	176	92	59	81	408	

Table 208: The rules in my family are clear.





Response	6	8	10	12	Total	
NO!	3.2	4.0	1.8	4.7	3.3	
no	4.1	9.1	10.4	9.3	8.2	
yes	25.4	35.5	40.0	41.4	35.0	
YES!	67.2	51.4	47.7	44.7	53.5	
N of Valid	555	580	547	365	2047	
N of Miss	157	82	53	69	361	

Table 209: People in my family often insult or yell at each other.

Response	6	8	10	12	Total	
NO!	39.2	24.5	20.7	23.1	27.2	
no	37.7	40.6	39.7	47.1	40.7	
yes	15.8	25.3	26.7	21.2	22.4	
YES!	7.3	9.6	13.0	8.5	9.7	
N of Valid	549	572	547	363	2031	
N of Miss	163	90	53	71	377	

Table 210: When I am not at home, one of my parents knows where I am and who I am with.

Response	6	8	10	12	Total	
NO!	4.2	5.0	3.1	3.3	4.0	
no	2.6	6.4	8.8	10.0	6.7	
yes	21.1	34.3	42.9	44.6	34.9	
YES!	72.1	54.3	45.1	42.1	54.4	
N of Valid	544	575	543	361	2023	
N of Miss	168	87	57	73	385	

Table 211: We argue about the same things in my family over and over.

Response	6	8	10	12	Total	
NO!	40.4	21.1	14.4	13.9	23.2	
no	33.5	36.7	36.4	40.1	36.4	
yes	17.4	29.5	34.4	32.0	28.0	
YES!	8.7	12.7	14.8	13.9	12.4	
N of Valid	540	577	541	359	2017	
N of Miss	172	85	59	75	391	

Table 212: If you drank some beer or wine or liquor (for example, vodka, whiskey, or gin) without your parents' permission, would you be caught by your parents?





Response	6	8	10	12	Total	
NO!	9.5	13.7	12.7	13.6	12.3	
no	4.5	20.3	33.0	39.9	23.0	
yes	12.3	20.0	26.3	29.4	21.3	
YES!	73.8	45.9	28.1	17.2	43.5	
N of Valid	538	575	537	361	2011	
N of Miss	174	87	63	73	397	

Table 213: My family has clear rules about alcohol and drug use.





Response	6	8	10	12	Total	
NO!	5.0	6.4	3.5	5.3	5.1	
no	4.3	11.5	13.7	11.9	10.2	
yes	13.3	22.3	33.0	38.6	25.7	
YES!	77.4	59.8	49.8	44.2	59.0	
N of Valid	535	575	542	360	2012	
N of Miss	177	87	58	74	396	

Table 214: If you carried a handgun without your parents' permission, would you be caught by your parents?





Response	6	8	10	12	Total	
NO!	6.6	8.8	4.9	9.0	7.2	
no	2.8	11.9	16.8	19.6	12.2	
yes	12.2	19.3	29.5	30.8	22.2	
YES!	78.5	60.1	48.9	40.6	58.5	
N of Valid	534	571	536	357	1998	
N of Miss	178	91	64	77	410	

Table 215: If you skipped school would you be caught by your parents?





Response	6	8	10	12	Total	
NO!	3.9	8.7	6.9	12.9	7.7	
no	3.6	12.0	24.4	30.0	16.3	
yes	16.3	25.0	28.3	31.7	24.7	
YES!	76.2	54.4	40.4	25.5	51.3	
N of Valid	534	577	537	357	2005	
N of Miss	178	85	63	77	403	

Table 216: My parents ask if I've gotten my homework done.





Response	6	8	10	12	Total	
NO!	3.3	7.7	8.2	12.0	7.4	
no	3.2	11.6	17.3	27.4	13.7	
yes	24.3	29.8	34.0	35.2	30.4	
YES!	69.2	51.0	40.5	25.4	48.5	
N of Valid	539	571	538	358	2006	
N of Miss	173	91	62	76	402	

Table 217: People in my family have serious arguments.





Response	6	8	10	12	Total	
NO!	42.9	28.8	22.3	25.8	30.3	
no	34.3	40.3	46.4	49.0	41.9	
yes	10.5	18.1	21.3	14.8	16.4	
YES!	12.4	12.8	10.0	10.4	11.5	
N of Valid	534	576	539	357	2006	
N of Miss	178	86	61	77	402	

Table 218: Would your parents know if you did not come home on time?

Response	6	8	10	12	Total	
NO!	3.5	6.2	4.6	6.1	5.1	
no	6.3	8.7	15.7	13.7	10.8	
yes	22.2	30.6	38.6	39.4	32.1	
YES!	67.9	54.5	41.0	40.8	52.0	
N of Valid	536	576	541	358	2011	
N of Miss	176	86	59	76	397	

Table 219: Have any of your brothers or sisters ever: drunk beer, wine or hard liquor (for example, vodka, whiskey or gin)?

Response	6	8	10	12	Total	
No	80.0	59.9	43.3	41.7	57.6	
Yes	15.9	35.3	53.5	53.1	38.1	
I don't have any brothers or sisters	4.1	4.9	3.2	5.3	4.3	
N of Valid	535	573	531	360	1999	
N of Miss	177	89	69	74	409	

Table 220: Have any of your brothers or sisters ever: smoked marijuana?

Response	6	8	10	12	Total	
No	90.6	77.1	60.8	58.1	73.0	
Yes	5.1	18.2	35.9	36.9	22.7	
I don't have any brothers or sisters	4.3	4.7	3.2	5.0	4.3	
N of Valid	532	573	526	358	1989	
N of Miss	180	89	74	76	419	

Table 221: Have any of your brothers or sisters ever: smoked cigarettes?

Response	6	8	10	12	Total	
No	81.8	67.5	58.8	56.6	67.0	
Yes	14.0	27.4	37.4	37.8	28.4	
I don't have any brothers or sisters	4.2	5.1	3.8	5.6	4.6	
N of Valid	527	573	524	357	1981	
N of Miss	185	89	76	77	427	

Table 222: Have any of your brothers or sisters ever: taken a handgun to school?




Response	6	8	10	12	Total	
No	94.9	93.2	95.0	91.6	93.9	
Yes	0.9	2.1	1.9	3.4	2.0	
I don't have any brothers or sisters	4.1	4.7	3.0	5.0	4.2	
N of Valid	531	573	525	357	1986	
N of Miss	181	89	75	77	422	

Table 223: Have any of your brothers or sisters ever: been suspended or expelled from school?




Response	6	8	10	12	Total	
No	76.6	66.6	67.0	71.8	70.3	
Yes	18.9	28.1	29.8	23.2	25.2	
I don't have any brothers or sisters	4.5	5.2	3.2	5.0	4.5	
N of Valid	529	572	524	358	1983	
N of Miss	183	90	76	76	425	

Table 224: Have you changed homes in the past year (the last 12 months)?



Response	6	8	10	12	Total	
No	67.3	69.8	76.9	77.4	72.4	
Yes	32.7	30.2	23.1	22.6	27.6	
N of Valid	541	579	533	359	2012	
N of Miss	171	83	67	75	396	

Table 225: How many times have you changed homes since kindergarten?






Response	6	8	10	12	Total	
Never	36.4	30.9	25.5	25.0	29.9	
1 or 2 times	26.8	29.7	30.2	32.5	29.5	
3 or 4 times	19.1	20.8	18.9	16.9	19.1	
5 or 6 times	7.8	8.0	11.5	9.2	9.1	
7 or more times	9.9	10.6	14.0	16.4	12.3	
N of Valid	538	573	530	360	2001	
N of Miss	174	89	70	74	407	

Table 226: Have you changed schools (including changing from elementary to middle and middle to high school) in the past year?



Response	6	8	10	12	Total	
No	58.7	53.0	56.6	81.9	60.8	
Yes	41.3	47.0	43.4	18.1	39.2	
N of Valid	523	564	525	360	1972	
N of Miss	189	98	75	74	436	

Table 227: How many times have you changed schools since kindergarten (including changing from elementary to middle and middle to high school)?






Response	6	8	10	12	Total	
Never	38.0	26.2	28.4	27.7	30.2	
1 or 2 times	32.8	27.8	18.6	21.0	25.5	
3 or 4 times	16.7	26.6	20.9	19.0	21.1	
5 or 6 times	7.0	10.7	19.7	16.8	13.3	
7 or more times	5.5	8.6	12.4	15.4	10.0	
N of Valid	527	568	532	357	1984	
N of Miss	185	94	68	77	424	

Table 228: Has anyone in your family ever had severe alcohol or drug problems?



Response	6	8	10	12	Total	
No	75.7	60.9	50.1	52.7	60.4	
Yes	24.3	39.1	49.9	47.3	39.6	
N of Valid	519	570	533	355	1977	
N of Miss	193	92	67	79	431	

Table 229: About how many adults (over 21) have you known personally who in the past year have: used marijuana, crack, cocaine, or other drugs?






Response	6	8	10	12	Total	
0	80.2	63.4	46.4	44.4	59.8	
1	9.4	12.6	15.9	19.2	13.8	
2	5.4	8.1	11.6	10.7	8.8	
03/04/13	2.7	5.8	12.0	9.6	7.3	
5	2.3	10.1	14.2	16.1	10.2	
N of Valid	520	565	535	354	1974	
N of Miss	192	97	65	80	434	

Table 230: About how many adults (over 21) have you known personally who in the past year have: sold or dealt drugs?






Response	6	8	10	12	Total	
0	89.6	76.6	64.8	61.4	74.1	
1	5.0	7.3	11.6	15.2	9.3	
2	2.3	5.8	8.4	8.2	6.0	
03/04/13	1.3	4.2	6.4	5.4	4.3	
5	1.7	6.0	8.8	9.9	6.3	
N of Valid	520	565	534	355	1974	
N of Miss	192	97	66	79	434	

Table 231: About how many adults (over 21) have you known personally who in the past year have: done other things that could get them in trouble with the police, like stealing, selling stolen goods, mugging or assaulting others, etc.?






Response	6	8	10	12	Total	
0	84.9	73.3	58.9	65.9	71.1	
1	8.3	9.9	14.8	11.0	11.0	
2	2.3	5.5	8.1	9.3	6.0	
03/04/13	1.9	4.4	8.6	4.5	4.9	
5	2.5	6.9	9.6	9.3	6.9	
N of Valid	518	565	533	355	1971	
N of Miss	194	97	67	79	437	

Table 232: About how many adults (over 21) have you known personally who in the past year have: gotten drunk or high?






Response	6	8	10	12	Total	
0	68.8	44.0	28.0	31.3	43.9	
1	17.0	17.2	16.7	13.8	16.4	
2	4.8	8.7	11.8	11.3	9.0	
03/04/13	2.9	10.3	13.5	13.2	9.7	
5	6.6	19.9	30.0	30.4	21.0	
N of Valid	519	564	533	355	1971	
N of Miss	193	98	67	79	437	

Table 233: Have you seen or heard information about underage drinking in the past 12 months from the following sources? Radio



Response	6	8	10	12	Total	
No	59.7	55.4	54.5	57.8	56.7	
Yes	40.3	44.6	45.5	42.2	43.3	
N of Valid	523	563	536	353	1975	
N of Miss	189	99	64	81	433	

Table 234: Have you seen or heard information about underage drinking in the past 12 months from the following sources? TV.



Response	6	8	10	12	Total	
No	37.3	32.5	31.7	39.0	34.7	
Yes	62.7	67.5	68.3	61.0	65.3	
N of Valid	525	563	536	354	1978	
N of Miss	187	99	64	80	430	

Table 235: Have you seen or heard information about underage drinking in the past 12 months from the following sources? Print. This includes information on underage drinking you may have seen in the newspaper, on a billboard, in pamphlets, on stickers, etc.



Response	6	8	10	12	Total	
No	52.5	46.8	43.0	49.0	47.7	
Yes	47.5	53.2	57.0	51.0	52.3	
N of Valid	518	560	533	353	1964	
N of Miss	194	102	67	81	444	

Table 236: Have you seen or heard information about underage drinking in the past 12 months from the following sources? Website or social media? (Facebook, Myspace, website, etc.)



Response	6	8	10	12	Total	
No	60.4	51.1	43.9	50.1	51.4	
Yes	39.6	48.9	56.1	49.9	48.6	
N of Valid	518	562	533	353	1966	
N of Miss	194	100	67	81	442	

Table 237: The next questions ask about your opinions of the information you saw or heard. If you have seen or heard more than one ad, please think about your favorite ad when answering these questions. The information about underage drinking that I saw or heard was convincing.






Response	6	8	10	12	Total	
NO!	30.9	18.6	12.1	17.4	19.8	
no	7.8	14.6	25.6	22.2	17.3	
yes	17.3	28.5	30.7	34.2	27.2	
YES!	21.1	20.1	16.6	12.8	18.1	
I have not seen or heard any ads about underage drinking in the past 12 months.	22.9	18.2	15.0	13.4	17.7	
N of Valid	498	548	535	351	1932	
N of Miss	214	114	65	83	476	

Table 238: The next questions ask about your opinions of the information you saw or heard. If you have seen or heard more than one ad, please think about your favorite ad when answering these questions. The information about underage drinking that I saw or heard grabbed my attention.






Response	6	8	10	12	Total	
NO!	27.5	15.3	12.4	16.3	17.8	
no	10.7	18.2	26.1	29.4	20.5	
yes	17.4	28.4	28.0	28.0	25.4	
YES!	22.4	20.0	19.4	12.3	19.1	
I have not seen or heard any ads about underage drinking in the past 12 months.	22.0	18.0	14.1	14.0	17.2	
N of Valid	495	549	532	350	1926	
N of Miss	217	113	68	84	482	

Table 239: The next questions ask about your opinions of the information you saw or heard. If you have seen or heard more than one ad, please think about your favorite ad when answering these questions. The information about underage drinking that I saw or heard said something important to me.

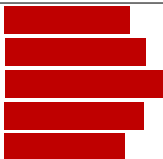
Response	6	8	10	12	Total	
NO!	25.8	16.1	13.0	18.3	18.1	
no	7.9	19.5	28.2	28.6	20.6	
yes	17.4	24.3	25.6	28.6	23.7	
YES!	26.6	22.4	18.8	10.6	20.3	
I have not seen or heard any ads about underage drinking in the past 12 months.	22.3	17.7	14.3	14.0	17.3	
N of Valid	493	548	531	350	1922	
N of Miss	219	114	69	84	486	

Table 240: The next questions ask about your opinions of the information you saw or heard. If you have seen or heard more than one ad, please think about your favorite ad when answering these questions. Seeing or hearing this information about underage drinking made me want to stop or decrease my drinking.



Response	6	8	10	12	Total	
NO!	25.1	21.3	15.5	20.9	20.5	
no	4.9	11.0	23.4	26.5	15.9	
yes	7.0	16.9	20.7	20.1	16.1	
YES!	21.5	23.5	17.6	12.1	19.2	
I have not seen or heard any ads about underage drinking in the past 12 months.	41.5	27.3	22.7	20.4	28.2	
N of Valid	446	520	516	339	1821	
N of Miss	266	142	84	95	587	

Table 241: How honest were you in filling out this survey?

Response	6	8	10	12	Total	
I was very honest	86.3	83.7	80.6	76.9	82.3	
I was honest pretty much of the time	11.1	14.0	16.9	17.3	14.6	
I was honest some of the time	2.1	1.8	2.0	4.4	2.4	
I was honest once in a while	0.6	0.5	0.6	1.4	0.7	
I was not honest at all	0.0	0.0	0.0	0.0	0.0	
N of Valid	532	558	540	364	1994	
N of Miss	180	104	60	70	414	