

2013 APNA



Arkansas Prevention Needs Assessment Student Survey

Franklin County Tables

Arkansas Department of Human Services
Division of Behavioral Health Services
Prevention Services

Conducted by International Survey Associates dba Pride Surveys

Contents

1	INTRODUCTION	10
2	PERCENTAGE TABLES	15

List of Tables

1	Sex	16
2	Age	16
3	Are you Hispanic or Latino?	16
4	What is your race? Black or African American	17
5	What is your race? Asian	17
6	What is your race? American Indian	17
7	What is your race? Alaska Native	17
8	What is your race? White	18
9	What is your race? Native Hawaiian or Other Pacific Islander	18
10	What is your race? Other	18
11	What is the highest level of schooling completed by your mother or father?	19
12	Think of where you live most of the time. Which of the following people live there with you? Mother	19
13	Think of where you live most of the time. Which of the following people live there with you? Stepmother	19
14	Think of where you live most of the time. Which of the following people live there with you? Foster Mother	20
15	Think of where you live most of the time. Which of the following people live there with you? Grandmother	20
16	Think of where you live most of the time. Which of the following people live there with you? Aunt	20
17	Think of where you live most of the time. Which of the following people live there with you? Father	20
18	Think of where you live most of the time. Which of the following people live there with you? Stepfather	21
19	Think of where you live most of the time. Which of the following people live there with you? Foster Father	21
20	Think of where you live most of the time. Which of the following people live there with you? Grandfather	21
21	Think of where you live most of the time. Which of the following people live there with you? Uncle	21
22	Think of where you live most of the time. Which of the following people live there with you? Other Adults	22
23	Think of where you live most of the time. Which of the following people live there with you? Brother(s)	22
24	Think of where you live most of the time. Which of the following people live there with you? Stepbrother(s)	22
25	Think of where you live most of the time. Which of the following people live there with you? Sister(s)	22
26	Think of where you live most of the time. Which of the following people live there with you? Stepsister(s)	23

27	Think of where you live most of the time. Which of the following people live there with you? Other Children	23
28	In my school, students have lots of chances to help decide things like class activities and rules.	23
29	Teachers ask me to work on special classroom projects.	23
30	My teacher(s) notices when I am doing a good job and lets me know about it.	24
31	There are lots of chances for students in my school to get involved in sports, clubs, and other school activities outside of class.	24
32	There are lots of chances for students in my school to talk with a teacher one-on-one.	24
33	I feel safe at my school.	25
34	The school lets my parents know when I have done something well.	25
35	My teachers praise me when I work hard in school.	25
36	Are your school grades better than the grades of most students in your class?	26
37	I have lots of chances to be part of class discussions or activities.	26
38	Now thinking back over the past year in school, how often did you: enjoy being in school?	26
39	Now thinking back over the past year in school, how often did you: hate being in school?	27
40	Now thinking back over the past year in school, how often did you: try to do your best work in school?	27
41	How often do you feel that the school work you are assigned is meaningful and important?	27
42	Putting them all together, what were your grades like last year?	28
43	How important do you think the things you are learning in school are going to be for your later life?	28
44	How interesting are most of your courses to you?	28
45	During the LAST FOUR WEEKS how many whole days of school have you missed because you skipped or 'cut'?	29
46	What are the chances you would be seen as cool if you: smoked cigarettes?	29
47	What are the chances you would be seen as cool if you: worked hard at school?	29
48	What are the chances you would be seen as cool if you: began drinking alcoholic beverages regularly, that is, at least once or twice a month?	30
49	What are the chances you would be seen as cool if you: defended someone who was being verbally abused at school?	30
50	What are the chances you would be seen as cool if you: smoked marijuana?	30
51	What are the chances you would be seen as cool if you: carried a handgun?	31

52	Think of your four best friends (the friends you feel closest to). In the past year (12 months), how many of your best friends have: participated in clubs, organizations or activities at school?	31
53	Think of your four best friends (the friends you feel closest to). In the past year (12 months), how many of your best friends have: smoked cigarettes?	31
54	Think of your four best friends (the friends you feel closest to). In the past year (12 months), how many of your best friends have: tried beer, wine or hard liquor (for example, vodka, whiskey, or gin) when their parents didn't know about it?	32
55	Think of your four best friends (the friends you feel closest to). In the past year (12 months), how many of your best friends have: made a commitment to stay drug-free?	32
56	Think of your four best friends (the friends you feel closest to). In the past year (12 months), how many of your best friends have: used marijuana?	32
57	Think of your four best friends (the friends you feel closest to). In the past year (12 months), how many of your best friends have: used prescription drugs or non-prescription drugs for the purposes of getting high?	33
58	Think of your four best friends (the friends you feel closest to). In the past year (12 months), how many of your best friends have: used synthetic marijuana (K2, spice) or bath salts?	33
59	Think of your four best friends (the friends you feel closest to). In the past year (12 months), how many of your best friends have: used LSD, cocaine, amphetamines, or other illegal drugs?	33
60	Think of your four best friends (the friends you feel closest to). In the past year (12 months), how many of your best friends have: tried to do well in school?	34
61	Think of your four best friends (the friends you feel closest to). In the past year (12 months), how many of your best friends have: been suspended from school?	34
62	Think of your four best friends (the friends you feel closest to). In the past year (12 months), how many of your best friends have: liked school?	34
63	Think of your four best friends (the friends you feel closest to). In the past year (12 months), how many of your best friends have: carried a handgun?	35
64	Think of your four best friends (the friends you feel closest to). In the past year (12 months), how many of your best friends have: sold illegal drugs?	35
65	Think of your four best friends (the friends you feel closest to). In the past year (12 months), how many of your best friends have: regularly attended religious services?	35

66	Think of your four best friends (the friends you feel closest to). In the past year (12 months), how many of your best friends have: stolen or tried to steal a motor vehicle such as a car or motorcycle?	36
67	Think of your four best friends (the friends you feel closest to). In the past year (12 months), how many of your best friends have: been arrested?	36
68	Think of your four best friends (the friends you feel closest to). In the past year (12 months), how many of your best friends have: dropped out of school?	36
69	Think of your four best friends (the friends you feel closest to). In the past year (12 months), how many of your best friends have: been members of a gang?	37
70	How old were you when you first: smoked marijuana?	37
71	How old were you when you first: smoked a cigarette, even just a puff?	38
72	How old were you when you first: had more than a sip or two of beer, wine or hard liquor (for example, vodka, whiskey, or gin)?	38
73	How old were you when you first: began drinking alcoholic beverages regularly, that is, at least once or twice a month?	39
74	How old were you when you first: used Daztrex?	39
75	How old were you when you first: got suspended from school?	40
76	How old were you when you first: got arrested?	40
77	How old were you when you first: carried a handgun?	41
78	How old were you when you first: attacked someone with the idea of seriously hurting them?	41
79	How old were you when you first: belonged to a gang?	42
80	How wrong do you think it is for someone your age to: take a handgun to school?	42
81	How wrong do you think it is for someone your age to: steal anything worth more than \$5?	42
82	How wrong do you think it is for someone your age to: pick a fight with someone?	43
83	How wrong do you think it is for someone your age to: attack someone with the idea of seriously hurting them?	43
84	How wrong do you think it is for someone your age to: stay away from school all day when their parents think they are at school?	43
85	How wrong do you think it is for someone your age to: drink beer, wine or hard liquor (for example, vodka, whiskey, or gin) regularly?	44
86	How wrong do you think it is for someone your age to: smoke cigarettes?	44
87	How wrong do you think it is for someone your age to: smoke marijuana?	44
88	How wrong do you think it is for someone your age to: use prescription drugs or non-prescription drugs for the purpose of getting high?	45

89	How wrong do you think it is for someone your age to: use synthetic marijuana (K2, spice) or bath salts?	45
90	How wrong do you think it is for someone your age to: use LSD, cocaine, amphetamines or another illegal drug?	45
91	At school during the past 12 months, did you receive help from the resource teacher, speech therapist or other special education teacher?	46
92	How many times in the past year (12 months) have you: been suspended from school?	46
93	How many times in the past year (12 months) have you: carried a handgun?	46
94	How many times in the past year (12 months) have you: sold illegal drugs?	47
95	How many times in the past year (12 months) have you: stolen or tried to steal a motor vehicle such as a car or motorcycle?	47
96	How many times in the past year (12 months) have you: participated in clubs, organizations or activities at school?	48
97	How many times in the past year (12 months) have you: been arrested?	48
98	How many times in the past year (12 months) have you: attacked someone with the idea of seriously hurting them?	49
99	How many times in the past year (12 months) have you: been drunk or high at school?	49
100	How many times in the past year (12 months) have you: taken a handgun to school?	50
101	Are you currently on probation, or assigned a probation officer with Juvenile Court?	50
102	Have you ever belonged to a gang?	50
103	If you have ever belonged to a gang, did that gang have a name?	51
104	You are at a party at someone's house, and one of your friends offers you a drink containing alcohol. What would you say or do?	51
105	How often do you attend religious services or activities?	51
106	I think sometimes it's okay to cheat at school.	52
107	It is important to think before you act.	52
108	Sometimes I think that life is not worth it.	52
109	At times I think I am no good at all.	53
110	All in all, I am inclined to think that I am a failure.	53
111	In the past year, have you felt depressed or sad MOST days, even if you felt okay sometimes?	53
112	It is all right to beat up people if they start the fight.	54
113	I think it is okay to take something without asking if you can get away with it.	54
114	Where do you get the most information about living a drug and alcohol free life? Parents/guardians	54
115	Where do you get the most information about living a drug and alcohol free life? Friends	55

116	Where do you get the most information about living a drug and alcohol free life? Family members	55
117	Where do you get the most information about living a drug and alcohol free life? School	55
118	Where do you get the most information about living a drug and alcohol free life? Internet	56
119	Where do you get the most information about living a drug and alcohol free life? TV	56
120	Where do you get the most information about living a drug and alcohol free life? Social media	56
121	How much do you think people risk harming themselves (physically or in other ways) if they: smoked one or more packs of cigarettes per day?	57
122	How much do you think people risk harming themselves (physically or in other ways) if they: try marijuana once or twice?	57
123	How much do you think people risk harming themselves (physically or in other ways) if they: smoke marijuana once or twice a week?	57
124	How much do you think people risk harming themselves (physically or in other ways) if they: take one or two drinks of an alcoholic beverage (beer, wine, liquor) nearly every day?	58
125	How much do you think people risk harming themselves (physically or in other ways) if they: have five or more drinks of an alcoholic beverage once or twice each weekend?	58
126	How much do you think people risk harming themselves (physically or in other ways) if they: use prescription drugs that are not prescribed to them?	58
127	How much do you think people risk harming themselves (physically or in other ways) if they: use non-prescription drugs to get high?	59
128	Have you ever used smokeless tobacco (chew, snuff, plug, dipping tobacco, or chewing tobacco)?	59
129	How often have you taken smokeless tobacco during the past 30 days?	59
130	Have you ever smoked cigarettes?	60
131	How frequently have you smoked cigarettes during the past 30 days?	60
132	Which statement best describes rules about smoking inside your home?	60
133	Which statement best describes rules about smoking in your family cars?	61
134	During this school year, were you taught in any of your classes about the dangers of tobacco use?	61
135	During the past 12 months, have you participated in any community activities to discourage people your age from using cigarettes, chewing tobacco, snuff, dip or cigars?	61
136	Think back over the last two weeks. How many times have you had five or more alcoholic drinks in a row?	62

137	During the past 30 days, how many times did you ride in a car or other vehicle driven by someone who had been drinking alcohol or using drugs to get high?	62
138	During the past 30 days, how many times did you drive a car or other vehicle when you had been drinking alcohol or using drugs to get high?	62
139	If you drank alcohol (not just a sip or taste) in the past year, how did you usually get it?	63
140	If you drank alcohol (not just a sip or taste) in the past year, where did you usually drink it?	63
141	How do you feel about someone your age having one or two drinks of an alcoholic beverage nearly every day?	64
142	On how many occasions have you had alcoholic beverages (beer, wine or hard liquor) to drink in your lifetime - more than just a few sips?	64
143	On how many occasions have you drunk one of more drinks of an alcoholic beverage during the past 30 days?	64
144	On how many occasions have you used marijuana (grass, pot) or hashish (hash, hash oil) in your lifetime?	65
145	On how many occasions have you used marijuana (grass, pot) or hashish (hash, hash oil) during the past 30 days?	65
146	On how many occasions have you used LSD or other psychedelics in your lifetime?	65
147	On how many occasions have you used LSD or other psychedelics during the past 30 days?	66
148	On how many occasions have you used cocaine or crack in your lifetime?	66
149	On how many occasions have you used cocaine or crack during the past 30 days?	66
150	On how many occasions have you sniffed glue, breathed the contents of an aerosol spray can, or inhaled other gases or sprays, in order to get high in your lifetime?	67
151	On how many occasions have you sniffed glue, breathed the contents of an aerosol spray can, or inhaled other gases or sprays, in order to get high during the past 30 days?	67
152	On how many occasions have you used Daztrex in your lifetime?	68
153	On how many occasions have you used Daztrex during the past 30 days?	68
154	On how many occasions have you used synthetic marijuana in your lifetime?	68
155	On how many occasions have you used synthetic marijuana during the past 30 days?	69
156	On how many occasions have you used methamphetamines (meth, speed, crank, crystal meth) in your lifetime?	69

157	On how many occasions have you used methamphetamines (meth, speed, crank, crystal meth) in the past 30 days?	69
158	On how many occasions have you used other chemical products (bath salts, plant food, etc.) in your lifetime?	70
159	On how many occasions have you used other chemical products (bath salts, plant food, etc.) during the past 30 days?	70
160	On how many occasions have you used heroin or other opiates in your lifetime?	70
161	On how many occasions have you used heroin or other opiates during the past 30 days?	71
162	On how many occasions have you used MDMA ('X', 'E', or ecstasy) in your lifetime?	71
163	On how many occasions have you used MDMA ('X', 'E', or ecstasy) during the past 30 days?	71
164	On how many occasions have you taken prescription drugs (such as Valium, Xanax, Ritalin, Adderall, OxyContin, Darvocet, or sleeping pills) not prescribed to you in your lifetime?	72
165	On how many occasions have you taken prescription drugs (such as Valium, Xanax, Ritalin, Adderall, OxyContin, Darvocet, or sleeping pills) not prescribed to you during the past 30 days?	72
166	On how many occasions have you taken non-prescription medicines such as diet pills (for example, Dietac, Dexatrim or Prolamine), stay-awake pills (for example No-Doz, Vivarin, or Wake), or cough or cold medicines (robos, DXM, etc.) to get high in your lifetime?	73
167	On how many occasions have you taken non-prescription medicines such as diet pills (for example, Dietac, Dexatrim or Prolamine), stay-awake pills (for example No-Doz, Vivarin, or Wake), or cough or cold medicines (robos, DXM, etc.) to get high during the past 30 days?	73
168	On how many occasions have you been drunk or very high from drinking alcoholic beverages during the past 30 days?	74
169	On how many occasions have you drunk flavored alcoholic beverages, sometimes called 'alcopops' (like Mike's Hard Lemonade, Smirnoff Ice, Bacardi Breezers, etc.) in your lifetime?	74
170	On how many occasions have you drunk flavored alcoholic beverages, sometimes called 'alcopops' (like Mike's Hard Lemonade, Smirnoff Ice, Bacardi Breezers, etc.) during the past 30 days?	75
171	If you used prescription drugs or over the counter drugs without a doctor telling you to use it or for the purpose of getting high, where did you get these drugs?	75
172	During the last month, about how many marijuana cigarettes, or the equivalent, did you smoke a day, on the average?	76
173	How wrong do your friends feel it would be for YOU to: drink alcohol?	76
174	How wrong do your friends feel it would be for YOU to: smoke tobacco?	76

175	How wrong do your friends feel it would be for YOU to: smoke marijuana?	77
176	How wrong do your friends feel it would be for YOU to: use prescription drugs not prescribed to you	77
177	How wrong would most adults (over 21) in your neighborhood think it is for kids your age: to use marijuana?	77
178	How wrong would most adults (over 21) in your neighborhood think it is for kids your age: to drink alcohol?	78
179	How wrong would most adults (over 21) in your neighborhood think it is for kids your age: to smoke cigarettes?	78
180	How much do each of the following statements describe your neighborhood? crime and/or drug selling	78
181	How much do each of the following statements describe your neighborhood? fights	79
182	How much do each of the following statements describe your neighborhood? lots of empty or abandoned buildings	79
183	How much do each of the following statements describe your neighborhood? lots of graffiti	79
184	I feel safe in my neighborhood.	80
185	If a kid smoked marijuana in your neighborhood would he or she be caught by the police?	80
186	If a kid drank some beer, wine or hard liquor (for example, vodka, whiskey, or gin) in your neighborhood would he or she be caught by the police?	80
187	If a kid carried a handgun in your neighborhood would he or she be caught by the police?	81
188	If you wanted to get some cigarettes, how easy would it be for you to get some?	81
189	If you wanted to get some beer, wine or hard liquor (for example, vodka, whiskey, or gin), how easy would it be for you to get some?	81
190	If you wanted to get a drug like cocaine, LSD, or amphetamines, how easy would it be for you to get some?	82
191	If you wanted to get a handgun, how easy would it be for you to get one?	82
192	If you wanted to get some marijuana, how easy would it be for you to get some?	82
193	If you wanted to get prescription drugs for the purpose of getting high, how easy would it be for you to get some?	83
194	If you wanted to get synthetic marijuana such as K2 or chemical products such as bath salts to get high, how easy would it be for you to get some?	83
195	If you wanted to get steroids to enhance athletic performance, how easy would it be for you to get some?	83

196	During the past 12 months, have you participated in any alcohol prevention programs or seen any alcohol prevention messages in your school or community? Yes, a school-based program focused on preventing underage drinking and/or drinking and driving. . . .	84
197	During the past 12 months, have you participated in any alcohol prevention programs or seen any alcohol prevention messages in your school or community? Yes, a community-based program focused on preventing underage drinking and/or drinking and driving (for example, through your church or temple or through youth groups like Boys and Girls Club or 4-H). . . .	84
198	During the past 12 months, have you participated in any alcohol prevention programs or seen any alcohol prevention messages in your school or community? Yes, a media campaign addressing underage drinking and/or drinking and driving (for example, newspaper ads, posters, pamphlets, radio, TV). . . .	84
199	During the past 12 months, have you participated in any alcohol prevention programs or seen any alcohol prevention messages in your school or community? No	84
200	How wrong do your parents feel it would be for YOU to: drink beer, wine or hard liquor (for example, vodka, whiskey or gin) regularly? .	85
201	How wrong do your parents feel it would be for YOU to: smoke tobacco?	85
202	How wrong do your parents feel it would be for YOU to: smoke marijuana?	85
203	How wrong do your parents feel it would be for YOU to: use prescription drugs not prescribed to you?	86
204	How wrong do your parents feel it would be for YOU to: steal something worth more than \$5?	86
205	How wrong do your parents feel it would be for YOU to: draw graffiti, write things, or draw pictures on buildings or other property (without the owner's permission)?	86
206	How wrong do your parents feel it would be for YOU to: pick a fight with someone?	87
207	During the past 12 months, have you talked with at least one of your parents about the dangers of underage drinking and/or drinking and driving? By parents, we mean either your biological parents, adoptive parents, stepparents, or adult guardians - whether or not they live with you. . . .	87
208	The rules in my family are clear. . . .	87
209	People in my family often insult or yell at each other. . . .	88
210	When I am not at home, one of my parents knows where I am and who I am with. . . .	88
211	We argue about the same things in my family over and over. . . .	88

212	If you drank some beer or wine or liquor (for example, vodka, whiskey, or gin) without your parents' permission, would you be caught by your parents?	89
213	My family has clear rules about alcohol and drug use. . . .	89
214	If you carried a handgun without your parents' permission, would you be caught by your parents?	89
215	If you skipped school would you be caught by your parents?	90
216	My parents ask if I've gotten my homework done. . . .	90
217	People in my family have serious arguments. . . .	90
218	Would your parents know if you did not come home on time?	91
219	Have any of your brothers or sisters ever: drunk beer, wine or hard liquor (for example, vodka, whiskey or gin)?	91
220	Have any of your brothers or sisters ever: smoked marijuana?	91
221	Have any of your brothers or sisters ever: smoked cigarettes?	91
222	Have any of your brothers or sisters ever: taken a handgun to school? .	92
223	Have any of your brothers or sisters ever: been suspended or expelled from school?	92
224	Have you changed homes in the past year (the last 12 months)? . .	92
225	How many times have you changed homes since kindergarten? . . .	92
226	Have you changed schools (including changing from elementary to middle and middle to high school) in the past year?	93
227	How many times have you changed schools since kindergarten (including changing from elementary to middle and middle to high school)?	93
228	Has anyone in your family ever had severe alcohol or drug problems? .	93
229	About how many adults (over 21) have you known personally who in the past year have: used marijuana, crack, cocaine, or other drugs? .	94
230	About how many adults (over 21) have you known personally who in the past year have: sold or dealt drugs?	94
231	About how many adults (over 21) have you known personally who in the past year have: done other things that could get them in trouble with the police, like stealing, selling stolen goods, mugging or assaulting others, etc.?	94
232	About how many adults (over 21) have you known personally who in the past year have: gotten drunk or high?	95
233	Have you seen or heard information about underage drinking in the past 12 months from the following sources? Radio	95
234	Have you seen or heard information about underage drinking in the past 12 months from the following sources? TV. . . .	95
235	Have you seen or heard information about underage drinking in the past 12 months from the following sources? Print. This includes information on underage drinking you may have seen in the newspaper, on a billboard, in pamphlets, on stickers, etc. . . .	95

236	Have you seen or heard information about underage drinking in the past 12 months from the following sources? Website or social media? (Facebook, Myspace, website, etc.)	96
237	The next questions ask about your opinions of the information you saw or heard. If you have seen or heard more than one ad, please think about your favorite ad when answering these questions. The information about underage drinking that I saw or heard was convincing.	96
238	The next questions ask about your opinions of the information you saw or heard. If you have seen or heard more than one ad, please think about your favorite ad when answering these questions. The information about underage drinking that I saw or heard grabbed my attention.	96
239	The next questions ask about your opinions of the information you saw or heard. If you have seen or heard more than one ad, please think about your favorite ad when answering these questions. The information about underage drinking that I saw or heard said something important to me.	97
240	The next questions ask about your opinions of the information you saw or heard. If you have seen or heard more than one ad, please think about your favorite ad when answering these questions. Seeing or hearing this information about underage drinking made me want to stop or decrease my drinking.	97
241	How honest were you in filling out this survey?	97

List of Figures

1	Grade Chart	11
2	Gender Chart	12
3	Age Chart	13
4	Ethnic Origin Chart	14

1 INTRODUCTION

This report was generated from data collected on the *2013 Arkansas Prevention Needs Assessment Student Survey*. This report contains basic frequency tables of all data collected and graphs on the selected demographic variables of grade, gender, age and ethnic origin. The graph on ethnic origin is represented as a bar chart rather than as a pie chart. This is because students were allowed to mark more than one response for ethnic origin as opposed to being allowed to mark only one response. The bars represent the percent of students who marked each of the ethnic categories.

Questions regarding the information found in this report can be directed to:

Pride Surveys

160 Vanderbilt Court
Bowling Green, KY 42103
1-800-279-6361
www.pridesurveys.com

Grade Chart

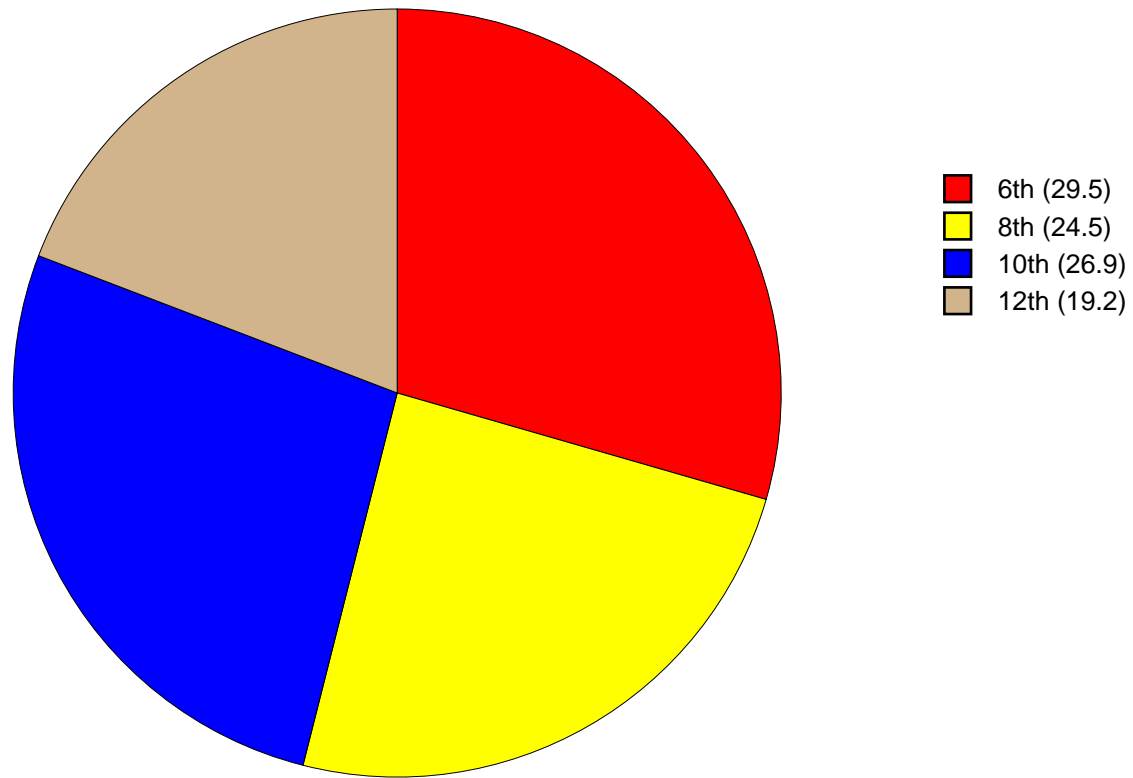


Figure 1: Grade Chart

Gender Chart

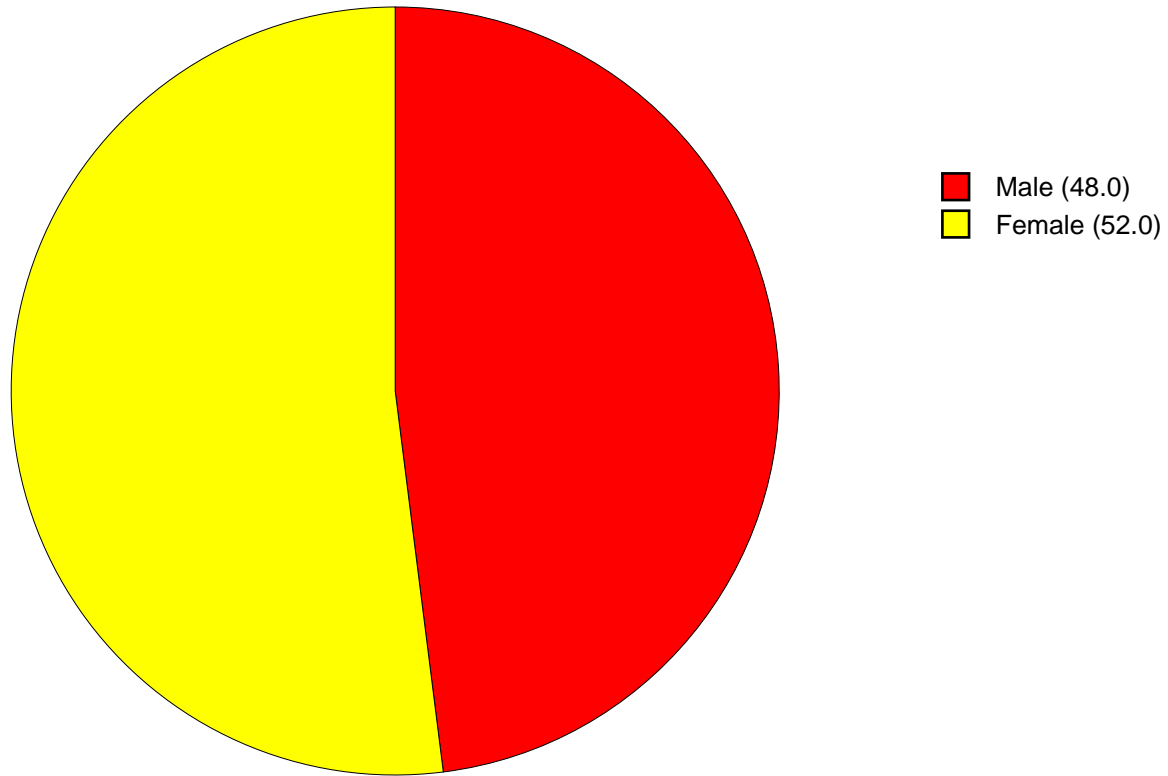


Figure 2: Gender Chart

Age Chart

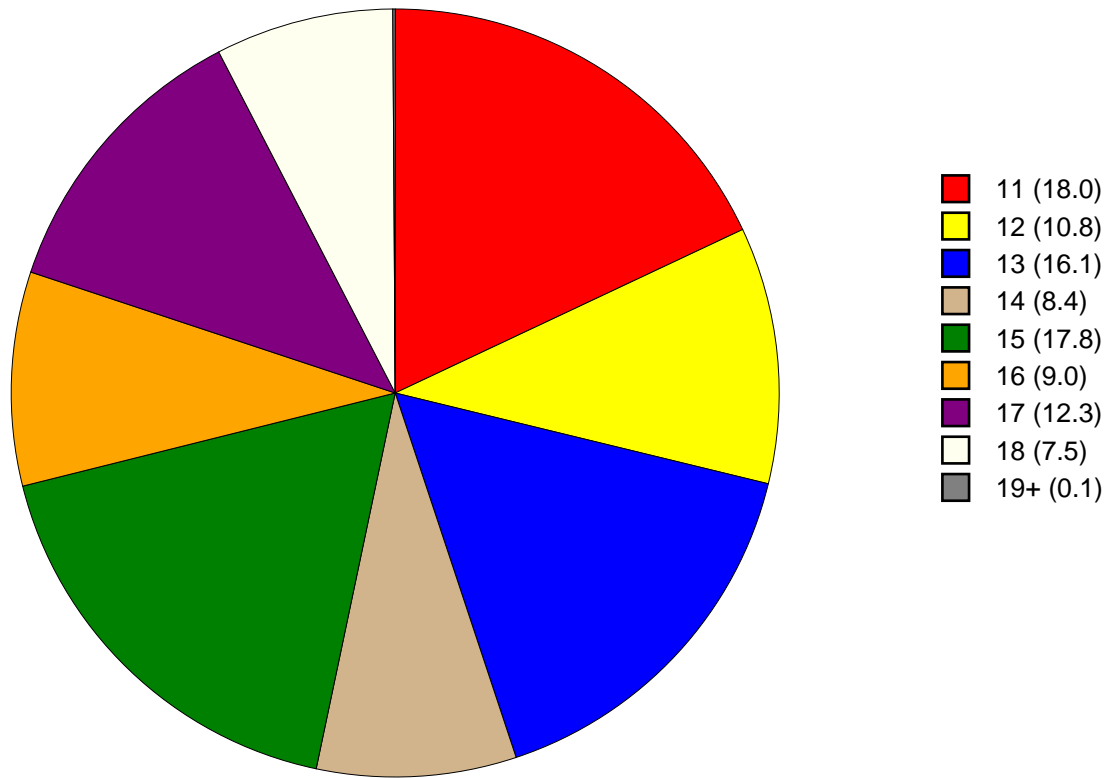


Figure 3: Age Chart

Ethnic Origin Chart

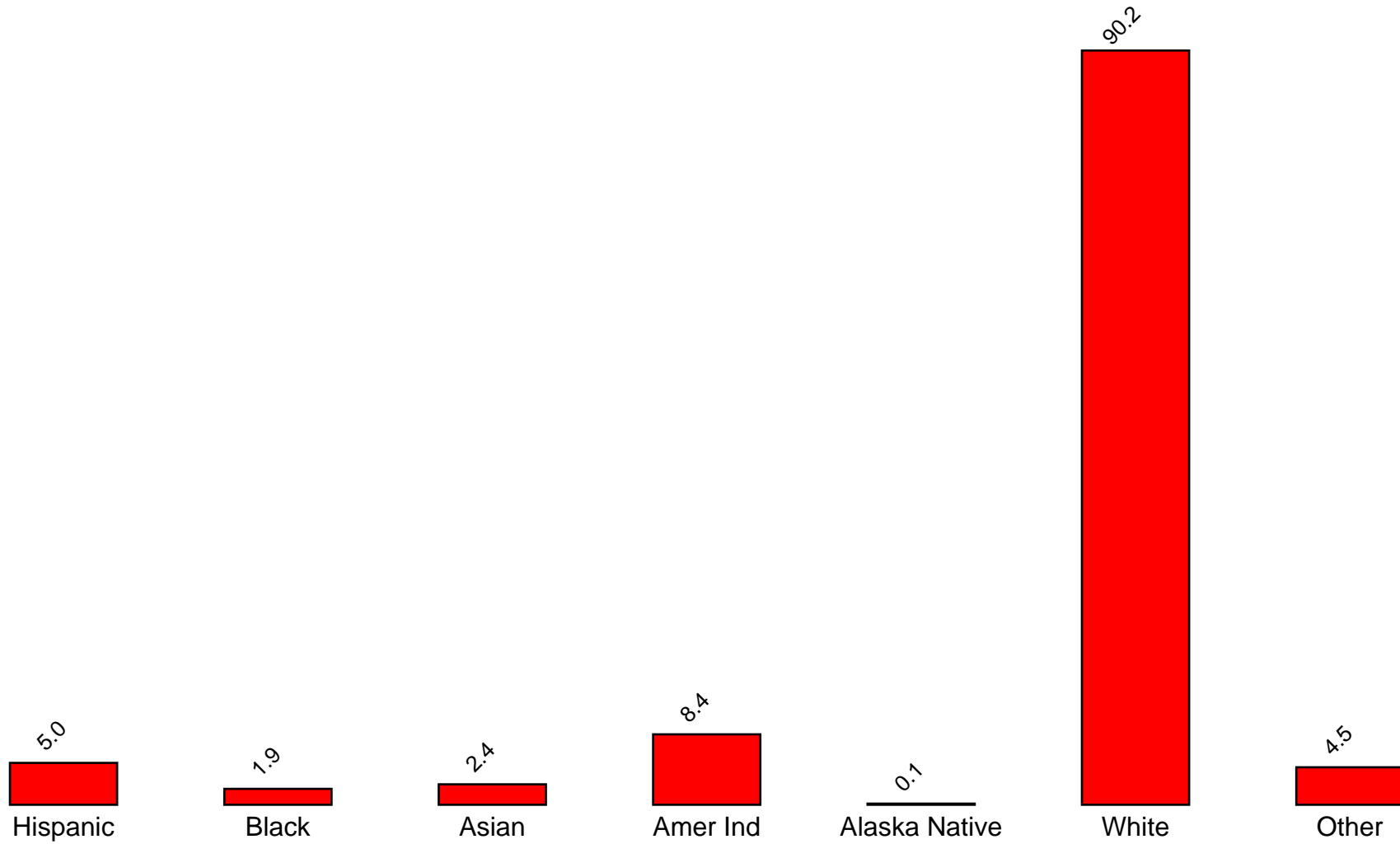


Figure 4: Ethnic Origin Chart

2 PERCENTAGE TABLES

The following tables contain frequency distribution detailing how your students responded to each question on the survey. The tables appear in the same order as the questions on the survey. The tables include breakdowns by grade level as well as overall percentages. The *N of Valid* row is a frequency count of the number of valid responses to each question for each grade and overall. The *N of Miss* row is a frequency count of the number of invalid (marked more than one response) or missing (i.e. did not respond) responses to each question for each grade and overall.

For the questions that allowed more than one response (i.e. race, live with, etc.) each response becomes a separate table. If a student did not mark the response, that was counted as a NO response, and if they did mark the response, that was counted as a YES response. Since a non response is a valid response for these questions, the *N of Miss* will always be zero for these questions.

Table 1: Sex



Response	6	8	10	12	Total	
Male	41.9	51.7	53.0	45.4	48.0	
Female	58.1	48.3	47.0	54.6	52.0	
N of Valid	217	180	198	141	736	
N of Miss	0	0	0	0	0	

Table 2: Age










Response	6	8	10	12	Total	
10 or younger	0.0	0.0	0.0	0.0	0.0	
11	61.1	0.0	0.0	0.0	18.0	
12	36.6	0.0	0.0	0.0	10.8	
13	2.3	63.1	0.0	0.0	16.1	
14	0.0	34.6	0.0	0.0	8.4	
15	0.0	2.2	64.1	0.0	17.8	
16	0.0	0.0	33.3	0.0	9.0	
17	0.0	0.0	2.5	60.3	12.3	
18	0.0	0.0	0.0	39.0	7.5	
19 or older	0.0	0.0	0.0	0.7	0.1	
N of Valid	216	179	198	141	734	
N of Miss	1	1	0	0	2	

Table 3: Are you Hispanic or Latino?



Response	6	8	10	12	Total	
No	95.9	94.8	92.7	97.1	95.0	
Yes	4.1	5.2	7.3	2.9	5.0	
N of Valid	195	174	193	137	699	
N of Miss	22	6	5	4	37	

Table 4: What is your race? Black or African American



Response	6	8	10	12	Total	
No	98.6	97.2	97.5	99.3	98.1	
Yes	1.4	2.8	2.5	0.7	1.9	
N of Valid	217	180	198	141	736	
N of Miss	0	0	0	0	0	

Table 5: What is your race? Asian



Response	6	8	10	12	Total	
No	98.6	97.8	97.5	95.7	97.6	
Yes	1.4	2.2	2.5	4.3	2.4	
N of Valid	217	180	198	141	736	
N of Miss	0	0	0	0	0	

Table 6: What is your race? American Indian



Response	6	8	10	12	Total	
No	87.1	91.1	92.4	97.9	91.6	
Yes	12.9	8.9	7.6	2.1	8.4	
N of Valid	217	180	198	141	736	
N of Miss	0	0	0	0	0	

Table 7: What is your race? Alaska Native



Response	6	8	10	12	Total	
No	100.0	99.4	100.0	100.0	99.9	
Yes	0.0	0.6	0.0	0.0	0.1	
N of Valid	217	180	198	141	736	
N of Miss	0	0	0	0	0	

Table 8: What is your race? White



Response	6	8	10	12	Total	
No	13.8	8.3	8.1	7.8	9.8	
Yes	86.2	91.7	91.9	92.2	90.2	
N of Valid	217	180	198	141	736	
N of Miss	0	0	0	0	0	

Table 9: What is your race? Native Hawaiian or Other Pacific Islander


Response	6	8	10	12	Total	
No	100.0	100.0	100.0	100.0	100.0	
Yes	0.0	0.0	0.0	0.0	0.0	
N of Valid	217	180	198	141	736	
N of Miss	0	0	0	0	0	

Table 10: What is your race? Other



Response	6	8	10	12	Total	
No	95.4	94.4	95.5	97.2	95.5	
Yes	4.6	5.6	4.5	2.8	4.5	
N of Valid	217	180	198	141	736	
N of Miss	0	0	0	0	0	

Table 11: What is the highest level of schooling completed by your mother or father?









Response	6	8	10	12	Total	
Completed grade school or less	1.9	2.8	1.0	0.7	1.7	
Some high school	4.3	6.2	8.7	9.4	6.9	
Completed high school	15.8	15.7	19.5	23.7	18.3	
Some college	10.5	15.7	23.6	24.5	18.0	
Completed college	23.4	30.3	27.7	28.8	27.3	
Graduate or professional school after college	8.1	10.1	9.7	4.3	8.3	
Don't know	34.9	19.1	8.2	6.5	18.3	
Does not apply	1.0	0.0	1.5	2.2	1.1	
N of Valid	209	178	195	139	721	
N of Miss	8	2	3	2	15	

Table 12: Think of where you live most of the time. Which of the following people live there with you? Mother



Response	6	8	10	12	Total	
No	11.1	18.9	15.7	22.0	16.3	
Yes	88.9	81.1	84.3	78.0	83.7	
N of Valid	217	180	198	141	736	
N of Miss	0	0	0	0	0	

Table 13: Think of where you live most of the time. Which of the following people live there with you? Stepmother



Response	6	8	10	12	Total	
No	92.6	93.3	92.4	95.0	93.2	
Yes	7.4	6.7	7.6	5.0	6.8	
N of Valid	217	180	198	141	736	
N of Miss	0	0	0	0	0	

Table 14: Think of where you live most of the time. Which of the following people live there with you? Foster Mother



Response	6	8	10	12	Total	
No	100.0	100.0	99.5	100.0	99.9	
Yes	0.0	0.0	0.5	0.0	0.1	
N of Valid	217	180	198	141	736	
N of Miss	0	0	0	0	0	

Table 15: Think of where you live most of the time. Which of the following people live there with you? Grandmother



Response	6	8	10	12	Total	
No	88.0	89.4	91.9	93.6	90.5	
Yes	12.0	10.6	8.1	6.4	9.5	
N of Valid	217	180	198	141	736	
N of Miss	0	0	0	0	0	

Table 16: Think of where you live most of the time. Which of the following people live there with you? Aunt



Response	6	8	10	12	Total	
No	95.9	97.2	99.0	100.0	97.8	
Yes	4.1	2.8	1.0	0.0	2.2	
N of Valid	217	180	198	141	736	
N of Miss	0	0	0	0	0	

Table 17: Think of where you live most of the time. Which of the following people live there with you? Father



Response	6	8	10	12	Total	
No	38.7	36.7	44.4	42.6	40.5	
Yes	61.3	63.3	55.6	57.4	59.5	
N of Valid	217	180	198	141	736	
N of Miss	0	0	0	0	0	

Table 18: Think of where you live most of the time. Which of the following people live there with you? Stepfather



Response	6	8	10	12	Total	
No	79.7	82.2	80.8	90.1	82.6	
Yes	20.3	17.8	19.2	9.9	17.4	
N of Valid	217	180	198	141	736	
N of Miss	0	0	0	0	0	

Table 19: Think of where you live most of the time. Which of the following people live there with you? Foster Father



Response	6	8	10	12	Total	
No	99.5	100.0	99.5	100.0	99.7	
Yes	0.5	0.0	0.5	0.0	0.3	
N of Valid	217	180	198	141	736	
N of Miss	0	0	0	0	0	

Table 20: Think of where you live most of the time. Which of the following people live there with you? Grandfather



Response	6	8	10	12	Total	
No	93.1	91.7	93.9	96.5	93.6	
Yes	6.9	8.3	6.1	3.5	6.4	
N of Valid	217	180	198	141	736	
N of Miss	0	0	0	0	0	

Table 21: Think of where you live most of the time. Which of the following people live there with you? Uncle



Response	6	8	10	12	Total	
No	95.4	96.1	98.0	99.3	97.0	
Yes	4.6	3.9	2.0	0.7	3.0	
N of Valid	217	180	198	141	736	
N of Miss	0	0	0	0	0	

Table 22: Think of where you live most of the time. Which of the following people live there with you? Other Adults

Response	6	8	10	12	Total	
No	96.8	97.8	97.5	95.0	96.9	
Yes	3.2	2.2	2.5	5.0	3.1	
N of Valid	217	180	198	141	736	
N of Miss	0	0	0	0	0	

Table 23: Think of where you live most of the time. Which of the following people live there with you? Brother(s)

Response	6	8	10	12	Total	
No	47.9	60.0	54.5	65.2	56.0	
Yes	52.1	40.0	45.5	34.8	44.0	
N of Valid	217	180	198	141	736	
N of Miss	0	0	0	0	0	

Table 24: Think of where you live most of the time. Which of the following people live there with you? Stepbrother(s)

Response	6	8	10	12	Total	
No	94.0	91.1	96.5	95.7	94.3	
Yes	6.0	8.9	3.5	4.3	5.7	
N of Valid	217	180	198	141	736	
N of Miss	0	0	0	0	0	

Table 25: Think of where you live most of the time. Which of the following people live there with you? Sister(s)

Response	6	8	10	12	Total	
No	51.2	59.4	60.6	73.8	60.1	
Yes	48.8	40.6	39.4	26.2	39.9	
N of Valid	217	180	198	141	736	
N of Miss	0	0	0	0	0	

Table 26: Think of where you live most of the time. Which of the following people live there with you? Stepsister(s)

Response	6	8	10	12	Total	
No	91.7	89.4	95.5	97.9	93.3	
Yes	8.3	10.6	4.5	2.1	6.7	
N of Valid	217	180	198	141	736	
N of Miss	0	0	0	0	0	

Table 27: Think of where you live most of the time. Which of the following people live there with you? Other Children

Response	6	8	10	12	Total	
No	94.5	92.2	96.0	90.1	93.5	
Yes	5.5	7.8	4.0	9.9	6.5	
N of Valid	217	180	198	141	736	
N of Miss	0	0	0	0	0	

Table 28: In my school, students have lots of chances to help decide things like class activities and rules.

Response	6	8	10	12	Total	
NO!	17.1	11.2	10.2	7.1	11.8	
no	50.0	35.8	36.5	29.1	38.8	
yes	28.6	45.8	47.2	50.4	42.1	
YES!	4.3	7.3	6.1	13.5	7.3	
N of Valid	210	179	197	141	727	
N of Miss	7	1	1	0	9	

Table 29: Teachers ask me to work on special classroom projects.

Response	6	8	10	12	Total	
NO!	19.5	10.6	4.6	8.6	11.2	
no	46.2	51.4	46.9	38.1	46.1	
yes	27.1	33.5	40.8	46.0	36.0	
YES!	7.1	4.5	7.7	7.2	6.6	
N of Valid	210	179	196	139	724	
N of Miss	7	1	2	2	12	

Table 30: My teacher(s) notices when I am doing a good job and lets me know about it.

Response	6	8	10	12	Total
NO!	4.7	4.5	6.1	3.6	4.8
no	25.7	20.8	22.2	23.0	23.0
yes	46.7	51.1	55.6	61.2	52.9
YES!	22.9	23.6	16.2	12.2	19.2
N of Valid	214	178	198	139	729
N of Miss	3	2	0	2	7

Table 31: There are lots of chances for students in my school to get involved in sports, clubs, and other school activities outside of class.

Response	6	8	10	12	Total
NO!	3.8	2.2	1.0	2.1	2.3
no	18.3	4.5	3.6	4.3	8.2
yes	37.6	35.4	39.1	56.0	41.0
YES!	40.4	57.9	56.3	37.6	48.4
N of Valid	213	178	197	141	729
N of Miss	4	2	1	0	7

Table 32: There are lots of chances for students in my school to talk with a teacher one-on-one.

Response	6	8	10	12	Total
NO!	3.3	5.1	1.5	2.8	3.2
no	17.1	15.7	16.8	12.8	15.8
yes	45.5	44.9	57.7	56.0	50.7
YES!	34.1	34.3	24.0	28.4	30.3
N of Valid	211	178	196	141	726
N of Miss	6	2	2	0	10

Table 33: I feel safe at my school.

Response	6	8	10	12	Total
NO!	2.8	5.6	4.5	2.8	3.9
no	8.3	9.5	5.6	9.2	8.0
yes	34.6	45.3	59.1	54.6	47.6
YES!	54.4	39.7	30.8	33.3	40.4
N of Valid	217	179	198	141	735
N of Miss	0	1	0	0	1

Table 34: The school lets my parents know when I have done something well.

Response	6	8	10	12	Total
NO!	18.5	18.4	18.8	13.5	17.6
no	41.2	42.5	48.7	52.5	45.7
yes	25.6	31.3	25.9	30.5	28.0
YES!	14.7	7.8	6.6	3.5	8.7
N of Valid	211	179	197	141	728
N of Miss	6	1	1	0	8

Table 35: My teachers praise me when I work hard in school.

Response	6	8	10	12	Total
NO!	24.6	13.1	9.1	5.7	13.9
no	35.7	46.9	44.7	40.7	41.9
yes	29.5	32.0	36.0	45.7	35.0
YES!	10.1	8.0	10.2	7.9	9.2
N of Valid	207	175	197	140	719
N of Miss	10	5	1	1	17

Table 36: Are your school grades better than the grades of most students in your class?

Response	6	8	10	12	Total
NO!	13.4	7.9	5.1	5.7	8.3
no	25.8	36.0	27.9	24.8	28.6
yes	40.1	41.0	48.2	57.4	45.8
YES!	20.7	15.2	18.8	12.1	17.2
N of Valid	217	178	197	141	733
N of Miss	0	2	1	0	3

Table 37: I have lots of chances to be part of class discussions or activities.

Response	6	8	10	12	Total
NO!	6.6	3.9	1.0	2.8	3.7
no	19.4	11.7	12.2	13.5	14.4
yes	46.4	55.3	60.9	66.7	56.5
YES!	27.5	29.1	25.9	17.0	25.4
N of Valid	211	179	197	141	728
N of Miss	6	1	1	0	8

Table 38: Now thinking back over the past year in school, how often did you: enjoy being in school?

Response	6	8	10	12	Total
Never	8.3	7.3	8.6	9.4	8.3
Seldom	8.3	11.2	13.2	14.4	11.5
Sometimes	38.4	45.3	39.1	39.6	40.5
Often	24.5	26.3	27.4	28.8	26.5
Almost always	20.4	10.1	11.7	7.9	13.1
N of Valid	216	179	197	139	731
N of Miss	1	1	1	2	5

Table 39: Now thinking back over the past year in school, how often did you: hate being in school?






Response	6	8	10	12	Total	
Never	15.9	7.3	5.1	5.0	8.8	
Seldom	29.0	30.7	25.9	28.8	28.5	
Sometimes	32.7	34.6	38.1	35.3	35.1	
Often	11.2	20.7	21.3	20.1	18.0	
Almost always	11.2	6.7	9.6	10.8	9.6	
N of Valid	214	179	197	139	729	
N of Miss	3	1	1	2	7	

Table 40: Now thinking back over the past year in school, how often did you: try to do your best work in school?






Response	6	8	10	12	Total	
Never	0.0	0.0	0.5	0.7	0.3	
Seldom	0.0	3.4	4.1	2.9	2.5	
Sometimes	3.3	12.4	12.2	20.3	11.2	
Often	15.5	30.3	33.7	32.6	27.3	
Almost always	81.2	53.9	49.5	43.5	58.8	
N of Valid	213	178	196	138	725	
N of Miss	4	2	2	3	11	

Table 41: How often do you feel that the school work you are assigned is meaningful and important?






Response	6	8	10	12	Total	
Never	5.3	5.6	8.7	9.4	7.1	
Seldom	6.3	14.0	19.4	31.7	16.7	
Sometimes	23.7	29.8	37.8	34.5	31.1	
Often	33.3	33.1	23.5	19.4	27.9	
Almost always	31.4	17.4	10.7	5.0	17.2	
N of Valid	207	178	196	139	720	
N of Miss	10	2	2	2	16	

Table 42: Putting them all together, what were your grades like last year?






Response	6	8	10	12	Total	
Mostly F's	0.9	1.1	0.5	0.0	0.7	
Mostly D's	2.4	2.2	4.1	2.9	2.9	
Mostly C's	8.5	14.0	16.4	15.3	13.3	
Mostly B's	32.7	40.4	32.8	40.1	36.1	
Mostly A's	55.5	42.1	46.2	41.6	47.0	
N of Valid	211	178	195	137	721	
N of Miss	6	2	3	4	15	

Table 43: How important do you think the things you are learning in school are going to be for your later life?






Response	6	8	10	12	Total	
Very important	48.6	25.7	16.3	4.3	25.8	
Quite important	27.4	31.8	31.1	21.6	28.4	
Fairly important	16.5	26.3	31.1	40.3	27.4	
Slightly important	4.2	11.7	17.3	26.6	13.9	
Not at all important	3.3	4.5	4.1	7.2	4.5	
N of Valid	212	179	196	139	726	
N of Miss	5	1	2	2	10	

Table 44: How interesting are most of your courses to you?






Response	6	8	10	12	Total	
Very interesting and stimulating	15.4	6.7	7.1	2.9	8.6	
Quite interesting	39.9	23.9	19.4	21.6	26.8	
Fairly interesting	32.2	45.6	52.0	43.9	43.2	
Slightly dull	8.7	12.8	18.4	21.6	14.8	
Very dull	3.8	11.1	3.1	10.1	6.6	
N of Valid	208	180	196	139	723	
N of Miss	9	0	2	2	13	

Table 45: During the LAST FOUR WEEKS how many whole days of school have you missed because you skipped or 'cut'?








Response	6	8	10	12	Total	
None	82.3	76.0	80.7	64.0	76.8	
1	7.9	11.7	8.1	11.5	9.6	
2	4.7	3.9	6.1	10.1	5.9	
3	1.4	3.9	2.5	7.9	3.6	
04/05/13	3.3	2.8	1.0	4.3	2.7	
06/10/13	0.0	1.1	1.0	1.4	0.8	
11 or more	0.5	0.6	0.5	0.7	0.5	
N of Valid	215	179	197	139	730	
N of Miss	2	1	1	2	6	

Table 46: What are the chances you would be seen as cool if you: smoked cigarettes?






Response	6	8	10	12	Total	
No or very little chance	92.9	75.4	69.4	56.8	75.3	
Little chance	5.7	14.5	15.3	24.5	14.1	
Some chance	1.0	7.3	11.2	12.2	7.5	
Pretty good chance	0.5	1.7	2.6	2.9	1.8	
Very good chance	0.0	1.1	1.5	3.6	1.4	
N of Valid	210	179	196	139	724	
N of Miss	7	1	2	2	12	

Table 47: What are the chances you would be seen as cool if you: worked hard at school?






Response	6	8	10	12	Total	
No or very little chance	3.8	9.5	7.6	9.4	7.3	
Little chance	7.1	15.1	18.8	28.1	16.3	
Some chance	10.0	26.8	27.9	23.7	21.7	
Pretty good chance	34.8	31.8	26.9	24.5	29.9	
Very good chance	44.3	16.8	18.8	14.4	24.8	
N of Valid	210	179	197	139	725	
N of Miss	7	1	1	2	11	

Table 48: What are the chances you would be seen as cool if you: began drinking alcoholic beverages regularly, that is, at least once or twice a month?






Response	6	8	10	12	Total	
No or very little chance	90.6	66.9	46.4	41.7	63.4	
Little chance	6.6	18.5	22.4	14.4	15.3	
Some chance	1.4	6.2	16.8	22.3	10.8	
Pretty good chance	0.9	4.5	9.7	12.2	6.3	
Very good chance	0.5	3.9	4.6	9.4	4.1	
N of Valid	212	178	196	139	725	
N of Miss	5	2	2	2	11	

Table 49: What are the chances you would be seen as cool if you: defended someone who was being verbally abused at school?






Response	6	8	10	12	Total	
No or very little chance	12.0	11.2	9.6	14.5	11.6	
Little chance	7.7	12.3	11.7	15.9	11.5	
Some chance	14.4	21.8	25.4	23.2	20.9	
Pretty good chance	19.6	27.4	28.4	27.5	25.4	
Very good chance	46.4	27.4	24.9	18.8	30.6	
N of Valid	209	179	197	138	723	
N of Miss	8	1	1	3	13	

Table 50: What are the chances you would be seen as cool if you: smoked marijuana?






Response	6	8	10	12	Total	
No or very little chance	95.7	78.1	61.2	46.0	72.5	
Little chance	1.9	9.6	16.3	17.3	10.6	
Some chance	1.9	4.5	7.7	17.3	7.0	
Pretty good chance	0.0	4.5	9.2	12.9	6.1	
Very good chance	0.5	3.4	5.6	6.5	3.7	
N of Valid	211	178	196	139	724	
N of Miss	6	2	2	2	12	

Table 51: What are the chances you would be seen as cool if you: carried a handgun?

Response	6	8	10	12	Total	
No or very little chance	84.9	77.7	71.9	61.9	75.2	
Little chance	6.6	12.8	12.8	13.7	11.2	
Some chance	2.4	4.5	6.6	12.2	5.9	
Pretty good chance	2.4	3.9	3.1	5.8	3.6	
Very good chance	3.8	1.1	5.6	6.5	4.1	
N of Valid	212	179	196	139	726	
N of Miss	5	1	2	2	10	

Table 52: Think of your four best friends (the friends you feel closest to). In the past year (12 months), how many of your best friends have: participated in clubs, organizations or activities at school?

Response	6	8	10	12	Total	
0	16.7	11.2	10.3	12.3	12.8	
1	16.3	11.7	6.2	7.2	10.7	
2	23.4	22.3	14.9	13.0	18.9	
3	13.9	12.3	19.0	12.3	14.6	
4	29.7	42.5	49.7	55.1	43.1	
N of Valid	209	179	195	138	721	
N of Miss	8	1	3	3	15	

Table 53: Think of your four best friends (the friends you feel closest to). In the past year (12 months), how many of your best friends have: smoked cigarettes?

Response	6	8	10	12	Total	
0	92.5	68.5	63.9	42.0	69.3	
1	4.2	18.5	11.9	21.0	13.0	
2	1.9	5.6	12.4	17.4	8.6	
3	0.9	3.9	2.6	8.0	3.5	
4	0.5	3.4	9.3	11.6	5.7	
N of Valid	213	178	194	138	723	
N of Miss	4	2	4	3	13	

Table 54: Think of your four best friends (the friends you feel closest to). In the past year (12 months), how many of your best friends have: tried beer, wine or hard liquor (for example, vodka, whiskey, or gin) when their parents didn't know about it?






Response	6	8	10	12	Total	
0	86.7	56.7	35.4	27.0	54.1	
1	8.1	16.9	13.8	13.9	12.9	
2	4.7	9.6	21.5	17.5	12.9	
3	0.0	6.7	8.2	13.1	6.4	
4	0.5	10.1	21.0	28.5	13.7	
N of Valid	211	178	195	137	721	
N of Miss	6	2	3	4	15	

Table 55: Think of your four best friends (the friends you feel closest to). In the past year (12 months), how many of your best friends have: made a commitment to stay drug-free?






Response	6	8	10	12	Total	
0	8.7	18.0	28.2	36.0	21.5	
1	4.8	11.2	16.4	17.6	12.0	
2	3.9	14.6	11.3	9.6	9.6	
3	7.7	11.8	12.3	8.8	10.2	
4	74.9	44.4	31.8	27.9	46.6	
N of Valid	207	178	195	136	716	
N of Miss	10	2	3	5	20	

Table 56: Think of your four best friends (the friends you feel closest to). In the past year (12 months), how many of your best friends have: used marijuana?






Response	6	8	10	12	Total	
0	97.1	80.8	67.5	51.1	76.3	
1	1.9	11.3	13.9	13.1	9.6	
2	0.5	4.5	6.7	9.5	4.9	
3	0.5	2.8	4.1	13.9	4.6	
4	0.0	0.6	7.7	12.4	4.6	
N of Valid	209	177	194	137	717	
N of Miss	8	3	4	4	19	

Table 57: Think of your four best friends (the friends you feel closest to). In the past year (12 months), how many of your best friends have: used prescription drugs or non-prescription drugs for the purposes of getting high?


Response	6	8	10	12	Total	
0	96.7	88.8	82.1	75.4	86.7	
1	2.4	8.4	7.7	10.9	6.9	
2	0.5	1.1	5.1	2.9	2.3	
3	0.0	1.7	2.1	5.1	1.9	
4	0.5	0.0	3.1	5.8	2.1	
N of Valid	212	179	195	138	724	
N of Miss	5	1	3	3	12	

Table 58: Think of your four best friends (the friends you feel closest to). In the past year (12 months), how many of your best friends have: used synthetic marijuana (K2, spice) or bath salts?


Response	6	8	10	12	Total	
0	99.0	93.9	90.3	81.2	92.0	
1	1.0	3.9	4.1	5.1	3.3	
2	0.0	1.1	3.1	4.3	1.9	
3	0.0	1.1	1.0	1.4	0.8	
4	0.0	0.0	1.5	8.0	1.9	
N of Valid	208	179	196	138	721	
N of Miss	9	1	2	3	15	

Table 59: Think of your four best friends (the friends you feel closest to). In the past year (12 months), how many of your best friends have: used LSD, cocaine, amphetamines, or other illegal drugs?


Response	6	8	10	12	Total	
0	98.1	93.9	94.4	86.1	93.7	
1	1.0	5.0	2.6	5.1	3.2	
2	1.0	0.6	1.0	3.6	1.4	
3	0.0	0.6	0.5	2.2	0.7	
4	0.0	0.0	1.5	2.9	1.0	
N of Valid	206	179	196	137	718	
N of Miss	11	1	2	4	18	

Table 60: Think of your four best friends (the friends you feel closest to). In the past year (12 months), how many of your best friends have: tried to do well in school?






Response	6	8	10	12	Total	
0	1.5	1.7	1.5	8.0	2.8	
1	1.5	2.2	6.6	5.1	3.8	
2	2.5	15.7	12.8	15.2	11.0	
3	11.8	19.7	20.4	21.0	17.9	
4	82.8	60.7	58.7	50.7	64.5	
N of Valid	204	178	196	138	716	
N of Miss	13	2	2	3	20	

Table 61: Think of your four best friends (the friends you feel closest to). In the past year (12 months), how many of your best friends have: been suspended from school?






Response	6	8	10	12	Total	
0	85.2	68.7	70.4	79.7	76.0	
1	8.6	16.8	14.8	5.1	11.6	
2	2.9	9.5	6.6	5.8	6.1	
3	1.4	3.4	4.6	2.9	3.0	
4	1.9	1.7	3.6	6.5	3.2	
N of Valid	209	179	196	138	722	
N of Miss	8	1	2	3	14	

Table 62: Think of your four best friends (the friends you feel closest to). In the past year (12 months), how many of your best friends have: liked school?






Response	6	8	10	12	Total	
0	14.2	20.2	25.3	29.7	21.6	
1	12.8	12.4	11.9	11.6	12.2	
2	28.0	32.6	33.0	24.6	29.8	
3	19.0	16.3	13.4	16.7	16.4	
4	26.1	18.5	16.5	17.4	20.0	
N of Valid	211	178	194	138	721	
N of Miss	6	2	4	3	15	

Table 63: Think of your four best friends (the friends you feel closest to). In the past year (12 months), how many of your best friends have: carried a handgun?






Response	6	8	10	12	Total	
0	92.5	92.2	91.8	87.7	91.3	
1	1.4	3.9	2.0	4.3	2.8	
2	0.5	0.6	1.0	5.1	1.5	
3	0.9	2.8	1.0	1.4	1.5	
4	4.7	0.6	4.1	1.4	2.9	
N of Valid	212	179	196	138	725	
N of Miss	5	1	2	3	11	

Table 64: Think of your four best friends (the friends you feel closest to). In the past year (12 months), how many of your best friends have: sold illegal drugs?






Response	6	8	10	12	Total	
0	99.5	94.3	88.2	84.8	92.4	
1	0.0	4.0	5.6	5.1	3.5	
2	0.0	1.1	4.1	5.8	2.5	
3	0.0	0.6	1.0	2.9	1.0	
4	0.5	0.0	1.0	1.4	0.7	
N of Valid	210	176	195	138	719	
N of Miss	7	4	3	3	17	

Table 65: Think of your four best friends (the friends you feel closest to). In the past year (12 months), how many of your best friends have: regularly attended religious services?






Response	6	8	10	12	Total	
0	24.1	11.3	11.3	23.4	17.3	
1	9.9	18.6	18.0	16.1	15.5	
2	16.7	16.4	21.1	24.1	19.3	
3	16.7	21.5	22.7	13.9	19.0	
4	32.5	32.2	26.8	22.6	29.0	
N of Valid	203	177	194	137	711	
N of Miss	14	3	4	4	25	

Table 66: Think of your four best friends (the friends you feel closest to). In the past year (12 months), how many of your best friends have: stolen or tried to steal a motor vehicle such as a car or motorcycle?






Response	6	8	10	12	Total	
0	100.0	96.6	92.3	89.9	95.2	
1	0.0	3.4	3.6	2.2	2.2	
2	0.0	0.0	2.6	3.6	1.4	
3	0.0	0.0	1.0	2.9	0.8	
4	0.0	0.0	0.5	1.4	0.4	
N of Valid	211	179	196	138	724	
N of Miss	6	1	2	3	12	

Table 67: Think of your four best friends (the friends you feel closest to). In the past year (12 months), how many of your best friends have: been arrested?






Response	6	8	10	12	Total	
0	97.6	86.6	84.7	82.6	88.6	
1	1.9	8.4	9.7	6.5	6.5	
2	0.5	2.2	2.6	5.8	2.5	
3	0.0	2.8	2.6	2.9	1.9	
4	0.0	0.0	0.5	2.2	0.6	
N of Valid	212	179	196	138	725	
N of Miss	5	1	2	3	11	

Table 68: Think of your four best friends (the friends you feel closest to). In the past year (12 months), how many of your best friends have: dropped out of school?






Response	6	8	10	12	Total	
0	96.2	96.1	91.8	86.2	93.1	
1	1.9	2.8	4.6	5.8	3.6	
2	1.0	0.6	1.5	5.1	1.8	
3	1.0	0.0	0.5	1.4	0.7	
4	0.0	0.6	1.5	1.4	0.8	
N of Valid	210	179	196	138	723	
N of Miss	7	1	2	3	13	

Table 69: Think of your four best friends (the friends you feel closest to). In the past year (12 months), how many of your best friends have: been members of a gang?






Response	6	8	10	12	Total	
0	97.2	94.4	92.3	90.6	93.9	
1	1.4	3.4	4.1	2.9	2.9	
2	0.0	1.1	2.0	2.2	1.2	
3	0.0	0.6	1.0	1.4	0.7	
4	1.4	0.6	0.5	2.9	1.2	
N of Valid	212	179	196	138	725	
N of Miss	5	1	2	3	11	

Table 70: How old were you when you first: smoked marijuana?










Response	6	8	10	12	Total	
Never	100.0	92.1	81.9	65.2	86.6	
10 or younger	0.0	0.6	0.5	1.4	0.6	
11	0.0	0.6	1.0	2.2	0.8	
12	0.0	1.7	4.7	4.3	2.5	
13	0.0	3.9	4.1	5.1	3.0	
14	0.0	1.1	3.1	2.2	1.5	
15	0.0	0.0	4.1	5.1	2.1	
16	0.0	0.0	0.5	8.7	1.8	
17 or older	0.0	0.0	0.0	5.8	1.1	
N of Valid	213	178	193	138	722	
N of Miss	4	2	5	3	14	

Table 71: How old were you when you first: smoked a cigarette, even just a puff?










Response	6	8	10	12	Total	
Never	94.4	73.2	64.9	57.2	74.2	
10 or younger	3.8	10.6	8.2	6.5	7.2	
11	1.9	3.4	2.6	5.1	3.0	
12	0.0	3.9	5.7	3.6	3.2	
13	0.0	7.8	9.3	3.6	5.1	
14	0.0	1.1	3.1	4.3	1.9	
15	0.0	0.0	4.1	7.2	2.5	
16	0.0	0.0	2.1	8.7	2.2	
17 or older	0.0	0.0	0.0	3.6	0.7	
N of Valid	213	179	194	138	724	
N of Miss	4	1	4	3	12	

Table 72: How old were you when you first: had more than a sip or two of beer, wine or hard liquor (for example, vodka, whiskey, or gin)?










Response	6	8	10	12	Total	
Never	83.3	58.4	43.4	35.8	57.4	
10 or younger	8.8	11.8	9.7	10.2	10.1	
11	6.5	9.0	4.1	1.5	5.5	
12	1.4	6.2	7.1	4.4	4.7	
13	0.0	12.9	9.7	3.6	6.5	
14	0.0	1.7	10.7	5.8	4.4	
15	0.0	0.0	13.8	10.9	5.8	
16	0.0	0.0	1.5	17.5	3.7	
17 or older	0.0	0.0	0.0	10.2	1.9	
N of Valid	215	178	196	137	726	
N of Miss	2	2	2	4	10	

Table 73: How old were you when you first: began drinking alcoholic beverages regularly, that is, at least once or twice a month?










Response	6	8	10	12	Total	
Never	99.5	92.2	80.1	66.4	86.2	
10 or younger	0.0	0.6	0.0	2.2	0.6	
11	0.5	0.6	0.5	0.7	0.6	
12	0.0	0.6	2.6	2.2	1.2	
13	0.0	5.0	5.1	2.9	3.2	
14	0.0	1.1	5.1	4.4	2.5	
15	0.0	0.0	4.6	1.5	1.5	
16	0.0	0.0	1.5	8.8	2.1	
17 or older	0.0	0.0	0.5	10.9	2.2	
N of Valid	215	179	196	137	727	
N of Miss	2	1	2	4	9	

Table 74: How old were you when you first: used Daztrex?


Response	6	8	10	12	Total	
Never	100.0	100.0	100.0	100.0	100.0	
10 or younger	0.0	0.0	0.0	0.0	0.0	
11	0.0	0.0	0.0	0.0	0.0	
12	0.0	0.0	0.0	0.0	0.0	
13	0.0	0.0	0.0	0.0	0.0	
14	0.0	0.0	0.0	0.0	0.0	
15	0.0	0.0	0.0	0.0	0.0	
16	0.0	0.0	0.0	0.0	0.0	
17 or older	0.0	0.0	0.0	0.0	0.0	
N of Valid	199	178	195	137	709	
N of Miss	18	2	3	4	27	

Table 75: How old were you when you first: got suspended from school?










Response	6	8	10	12	Total	
Never	98.1	87.6	78.2	78.7	86.5	
10 or younger	1.4	5.1	5.1	2.9	3.6	
11	0.0	0.6	1.5	2.2	1.0	
12	0.5	1.7	3.0	2.2	1.8	
13	0.0	4.5	4.6	2.9	2.9	
14	0.0	0.6	4.6	5.1	2.3	
15	0.0	0.0	2.5	3.7	1.4	
16	0.0	0.0	0.0	2.2	0.4	
17 or older	0.0	0.0	0.5	0.0	0.1	
N of Valid	215	178	197	136	726	
N of Miss	2	2	1	5	10	

Table 76: How old were you when you first: got arrested?









Response	6	8	10	12	Total	
Never	100.0	97.2	92.3	93.4	96.0	
10 or younger	0.0	0.0	1.0	0.7	0.4	
11	0.0	0.6	2.0	0.0	0.7	
12	0.0	0.6	0.5	0.0	0.3	
13	0.0	0.6	1.5	0.7	0.7	
14	0.0	1.1	1.0	2.9	1.1	
15	0.0	0.0	1.0	1.5	0.6	
16	0.0	0.0	0.0	0.0	0.0	
17 or older	0.0	0.0	0.5	0.7	0.3	
N of Valid	214	177	196	136	723	
N of Miss	3	3	2	5	13	

Table 77: How old were you when you first: carried a handgun?










Response	6	8	10	12	Total	
Never	91.1	94.9	89.3	92.6	91.8	
10 or younger	5.2	2.3	5.6	0.7	3.7	
11	2.3	1.1	1.5	0.0	1.4	
12	1.4	0.0	1.5	0.0	0.8	
13	0.0	1.1	0.5	1.5	0.7	
14	0.0	0.6	0.0	0.0	0.1	
15	0.0	0.0	0.0	0.7	0.1	
16	0.0	0.0	1.0	2.2	0.7	
17 or older	0.0	0.0	0.5	2.2	0.6	
N of Valid	213	176	196	136	721	
N of Miss	4	4	2	5	15	

Table 78: How old were you when you first: attacked someone with the idea of seriously hurting them?










Response	6	8	10	12	Total	
Never	94.4	90.5	85.1	90.4	90.2	
10 or younger	3.3	2.2	2.1	0.7	2.2	
11	1.4	1.7	0.5	0.7	1.1	
12	0.9	3.4	0.5	0.7	1.4	
13	0.0	1.1	5.6	1.5	2.1	
14	0.0	1.1	3.1	3.0	1.7	
15	0.0	0.0	2.1	0.7	0.7	
16	0.0	0.0	0.5	1.5	0.4	
17 or older	0.0	0.0	0.5	0.7	0.3	
N of Valid	214	179	195	135	723	
N of Miss	3	1	3	6	13	

Table 79: How old were you when you first: belonged to a gang?










Response	6	8	10	12	Total	
Never	98.6	97.8	96.9	95.6	97.4	
10 or younger	0.5	1.7	0.0	0.7	0.7	
11	0.5	0.0	1.0	0.0	0.4	
12	0.5	0.6	0.5	0.0	0.4	
13	0.0	0.0	0.0	1.5	0.3	
14	0.0	0.0	0.5	1.5	0.4	
15	0.0	0.0	0.5	0.0	0.1	
16	0.0	0.0	0.0	0.7	0.1	
17 or older	0.0	0.0	0.5	0.0	0.1	
N of Valid	213	178	196	136	723	
N of Miss	4	2	2	5	13	

Table 80: How wrong do you think it is for someone your age to: take a handgun to school?





Response	6	8	10	12	Total	
Very wrong	94.0	88.3	82.8	85.5	88.0	
Wrong	4.6	10.0	10.1	5.8	7.7	
A little bit wrong	0.9	1.7	5.1	7.2	3.4	
Not wrong at all	0.5	0.0	2.0	1.4	1.0	
N of Valid	216	180	198	138	732	
N of Miss	1	0	0	3	4	

Table 81: How wrong do you think it is for someone your age to: steal anything worth more than \$5?





Response	6	8	10	12	Total	
Very wrong	69.4	58.9	59.1	73.2	64.8	
Wrong	25.5	32.8	33.3	18.1	28.0	
A little bit wrong	5.1	7.8	7.1	6.5	6.6	
Not wrong at all	0.0	0.6	0.5	2.2	0.7	
N of Valid	216	180	198	138	732	
N of Miss	1	0	0	3	4	

Table 82: How wrong do you think it is for someone your age to: pick a fight with someone?





Response	6	8	10	12	Total	
Very wrong	54.4	42.5	39.3	52.2	47.0	
Wrong	33.5	26.3	32.7	28.3	30.5	
A little bit wrong	11.6	27.4	25.5	15.2	19.9	
Not wrong at all	0.5	3.9	2.6	4.3	2.6	
N of Valid	215	179	196	138	728	
N of Miss	2	1	2	3	8	

Table 83: How wrong do you think it is for someone your age to: attack someone with the idea of seriously hurting them?





Response	6	8	10	12	Total	
Very wrong	88.8	70.9	65.8	73.2	75.3	
Wrong	8.8	22.3	23.5	16.7	17.6	
A little bit wrong	0.5	5.0	9.2	7.2	5.2	
Not wrong at all	1.9	1.7	1.5	2.9	1.9	
N of Valid	215	179	196	138	728	
N of Miss	2	1	2	3	8	

Table 84: How wrong do you think it is for someone your age to: stay away from school all day when their parents think they are at school?





Response	6	8	10	12	Total	
Very wrong	89.3	64.8	59.1	58.7	69.3	
Wrong	9.8	24.0	27.3	23.9	20.7	
A little bit wrong	0.9	8.9	12.1	13.8	8.4	
Not wrong at all	0.0	2.2	1.5	3.6	1.6	
N of Valid	214	179	198	138	729	
N of Miss	3	1	0	3	7	

Table 85: How wrong do you think it is for someone your age to: drink beer, wine or hard liquor (for example, vodka, whiskey, or gin) regularly?





Response	6	8	10	12	Total	
Very wrong	93.0	68.5	43.4	50.0	65.5	
Wrong	5.1	15.7	26.0	16.7	15.5	
A little bit wrong	1.9	11.2	19.9	21.7	12.8	
Not wrong at all	0.0	4.5	10.7	11.6	6.2	
N of Valid	215	178	196	138	727	
N of Miss	2	2	2	3	9	

Table 86: How wrong do you think it is for someone your age to: smoke cigarettes?





Response	6	8	10	12	Total	
Very wrong	92.6	69.8	53.5	51.1	68.6	
Wrong	6.5	16.2	24.2	18.2	15.9	
A little bit wrong	0.9	10.1	14.1	16.8	9.7	
Not wrong at all	0.0	3.9	8.1	13.9	5.8	
N of Valid	215	179	198	137	729	
N of Miss	2	1	0	4	7	

Table 87: How wrong do you think it is for someone your age to: smoke marijuana?





Response	6	8	10	12	Total	
Very wrong	99.1	80.2	66.8	55.8	77.5	
Wrong	0.9	10.7	15.8	17.4	10.5	
A little bit wrong	0.0	5.1	6.1	13.8	5.5	
Not wrong at all	0.0	4.0	11.2	13.0	6.5	
N of Valid	212	177	196	138	723	
N of Miss	5	3	2	3	13	

Table 88: How wrong do you think it is for someone your age to: use prescription drugs or non-prescription drugs for the purpose of getting high?





Response	6	8	10	12	Total	
Very wrong	99.1	91.1	83.8	82.6	89.8	
Wrong	0.9	6.7	11.1	13.0	7.4	
A little bit wrong	0.0	2.2	3.0	2.2	1.8	
Not wrong at all	0.0	0.0	2.0	2.2	1.0	
N of Valid	213	179	198	138	728	
N of Miss	4	1	0	3	8	

Table 89: How wrong do you think it is for someone your age to: use synthetic marijuana (K2, spice) or bath salts?





Response	6	8	10	12	Total	
Very wrong	98.1	93.3	86.9	84.1	91.2	
Wrong	1.0	5.0	8.6	10.9	5.9	
A little bit wrong	0.5	1.1	2.5	3.6	1.8	
Not wrong at all	0.5	0.6	2.0	1.4	1.1	
N of Valid	209	179	198	138	724	
N of Miss	8	1	0	3	12	

Table 90: How wrong do you think it is for someone your age to: use LSD, cocaine, amphetamines or another illegal drug?





Response	6	8	10	12	Total	
Very wrong	100.0	94.4	90.4	88.4	93.8	
Wrong	0.0	4.5	6.6	6.5	4.1	
A little bit wrong	0.0	1.1	2.0	3.6	1.5	
Not wrong at all	0.0	0.0	1.0	1.4	0.5	
N of Valid	213	179	198	138	728	
N of Miss	4	1	0	3	8	

Table 91: At school during the past 12 months, did you receive help from the resource teacher, speech therapist or other special education teacher?



Response	6	8	10	12	Total	
No	82.5	89.3	91.4	91.9	88.4	
Yes	17.5	10.7	8.6	8.1	11.6	
N of Valid	194	169	187	123	673	
N of Miss	23	11	11	18	63	

Table 92: How many times in the past year (12 months) have you: been suspended from school?







Response	6	8	10	12	Total	
Never	98.6	91.6	90.9	93.4	93.8	
1 to 2 times	1.4	7.8	6.6	4.4	5.0	
3 to 5 times	0.0	0.6	1.5	1.5	0.8	
6 to 9 times	0.0	0.0	0.0	0.7	0.1	
10 to 19 times	0.0	0.0	0.0	0.0	0.0	
20 to 29 times	0.0	0.0	0.5	0.0	0.1	
30 to 39 times	0.0	0.0	0.0	0.0	0.0	
40+ times	0.0	0.0	0.5	0.0	0.1	
N of Valid	212	179	197	137	725	
N of Miss	5	1	1	4	11	

Table 93: How many times in the past year (12 months) have you: carried a handgun?









Response	6	8	10	12	Total	
Never	93.3	95.5	91.9	95.6	93.9	
1 to 2 times	1.4	0.6	1.5	0.0	1.0	
3 to 5 times	1.0	2.8	2.5	0.0	1.7	
6 to 9 times	1.0	0.0	2.0	0.0	0.8	
10 to 19 times	1.0	0.6	0.0	0.0	0.4	
20 to 29 times	0.5	0.0	1.5	0.0	0.6	
30 to 39 times	0.0	0.0	0.0	0.7	0.1	
40+ times	1.9	0.6	0.5	3.7	1.5	
N of Valid	210	179	197	135	721	
N of Miss	7	1	1	6	15	

Table 94: How many times in the past year (12 months) have you: sold illegal drugs?







Response	6	8	10	12	Total	
Never	99.5	99.4	97.0	97.1	98.3	
1 to 2 times	0.5	0.6	1.5	0.7	0.8	
3 to 5 times	0.0	0.0	1.0	0.0	0.3	
6 to 9 times	0.0	0.0	0.0	0.0	0.0	
10 to 19 times	0.0	0.0	0.0	1.5	0.3	
20 to 29 times	0.0	0.0	0.0	0.0	0.0	
30 to 39 times	0.0	0.0	0.0	0.7	0.1	
40+ times	0.0	0.0	0.5	0.0	0.1	
N of Valid	210	177	197	136	720	
N of Miss	7	3	1	5	16	

Table 95: How many times in the past year (12 months) have you: stolen or tried to steal a motor vehicle such as a car or motorcycle?




Response	6	8	10	12	Total	
Never	100.0	98.9	99.0	98.5	99.2	
1 to 2 times	0.0	1.1	1.0	0.7	0.7	
3 to 5 times	0.0	0.0	0.0	0.0	0.0	
6 to 9 times	0.0	0.0	0.0	0.0	0.0	
10 to 19 times	0.0	0.0	0.0	0.0	0.0	
20 to 29 times	0.0	0.0	0.0	0.0	0.0	
30 to 39 times	0.0	0.0	0.0	0.0	0.0	
40+ times	0.0	0.0	0.0	0.7	0.1	
N of Valid	209	179	197	136	721	
N of Miss	8	1	1	5	15	

Table 96: How many times in the past year (12 months) have you: participated in clubs, organizations or activities at school?









Response	6	8	10	12	Total	
Never	29.8	24.4	19.3	34.1	26.4	
1 to 2 times	31.2	27.3	13.7	10.4	21.5	
3 to 5 times	14.1	18.8	15.2	9.6	14.7	
6 to 9 times	7.3	6.8	10.7	7.4	8.1	
10 to 19 times	6.3	5.1	12.7	9.6	8.4	
20 to 29 times	1.5	2.8	4.1	3.0	2.8	
30 to 39 times	0.5	0.6	4.1	0.7	1.5	
40+ times	9.3	14.2	20.3	25.2	16.5	
N of Valid	205	176	197	135	713	
N of Miss	12	4	1	6	23	

Table 97: How many times in the past year (12 months) have you: been arrested?





Response	6	8	10	12	Total	
Never	100.0	96.6	96.4	96.3	97.5	
1 to 2 times	0.0	2.8	2.0	2.2	1.7	
3 to 5 times	0.0	0.0	1.5	1.5	0.7	
6 to 9 times	0.0	0.0	0.0	0.0	0.0	
10 to 19 times	0.0	0.0	0.0	0.0	0.0	
20 to 29 times	0.0	0.0	0.0	0.0	0.0	
30 to 39 times	0.0	0.0	0.0	0.0	0.0	
40+ times	0.0	0.6	0.0	0.0	0.1	
N of Valid	209	179	196	136	720	
N of Miss	8	1	2	5	16	

Table 98: How many times in the past year (12 months) have you: attacked someone with the idea of seriously hurting them?


Response	6	8	10	12	Total	
Never	93.8	93.9	88.3	94.1	92.4	
1 to 2 times	5.2	4.5	9.2	2.9	5.7	
3 to 5 times	0.5	1.7	1.0	1.5	1.1	
6 to 9 times	0.5	0.0	0.5	0.7	0.4	
10 to 19 times	0.0	0.0	1.0	0.7	0.4	
20 to 29 times	0.0	0.0	0.0	0.0	0.0	
30 to 39 times	0.0	0.0	0.0	0.0	0.0	
40+ times	0.0	0.0	0.0	0.0	0.0	
N of Valid	211	179	196	136	722	
N of Miss	6	1	2	5	14	

Table 99: How many times in the past year (12 months) have you: been drunk or high at school?


Response	6	8	10	12	Total	
Never	100.0	93.3	89.8	91.9	94.0	
1 to 2 times	0.0	4.5	4.6	1.5	2.6	
3 to 5 times	0.0	1.1	2.5	0.7	1.1	
6 to 9 times	0.0	1.1	1.0	2.2	1.0	
10 to 19 times	0.0	0.0	0.5	0.7	0.3	
20 to 29 times	0.0	0.0	0.0	1.5	0.3	
30 to 39 times	0.0	0.0	0.0	0.0	0.0	
40+ times	0.0	0.0	1.5	1.5	0.7	
N of Valid	211	179	197	135	722	
N of Miss	6	1	1	6	14	

Table 100: How many times in the past year (12 months) have you: taken a handgun to school?

Response	6	8	10	12	Total	
Never	100.0	100.0	99.5	97.8	99.4	
1 to 2 times	0.0	0.0	0.5	0.0	0.1	
3 to 5 times	0.0	0.0	0.0	0.0	0.0	
6 to 9 times	0.0	0.0	0.0	0.7	0.1	
10 to 19 times	0.0	0.0	0.0	0.0	0.0	
20 to 29 times	0.0	0.0	0.0	0.0	0.0	
30 to 39 times	0.0	0.0	0.0	0.0	0.0	
40+ times	0.0	0.0	0.0	1.5	0.3	
N of Valid	210	178	196	135	719	
N of Miss	7	2	2	6	17	

Table 101: Are you currently on probation, or assigned a probation officer with Juvenile Court?

Response	6	8	10	12	Total	
No	100.0	96.5	96.8	98.4	97.9	
Yes	0.0	3.5	3.2	1.6	2.1	
N of Valid	188	170	189	128	675	
N of Miss	29	10	9	13	61	

Table 102: Have you ever belonged to a gang?

Response	6	8	10	12	Total	
No	96.7	96.6	94.9	92.6	95.4	
No, but would like to	1.4	0.6	2.0	3.7	1.8	
Yes, in the past	1.4	1.7	2.5	1.5	1.8	
Yes, belong now	0.5	1.1	0.5	0.7	0.7	
Yes, but would like to get out	0.0	0.0	0.0	1.5	0.3	
N of Valid	210	179	197	135	721	
N of Miss	7	1	1	6	15	

Table 103: If you have ever belonged to a gang, did that gang have a name?




Response	6	8	10	12	Total	
No	4.8	6.8	11.2	15.7	9.1	
Yes	0.5	2.3	2.0	3.7	2.0	
I have never belonged to a gang	94.7	91.0	86.8	80.6	89.0	
N of Valid	207	177	197	134	715	
N of Miss	10	3	1	7	21	

Table 104: You are at a party at someone's house, and one of your friends offers you a drink containing alcohol. What would you say or do?





Response	6	8	10	12	Total	
Drink it	1.9	17.4	36.9	45.9	23.5	
Tell your friend, 'No thanks, I don't drink' and suggest that you and your friend go and do something else	48.3	42.1	28.7	21.5	36.4	
Just say, 'No thanks' and walk away	30.3	23.6	24.1	23.0	25.6	
Make up a good excuse, tell your friend you had something else to do, and leave	19.4	16.9	10.3	9.6	14.5	
N of Valid	211	178	195	135	719	
N of Miss	6	2	3	6	17	

Table 105: How often do you attend religious services or activities?





Response	6	8	10	12	Total	
Never	18.8	6.1	9.6	11.1	11.6	
Rarely	17.3	20.1	18.7	27.4	20.3	
1-2 Times a Month	7.9	12.8	16.7	14.1	12.7	
About Once a Week or More	55.9	60.9	55.1	47.4	55.3	
N of Valid	202	179	198	135	714	
N of Miss	15	1	0	6	22	

Table 106: I think sometimes it's okay to cheat at school.


Response	6	8	10	12	Total	
NO!	66.7	38.5	19.2	20.0	38.1	
no	29.6	43.0	37.4	39.3	36.8	
yes	3.3	16.2	34.3	32.6	20.4	
YES!	0.5	2.2	9.1	8.1	4.7	
N of Valid	213	179	198	135	725	
N of Miss	4	1	0	6	11	

Table 107: It is important to think before you act.


Response	6	8	10	12	Total	
NO!	1.4	0.6	0.5	3.0	1.2	
no	2.4	3.9	3.6	3.8	3.3	
yes	16.5	34.6	40.6	44.4	32.7	
YES!	79.7	60.9	55.3	48.9	62.7	
N of Valid	212	179	197	133	721	
N of Miss	5	1	1	8	15	

Table 108: Sometimes I think that life is not worth it.

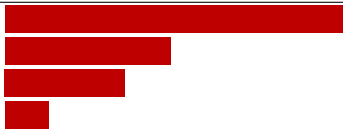
Response	6	8	10	12	Total	
NO!	67.6	47.2	45.4	51.5	53.4	
no	19.3	27.5	24.0	30.6	24.8	
yes	11.1	19.1	23.0	15.7	17.2	
YES!	1.9	6.2	7.7	2.2	4.6	
N of Valid	207	178	196	134	715	
N of Miss	10	2	2	7	21	

Table 109: At times I think I am no good at all.

Response	6	8	10	12	Total	
NO!	35.7	30.3	27.9	38.8	32.8	
no	25.7	29.2	31.0	31.3	29.1	
yes	28.6	28.1	31.0	23.9	28.2	
YES!	10.0	12.4	10.2	6.0	9.9	
N of Valid	210	178	197	134	719	
N of Miss	7	2	1	7	17	

Table 110: All in all, I am inclined to think that I am a failure.

Response	6	8	10	12	Total	
NO!	59.9	44.4	39.9	47.4	48.2	
no	25.1	30.3	36.9	37.0	31.9	
yes	11.6	17.4	17.2	14.1	15.0	
YES!	3.4	7.9	6.1	1.5	4.9	
N of Valid	207	178	198	135	718	
N of Miss	10	2	0	6	18	

Table 111: In the past year, have you felt depressed or sad MOST days, even if you felt okay sometimes?

Response	6	8	10	12	Total	
NO!	39.0	28.8	30.5	38.1	34.0	
no	20.5	33.9	33.0	29.1	28.8	
yes	30.5	25.4	22.8	26.1	26.3	
YES!	10.0	11.9	13.7	6.7	10.9	
N of Valid	210	177	197	134	718	
N of Miss	7	3	1	7	18	

Table 112: It is all right to beat up people if they start the fight.





Response	6	8	10	12	Total	
NO!	56.9	33.7	25.4	28.1	37.1	
no	17.7	27.0	23.4	23.7	22.7	
yes	16.7	21.3	26.9	25.9	22.4	
YES!	8.6	18.0	24.4	22.2	17.8	
N of Valid	209	178	197	135	719	
N of Miss	8	2	1	6	17	

Table 113: I think it is okay to take something without asking if you can get away with it.





Response	6	8	10	12	Total	
NO!	85.2	71.3	55.1	56.9	68.3	
no	13.3	24.2	36.7	36.2	26.6	
yes	1.4	4.5	7.7	6.2	4.8	
YES!	0.0	0.0	0.5	0.8	0.3	
N of Valid	210	178	196	130	714	
N of Miss	7	2	2	11	22	

Table 114: Where do you get the most information about living a drug and alcohol free life? Parents/guardians





Response	6	8	10	12	Total	
All the time	49.0	39.2	32.6	34.8	39.5	
Most	26.7	26.7	31.6	28.8	28.4	
Some	12.6	23.3	28.0	18.9	20.7	
Very little	11.7	10.8	7.8	17.4	11.5	
N of Valid	206	176	193	132	707	
N of Miss	11	4	5	9	29	

Table 115: Where do you get the most information about living a drug and alcohol free life? Friends





Response	6	8	10	12	Total	
All the time	25.1	8.6	7.9	15.2	14.4	
Most	11.6	15.5	18.0	18.2	15.6	
Some	25.1	29.3	31.7	20.5	27.1	
Very little	38.2	46.6	42.3	46.2	42.9	
N of Valid	199	174	189	132	694	
N of Miss	18	6	9	9	42	

Table 116: Where do you get the most information about living a drug and alcohol free life? Family members





Response	6	8	10	12	Total	
All the time	46.0	26.9	26.2	28.6	32.5	
Most	22.8	30.3	26.7	25.6	26.2	
Some	19.3	26.9	34.0	24.1	26.1	
Very little	11.9	16.0	13.1	21.8	15.1	
N of Valid	202	175	191	133	701	
N of Miss	15	5	7	8	35	

Table 117: Where do you get the most information about living a drug and alcohol free life? School





Response	6	8	10	12	Total	
All the time	59.0	49.4	40.9	38.3	47.8	
Most	26.8	33.5	36.8	33.8	32.5	
Some	8.8	10.8	17.6	16.5	13.2	
Very little	5.4	6.2	4.7	11.3	6.5	
N of Valid	205	176	193	133	707	
N of Miss	12	4	5	8	29	

Table 118: Where do you get the most information about living a drug and alcohol free life? Internet





Response	6	8	10	12	Total	
All the time	16.7	4.0	6.5	18.8	11.1	
Most	10.9	12.1	10.8	6.8	10.4	
Some	16.1	25.4	30.1	19.5	23.0	
Very little	56.2	58.4	52.7	54.9	55.6	
N of Valid	192	173	186	133	684	
N of Miss	25	7	12	8	52	

Table 119: Where do you get the most information about living a drug and alcohol free life? TV





Response	6	8	10	12	Total	
All the time	21.5	8.7	6.3	15.9	13.1	
Most	14.4	14.0	10.1	12.1	12.6	
Some	26.7	30.8	40.7	23.5	31.0	
Very little	37.4	46.5	42.9	48.5	43.3	
N of Valid	195	172	189	132	688	
N of Miss	22	8	9	9	48	

Table 120: Where do you get the most information about living a drug and alcohol free life? Social media





Response	6	8	10	12	Total	
All the time	19.0	8.2	7.4	17.4	12.7	
Most	11.4	11.8	10.6	7.6	10.5	
Some	23.9	22.9	29.6	21.2	24.7	
Very little	45.7	57.1	52.4	53.8	52.0	
N of Valid	184	170	189	132	675	
N of Miss	33	10	9	9	61	

Table 121: How much do you think people risk harming themselves (physically or in other ways) if they: smoked one or more packs of cigarettes per day?

Response	6	8	10	12	Total	
No risk	7.7	2.8	1.0	11.2	5.3	
Slight risk	7.2	7.9	7.8	9.7	8.0	
Moderate risk	22.0	26.6	16.7	28.4	22.9	
Great risk	63.2	62.7	74.5	50.7	63.8	
N of Valid	209	177	192	134	712	
N of Miss	8	3	6	7	24	

Table 122: How much do you think people risk harming themselves (physically or in other ways) if they: try marijuana once or twice?

Response	6	8	10	12	Total	
No risk	8.7	13.1	20.3	40.6	19.0	
Slight risk	22.3	22.7	31.8	22.6	25.0	
Moderate risk	24.3	27.3	18.2	13.5	21.4	
Great risk	44.7	36.9	29.7	23.3	34.7	
N of Valid	206	176	192	133	707	
N of Miss	11	4	6	8	29	

Table 123: How much do you think people risk harming themselves (physically or in other ways) if they: smoke marijuana once or twice a week?

Response	6	8	10	12	Total	
No risk	7.7	8.5	13.1	29.5	13.4	
Slight risk	9.1	13.6	15.2	19.7	13.9	
Moderate risk	21.2	17.0	25.1	23.5	21.6	
Great risk	62.0	60.8	46.6	27.3	51.1	
N of Valid	208	176	191	132	707	
N of Miss	9	4	7	9	29	

Table 124: How much do you think people risk harming themselves (physically or in other ways) if they: take one or two drinks of an alcoholic beverage (beer, wine, liquor) nearly every day?


Response	6	8	10	12	Total	
No risk	11.4	8.5	12.6	16.0	11.9	
Slight risk	15.2	27.8	22.5	29.8	23.0	
Moderate risk	28.6	30.7	33.0	27.5	30.1	
Great risk	44.8	33.0	31.9	26.7	35.0	
N of Valid	210	176	191	131	708	
N of Miss	7	4	7	10	28	

Table 125: How much do you think people risk harming themselves (physically or in other ways) if they: have five or more drinks of an alcoholic beverage once or twice each weekend?

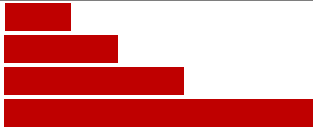
Response	6	8	10	12	Total	
No risk	8.6	6.8	6.2	12.8	8.3	
Slight risk	12.0	13.6	17.7	24.1	16.2	
Moderate risk	23.4	27.7	27.6	30.8	27.0	
Great risk	56.0	52.0	48.4	32.3	48.5	
N of Valid	209	177	192	133	711	
N of Miss	8	3	6	8	25	

Table 126: How much do you think people risk harming themselves (physically or in other ways) if they: use prescription drugs that are not prescribed to them?


Response	6	8	10	12	Total	
No risk	8.7	3.4	1.6	11.3	5.9	
Slight risk	2.4	4.5	7.8	4.5	4.8	
Moderate risk	8.7	20.9	17.2	18.8	15.9	
Great risk	80.3	71.2	73.4	65.4	73.4	
N of Valid	208	177	192	133	710	
N of Miss	9	3	6	8	26	

Table 127: How much do you think people risk harming themselves (physically or in other ways) if they: use non-prescription drugs to get high?

Response	6	8	10	12	Total
No risk	9.6	4.5	1.0	12.2	6.5
Slight risk	2.9	3.4	7.3	6.1	4.8
Moderate risk	8.1	18.6	12.5	17.6	13.7
Great risk	79.4	73.4	79.2	64.1	75.0
N of Valid	209	177	192	131	709
N of Miss	8	3	6	10	27

Table 128: Have you ever used smokeless tobacco (chew, snuff, plug, dipping tobacco, or chewing tobacco)?

Response	6	8	10	12	Total
Never	95.3	79.7	67.7	69.7	79.2
Once or Twice	4.2	10.2	16.4	10.6	10.2
Once in a while but not regularly	0.5	4.5	4.6	4.5	3.4
Regularly in the past	0.0	1.7	5.1	3.0	2.4
Regularly now	0.0	4.0	6.2	12.1	4.9
N of Valid	212	177	195	132	716
N of Miss	5	3	3	9	20

Table 129: How often have you taken smokeless tobacco during the past 30 days?

Response	6	8	10	12	Total
Not at all	98.6	90.4	85.6	81.8	89.9
Once or twice	1.0	4.5	5.6	6.1	4.1
Once or twice per week	0.5	1.7	1.0	0.0	0.8
Three to five times per week	0.0	1.1	2.6	1.5	1.3
About once a day	0.0	1.1	0.0	0.0	0.3
More than once a day	0.0	1.1	5.1	10.6	3.6
N of Valid	209	177	195	132	713
N of Miss	8	3	3	9	23

Table 130: Have you ever smoked cigarettes?






Response	6	8	10	12	Total	
Never	95.7	74.0	64.1	57.9	74.7	
Once or Twice	3.3	15.8	20.0	9.8	12.2	
Once in a while but not regularly	0.5	5.1	5.1	15.8	5.7	
Regularly in the past	0.5	2.8	5.1	6.0	3.4	
Regularly now	0.0	2.3	5.6	10.5	4.1	
N of Valid	210	177	195	133	715	
N of Miss	7	3	3	8	21	

Table 131: How frequently have you smoked cigarettes during the past 30 days?








Response	6	8	10	12	Total	
Not at all	99.5	91.5	91.8	76.7	91.2	
Less than one cigarette per day	0.5	4.0	2.6	9.0	3.5	
One to five cigarettes per day	0.0	4.0	2.1	3.8	2.2	
About one-half pack per day	0.0	0.0	1.5	6.0	1.5	
About one pack per day	0.0	0.6	1.0	3.0	1.0	
About one and one-half packs per day	0.0	0.0	0.5	1.5	0.4	
Two packs or more per day	0.0	0.0	0.5	0.0	0.1	
N of Valid	209	177	195	133	714	
N of Miss	8	3	3	8	22	

Table 132: Which statement best describes rules about smoking inside your home?






Response	6	8	10	12	Total	
Smoking is not allowed anywhere inside your home	69.1	72.9	71.6	72.0	71.3	
Smoking is allowed in some places and at some times	7.7	4.0	9.3	5.3	6.8	
Smoking is allowed anywhere inside the home	2.9	5.1	4.1	6.1	4.4	
There are no rules about smoking inside the home	3.4	8.5	9.8	5.3	6.8	
I don't know	16.9	9.6	5.2	11.4	10.8	
N of Valid	207	177	194	132	710	
N of Miss	10	3	4	9	26	

Table 133: Which statement best describes rules about smoking in your family cars?







Response	6	8	10	12	Total	
Smoking is never allowed in any car	63.3	65.5	61.3	65.6	63.8	
Smoking is allowed sometimes or in some cars	15.0	9.0	9.8	13.7	11.8	
Smoking is allowed in any car anytime	2.9	7.9	7.7	5.3	5.9	
There are no rules about smoking in the car	4.3	6.8	12.9	3.8	7.2	
We do not have a family car	0.5	0.6	1.5	1.5	1.0	
I don't know	14.0	10.2	6.7	9.9	10.3	
N of Valid	207	177	194	131	709	
N of Miss	10	3	4	10	27	

Table 134: During this school year, were you taught in any of your classes about the dangers of tobacco use?






Response	6	8	10	12	Total	
Strongly agree	48.5	29.1	28.0	17.6	32.2	
Agree	35.1	32.6	34.2	29.0	33.1	
Disagree	3.0	8.6	8.3	15.3	8.1	
Strongly disagree	2.5	8.6	8.3	13.7	7.7	
I don't know	10.9	21.1	21.2	24.4	18.8	
N of Valid	202	175	193	131	701	
N of Miss	15	5	5	10	35	

Table 135: During the past 12 months, have you participated in any community activities to discourage people your age from using cigarettes, chewing tobacco, snuff, dip or cigars?






Response	6	8	10	12	Total	
Strongly agree	14.9	12.5	8.8	6.9	11.1	
Agree	22.2	19.3	16.6	16.9	18.9	
Disagree	16.5	18.2	18.7	15.4	17.3	
Strongly disagree	19.1	21.0	22.3	28.5	22.2	
I don't know	27.3	29.0	33.7	32.3	30.4	
N of Valid	194	176	193	130	693	
N of Miss	23	4	5	11	43	

Table 136: Think back over the last two weeks. How many times have you had five or more alcoholic drinks in a row?


Response	6	8	10	12	Total	
None	100.0	90.9	88.6	72.9	89.6	
Once	0.0	4.0	6.7	10.1	4.7	
Twice	0.0	2.3	2.6	2.3	1.7	
3-5 times	0.0	2.3	0.0	9.3	2.3	
6-9 times	0.0	0.6	1.0	2.3	0.9	
10 or more times	0.0	0.0	1.0	3.1	0.9	
N of Valid	201	176	193	129	699	
N of Miss	16	4	5	12	37	

Table 137: During the past 30 days, how many times did you ride in a car or other vehicle driven by someone who had been drinking alcohol or using drugs to get high?


Response	6	8	10	12	Total	
0 times	90.5	86.3	85.0	84.4	86.8	
1 time	4.0	6.9	3.6	4.7	4.7	
2 or 3 times	3.0	1.7	6.7	6.2	4.3	
4 or 5 times	0.0	1.7	0.0	0.8	0.6	
6 or more times	2.5	3.4	4.7	3.9	3.6	
N of Valid	200	175	193	128	696	
N of Miss	17	5	5	13	40	

Table 138: During the past 30 days, how many times did you drive a car or other vehicle when you had been drinking alcohol or using drugs to get high?


Response	6	8	10	12	Total	
I did not drive a car in the past 30 days	51.3	56.0	32.3	17.2	40.9	
0 times	48.7	41.7	65.1	74.2	56.2	
1 time	0.0	1.7	1.6	3.9	1.6	
2 or 3 times	0.0	0.6	0.5	0.0	0.3	
4 or 5 times	0.0	0.0	0.5	2.3	0.6	
6 or more times	0.0	0.0	0.0	2.3	0.4	
N of Valid	195	175	192	128	690	
N of Miss	22	5	6	13	46	

Table 139: If you drank alcohol (not just a sip or taste) in the past year, how did you usually get it?












Response	6	8	10	12	Total	
I did not drink alcohol in the past year	95.4	81.6	59.7	46.5	72.9	
I bought it myself with a fake ID	0.0	0.0	0.5	0.8	0.3	
I bought it myself without a fake ID	0.0	0.0	1.0	0.0	0.3	
I got it from someone I know age 21 or older	0.0	6.3	16.2	33.1	12.2	
I got it from someone I know under age 21	0.0	0.6	3.7	6.3	2.3	
I got it from my brother or sister	0.0	0.0	1.0	0.8	0.4	
I got it from home with my parents' permission	1.5	2.3	4.7	2.4	2.8	
I got it from home without my parents' permission	0.5	3.4	2.1	0.0	1.6	
I got it from another relative	0.5	1.1	1.0	0.8	0.9	
A stranger bought it for me	0.0	0.6	1.0	1.6	0.7	
I took it from a store or shop	0.0	0.0	0.0	0.0	0.0	
Other	2.1	4.0	8.9	7.9	5.5	
N of Valid	195	174	191	127	687	
N of Miss	22	6	7	14	49	

Table 140: If you drank alcohol (not just a sip or taste) in the past year, where did you usually drink it?










Response	6	8	10	12	Total	
I did not drink alcohol in the past year	95.8	83.1	64.7	48.4	75.1	
at my home	2.6	6.4	11.6	10.3	7.5	
at someone else's home	1.0	6.4	17.9	26.2	11.8	
at an open area like a park, beach, field, back road, woods, or a street corner	0.5	3.5	4.2	11.1	4.3	
at a sporting event or concert	0.0	0.0	0.5	1.6	0.4	
at a restaurant, bar, or a nightclub	0.0	0.0	0.5	0.0	0.1	
at an empty building or a construction site	0.0	0.6	0.0	0.8	0.3	
at a hotel/motel	0.0	0.0	0.0	1.6	0.3	
in a car	0.0	0.0	0.5	0.0	0.1	
at school	0.0	0.0	0.0	0.0	0.0	
N of Valid	191	172	190	126	679	
N of Miss	26	8	8	15	57	

Table 141: How do you feel about someone your age having one or two drinks of an alcoholic beverage nearly every day?





Response	6	8	10	12	Total	
Neither approve nor disapprove	14.7	26.3	39.9	40.5	29.5	
Somewhat disapprove	6.3	13.7	11.9	17.5	11.8	
Strongly disapprove	68.1	48.0	39.4	31.7	48.2	
Don't know or can't say	11.0	12.0	8.8	10.3	10.5	
N of Valid	191	175	193	126	685	
N of Miss	26	5	5	15	51	

Table 142: On how many occasions have you had alcoholic beverages (beer, wine or hard liquor) to drink in your lifetime - more than just a few sips?








Response	6	8	10	12	Total	
0	92.8	69.9	50.0	42.5	65.8	
01/02/13	5.1	11.4	20.8	9.4	11.9	
03/05/13	1.5	7.4	7.3	10.2	6.2	
06/09/13	0.0	6.2	8.3	8.7	5.5	
10/19/13	0.5	1.1	4.7	7.9	3.2	
20-39	0.0	1.1	4.2	4.7	2.3	
40	0.0	2.8	4.7	16.5	5.1	
N of Valid	195	176	192	127	690	
N of Miss	22	4	6	14	46	

Table 143: On how many occasions have you drunk one of more drinks of an alcoholic beverage during the past 30 days?








Response	6	8	10	12	Total	
0	99.5	88.6	85.4	67.7	86.9	
01/02/13	0.5	7.4	9.4	10.2	6.5	
03/05/13	0.0	2.8	2.1	7.1	2.6	
06/09/13	0.0	0.6	1.0	6.3	1.6	
10/19/13	0.0	0.6	1.6	3.9	1.3	
20-39	0.0	0.0	0.5	1.6	0.4	
40	0.0	0.0	0.0	3.1	0.6	
N of Valid	194	176	192	127	689	
N of Miss	23	4	6	14	47	

Table 144: On how many occasions have you used marijuana (grass, pot) or hashish (hash, hash oil) in your lifetime?


Response	6	8	10	12	Total	
0	100.0	91.5	81.8	70.6	87.4	
01/02/13	0.0	5.1	5.2	4.8	3.6	
03/05/13	0.0	0.6	2.6	7.9	2.3	
06/09/13	0.0	1.7	0.5	4.0	1.3	
10/19/13	0.0	0.6	3.1	4.8	1.9	
20-39	0.0	0.0	0.0	1.6	0.3	
40	0.0	0.6	6.8	6.3	3.2	
N of Valid	195	176	192	126	689	
N of Miss	22	4	6	15	47	

Table 145: On how many occasions have you used marijuana (grass, pot) or hashish (hash, hash oil) during the past 30 days?


Response	6	8	10	12	Total	
0	100.0	97.7	94.8	87.3	95.7	
01/02/13	0.0	1.1	2.1	6.3	2.0	
03/05/13	0.0	1.1	0.5	1.6	0.7	
06/09/13	0.0	0.0	0.5	1.6	0.4	
10/19/13	0.0	0.0	0.5	0.0	0.1	
20-39	0.0	0.0	1.0	1.6	0.6	
40	0.0	0.0	0.5	1.6	0.4	
N of Valid	196	176	193	126	691	
N of Miss	21	4	5	15	45	

Table 146: On how many occasions have you used LSD or other psychedelics in your lifetime?


Response	6	8	10	12	Total	
0	100.0	100.0	99.5	97.6	99.4	
01/02/13	0.0	0.0	0.0	1.6	0.3	
03/05/13	0.0	0.0	0.0	0.8	0.1	
06/09/13	0.0	0.0	0.0	0.0	0.0	
10/19/13	0.0	0.0	0.5	0.0	0.1	
20-39	0.0	0.0	0.0	0.0	0.0	
40	0.0	0.0	0.0	0.0	0.0	
N of Valid	190	176	193	127	686	
N of Miss	27	4	5	14	50	

Table 147: On how many occasions have you used LSD or other psychedelics during the past 30 days?

Response	6	8	10	12	Total	
0	100.0	100.0	99.5	100.0	99.9	
01/02/13	0.0	0.0	0.0	0.0	0.0	
03/05/13	0.0	0.0	0.5	0.0	0.1	
06/09/13	0.0	0.0	0.0	0.0	0.0	
10/19/13	0.0	0.0	0.0	0.0	0.0	
20-39	0.0	0.0	0.0	0.0	0.0	
40	0.0	0.0	0.0	0.0	0.0	
N of Valid	190	176	192	127	685	
N of Miss	27	4	6	14	51	

Table 148: On how many occasions have you used cocaine or crack in your lifetime?

Response	6	8	10	12	Total	
0	100.0	99.4	99.0	96.9	99.0	
01/02/13	0.0	0.6	0.5	2.4	0.7	
03/05/13	0.0	0.0	0.0	0.0	0.0	
06/09/13	0.0	0.0	0.0	0.0	0.0	
10/19/13	0.0	0.0	0.0	0.0	0.0	
20-39	0.0	0.0	0.0	0.0	0.0	
40	0.0	0.0	0.5	0.8	0.3	
N of Valid	195	176	193	127	691	
N of Miss	22	4	5	14	45	

Table 149: On how many occasions have you used cocaine or crack during the past 30 days?

Response	6	8	10	12	Total	
0	100.0	100.0	100.0	100.0	100.0	
01/02/13	0.0	0.0	0.0	0.0	0.0	
03/05/13	0.0	0.0	0.0	0.0	0.0	
06/09/13	0.0	0.0	0.0	0.0	0.0	
10/19/13	0.0	0.0	0.0	0.0	0.0	
20-39	0.0	0.0	0.0	0.0	0.0	
40	0.0	0.0	0.0	0.0	0.0	
N of Valid	194	176	193	126	689	
N of Miss	23	4	5	15	47	

Table 150: On how many occasions have you sniffed glue, breathed the contents of an aerosol spray can, or inhaled other gases or sprays, in order to get high in your lifetime?


Response	6	8	10	12	Total	
0	99.5	90.3	87.0	96.8	93.2	
01/02/13	0.5	4.5	7.8	0.8	3.6	
03/05/13	0.0	2.3	2.6	0.8	1.5	
06/09/13	0.0	0.6	0.5	0.8	0.4	
10/19/13	0.0	0.6	2.1	0.0	0.7	
20-39	0.0	1.1	0.0	0.8	0.4	
40	0.0	0.6	0.0	0.0	0.1	
N of Valid	193	176	193	126	688	
N of Miss	24	4	5	15	48	

Table 151: On how many occasions have you sniffed glue, breathed the contents of an aerosol spray can, or inhaled other gases or sprays, in order to get high during the past 30 days?


Response	6	8	10	12	Total	
0	100.0	96.0	96.9	100.0	98.1	
01/02/13	0.0	2.3	3.1	0.0	1.5	
03/05/13	0.0	0.6	0.0	0.0	0.1	
06/09/13	0.0	0.0	0.0	0.0	0.0	
10/19/13	0.0	1.1	0.0	0.0	0.3	
20-39	0.0	0.0	0.0	0.0	0.0	
40	0.0	0.0	0.0	0.0	0.0	
N of Valid	193	176	193	125	687	
N of Miss	24	4	5	16	49	

Table 152: On how many occasions have you used Daztrex in your lifetime?


Response	6	8	10	12	Total	
0	100.0	100.0	100.0	100.0	100.0	
01/02/13	0.0	0.0	0.0	0.0	0.0	
03/05/13	0.0	0.0	0.0	0.0	0.0	
06/09/13	0.0	0.0	0.0	0.0	0.0	
10/19/13	0.0	0.0	0.0	0.0	0.0	
20-39	0.0	0.0	0.0	0.0	0.0	
40	0.0	0.0	0.0	0.0	0.0	
N of Valid	185	176	193	126	680	
N of Miss	32	4	5	15	56	

Table 153: On how many occasions have you used Daztrex during the past 30 days?


Response	6	8	10	12	Total	
0	100.0	100.0	100.0	100.0	100.0	
01/02/13	0.0	0.0	0.0	0.0	0.0	
03/05/13	0.0	0.0	0.0	0.0	0.0	
06/09/13	0.0	0.0	0.0	0.0	0.0	
10/19/13	0.0	0.0	0.0	0.0	0.0	
20-39	0.0	0.0	0.0	0.0	0.0	
40	0.0	0.0	0.0	0.0	0.0	
N of Valid	185	176	193	126	680	
N of Miss	32	4	5	15	56	

Table 154: On how many occasions have you used synthetic marijuana in your lifetime?








Response	6	8	10	12	Total	
0	100.0	98.9	93.3	94.4	96.8	
01/02/13	0.0	0.6	3.6	1.6	1.5	
03/05/13	0.0	0.6	1.6	1.6	0.9	
06/09/13	0.0	0.0	0.0	0.8	0.1	
10/19/13	0.0	0.0	0.5	0.8	0.3	
20-39	0.0	0.0	0.0	0.8	0.1	
40	0.0	0.0	1.0	0.0	0.3	
N of Valid	188	174	193	126	681	
N of Miss	29	6	5	15	55	

Table 155: On how many occasions have you used synthetic marijuana during the past 30 days?


Response	6	8	10	12	Total	
0	100.0	100.0	99.0	99.2	99.6	
01/02/13	0.0	0.0	0.5	0.8	0.3	
03/05/13	0.0	0.0	0.0	0.0	0.0	
06/09/13	0.0	0.0	0.0	0.0	0.0	
10/19/13	0.0	0.0	0.5	0.0	0.1	
20-39	0.0	0.0	0.0	0.0	0.0	
40	0.0	0.0	0.0	0.0	0.0	
N of Valid	188	175	193	126	682	
N of Miss	29	5	5	15	54	

Table 156: On how many occasions have you used methamphetamines (meth, speed, crank, crystal meth) in your lifetime?


Response	6	8	10	12	Total	
0	100.0	99.4	97.4	98.4	98.8	
01/02/13	0.0	0.6	1.0	0.8	0.6	
03/05/13	0.0	0.0	0.5	0.0	0.1	
06/09/13	0.0	0.0	0.5	0.0	0.1	
10/19/13	0.0	0.0	0.0	0.0	0.0	
20-39	0.0	0.0	0.5	0.8	0.3	
40	0.0	0.0	0.0	0.0	0.0	
N of Valid	189	175	192	126	682	
N of Miss	28	5	6	15	54	

Table 157: On how many occasions have you used methamphetamines (meth, speed, crank, crystal meth) in the past 30 days?


Response	6	8	10	12	Total	
0	100.0	100.0	100.0	99.2	99.9	
01/02/13	0.0	0.0	0.0	0.0	0.0	
03/05/13	0.0	0.0	0.0	0.8	0.1	
06/09/13	0.0	0.0	0.0	0.0	0.0	
10/19/13	0.0	0.0	0.0	0.0	0.0	
20-39	0.0	0.0	0.0	0.0	0.0	
40	0.0	0.0	0.0	0.0	0.0	
N of Valid	189	175	193	126	683	
N of Miss	28	5	5	15	53	

Table 158: On how many occasions have you used other chemical products (bath salts, plant food, etc.) in your lifetime?




Response	6	8	10	12	Total	
0	99.5	99.4	99.5	100.0	99.6	
01/02/13	0.5	0.6	0.0	0.0	0.3	
03/05/13	0.0	0.0	0.0	0.0	0.0	
06/09/13	0.0	0.0	0.0	0.0	0.0	
10/19/13	0.0	0.0	0.5	0.0	0.1	
20-39	0.0	0.0	0.0	0.0	0.0	
40	0.0	0.0	0.0	0.0	0.0	
N of Valid	185	175	193	126	679	
N of Miss	32	5	5	15	57	

Table 159: On how many occasions have you used other chemical products (bath salts, plant food, etc.) during the past 30 days?


Response	6	8	10	12	Total	
0	100.0	100.0	100.0	100.0	100.0	
01/02/13	0.0	0.0	0.0	0.0	0.0	
03/05/13	0.0	0.0	0.0	0.0	0.0	
06/09/13	0.0	0.0	0.0	0.0	0.0	
10/19/13	0.0	0.0	0.0	0.0	0.0	
20-39	0.0	0.0	0.0	0.0	0.0	
40	0.0	0.0	0.0	0.0	0.0	
N of Valid	185	174	193	126	678	
N of Miss	32	6	5	15	58	

Table 160: On how many occasions have you used heroin or other opiates in your lifetime?





Response	6	8	10	12	Total	
0	100.0	99.4	99.5	99.2	99.6	
01/02/13	0.0	0.6	0.0	0.0	0.1	
03/05/13	0.0	0.0	0.0	0.0	0.0	
06/09/13	0.0	0.0	0.0	0.8	0.1	
10/19/13	0.0	0.0	0.5	0.0	0.1	
20-39	0.0	0.0	0.0	0.0	0.0	
40	0.0	0.0	0.0	0.0	0.0	
N of Valid	186	175	193	126	680	
N of Miss	31	5	5	15	56	

Table 161: On how many occasions have you used heroin or other opiates during the past 30 days?


Response	6	8	10	12	Total	
0	100.0	100.0	100.0	100.0	100.0	
01/02/13	0.0	0.0	0.0	0.0	0.0	
03/05/13	0.0	0.0	0.0	0.0	0.0	
06/09/13	0.0	0.0	0.0	0.0	0.0	
10/19/13	0.0	0.0	0.0	0.0	0.0	
20-39	0.0	0.0	0.0	0.0	0.0	
40	0.0	0.0	0.0	0.0	0.0	
N of Valid	185	175	192	126	678	
N of Miss	32	5	6	15	58	

Table 162: On how many occasions have you used MDMA ('X', 'E', or ecstasy) in your lifetime?





Response	6	8	10	12	Total	
0	100.0	99.4	97.9	96.8	98.7	
01/02/13	0.0	0.6	1.6	1.6	0.9	
03/05/13	0.0	0.0	0.0	0.8	0.1	
06/09/13	0.0	0.0	0.0	0.0	0.0	
10/19/13	0.0	0.0	0.0	0.0	0.0	
20-39	0.0	0.0	0.0	0.0	0.0	
40	0.0	0.0	0.5	0.8	0.3	
N of Valid	181	175	192	126	674	
N of Miss	36	5	6	15	62	

Table 163: On how many occasions have you used MDMA ('X', 'E', or ecstasy) during the past 30 days?



Response	6	8	10	12	Total	
0	100.0	100.0	99.5	99.2	99.7	
01/02/13	0.0	0.0	0.0	0.0	0.0	
03/05/13	0.0	0.0	0.0	0.0	0.0	
06/09/13	0.0	0.0	0.0	0.0	0.0	
10/19/13	0.0	0.0	0.0	0.0	0.0	
20-39	0.0	0.0	0.0	0.0	0.0	
40	0.0	0.0	0.5	0.8	0.3	
N of Valid	180	175	192	126	673	
N of Miss	37	5	6	15	63	

Table 164: On how many occasions have you taken prescription drugs (such as Valium, Xanax, Ritalin, Adderall, OxyContin, Darvocet, or sleeping pills) not prescribed to you in your lifetime?








Response	6	8	10	12	Total	
0	100.0	98.9	90.1	94.4	95.9	
01/02/13	0.0	0.6	2.1	1.6	1.0	
03/05/13	0.0	0.0	3.1	2.4	1.3	
06/09/13	0.0	0.6	1.6	1.6	0.9	
10/19/13	0.0	0.0	1.0	0.0	0.3	
20-39	0.0	0.0	0.5	0.0	0.1	
40	0.0	0.0	1.6	0.0	0.4	
N of Valid	186	175	192	126	679	
N of Miss	31	5	6	15	57	

Table 165: On how many occasions have you taken prescription drugs (such as Valium, Xanax, Ritalin, Adderall, OxyContin, Darvocet, or sleeping pills) not prescribed to you during the past 30 days?







Response	6	8	10	12	Total	
0	100.0	99.4	96.4	96.8	98.2	
01/02/13	0.0	0.6	1.6	2.4	1.0	
03/05/13	0.0	0.0	0.5	0.0	0.1	
06/09/13	0.0	0.0	0.5	0.8	0.3	
10/19/13	0.0	0.0	0.5	0.0	0.1	
20-39	0.0	0.0	0.0	0.0	0.0	
40	0.0	0.0	0.5	0.0	0.1	
N of Valid	187	175	193	126	681	
N of Miss	30	5	5	15	55	

Table 166: On how many occasions have you taken non-prescription medicines such as diet pills (for example, Dietac, Dexatrim or Prolamine), stay-awake pills (for example No-Doz, Vivarin, or Wake), or cough or cold medicines (robos, DXM, etc.) to get high in your lifetime?








Response	6	8	10	12	Total	
0	100.0	98.3	95.8	96.1	97.7	
01/02/13	0.0	1.1	1.0	0.8	0.7	
03/05/13	0.0	0.6	0.5	2.4	0.7	
06/09/13	0.0	0.0	0.5	0.0	0.1	
10/19/13	0.0	0.0	1.0	0.0	0.3	
20-39	0.0	0.0	0.5	0.8	0.3	
40	0.0	0.0	0.5	0.0	0.1	
N of Valid	187	175	192	127	681	
N of Miss	30	5	6	14	55	

Table 167: On how many occasions have you taken non-prescription medicines such as diet pills (for example, Dietac, Dexatrim or Prolamine), stay-awake pills (for example No-Doz, Vivarin, or Wake), or cough or cold medicines (robos, DXM, etc.) to get high during the past 30 days?





Response	6	8	10	12	Total	
0	100.0	100.0	97.4	100.0	99.3	
01/02/13	0.0	0.0	1.6	0.0	0.4	
03/05/13	0.0	0.0	0.5	0.0	0.1	
06/09/13	0.0	0.0	0.0	0.0	0.0	
10/19/13	0.0	0.0	0.0	0.0	0.0	
20-39	0.0	0.0	0.0	0.0	0.0	
40	0.0	0.0	0.5	0.0	0.1	
N of Valid	188	175	192	125	680	
N of Miss	29	5	6	16	56	

Table 168: On how many occasions have you been drunk or very high from drinking alcoholic beverages during the past 30 days?








Response	6	8	10	12	Total	
0	100.0	94.3	92.2	79.0	92.5	
01/02/13	0.0	2.8	4.7	8.1	3.5	
03/05/13	0.0	2.3	1.0	5.6	1.9	
06/09/13	0.0	0.0	1.0	4.0	1.0	
10/19/13	0.0	0.6	0.0	1.6	0.4	
20-39	0.0	0.0	0.5	0.8	0.3	
40	0.0	0.0	0.5	0.8	0.3	
N of Valid	188	176	192	124	680	
N of Miss	29	4	6	17	56	

Table 169: On how many occasions have you drunk flavored alcoholic beverages, sometimes called 'alcopops' (like Mike's Hard Lemonade, Smirnoff Ice, Bacardi Breezers, etc.) in your lifetime?








Response	6	8	10	12	Total	
0	95.2	82.4	61.7	58.7	75.7	
01/02/13	4.3	9.7	13.5	10.3	9.4	
03/05/13	0.5	4.0	8.3	9.5	5.3	
06/09/13	0.0	1.7	6.2	5.6	3.2	
10/19/13	0.0	0.0	5.2	4.0	2.2	
20-39	0.0	0.6	1.6	3.2	1.2	
40	0.0	1.7	3.6	8.7	3.1	
N of Valid	188	176	193	126	683	
N of Miss	29	4	5	15	53	

Table 170: On how many occasions have you drunk flavored alcoholic beverages, sometimes called 'alcopops' (like Mike's Hard Lemonade, Smirnoff Ice, Bacardi Breezers, etc.) during the past 30 days?








Response	6	8	10	12	Total	
0	100.0	94.3	85.0	77.0	90.0	
01/02/13	0.0	3.4	10.4	14.3	6.4	
03/05/13	0.0	0.6	1.6	1.6	0.9	
06/09/13	0.0	1.7	1.0	3.2	1.3	
10/19/13	0.0	0.0	1.6	1.6	0.7	
20-39	0.0	0.0	0.0	1.6	0.3	
40	0.0	0.0	0.5	0.8	0.3	
N of Valid	188	176	193	126	683	
N of Miss	29	4	5	15	53	

Table 171: If you used prescription drugs or over the counter drugs without a doctor telling you to use it or for the purpose of getting high, where did you get these drugs?











Response	6	8	10	12	Total	
I did not use prescription drugs or over the counter drugs to get high.	100.0	97.1	93.2	94.2	96.2	
I bought it or took it from a store or shop.	0.0	0.0	1.1	0.8	0.5	
I got it from my parents with permission.	0.0	0.0	1.1	0.0	0.3	
I got it from home without permission.	0.0	0.0	1.6	1.7	0.8	
I got it from a relative with permission.	0.0	0.6	0.5	0.0	0.3	
I got it from a relative without permission.	0.0	0.6	0.5	0.0	0.3	
I got it from a friends home with permission.	0.0	1.2	0.0	0.8	0.5	
I got it from a friends home without permission.	0.0	0.6	0.0	0.0	0.2	
I got it from a friend while at school.	0.0	0.0	0.0	0.0	0.0	
I got it from a friend while at a party.	0.0	0.0	0.5	0.8	0.3	
I got it from a friend, elsewhere	0.0	0.0	1.6	1.7	0.8	
N of Valid	169	172	190	121	652	
N of Miss	48	8	8	20	84	

Table 172: During the last month, about how many marijuana cigarettes, or the equivalent, did you smoke a day, on the average?


Response	6	8	10	12	Total	
None	100.0	92.4	93.2	91.0	94.4	
Less than 1 a day	0.0	4.7	2.1	4.1	2.6	
1 a day	0.0	0.6	1.0	0.8	0.6	
2-3 a day	0.0	0.0	0.5	2.5	0.6	
4-6 a day	0.0	1.7	1.0	0.8	0.9	
7-10 a day	0.0	0.6	1.0	0.0	0.5	
11 or more a day	0.0	0.0	1.0	0.8	0.5	
N of Valid	173	172	192	122	659	
N of Miss	44	8	6	19	77	

Table 173: How wrong do your friends feel it would be for YOU to: drink alcohol?


Response	6	8	10	12	Total	
Very wrong	83.0	55.5	36.8	34.7	53.4	
Wrong	14.0	23.1	18.4	23.1	19.4	
A little bit wrong	2.9	12.1	23.7	21.5	14.8	
Not wrong at all	0.0	9.2	21.1	20.7	12.4	
N of Valid	171	173	190	121	655	
N of Miss	46	7	8	20	81	

Table 174: How wrong do your friends feel it would be for YOU to: smoke tobacco?


Response	6	8	10	12	Total	
Very wrong	93.6	58.1	44.7	39.7	60.1	
Wrong	4.7	18.6	23.7	24.0	17.4	
A little bit wrong	1.8	14.0	17.4	14.0	11.8	
Not wrong at all	0.0	9.3	14.2	22.3	10.7	
N of Valid	171	172	190	121	654	
N of Miss	46	8	8	20	82	

Table 175: How wrong do your friends feel it would be for YOU to: smoke marijuana?





Response	6	8	10	12	Total	
Very wrong	98.2	74.6	56.8	43.4	69.8	
Wrong	1.2	8.7	18.4	20.5	11.7	
A little bit wrong	0.6	10.4	10.0	13.9	8.4	
Not wrong at all	0.0	6.4	14.7	22.1	10.1	
N of Valid	171	173	190	122	656	
N of Miss	46	7	8	19	80	

Table 176: How wrong do your friends feel it would be for YOU to: use prescription drugs not prescribed to you





Response	6	8	10	12	Total	
Very wrong	94.7	78.6	69.5	71.1	78.8	
Wrong	3.5	12.7	20.0	23.1	14.4	
A little bit wrong	1.2	3.5	4.7	5.0	3.5	
Not wrong at all	0.6	5.2	5.8	0.8	3.4	
N of Valid	171	173	190	121	655	
N of Miss	46	7	8	20	81	

Table 177: How wrong would most adults (over 21) in your neighborhood think it is for kids your age: to use marijuana?





Response	6	8	10	12	Total	
Very wrong	92.8	83.9	67.0	58.2	76.5	
Wrong	5.4	7.5	19.7	23.0	13.4	
A little bit wrong	1.8	5.2	8.0	8.2	5.7	
Not wrong at all	0.0	3.4	5.3	10.7	4.5	
N of Valid	167	174	188	122	651	
N of Miss	50	6	10	19	85	

Table 178: How wrong would most adults (over 21) in your neighborhood think it is for kids your age: to drink alcohol?





Response	6	8	10	12	Total	
Very wrong	84.4	70.1	51.1	44.6	63.5	
Wrong	12.0	17.8	23.4	24.0	19.1	
A little bit wrong	3.6	8.0	17.6	19.8	11.8	
Not wrong at all	0.0	4.0	8.0	11.6	5.5	
N of Valid	167	174	188	121	650	
N of Miss	50	6	10	20	86	

Table 179: How wrong would most adults (over 21) in your neighborhood think it is for kids your age: to smoke cigarettes?





Response	6	8	10	12	Total	
Very wrong	86.7	72.8	57.2	47.9	67.2	
Wrong	8.4	15.6	23.5	24.0	17.6	
A little bit wrong	4.8	7.5	11.8	12.4	9.0	
Not wrong at all	0.0	4.0	7.5	15.7	6.2	
N of Valid	166	173	187	121	647	
N of Miss	51	7	11	20	89	

Table 180: How much do each of the following statements describe your neighborhood? crime and/or drug selling





Response	6	8	10	12	Total	
NO!	89.6	74.9	64.9	61.2	73.1	
no	5.5	15.8	22.3	29.8	17.7	
yes	3.7	7.0	10.6	7.4	7.3	
YES!	1.2	2.3	2.1	1.7	1.9	
N of Valid	163	171	188	121	643	
N of Miss	54	9	10	20	93	

Table 181: How much do each of the following statements describe your neighborhood? fights





Response	6	8	10	12	Total	
NO!	81.6	69.4	59.6	57.9	67.4	
no	8.6	19.4	28.2	29.8	21.2	
yes	7.4	7.6	10.6	9.9	8.9	
YES!	2.5	3.5	1.6	2.5	2.5	
N of Valid	163	170	188	121	642	
N of Miss	54	10	10	20	94	

Table 182: How much do each of the following statements describe your neighborhood? lots of empty or abandoned buildings





Response	6	8	10	12	Total	
NO!	75.2	65.9	60.4	60.0	65.5	
no	16.8	25.3	26.7	31.7	24.8	
yes	6.2	7.1	9.6	6.7	7.5	
YES!	1.9	1.8	3.2	1.7	2.2	
N of Valid	161	170	187	120	638	
N of Miss	56	10	11	21	98	

Table 183: How much do each of the following statements describe your neighborhood? lots of graffiti





Response	6	8	10	12	Total	
NO!	89.1	79.4	69.5	65.0	76.1	
no	7.7	17.1	25.1	30.0	19.6	
yes	3.2	2.4	5.3	1.7	3.3	
YES!	0.0	1.2	0.0	3.3	0.9	
N of Valid	156	170	187	120	633	
N of Miss	61	10	11	21	103	

Table 184: I feel safe in my neighborhood.

Response	6	8	10	12	Total
NO!	7.9	6.9	3.2	11.0	6.9
no	6.1	7.5	10.8	5.9	7.8
yes	26.8	24.9	35.5	32.2	29.8
YES!	59.1	60.7	50.5	50.8	55.5
N of Valid	164	173	186	118	641
N of Miss	53	7	12	23	95

Table 185: If a kid smoked marijuana in your neighborhood would he or she be caught by the police?

Response	6	8	10	12	Total
NO!	10.1	16.5	22.5	21.7	17.6
no	17.0	34.7	47.6	43.3	35.7
yes	27.0	22.9	19.8	28.3	24.1
YES!	45.9	25.9	10.2	6.7	22.6
N of Valid	159	170	187	120	636
N of Miss	58	10	11	21	100

Table 186: If a kid drank some beer, wine or hard liquor (for example, vodka, whiskey, or gin) in your neighborhood would he or she be caught by the police?

Response	6	8	10	12	Total
NO!	12.0	21.8	28.3	28.3	22.5
no	24.7	43.5	51.9	52.5	43.0
yes	29.1	17.6	14.4	17.5	19.5
YES!	34.2	17.1	5.3	1.7	15.0
N of Valid	158	170	187	120	635
N of Miss	59	10	11	21	101

Table 187: If a kid carried a handgun in your neighborhood would he or she be caught by the police?





Response	6	8	10	12	Total	
NO!	9.6	15.9	20.9	21.0	16.8	
no	14.1	30.0	38.0	35.3	29.4	
yes	28.8	31.2	25.7	33.6	29.4	
YES!	47.4	22.9	15.5	10.1	24.4	
N of Valid	156	170	187	119	632	
N of Miss	61	10	11	22	104	

Table 188: If you wanted to get some cigarettes, how easy would it be for you to get some?





Response	6	8	10	12	Total	
Very hard	75.2	50.6	28.6	16.7	43.5	
Sort of hard	7.4	14.5	15.7	9.2	12.1	
Sort of easy	12.1	20.9	28.1	19.2	20.6	
Very easy	5.4	14.0	27.6	55.0	23.8	
N of Valid	149	172	185	120	626	
N of Miss	68	8	13	21	110	

Table 189: If you wanted to get some beer, wine or hard liquor (for example, vodka, whiskey, or gin), how easy would it be for you to get some?





Response	6	8	10	12	Total	
Very hard	74.1	45.6	21.7	18.3	40.0	
Sort of hard	8.2	14.0	17.4	10.0	12.9	
Sort of easy	13.6	19.3	26.6	24.2	21.1	
Very easy	4.1	21.1	34.2	47.5	26.0	
N of Valid	147	171	184	120	622	
N of Miss	70	9	14	21	114	

Table 190: If you wanted to get a drug like cocaine, LSD, or amphetamines, how easy would it be for you to get some?





Response	6	8	10	12	Total	
Very hard	95.9	84.3	73.9	62.5	79.7	
Sort of hard	2.7	7.6	16.3	16.7	10.8	
Sort of easy	0.7	4.7	6.5	11.7	5.6	
Very easy	0.7	3.5	3.3	9.2	3.9	
N of Valid	146	172	184	120	622	
N of Miss	71	8	14	21	114	

Table 191: If you wanted to get a handgun, how easy would it be for you to get one?





Response	6	8	10	12	Total	
Very hard	72.1	50.0	45.1	40.0	51.8	
Sort of hard	13.6	18.6	18.5	20.0	17.7	
Sort of easy	6.8	15.1	12.5	15.8	12.5	
Very easy	7.5	16.3	23.9	24.2	18.0	
N of Valid	147	172	184	120	623	
N of Miss	70	8	14	21	113	

Table 192: If you wanted to get some marijuana, how easy would it be for you to get some?





Response	6	8	10	12	Total	
Very hard	95.2	70.0	49.7	34.2	63.2	
Sort of hard	0.7	8.8	13.7	11.1	8.8	
Sort of easy	2.7	12.4	13.7	19.7	11.8	
Very easy	1.4	8.8	23.0	35.0	16.2	
N of Valid	147	170	183	117	617	
N of Miss	70	10	15	24	119	

Table 193: If you wanted to get prescription drugs for the purpose of getting high, how easy would it be for you to get some?





Response	6	8	10	12	Total	
Very hard	86.5	65.7	54.1	46.2	63.5	
Sort of hard	6.8	12.2	18.0	17.6	13.7	
Sort of easy	3.4	11.0	12.6	16.8	10.8	
Very easy	3.4	11.0	15.3	19.3	12.1	
N of Valid	148	172	183	119	622	
N of Miss	69	8	15	22	114	

Table 194: If you wanted to get synthetic marijuana such as K2 or chemical products such as bath salts to get high, how easy would it be for you to get some?





Response	6	8	10	12	Total	
Very hard	95.2	83.7	71.7	52.9	76.9	
Sort of hard	2.1	7.0	13.6	21.0	10.5	
Sort of easy	0.7	5.2	8.2	10.1	6.0	
Very easy	2.1	4.1	6.5	16.0	6.6	
N of Valid	145	172	184	119	620	
N of Miss	72	8	14	22	116	

Table 195: If you wanted to get steroids to enhance athletic performance, how easy would it be for you to get some?





Response	6	8	10	12	Total	
Very hard	94.5	76.7	66.8	58.8	74.5	
Sort of hard	3.4	13.4	21.7	16.0	14.0	
Sort of easy	0.7	7.0	8.2	12.6	6.9	
Very easy	1.4	2.9	3.3	12.6	4.5	
N of Valid	145	172	184	119	620	
N of Miss	72	8	14	22	116	

Table 196: During the past 12 months, have you participated in any alcohol prevention programs or seen any alcohol prevention messages in your school or community? Yes, a school-based program focused on preventing underage drinking and/or drinking and driving.



Response	6	8	10	12	Total	
No	68.2	68.9	70.7	82.3	71.7	
Yes	31.8	31.1	29.3	17.7	28.3	
N of Valid	217	180	198	141	736	
N of Miss	0	0	0	0	0	

Table 197: During the past 12 months, have you participated in any alcohol prevention programs or seen any alcohol prevention messages in your school or community? Yes, a community-based program focused on preventing underage drinking and/or drinking and driving (for example, through your church or temple or through youth groups like Boys and Girls Club or 4-H).



Response	6	8	10	12	Total	
No	90.8	91.1	93.4	94.3	92.3	
Yes	9.2	8.9	6.6	5.7	7.7	
N of Valid	217	180	198	141	736	
N of Miss	0	0	0	0	0	

Table 198: During the past 12 months, have you participated in any alcohol prevention programs or seen any alcohol prevention messages in your school or community? Yes, a media campaign addressing underage drinking and/or drinking and driving (for example, newspaper ads, posters, pamphlets, radio, TV).



Response	6	8	10	12	Total	
No	89.4	90.6	89.9	90.8	90.1	
Yes	10.6	9.4	10.1	9.2	9.9	
N of Valid	217	180	198	141	736	
N of Miss	0	0	0	0	0	

Table 199: During the past 12 months, have you participated in any alcohol prevention programs or seen any alcohol prevention messages in your school or community? No



Response	6	8	10	12	Total	
No	75.6	46.1	42.4	45.4	53.7	
Yes	24.4	53.9	57.6	54.6	46.3	
N of Valid	217	180	198	141	736	
N of Miss	0	0	0	0	0	

Table 200: How wrong do your parents feel it would be for YOU to: drink beer, wine or hard liquor (for example, vodka, whiskey or gin) regularly?

Response	6	8	10	12	Total	
Very wrong	89.2	80.8	69.5	63.3	75.9	
Wrong	7.9	14.5	20.3	20.0	15.9	
A little bit wrong	2.2	3.5	7.0	10.0	5.5	
Not wrong at all	0.7	1.2	3.2	6.7	2.8	
N of Valid	139	172	187	120	618	
N of Miss	78	8	11	21	118	

Table 201: How wrong do your parents feel it would be for YOU to: smoke tobacco?

Response	6	8	10	12	Total	
Very wrong	94.2	84.3	76.5	66.7	80.7	
Wrong	2.9	10.5	15.5	18.3	11.8	
A little bit wrong	2.9	4.7	5.9	8.3	5.3	
Not wrong at all	0.0	0.6	2.1	6.7	2.1	
N of Valid	139	172	187	120	618	
N of Miss	78	8	11	21	118	

Table 202: How wrong do your parents feel it would be for YOU to: smoke marijuana?

Response	6	8	10	12	Total	
Very wrong	97.8	91.3	82.4	73.3	86.6	
Wrong	2.2	4.7	10.7	10.8	7.1	
A little bit wrong	0.0	3.5	3.7	6.7	3.4	
Not wrong at all	0.0	0.6	3.2	9.2	2.9	
N of Valid	139	172	187	120	618	
N of Miss	78	8	11	21	118	

Table 203: How wrong do your parents feel it would be for YOU to: use prescription drugs not prescribed to you?





Response	6	8	10	12	Total	
Very wrong	97.1	94.8	88.2	82.5	90.9	
Wrong	2.2	4.1	7.5	9.2	5.7	
A little bit wrong	0.7	1.2	3.2	5.0	2.4	
Not wrong at all	0.0	0.0	1.1	3.3	1.0	
N of Valid	138	172	187	120	617	
N of Miss	79	8	11	21	119	

Table 204: How wrong do your parents feel it would be for YOU to: steal something worth more than \$5?





Response	6	8	10	12	Total	
Very wrong	86.2	83.7	81.3	84.2	83.6	
Wrong	13.0	14.0	16.6	11.7	14.1	
A little bit wrong	0.7	2.3	2.1	1.7	1.8	
Not wrong at all	0.0	0.0	0.0	2.5	0.5	
N of Valid	138	172	187	120	617	
N of Miss	79	8	11	21	119	

Table 205: How wrong do your parents feel it would be for YOU to: draw graffiti, write things, or draw pictures on buildings or other property (without the owner's permission)?





Response	6	8	10	12	Total	
Very wrong	94.9	88.4	85.0	82.5	87.7	
Wrong	4.3	9.9	9.1	11.7	8.8	
A little bit wrong	0.7	1.7	5.3	4.2	3.1	
Not wrong at all	0.0	0.0	0.5	1.7	0.5	
N of Valid	138	172	187	120	617	
N of Miss	79	8	11	21	119	

Table 206: How wrong do your parents feel it would be for YOU to: pick a fight with someone?

Response	6	8	10	12	Total	
Very wrong	79.0	60.5	59.9	65.0	65.3	
Wrong	18.1	18.6	21.4	20.8	19.8	
A little bit wrong	2.2	16.9	11.8	10.8	10.9	
Not wrong at all	0.7	4.1	7.0	3.3	4.1	
N of Valid	138	172	187	120	617	
N of Miss	79	8	11	21	119	

Table 207: During the past 12 months, have you talked with at least one of your parents about the dangers of underage drinking and/or drinking and driving? By parents, we mean either your biological parents, adoptive parents, stepparents, or adult guardians - whether or not they live with you.

Response	6	8	10	12	Total	
No	51.6	55.1	56.8	55.8	55.0	
Yes	48.4	44.9	43.2	44.2	45.0	
N of Valid	122	167	185	113	587	
N of Miss	95	13	13	28	149	

Table 208: The rules in my family are clear.

Response	6	8	10	12	Total	
NO!	3.3	1.8	2.7	4.2	2.9	
no	4.1	7.6	7.6	6.7	6.7	
yes	21.1	36.5	41.8	40.3	35.7	
YES!	71.5	54.1	47.8	48.7	54.7	
N of Valid	123	170	184	119	596	
N of Miss	94	10	14	22	140	

Table 209: People in my family often insult or yell at each other.

Response	6	8	10	12	Total	
NO!	46.7	28.6	20.7	25.2	29.2	
no	30.3	37.5	41.8	50.4	40.0	
yes	16.4	26.8	30.4	16.0	23.6	
YES!	6.6	7.1	7.1	8.4	7.3	
N of Valid	122	168	184	119	593	
N of Miss	95	12	14	22	143	

Table 210: When I am not at home, one of my parents knows where I am and who I am with.

Response	6	8	10	12	Total	
NO!	5.0	2.4	1.6	5.1	3.2	
no	2.5	4.2	8.8	7.7	6.0	
yes	15.1	31.5	41.8	46.2	34.3	
YES!	77.3	61.9	47.8	41.0	56.5	
N of Valid	119	168	182	117	586	
N of Miss	98	12	16	24	150	

Table 211: We argue about the same things in my family over and over.

Response	6	8	10	12	Total	
NO!	39.8	22.5	15.4	21.4	23.5	
no	30.5	38.5	40.7	38.5	37.5	
yes	20.3	28.4	35.2	29.1	29.0	
YES!	9.3	10.7	8.8	11.1	9.9	
N of Valid	118	169	182	117	586	
N of Miss	99	11	16	24	150	

Table 212: If you drank some beer or wine or liquor (for example, vodka, whiskey, or gin) without your parents' permission, would you be caught by your parents?





Response	6	8	10	12	Total	
NO!	6.1	10.1	13.1	13.7	11.0	
no	7.8	18.9	33.9	39.3	25.5	
yes	11.3	19.5	25.7	28.2	21.6	
YES!	74.8	51.5	27.3	18.8	42.0	
N of Valid	115	169	183	117	584	
N of Miss	102	11	15	24	152	

Table 213: My family has clear rules about alcohol and drug use.





Response	6	8	10	12	Total	
NO!	1.8	1.2	3.8	6.8	3.3	
no	2.7	8.3	14.8	13.7	10.3	
yes	10.6	24.3	34.4	38.5	27.7	
YES!	85.0	66.3	47.0	41.0	58.8	
N of Valid	113	169	183	117	582	
N of Miss	104	11	15	24	154	

Table 214: If you carried a handgun without your parents' permission, would you be caught by your parents?





Response	6	8	10	12	Total	
NO!	4.4	5.4	6.0	11.1	6.6	
no	4.4	8.4	16.4	14.5	11.4	
yes	8.0	26.3	29.5	35.0	25.5	
YES!	83.2	59.9	48.1	39.3	56.6	
N of Valid	113	167	183	117	580	
N of Miss	104	13	15	24	156	

Table 215: If you skipped school would you be caught by your parents?

Response	6	8	10	12	Total
NO!	3.5	1.2	3.3	4.3	2.9
no	7.9	9.5	11.5	16.4	11.2
yes	14.0	22.6	31.9	33.6	26.0
YES!	74.6	66.7	53.3	45.7	59.8
N of Valid	114	168	182	116	580
N of Miss	103	12	16	25	156

Table 216: My parents ask if I've gotten my homework done.

Response	6	8	10	12	Total
NO!	3.6	3.6	8.8	12.0	6.9
no	6.2	10.8	13.7	22.2	13.1
yes	19.6	33.5	39.6	35.9	33.2
YES!	70.5	52.1	37.9	29.9	46.7
N of Valid	112	167	182	117	578
N of Miss	105	13	16	24	158

Table 217: People in my family have serious arguments.

Response	6	8	10	12	Total
NO!	53.6	28.9	23.3	27.4	31.7
no	25.0	44.6	48.3	43.6	41.7
yes	11.6	13.9	20.6	20.5	16.9
YES!	9.8	12.7	7.8	8.5	9.7
N of Valid	112	166	180	117	575
N of Miss	105	14	18	24	161

Table 218: Would your parents know if you did not come home on time?





Response	6	8	10	12	Total	
NO!	4.5	3.6	2.2	7.7	4.2	
no	6.2	6.0	9.3	16.2	9.2	
yes	17.0	36.5	42.9	35.0	34.4	
YES!	72.3	53.9	45.6	41.0	52.2	
N of Valid	112	167	182	117	578	
N of Miss	105	13	16	24	158	

Table 219: Have any of your brothers or sisters ever: drunk beer, wine or hard liquor (for example, vodka, whiskey or gin)?




Response	6	8	10	12	Total	
No	75.9	59.4	44.3	45.6	54.9	
Yes	21.3	37.0	49.7	50.0	40.7	
I don't have any brothers or sisters	2.8	3.6	6.0	4.4	4.4	
N of Valid	108	165	183	114	570	
N of Miss	109	15	15	27	166	

Table 220: Have any of your brothers or sisters ever: smoked marijuana?




Response	6	8	10	12	Total	
No	92.5	83.0	71.6	60.5	76.6	
Yes	4.7	13.3	22.4	35.1	19.0	
I don't have any brothers or sisters	2.8	3.6	6.0	4.4	4.4	
N of Valid	107	165	183	114	569	
N of Miss	110	15	15	27	167	

Table 221: Have any of your brothers or sisters ever: smoked cigarettes?




Response	6	8	10	12	Total	
No	81.5	69.7	60.7	55.8	66.3	
Yes	15.7	27.3	32.8	39.8	29.3	
I don't have any brothers or sisters	2.8	3.0	6.6	4.4	4.4	
N of Valid	108	165	183	113	569	
N of Miss	109	15	15	28	167	

Table 222: Have any of your brothers or sisters ever: taken a handgun to school?




Response	6	8	10	12	Total	
No	97.2	95.7	91.8	92.1	94.0	
Yes	0.0	0.6	1.6	3.5	1.4	
I don't have any brothers or sisters	2.8	3.7	6.5	4.4	4.6	
N of Valid	107	163	184	114	568	
N of Miss	110	17	14	27	168	

Table 223: Have any of your brothers or sisters ever: been suspended or expelled from school?




Response	6	8	10	12	Total	
No	78.3	72.1	72.8	74.6	74.0	
Yes	18.9	24.2	20.1	21.1	21.3	
I don't have any brothers or sisters	2.8	3.6	7.1	4.4	4.7	
N of Valid	106	165	184	114	569	
N of Miss	111	15	14	27	167	

Table 224: Have you changed homes in the past year (the last 12 months)?



Response	6	8	10	12	Total	
No	78.4	81.8	80.0	81.9	80.6	
Yes	21.6	18.2	20.0	18.1	19.4	
N of Valid	102	165	185	116	568	
N of Miss	115	15	13	25	168	

Table 225: How many times have you changed homes since kindergarten?






Response	6	8	10	12	Total	
Never	48.5	43.9	35.0	35.0	40.0	
1 or 2 times	27.7	24.4	30.6	24.8	27.1	
3 or 4 times	11.9	15.2	14.2	17.1	14.7	
5 or 6 times	8.9	6.7	8.7	11.1	8.7	
7 or more times	3.0	9.8	11.5	12.0	9.6	
N of Valid	101	164	183	117	565	
N of Miss	116	16	15	24	171	

Table 226: Have you changed schools (including changing from elementary to middle and middle to high school) in the past year?



Response	6	8	10	12	Total	
No	62.9	59.5	58.2	82.8	64.5	
Yes	37.1	40.5	41.8	17.2	35.5	
N of Valid	97	163	184	116	560	
N of Miss	120	17	14	25	176	

Table 227: How many times have you changed schools since kindergarten (including changing from elementary to middle and middle to high school)?






Response	6	8	10	12	Total	
Never	40.0	30.5	29.5	41.4	34.1	
1 or 2 times	34.7	28.0	21.3	17.2	24.7	
3 or 4 times	14.7	25.0	27.9	25.0	24.2	
5 or 6 times	6.3	10.4	10.4	6.9	9.0	
7 or more times	4.2	6.1	10.9	9.5	8.1	
N of Valid	95	164	183	116	558	
N of Miss	122	16	15	25	178	

Table 228: Has anyone in your family ever had severe alcohol or drug problems?



Response	6	8	10	12	Total	
No	75.0	71.4	61.7	57.4	65.9	
Yes	25.0	28.6	38.3	42.6	34.1	
N of Valid	92	161	183	115	551	
N of Miss	125	19	15	26	185	

Table 229: About how many adults (over 21) have you known personally who in the past year have: used marijuana, crack, cocaine, or other drugs?






Response	6	8	10	12	Total	
0	80.2	72.0	58.8	59.1	66.2	
1	10.5	15.2	15.4	11.3	13.7	
2	7.0	4.9	12.6	13.9	9.7	
03/04/13	1.2	4.3	4.4	5.2	4.0	
5	1.2	3.7	8.8	10.4	6.4	
N of Valid	86	164	182	115	547	
N of Miss	131	16	16	26	189	

Table 230: About how many adults (over 21) have you known personally who in the past year have: sold or dealt drugs?






Response	6	8	10	12	Total	
0	88.4	82.9	75.8	69.6	78.6	
1	7.0	7.9	12.1	12.2	10.1	
2	3.5	4.3	7.1	10.4	6.4	
03/04/13	0.0	1.8	2.2	3.5	2.0	
5	1.2	3.0	2.7	4.3	2.9	
N of Valid	86	164	182	115	547	
N of Miss	131	16	16	26	189	

Table 231: About how many adults (over 21) have you known personally who in the past year have: done other things that could get them in trouble with the police, like stealing, selling stolen goods, mugging or assaulting others, etc.?






Response	6	8	10	12	Total	
0	83.5	78.7	66.5	69.6	73.4	
1	9.4	8.5	15.4	13.0	11.9	
2	3.5	6.1	6.0	7.8	6.0	
03/04/13	1.2	1.8	4.9	5.2	3.5	
5	2.4	4.9	7.1	4.3	5.1	
N of Valid	85	164	182	115	546	
N of Miss	132	16	16	26	190	

Table 232: About how many adults (over 21) have you known personally who in the past year have: gotten drunk or high?






Response	6	8	10	12	Total	
0	60.0	47.6	31.9	31.3	40.8	
1	17.6	17.1	19.2	15.7	17.6	
2	8.2	6.7	13.7	13.0	10.6	
03/04/13	5.9	9.1	5.5	10.4	7.7	
5	8.2	19.5	29.7	29.6	23.3	
N of Valid	85	164	182	115	546	
N of Miss	132	16	16	26	190	

Table 233: Have you seen or heard information about underage drinking in the past 12 months from the following sources? Radio



Response	6	8	10	12	Total	
No	63.9	58.6	52.7	54.8	56.6	
Yes	36.1	41.4	47.3	45.2	43.4	
N of Valid	83	162	184	115	544	
N of Miss	134	18	14	26	192	

Table 234: Have you seen or heard information about underage drinking in the past 12 months from the following sources? TV.



Response	6	8	10	12	Total	
No	39.8	37.7	30.6	42.2	36.6	
Yes	60.2	62.3	69.4	57.8	63.4	
N of Valid	83	162	183	116	544	
N of Miss	134	18	15	25	192	

Table 235: Have you seen or heard information about underage drinking in the past 12 months from the following sources? Print. This includes information on underage drinking you may have seen in the newspaper, on a billboard, in pamphlets, on stickers, etc.



Response	6	8	10	12	Total	
No	49.4	46.9	41.0	46.6	45.2	
Yes	50.6	53.1	59.0	53.4	54.8	
N of Valid	83	162	183	116	544	
N of Miss	134	18	15	25	192	

Table 236: Have you seen or heard information about underage drinking in the past 12 months from the following sources? Website or social media? (Facebook, Myspace, website, etc.)



Response	6	8	10	12	Total	
No	55.4	49.1	45.7	47.4	48.5	
Yes	44.6	50.9	54.3	52.6	51.5	
N of Valid	83	161	184	116	544	
N of Miss	134	19	14	25	192	

Table 237: The next questions ask about your opinions of the information you saw or heard. If you have seen or heard more than one ad, please think about your favorite ad when answering these questions. The information about underage drinking that I saw or heard was convincing.






Response	6	8	10	12	Total	
NO!	28.9	17.1	15.4	15.7	17.9	
no	7.9	12.7	18.7	17.4	15.1	
yes	14.5	21.5	39.6	38.3	30.3	
YES!	32.9	23.4	13.2	14.8	19.4	
I have not seen or heard any ads about underage drinking in the past 12 months.	15.8	25.3	13.2	13.9	17.3	
N of Valid	76	158	182	115	531	
N of Miss	141	22	16	26	205	

Table 238: The next questions ask about your opinions of the information you saw or heard. If you have seen or heard more than one ad, please think about your favorite ad when answering these questions. The information about underage drinking that I saw or heard grabbed my attention.






Response	6	8	10	12	Total	
NO!	23.4	13.3	13.3	13.0	14.7	
no	10.4	15.8	27.1	20.0	19.8	
yes	23.4	21.5	34.8	39.1	30.1	
YES!	28.6	24.7	12.7	13.9	18.8	
I have not seen or heard any ads about underage drinking in the past 12 months.	14.3	24.7	12.2	13.9	16.6	
N of Valid	77	158	181	115	531	
N of Miss	140	22	17	26	205	

Table 239: The next questions ask about your opinions of the information you saw or heard. If you have seen or heard more than one ad, please think about your favorite ad when answering these questions. The information about underage drinking that I saw or heard said something important to me.

Response	6	8	10	12	Total	
NO!	18.2	15.3	14.9	13.9	15.3	
no	7.8	18.5	26.5	27.0	21.5	
yes	15.6	19.1	30.9	31.3	25.3	
YES!	36.4	22.3	14.4	13.0	19.6	
I have not seen or heard any ads about underage drinking in the past 12 months.	22.1	24.8	13.3	14.8	18.3	
N of Valid	77	157	181	115	530	
N of Miss	140	23	17	26	206	

Table 240: The next questions ask about your opinions of the information you saw or heard. If you have seen or heard more than one ad, please think about your favorite ad when answering these questions. Seeing or hearing this information about underage drinking made me want to stop or decrease my drinking.

Response	6	8	10	12	Total	
NO!	26.4	12.9	20.3	17.4	18.4	
no	4.2	12.9	23.7	28.7	19.0	
yes	8.3	10.9	24.9	23.5	18.2	
YES!	29.2	26.5	11.9	13.9	19.0	
I have not seen or heard any ads about underage drinking in the past 12 months.	31.9	36.7	19.2	16.5	25.4	
N of Valid	72	147	177	115	511	
N of Miss	145	33	21	26	225	

Table 241: How honest were you in filling out this survey?

Response	6	8	10	12	Total	
I was very honest	96.3	82.6	81.4	72.5	82.1	
I was honest pretty much of the time	3.7	14.3	16.9	16.7	14.1	
I was honest some of the time	0.0	1.2	0.5	8.3	2.4	
I was honest once in a while	0.0	1.9	1.1	2.5	1.5	
I was not honest at all	0.0	0.0	0.0	0.0	0.0	
N of Valid	82	161	183	120	546	
N of Miss	135	19	15	21	190	