

2010 APNA



Arkansas Prevention Needs Assessment Student Survey

Franklin County Tables

Arkansas Department of Human Services
Division of Behavioral Sciences
Office of Alcohol and Drug Abuse Prevention

Conducted by International Survey Associates dba Pride Surveys

Contents

1	INTRODUCTION	11
2	PERCENTAGE TABLES	16

List of Tables

1	Sex	17
2	Age	17
3	Are you Hispanic or Latino?	17
4	What is your race? Black or African American	18
5	What is your race? Asian	18
6	What is your race? American Indian	18
7	What is your race? Alaska Native	18
8	What is your race? White	19
9	What is your race? Native Hawaiian or Other Pacific Islander	19
10	What is your race? Other	19
11	What is the highest level of schooling completed by your mother or father?	20
12	Think of where you live most of the time. Which of the following people live there with you? Mother	20
13	Think of where you live most of the time. Which of the following people live there with you? Stepmother	20
14	Think of where you live most of the time. Which of the following people live there with you? Foster Mother	21
15	Think of where you live most of the time. Which of the following people live there with you? Grandmother	21
16	Think of where you live most of the time. Which of the following people live there with you? Aunt	21
17	Think of where you live most of the time. Which of the following people live there with you? Father	21
18	Think of where you live most of the time. Which of the following people live there with you? Stepfather	22
19	Think of where you live most of the time. Which of the following people live there with you? Foster Father	22
20	Think of where you live most of the time. Which of the following people live there with you? Grandfather	22
21	Think of where you live most of the time. Which of the following people live there with you? Uncle	22
22	Think of where you live most of the time. Which of the following people live there with you? Other Adults	23
23	Think of where you live most of the time. Which of the following people live there with you? Brother(s)	23
24	Think of where you live most of the time. Which of the following people live there with you? Stepbrother(s)	23
25	Think of where you live most of the time. Which of the following people live there with you? Sister(s)	23
26	Think of where you live most of the time. Which of the following people live there with you? Stepsister(s)	24

27	Think of where you live most of the time. Which of the following people live there with you? Other Children	24
28	In my school, students have lots of chances to help decide things like class activities and rules.	24
29	Teachers ask me to work on special classroom projects.	24
30	My teacher(s) notices when I am doing a good job and lets me know about it.	25
31	There are lots of chances for students in my school to get involved in sports, clubs, and other school activities outside of class.	25
32	There are lots of chances for students in my school to talk with a teacher one-on-one.	25
33	I feel safe at my school.	26
34	The school lets my parents know when I have done something well.	26
35	My teachers praise me when I work hard in school.	26
36	Are your school grades better than the grades of most students in your class?	27
37	I have lots of chances to be part of class discussions or activities.	27
38	Now thinking back over the past year in school, how often did you: enjoy being in school?	27
39	Now thinking back over the past year in school, how often did you: hate being in school?	28
40	Now thinking back over the past year in school, how often did you: try to do your best work in school?	28
41	How often do you feel that the school work you are assigned is meaningful and important?	28
42	Putting them all together, what were your grades like last year?	29
43	How important do you think the things you are learning in school are going to be for your later life?	29
44	How interesting are most of your courses to you?	29
45	During the LAST FOUR WEEKS how many whole days of school have you missed because you skipped or 'cut'?	30
46	What are the chances you would be seen as cool if you: smoked cigarettes?	30
47	What are the chances you would be seen as cool if you: worked hard at school?	30
48	What are the chances you would be seen as cool if you: began drinking alcoholic beverages regularly, that is, at least once or twice a month?	31
49	What are the chances you would be seen as cool if you: defended someone who was being verbally abused at school?	31
50	What are the chances you would be seen as cool if you: smoked marijuana?	31
51	What are the chances you would be seen as cool if you: carried a handgun?	32

52	What are the chances you would be seen as cool if you: regularly volunteered to do community service?	32
53	Think of your four best friends (the friends you feel closest to). In the past year (12 months), how many of your best friends have: participated in clubs, organizations or activities at school?	32
54	Think of your four best friends (the friends you feel closest to). In the past year (12 months), how many of your best friends have: smoked cigarettes?	33
55	Think of your four best friends (the friends you feel closest to). In the past year (12 months), how many of your best friends have: tried beer, wine or hard liquor (for example, vodka, whiskey, or gin) when their parents didn't know about it?	33
56	Think of your four best friends (the friends you feel closest to). In the past year (12 months), how many of your best friends have: made a commitment to stay drug-free?	33
57	Think of your four best friends (the friends you feel closest to). In the past year (12 months), how many of your best friends have: used marijuana?	34
58	Think of your four best friends (the friends you feel closest to). In the past year (12 months), how many of your best friends have: tried to do well in school?	34
59	Think of your four best friends (the friends you feel closest to). In the past year (12 months), how many of your best friends have: used LSD, cocaine, amphetamines, or other illegal drugs?	34
60	Think of your four best friends (the friends you feel closest to). In the past year (12 months), how many of your best friends have: been suspended from school?	35
61	Think of your four best friends (the friends you feel closest to). In the past year (12 months), how many of your best friends have: liked school?	35
62	Think of your four best friends (the friends you feel closest to). In the past year (12 months), how many of your best friends have: carried a handgun?	35
63	Think of your four best friends (the friends you feel closest to). In the past year (12 months), how many of your best friends have: sold illegal drugs?	36
64	Think of your four best friends (the friends you feel closest to). In the past year (12 months), how many of your best friends have: regularly attended religious services?	36
65	Think of your four best friends (the friends you feel closest to). In the past year (12 months), how many of your best friends have: stolen or tried to steal a motor vehicle such as a car or motorcycle?	36
66	Think of your four best friends (the friends you feel closest to). In the past year (12 months), how many of your best friends have: been arrested?	37

67	Think of your four best friends (the friends you feel closest to). In the past year (12 months), how many of your best friends have: dropped out of school?	37
68	Think of your four best friends (the friends you feel closest to). In the past year (12 months), how many of your best friends have: been members of a gang?	37
69	How old were you when you first: smoked marijuana?	38
70	How old were you when you first: smoked a cigarette, even just a puff?	38
71	How old were you when you first: had more than a sip or two of beer, wine or hard liquor (for example, vodka, whiskey, or gin)? . . .	39
72	How old were you when you first: began drinking alcoholic beverages regularly, that is, at least once or twice a month?	39
73	How old were you when you first: used phenoxydine (pox, px, breeze)?	40
74	How old were you when you first: got suspended from school? . . .	40
75	How old were you when you first: got arrested?	41
76	How old were you when you first: carried a handgun?	41
77	How old were you when you first: attacked someone with the idea of seriously hurting them?	42
78	How old were you when you first: belonged to a gang?	42
79	How wrong do you think it is for someone your age to: take a handgun to school?	43
80	How wrong do you think it is for someone your age to: steal anything worth more than \$5?	43
81	How wrong do you think it is for someone your age to: pick a fight with someone?	43
82	How wrong do you think it is for someone your age to: attack someone with the idea of seriously hurting them?	44
83	How wrong do you think it is for someone your age to: stay away from school all day when their parents think they are at school? . .	44
84	How wrong do you think it is for someone your age to: drink beer, wine or hard liquor (for example, vodka, whiskey, or gin) regularly? .	44
85	How wrong do you think it is for someone your age to: smoke cigarettes?	45
86	How wrong do you think it is for someone your age to: smoke marijuana?	45
87	How wrong do you think it is for someone your age to: use LSD, cocaine, amphetamines or another illegal drug?	45
88	At school during the past 12 months, did you receive help from the resource teacher, speech therapist or other special education teacher?	46
89	How many times in the past year (12 months) have you: been suspended from school?	46
90	How many times in the past year (12 months) have you: carried a handgun?	46

91	How many times in the past year (12 months) have you: sold illegal drugs?	47
92	How many times in the past year (12 months) have you: stolen or tried to steal a motor vehicle such as a car or motorcycle?	47
93	How many times in the past year (12 months) have you: participated in clubs, organizations or activities at school?	48
94	How many times in the past year (12 months) have you: been arrested?	48
95	How many times in the past year (12 months) have you: done extra work on your own for school?	49
96	How many times in the past year (12 months) have you: attacked someone with the idea of seriously hurting them?	49
97	How many times in the past year (12 months) have you: been drunk or high at school?	50
98	How many times in the past year (12 months) have you: volunteered to do community service?	50
99	How many times in the past year (12 months) have you: taken a handgun to school?	51
100	Are you currently on probation, or assigned a probation officer with Juvenile Court?	51
101	Have you ever belonged to a gang?	51
102	If you have ever belonged to a gang, did that gang have a name? . .	52
103	How many times have you done the following things? done what feels good no matter what.	52
104	How many times have you done the following things? done something dangerous because someone dared you to do it.	52
105	How many times have you done the following things? done crazy things even if they are a little dangerous.	53
106	You're looking at CD's in a music store with a friend. You look up and see her slip a CD under her coat. She smiles and says 'Which one do you want? Go ahead, take it while nobody's around.' There is nobody in sight, no employees and no other customers. What would you do now?	53
107	You are visiting another part of town, and you don't know any of the people your age there. You are walking down the street, and some teenager you don't know is walking toward you. He is about your size, and as he is about to pass you, he deliberately bumps into you and you almost lose your balance. What would you say or do? .	53
108	You are at a party at someone's house, and one of your friends offers you a drink containing alcohol. What would you say or do?	54
109	It's 8:00 on a weeknight and you are about to go over to a friend's home when your mother asks you where you are going. You say 'Oh, just going to go hang out with some friends.' She says, 'No, you'll just get into trouble if you go out. Stay home tonight.' What would you do now?	54
110	How often do you attend religious services or activities?	54

111	I do the opposite of what people tell me, just to get them mad. . .	55
112	I like to see how much I can get away with.	55
113	I ignore rules that get in my way.	55
114	I think sometimes it's okay to cheat at school.	56
115	It is important to think before you act.	56
116	Sometimes I think that life is not worth it.	56
117	At times I think I am no good at all.	57
118	All in all, I am inclined to think that I am a failure.	57
119	In the past year, have you felt depressed or sad MOST days, even if you felt okay sometimes?	57
120	It is all right to beat up people if they start the fight.	58
121	I think it is okay to take something without asking if you can get away with it.	58
122	Sometimes we don't know what we will do as adults, but we may have an idea. Please answer how true these statements may be for you. WHEN I AM AN ADULT I WILL: smoke cigarettes.	58
123	Sometimes we don't know what we will do as adults, but we may have an idea. Please answer how true these statements may be for you. WHEN I AM AN ADULT I WILL: drink beer, wine, or liquor.	59
124	Sometimes we don't know what we will do as adults, but we may have an idea. Please answer how true these statements may be for you. WHEN I AM AN ADULT I WILL: smoke marijuana.	59
125	Sometimes we don't know what we will do as adults, but we may have an idea. Please answer how true these statements may be for you. WHEN I AM AN ADULT I WILL: use LSD, cocaine, amphetamines or another illegal drug.	59
126	How much do you think people risk harming themselves (physically or in other ways) if they: smoked one or more packs of cigarettes per day?	60
127	How much do you think people risk harming themselves (physically or in other ways) if they: try marijuana once or twice?	60
128	How much do you think people risk harming themselves (physically or in other ways) if they: smoke marijuana regularly?	60
129	How much do you think people risk harming themselves (physically or in other ways) if they: take one or two drinks of an alcoholic beverage (beer, wine, liquor) nearly every day?	61
130	How much do you think people risk harming themselves (physically or in other ways) if they: have five or more drinks once or twice each weekend?	61
131	Have you ever used smokeless tobacco (chew, snuff, plug, dipping tobacco, or chewing tobacco)?	61
132	How often have you taken smokeless tobacco during the past 30 days?	62
133	Have you ever smoked cigarettes?	62
134	How frequently have you smoked cigarettes during the past 30 days?	62

135	Which statement best describes rules about smoking inside your home?	63
136	Which statement best describes rules about smoking in your family cars?	63
137	During this school year, were you taught in any of your classes about the dangers of tobacco use?	64
138	During the past 12 months, have you participated in any community activities to discourage people your age from using cigarettes, chewing tobacco, snuff, dip or cigars?	64
139	On how many occasions have you had alcoholic beverages (beer, wine or hard liquor) to drink in your lifetime - more than just a few sips?	64
140	On how many occasions have you had beer, wine or hard liquor to drink during the past 30 days?	65
141	On how many occasions have you used marijuana (grass, pot) or hashish (hash, hash oil) in your lifetime?	65
142	On how many occasions have you used marijuana (grass, pot) or hashish (hash, hash oil) during the past 30 days?	65
143	On how many occasions have you used LSD or other psychedelics in your lifetime?	66
144	On how many occasions have you used LSD or other psychedelics during the past 30 days?	66
145	On how many occasions have you used cocaine or crack in your lifetime?	66
146	On how many occasions have you used cocaine or crack during the past 30 days?	67
147	On how many occasions have you sniffed glue, breathed the contents of an aerosol spray can, or inhaled other gases or sprays, in order to get high in your lifetime?	67
148	On how many occasions have you sniffed glue, breathed the contents of an aerosol spray can, or inhaled other gases or sprays, in order to get high during the past 30 days?	68
149	On how many occasions have you used phenoxydine (pox, px, breeze) in your lifetime?	68
150	On how many occasions have you used phenoxydine (pox, px, breeze) during the past 30 days?	69
151	On how many occasions have you used sedatives (tranquilizers, such as Valium or Xanax, barbiturates, or sleeping pills) without a doctor telling you to take them, in your lifetime?	69
152	On how many occasions have you used sedatives (tranquilizers, such as Valium or Xanax, barbiturates, or sleeping pills) without a doctor telling you to take them, during the past 30 days?	70
153	On how many occasions have you used methamphetamines (meth, speed, crank, crystal meth) in your lifetime?	70

154	On how many occasions have you used methamphetamines (meth, speed, crank, crystal meth) in the past 30 days?	71
155	On how many occasions have you used stimulants, other than Methamphetamines (such as amphetamines, Ritalin or Dexedrine) without a doctor telling you to take them, in your lifetime?	71
156	On how many occasions have you used stimulants, other than Methamphetamines (such as amphetamines, Ritalin or Dexedrine) without a doctor telling you to take them, during the past 30 days?	72
157	On how many occasions have you used heroin or other opiates in your lifetime?	72
158	On how many occasions have you used heroin or other opiates during the past 30 days?	73
159	On how many occasions have you used MDMA ('X', 'E', or ecstasy) in your lifetime?	73
160	On how many occasions have you used MDMA ('X', 'E', or ecstasy) during the past 30 days?	73
161	On how many occasions have you taken prescription drugs (such as Valium, Xanax, Ritalin, Adderall, OxyContin, Darvocet, or sleeping pills) on your own-that is, without a doctor telling you to take them in your lifetime?	74
162	On how many occasions have you taken prescription drugs (such as Valium, Xanax, Ritalin, Adderall, OxyContin, Darvocet, or sleeping pills) on your own-that is, without a doctor telling you to take them during the past 30 days?	74
163	On how many occasions have you taken non-prescription medicines such as diet pills (for example, Dietac, Dexatrim or Prolamine), stay-awake pills (for example No-Doz, Vivarin, or Wake), or cough or cold medicines (robos, DXM, etc.) to get high in your lifetime?	75
164	On how many occasions have you taken non-prescription medicines such as diet pills (for example, Dietac, Dexatrim or Prolamine), stay-awake pills (for example No-Doz, Vivarin, or Wake), or cough or cold medicines (robos, DXM, etc.) to get high during the past 30 days?	75
165	On how many occasions have you been drunk or very high from drinking alcoholic beverages during the past 30 days?	76
166	On how many occasions have you drunk flavored alcoholic beverages, sometimes called 'alcopops' (like Mike's Hard Lemonade, Smirnoff Ice, Bacardi Breezers, etc.) in your lifetime?	76
167	On how many occasions have you drunk flavored alcoholic beverages, sometimes called 'alcopops' (like Mike's Hard Lemonade, Smirnoff Ice, Bacardi Breezers, etc.) during the past 30 days?	77
168	Think back over the last two weeks. How many times have you had five or more alcoholic drinks in a row?	77
169	During the past 30 days, how many times did you ride in a car or other vehicle driven by someone who had been drinking alcohol?	77

170	During the past 30 days, how many times did you drive a car or other vehicle when you had been drinking alcohol?	78
171	If you drank alcohol (not just a sip or taste) in the past year, how did you usually get it?	78
172	If you drank alcohol (not just a sip or taste) in the past year, where did you usually drink it?	79
173	During the last month, about how many marijuana cigarettes, or the equivalent, did you smoke a day, on the average?	79
174	How wrong would most adults (over 21) in your neighborhood think it is for kids your age: to use marijuana?	80
175	How wrong would most adults (over 21) in your neighborhood think it is for kids your age: to drink alcohol?	80
176	How wrong would most adults (over 21) in your neighborhood think it is for kids your age: to smoke cigarettes?	80
177	How much do each of the following statements describe your neighborhood? crime and/or drug selling	81
178	How much do each of the following statements describe your neighborhood? fights	81
179	How much do each of the following statements describe your neighborhood? lots of empty or abandoned buildings	81
180	How much do each of the following statements describe your neighborhood? lots of graffiti	82
181	If I had to move, I would miss the neighborhood I now live in.	82
182	My neighbors notice when I am doing a good job and let me know about it.	82
183	I like my neighborhood.	83
184	There are lots of adults in my neighborhood I could talk to about something important.	83
185	I'd like to get out of my neighborhood.	83
186	There are people in my neighborhood who are proud of me when I do something well.	84
187	There are people in my neighborhood who encourage me to do my best.	84
188	I feel safe in my neighborhood.	84
189	Which of the following activities for people your age are available in your community? sports teams?	85
190	Which of the following activities for people your age are available in your community? scouting?	85
191	Which of the following activities for people your age are available in your community? boys and girls clubs?	85
192	Which of the following activities for people your age are available in your community? 4-H clubs?	85
193	Which of the following activities for people your age are available in your community? service clubs?	86

194	If a kid smoked marijuana in your neighborhood would he or she be caught by the police?	86
195	If a kid drank some beer, wine or hard liquor (for example, vodka, whiskey, or gin) in your neighborhood would he or she be caught by the police?	86
196	If a kid carried a handgun in your neighborhood would he or she be caught by the police?	87
197	If you wanted to get some cigarettes, how easy would it be for you to get some?	87
198	If you wanted to get some beer, wine or hard liquor (for example, vodka, whiskey, or gin), how easy would it be for you to get some?	87
199	If you wanted to get a drug like cocaine, LSD, or amphetamines, how easy would it be for you to get some?	88
200	If you wanted to get a handgun, how easy would it be for you to get one?	88
201	If you wanted to get some marijuana, how easy would it be for you to get some?	88
202	During the past 12 months, have you participated in any alcohol prevention programs or seen any alcohol prevention messages in your school or community? Yes, a school-based program focused on preventing underage drinking and/or drinking and driving.	89
203	During the past 12 months, have you participated in any alcohol prevention programs or seen any alcohol prevention messages in your school or community? Yes, a community-based program focused on preventing underage drinking and/or drinking and driving (for example, through your church or temple or through youth groups like Boys and Girls Club or 4-H).	89
204	During the past 12 months, have you participated in any alcohol prevention programs or seen any alcohol prevention messages in your school or community? Yes, a media campaign addressing underage drinking and/or drinking and driving (for example, newspaper ads, posters, pamphlets, radio, TV).	89
205	During the past 12 months, have you participated in any alcohol prevention programs or seen any alcohol prevention messages in your school or community? No	89
206	How wrong do your parents feel it would be for YOU to: drink beer, wine or hard liquor (for example, vodka, whiskey or gin) regularly?	90
207	How wrong do your parents feel it would be for YOU to: smoke cigarettes?	90
208	How wrong do your parents feel it would be for YOU to: smoke marijuana?	90
209	How wrong do your parents feel it would be for YOU to: steal something worth more than \$5?	91

210	How wrong do your parents feel it would be for YOU to: draw graffiti, write things, or draw pictures on buildings or other property (without the owner's permission)?	91
211	How wrong do your parents feel it would be for YOU to: pick a fight with someone?	91
212	During the past 12 months, have you talked with at least one of your parents about the dangers of underage drinking and/or drinking and driving? By parents, we mean either your biological parents, adoptive parents, stepparents, or adult guardians - whether or not they live with you.	92
213	Have any of your brothers or sisters ever: drunk beer, wine or hard liquor (for example, vodka, whiskey or gin)?	92
214	Have any of your brothers or sisters ever: smoked marijuana?	92
215	Have any of your brothers or sisters ever: smoked cigarettes?	92
216	Have any of your brothers or sisters ever: taken a handgun to school?	93
217	Have any of your brothers or sisters ever: been suspended or expelled from school?	93
218	The rules in my family are clear.	93
219	People in my family often insult or yell at each other.	94
220	When I am not at home, one of my parents knows where I am and who I am with.	94
221	We argue about the same things in my family over and over.	94
222	If you drank some beer or wine or liquor (for example, vodka, whiskey, or gin) without your parents' permission, would you be caught by your parents?	95
223	My family has clear rules about alcohol and drug use.	95
224	If you carried a handgun without your parents' permission, would you be caught by your parents?	95
225	If you skipped school would you be caught by your parents?	96
226	Do you feel very close to your mother?	96
227	Do you share your thoughts and feelings with your mother?	96
228	My parents ask me what I think before most family decisions affecting me are made.	97
229	Do you share your thoughts and feelings with your father?	97
230	Do you enjoy spending time with your mother?	97
231	Do you enjoy spending time with your father?	98
232	If I had a personal problem, I could ask my mom or dad for help.	98
233	Do you feel very close to your father?	98
234	My parents give me lots of chances to do fun things with them.	99
235	My parents ask if I've gotten my homework done.	99
236	People in my family have serious arguments.	99
237	Would your parents know if you did not come home on time?	100
238	It is important to be honest with your parents, even if they become upset or you get punished.	100

239	My parents notice when I am doing a good job and let me know about it.	100
240	How often do your parents tell you they're proud of you for something you've done?	101
241	How many brothers and sisters, including stepbrothers and sisters, do you have that are younger than you?	101
242	How many brothers and sisters, including stepbrothers and sisters, do you have that are older than you?	101
243	Have you changed homes in the past year (the last 12 months)?	102
244	How many times have you changed homes since kindergarten?	102
245	Have you changed schools (including changing from elementary to middle and middle to high school) in the past year?	102
246	How many times have you changed schools since kindergarten (including changing from elementary to middle and middle to high school)?	103
247	Has anyone in your family ever had severe alcohol or drug problems?	103
248	About how many adults (over 21) have you known personally who in the past year have: used marijuana, crack, cocaine, or other drugs?	103
249	About how many adults (over 21) have you known personally who in the past year have: sold or dealt drugs?	104
250	About how many adults (over 21) have you known personally who in the past year have: done other things that could get them in trouble with the police, like stealing, selling stolen goods, mugging or assaulting others, etc.?	104
251	About how many adults (over 21) have you known personally who in the past year have: gotten drunk or high?	104
252	Have you seen or heard information about underage drinking in the past 12 months from the following sources? Radio	105
253	Have you seen or heard information about underage drinking in the past 12 months from the following sources? TV.	105
254	Have you seen or heard information about underage drinking in the past 12 months from the following sources? Print. This includes information on underage drinking you may have seen in the newspaper, on a billboard, in pamphlets, on stickers, etc.	105
255	Have you seen or heard information about underage drinking in the past 12 months from the following sources? Website or social media? (Facebook, Myspace, website, etc.)	105
256	The next questions ask about your opinions of the information you saw or heard. If you have seen or heard more than one ad, please think about your favorite ad when answering these questions. The information about underage drinking that I saw or heard was convincing.	106

257	The next questions ask about your opinions of the information you saw or heard. If you have seen or heard more than one ad, please think about your favorite ad when answering these questions. The information about underage drinking that I saw or heard grabbed my attention.	106
258	The next questions ask about your opinions of the information you saw or heard. If you have seen or heard more than one ad, please think about your favorite ad when answering these questions. The information about underage drinking that I saw or heard said something important to me.	106
259	The next questions ask about your opinions of the information you saw or heard. If you have seen or heard more than one ad, please think about your favorite ad when answering these questions. Seeing or hearing this information about underage drinking made me want to stop or decrease my drinking.	107
260	How honest were you in filling out this survey?	107

List of Figures

1	Grade Chart	12
2	Gender Chart	13
3	Age Chart	14
4	Ethnic Origin Chart	15

1 INTRODUCTION

This report was generated from data collected on the *2010 Arkansas Prevention Needs Assessment Student Survey*. This report contains basic frequency tables of all data collected and graphs on the selected demographic variables of grade, gender, age and ethnic origin. The graph on ethnic origin is represented as a bar chart rather than as a pie chart. This is because students were allowed to mark more than one response for ethnic origin as opposed to being allowed to mark only one response. The bars represent the percent of students who marked each of the ethnic categories.

Questions regarding the information found in this report can be directed to:

Pride Surveys

160 Vanderbilt Court
Bowling Green, KY 42103
1-800-279-6361
www.pridesurveys.com

Grade Chart

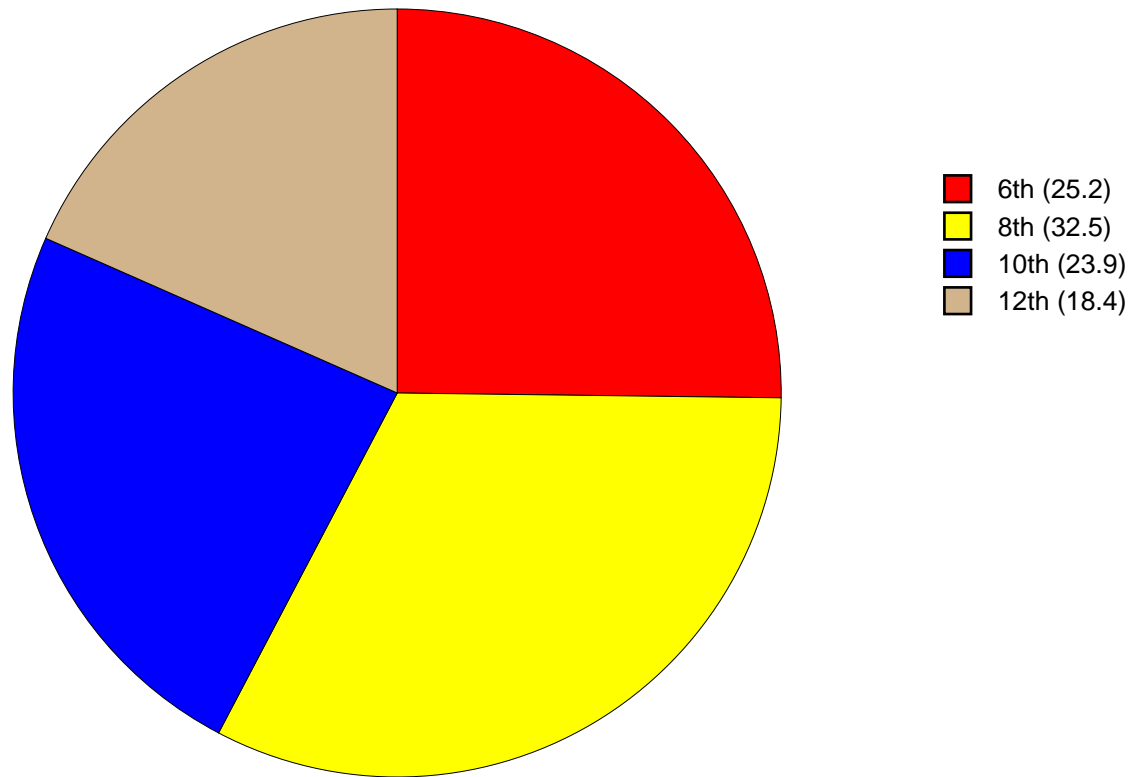


Figure 1: Grade Chart

Gender Chart

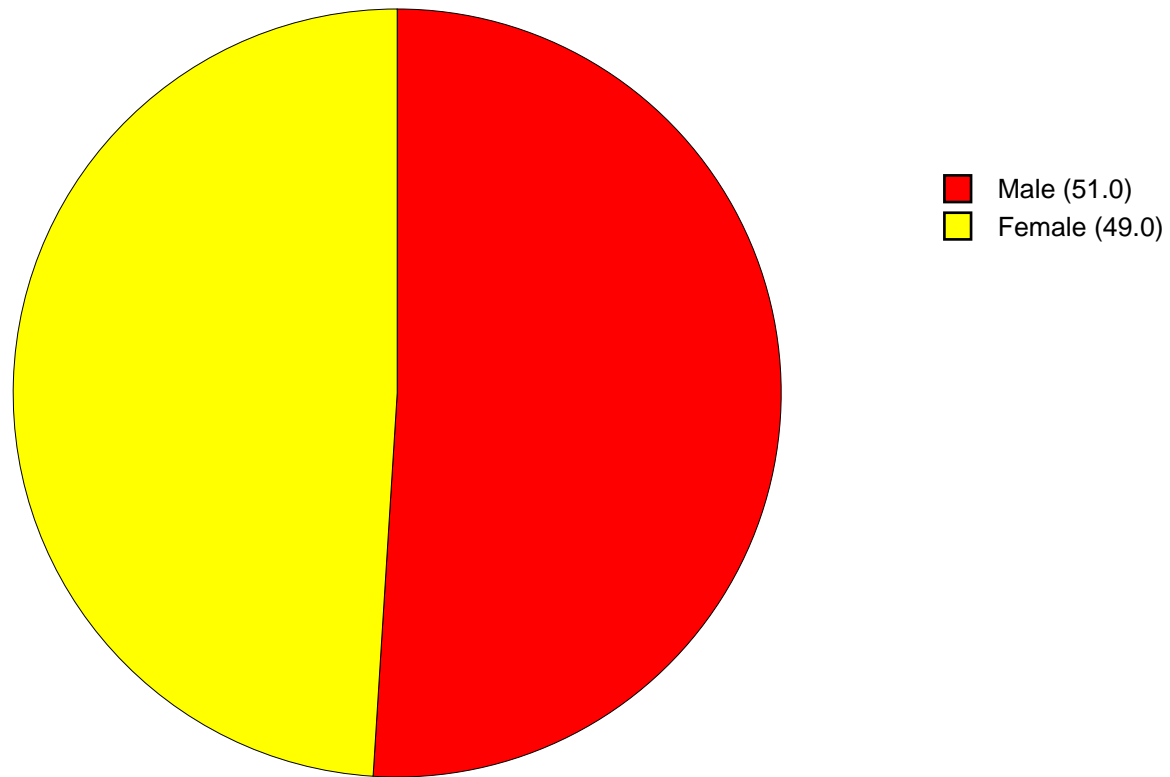


Figure 2: Gender Chart

Age Chart

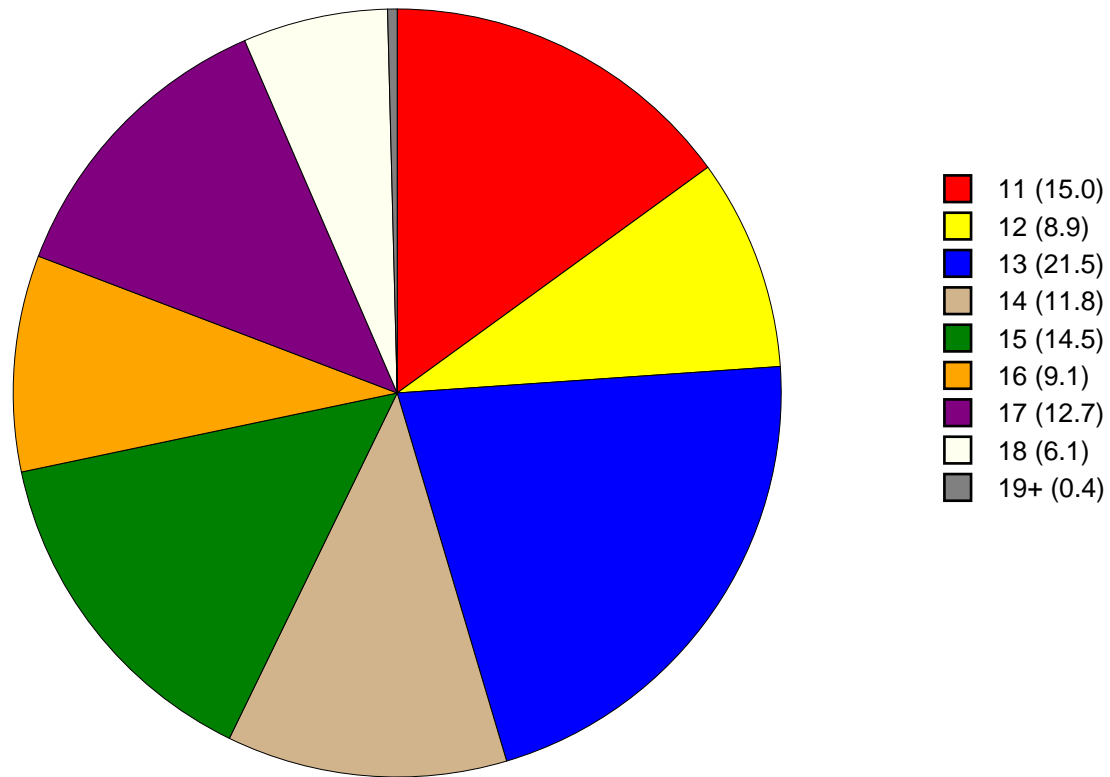


Figure 3: Age Chart

Ethnic Origin Chart

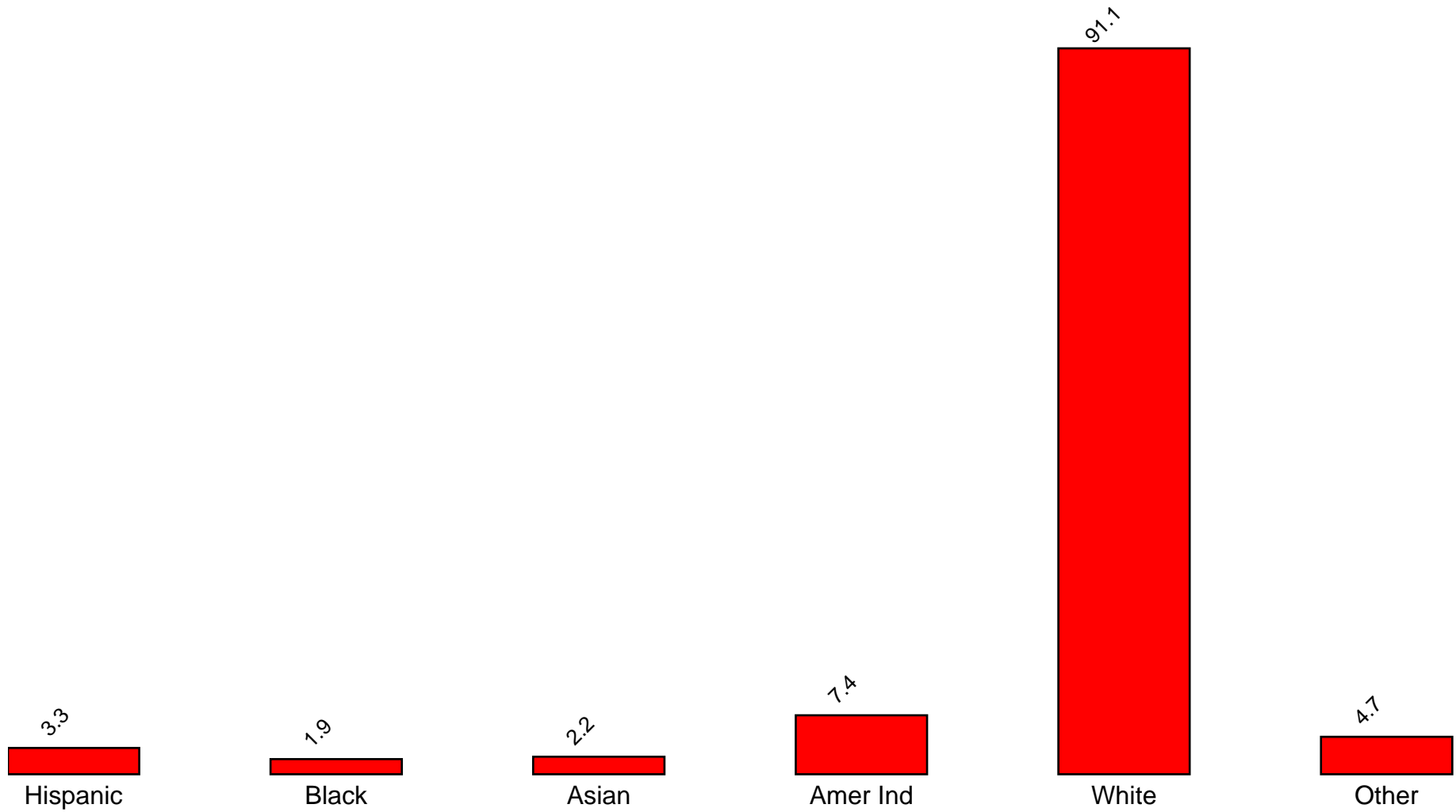


Figure 4: Ethnic Origin Chart

2 PERCENTAGE TABLES

The following tables contain frequency distribution detailing how your students responded to each question on the survey. The tables appear in the same order as the questions on the survey. The tables include breakdowns by grade level as well as overall percentages. The *N of Valid* row is a frequency count of the number of valid responses to each question for each grade and overall. The *N of Miss* row is a frequency count of the number of invalid (marked more than one response) or missing (i.e. did not respond) responses to each question for each grade and overall.

For the questions that allowed more than one response (i.e. race, live with, etc.) each response becomes a separate table. If a student did not mark the response, that was counted as a NO response, and if they did mark the response, that was counted as a YES response. Since a non response is a valid response for these questions, the *N of Miss* will always be zero for these questions.

Table 1: Sex



Response	6	8	10	12	Total	
Male	54.1	47.7	56.4	45.2	51.0	
Female	45.9	52.3	43.6	54.8	49.0	
N of Valid	172	220	163	126	681	
N of Miss	1	3	1	0	5	

Table 2: Age










Response	6	8	10	12	Total	
10 or younger	0.0	0.0	0.0	0.0	0.0	
11	59.9	0.0	0.0	0.0	15.0	
12	35.5	0.0	0.0	0.0	8.9	
13	4.7	62.3	0.0	0.0	21.5	
14	0.0	35.9	0.6	0.0	11.8	
15	0.0	1.8	57.9	0.0	14.5	
16	0.0	0.0	37.2	0.8	9.1	
17	0.0	0.0	4.3	63.5	12.7	
18	0.0	0.0	0.0	33.3	6.1	
19 or older	0.0	0.0	0.0	2.4	0.4	
N of Valid	172	223	164	126	685	
N of Miss	1	0	0	0	1	

Table 3: Are you Hispanic or Latino?



Response	6	8	10	12	Total	
No	95.2	97.3	96.9	97.5	96.7	
Yes	4.8	2.7	3.1	2.5	3.3	
N of Valid	167	219	161	122	669	
N of Miss	6	4	3	3	16	

Table 4: What is your race? Black or African American



Response	6	8	10	12	Total	
No	98.3	100.0	97.0	96.0	98.1	
Yes	1.7	0.0	3.0	4.0	1.9	
N of Valid	173	223	164	126	686	
N of Miss	0	0	0	0	0	

Table 5: What is your race? Asian



Response	6	8	10	12	Total	
No	97.1	98.7	97.6	97.6	97.8	
Yes	2.9	1.3	2.4	2.4	2.2	
N of Valid	173	223	164	126	686	
N of Miss	0	0	0	0	0	

Table 6: What is your race? American Indian



Response	6	8	10	12	Total	
No	85.5	92.8	97.6	95.2	92.6	
Yes	14.5	7.2	2.4	4.8	7.4	
N of Valid	173	223	164	126	686	
N of Miss	0	0	0	0	0	

Table 7: What is your race? Alaska Native


Response	6	8	10	12	Total	
No	100.0	100.0	100.0	100.0	100.0	
Yes	0.0	0.0	0.0	0.0	0.0	
N of Valid	173	223	164	126	686	
N of Miss	0	0	0	0	0	

Table 8: What is your race? White



Response	6	8	10	12	Total	
No	12.1	7.6	7.3	8.7	8.9	
Yes	87.9	92.4	92.7	91.3	91.1	
N of Valid	173	223	164	126	686	
N of Miss	0	0	0	0	0	

Table 9: What is your race? Native Hawaiian or Other Pacific Islander


Response	6	8	10	12	Total	
No	100.0	100.0	100.0	100.0	100.0	
Yes	0.0	0.0	0.0	0.0	0.0	
N of Valid	173	223	164	126	686	
N of Miss	0	0	0	0	0	

Table 10: What is your race? Other



Response	6	8	10	12	Total	
No	93.1	93.7	97.0	99.2	95.3	
Yes	6.9	6.3	3.0	0.8	4.7	
N of Valid	173	223	164	126	686	
N of Miss	0	0	0	0	0	

Table 11: What is the highest level of schooling completed by your mother or father?









Response	6	8	10	12	Total	
Completed grade school or less	1.2	1.4	0.6	0.8	1.0	
Some high school	5.3	5.0	9.8	13.7	7.8	
Completed high school	14.6	20.4	23.8	17.7	19.3	
Some college	9.4	19.0	21.3	25.0	18.2	
Completed college	22.2	27.6	29.9	25.0	26.3	
Graduate or professional school after college	4.7	7.2	7.9	7.3	6.8	
Don't know	41.5	18.6	5.5	8.1	19.3	
Does not apply	1.2	0.9	1.2	2.4	1.3	
N of Valid	171	221	164	124	680	
N of Miss	2	1	0	2	1	

Table 12: Think of where you live most of the time. Which of the following people live there with you? Mother



Response	6	8	10	12	Total	
No	9.2	16.1	14.6	19.0	14.6	
Yes	90.8	83.9	85.4	81.0	85.4	
N of Valid	173	223	164	126	686	
N of Miss	0	0	0	0	0	

Table 13: Think of where you live most of the time. Which of the following people live there with you? Stepmother



Response	6	8	10	12	Total	
No	97.7	93.7	92.1	96.0	94.8	
Yes	2.3	6.3	7.9	4.0	5.2	
N of Valid	173	223	164	126	686	
N of Miss	0	0	0	0	0	

Table 14: Think of where you live most of the time. Which of the following people live there with you? Foster Mother



Response	6	8	10	12	Total	
No	100.0	100.0	100.0	97.6	99.6	
Yes	0.0	0.0	0.0	2.4	0.4	
N of Valid	173	223	164	126	686	
N of Miss	0	0	0	0	0	

Table 15: Think of where you live most of the time. Which of the following people live there with you? Grandmother



Response	6	8	10	12	Total	
No	91.9	89.2	90.9	92.9	91.0	
Yes	8.1	10.8	9.1	7.1	9.0	
N of Valid	173	223	164	126	686	
N of Miss	0	0	0	0	0	

Table 16: Think of where you live most of the time. Which of the following people live there with you? Aunt



Response	6	8	10	12	Total	
No	96.5	98.7	98.2	98.4	98.0	
Yes	3.5	1.3	1.8	1.6	2.0	
N of Valid	173	223	164	126	686	
N of Miss	0	0	0	0	0	

Table 17: Think of where you live most of the time. Which of the following people live there with you? Father



Response	6	8	10	12	Total	
No	39.3	34.5	40.9	47.6	39.7	
Yes	60.7	65.5	59.1	52.4	60.3	
N of Valid	173	223	164	126	686	
N of Miss	0	0	0	0	0	

Table 18: Think of where you live most of the time. Which of the following people live there with you? Stepfather



Response	6	8	10	12	Total	
No	78.0	83.0	82.3	86.5	82.2	
Yes	22.0	17.0	17.7	13.5	17.8	
N of Valid	173	223	164	126	686	
N of Miss	0	0	0	0	0	

Table 19: Think of where you live most of the time. Which of the following people live there with you? Foster Father



Response	6	8	10	12	Total	
No	100.0	100.0	100.0	97.6	99.6	
Yes	0.0	0.0	0.0	2.4	0.4	
N of Valid	173	223	164	126	686	
N of Miss	0	0	0	0	0	

Table 20: Think of where you live most of the time. Which of the following people live there with you? Grandfather



Response	6	8	10	12	Total	
No	91.9	92.4	95.7	94.4	93.4	
Yes	8.1	7.6	4.3	5.6	6.6	
N of Valid	173	223	164	126	686	
N of Miss	0	0	0	0	0	

Table 21: Think of where you live most of the time. Which of the following people live there with you? Uncle



Response	6	8	10	12	Total	
No	94.8	98.7	98.8	97.6	97.5	
Yes	5.2	1.3	1.2	2.4	2.5	
N of Valid	173	223	164	126	686	
N of Miss	0	0	0	0	0	

Table 22: Think of where you live most of the time. Which of the following people live there with you? Other Adults



Response	6	8	10	12	Total	
No	97.7	99.1	97.6	97.6	98.1	
Yes	2.3	0.9	2.4	2.4	1.9	
N of Valid	173	223	164	126	686	
N of Miss	0	0	0	0	0	

Table 23: Think of where you live most of the time. Which of the following people live there with you? Brother(s)



Response	6	8	10	12	Total	
No	53.2	52.9	50.0	62.7	54.1	
Yes	46.8	47.1	50.0	37.3	45.9	
N of Valid	173	223	164	126	686	
N of Miss	0	0	0	0	0	

Table 24: Think of where you live most of the time. Which of the following people live there with you? Stepbrother(s)



Response	6	8	10	12	Total	
No	96.0	97.8	97.0	95.2	96.6	
Yes	4.0	2.2	3.0	4.8	3.4	
N of Valid	173	223	164	126	686	
N of Miss	0	0	0	0	0	

Table 25: Think of where you live most of the time. Which of the following people live there with you? Sister(s)



Response	6	8	10	12	Total	
No	54.3	56.1	56.7	69.8	58.3	
Yes	45.7	43.9	43.3	30.2	41.7	
N of Valid	173	223	164	126	686	
N of Miss	0	0	0	0	0	

Table 26: Think of where you live most of the time. Which of the following people live there with you? Stepsister(s)

Response	6	8	10	12	Total	
No	96.0	97.8	93.3	97.6	96.2	
Yes	4.0	2.2	6.7	2.4	3.8	
N of Valid	173	223	164	126	686	
N of Miss	0	0	0	0	0	

Table 27: Think of where you live most of the time. Which of the following people live there with you? Other Children

Response	6	8	10	12	Total	
No	96.0	97.3	96.3	93.7	96.1	
Yes	4.0	2.7	3.7	6.3	3.9	
N of Valid	173	223	164	126	686	
N of Miss	0	0	0	0	0	

Table 28: In my school, students have lots of chances to help decide things like class activities and rules.

Response	6	8	10	12	Total	
NO!	17.3	9.9	13.0	14.3	13.3	
no	44.0	41.3	32.1	32.5	38.1	
yes	33.9	43.0	43.8	42.1	40.8	
YES!	4.8	5.8	11.1	11.1	7.8	
N of Valid	168	223	162	126	679	
N of Miss	5	0	2	0	7	

Table 29: Teachers ask me to work on special classroom projects.

Response	6	8	10	12	Total	
NO!	22.7	10.4	16.6	11.9	15.2	
no	43.6	55.9	39.9	31.0	44.4	
yes	26.2	29.3	38.0	45.2	33.5	
YES!	7.6	4.5	5.5	11.9	6.9	
N of Valid	172	222	163	126	683	
N of Miss	1	1	1	0	3	

Table 30: My teacher(s) notices when I am doing a good job and lets me know about it.

Response	6	8	10	12	Total
NO!	2.3	3.6	7.4	5.6	4.5
no	12.8	20.3	16.0	24.0	18.0
yes	57.0	55.4	59.5	52.0	56.2
YES!	27.9	20.7	17.2	18.4	21.3
N of Valid	172	222	163	125	682
N of Miss	1	1	1	1	3

Table 31: There are lots of chances for students in my school to get involved in sports, clubs, and other school activities outside of class.

Response	6	8	10	12	Total
NO!	3.5	1.3	1.2	4.8	2.5
no	12.8	7.2	6.7	6.3	8.3
yes	38.4	29.6	34.1	38.1	34.5
YES!	45.3	61.9	57.9	50.8	54.7
N of Valid	172	223	164	126	685
N of Miss	1	0	0	0	1

Table 32: There are lots of chances for students in my school to talk with a teacher one-on-one.

Response	6	8	10	12	Total
NO!	1.8	3.2	4.9	4.0	3.4
no	15.4	24.8	20.7	8.7	18.5
yes	43.8	50.5	51.2	57.1	50.2
YES!	39.1	21.6	23.2	30.2	27.9
N of Valid	169	222	164	126	681
N of Miss	4	1	0	0	5

Table 33: I feel safe at my school.

Response	6	8	10	12	Total
NO!	2.3	3.6	4.9	3.2	3.5
no	7.6	11.3	7.9	6.3	8.6
yes	29.1	45.9	51.2	46.0	43.0
YES!	61.0	39.2	36.0	44.4	44.9
N of Valid	172	222	164	126	684
N of Miss	1	1	0	0	2

Table 34: The school lets my parents know when I have done something well.

Response	6	8	10	12	Total
NO!	10.7	13.0	18.3	21.4	15.3
no	41.1	42.6	39.0	42.1	41.3
yes	37.5	36.3	34.1	28.6	34.7
YES!	10.7	8.1	8.5	7.9	8.8
N of Valid	168	223	164	126	681
N of Miss	5	0	0	0	5

Table 35: My teachers praise me when I work hard in school.

Response	6	8	10	12	Total
NO!	10.0	13.5	12.4	11.1	11.9
no	30.0	38.1	32.9	27.0	32.8
yes	47.1	39.9	47.2	49.2	45.1
YES!	12.9	8.5	7.5	12.7	10.1
N of Valid	170	223	161	126	680
N of Miss	3	0	3	0	6

Table 36: Are your school grades better than the grades of most students in your class?

Response	6	8	10	12	Total
NO!	4.7	6.8	8.0	10.4	7.2
no	36.0	25.2	26.5	26.4	28.5
yes	40.1	49.1	45.7	42.4	44.8
YES!	19.2	18.9	19.8	20.8	19.5
N of Valid	172	222	162	125	681
N of Miss	1	1	2	1	5

Table 37: I have lots of chances to be part of class discussions or activities.

Response	6	8	10	12	Total
NO!	4.7	3.6	3.7	6.3	4.4
no	18.1	21.5	16.6	11.9	17.7
yes	43.9	53.8	55.2	61.1	53.0
YES!	33.3	21.1	24.5	20.6	24.9
N of Valid	171	223	163	126	683
N of Miss	2	0	1	0	3

Table 38: Now thinking back over the past year in school, how often did you: enjoy being in school?

Response	6	8	10	12	Total
Never	6.4	9.5	6.1	6.6	7.4
Seldom	6.4	8.6	9.8	13.9	9.3
Sometimes	37.4	33.0	35.4	36.1	35.3
Often	31.0	29.0	37.2	27.0	31.1
Almost always	18.7	19.9	11.6	16.4	17.0
N of Valid	171	221	164	122	678
N of Miss	1	2	0	4	7

Table 39: Now thinking back over the past year in school, how often did you: hate being in school?






Response	6	8	10	12	Total	
Never	17.0	13.5	4.9	12.3	12.1	
Seldom	31.0	33.3	33.1	28.7	31.9	
Sometimes	29.8	31.1	31.9	36.1	31.9	
Often	12.3	13.1	21.5	12.3	14.7	
Almost always	9.9	9.0	8.6	10.7	9.4	
N of Valid	171	222	163	122	678	
N of Miss	2	1	1	4	7	

Table 40: Now thinking back over the past year in school, how often did you: try to do your best work in school?






Response	6	8	10	12	Total	
Never	0.0	0.9	0.0	3.3	0.9	
Seldom	2.9	1.8	3.7	4.1	3.0	
Sometimes	2.4	7.7	13.5	21.3	10.2	
Often	18.8	27.0	29.4	36.9	27.3	
Almost always	75.9	62.6	53.4	34.4	58.6	
N of Valid	170	222	163	122	677	
N of Miss	3	1	1	4	9	

Table 41: How often do you feel that the school work you are assigned is meaningful and important?






Response	6	8	10	12	Total	
Never	4.0	7.2	6.2	11.5	6.9	
Seldom	9.2	11.7	21.0	15.6	14.0	
Sometimes	17.3	26.6	34.6	40.2	28.6	
Often	38.2	29.7	26.5	23.8	30.0	
Almost always	31.2	24.8	11.7	9.0	20.5	
N of Valid	173	222	162	122	679	
N of Miss	0	1	2	4	7	

Table 42: Putting them all together, what were your grades like last year?






Response	6	8	10	12	Total	
Mostly F's	0.6	0.5	0.6	0.0	0.4	
Mostly D's	0.6	4.6	6.1	2.5	3.6	
Mostly C's	11.2	16.5	19.0	27.9	17.9	
Mostly B's	39.1	29.4	33.1	40.2	34.7	
Mostly A's	48.5	49.1	41.1	29.5	43.5	
N of Valid	169	218	163	122	672	
N of Miss	4	2	1	3	5	

Table 43: How important do you think the things you are learning in school are going to be for your later life?






Response	6	8	10	12	Total	
Very important	60.7	37.4	21.3	18.0	36.0	
Quite important	21.4	25.7	29.9	23.8	25.3	
Fairly important	11.0	23.0	26.8	31.1	22.3	
Slightly important	6.9	10.8	16.5	21.3	13.1	
Not at all important	0.0	3.2	5.5	5.7	3.4	
N of Valid	173	222	164	122	681	
N of Miss	0	1	0	4	5	

Table 44: How interesting are most of your courses to you?






Response	6	8	10	12	Total	
Very interesting and stimulating	11.0	8.1	8.6	8.3	9.0	
Quite interesting	43.0	25.3	17.9	19.0	26.9	
Fairly interesting	31.4	40.3	46.9	37.2	39.1	
Slightly dull	11.6	17.6	15.4	21.5	16.3	
Very dull	2.9	8.6	11.1	14.0	8.7	
N of Valid	172	221	162	121	676	
N of Miss	1	2	2	5	10	

Table 45: During the LAST FOUR WEEKS how many whole days of school have you missed because you skipped or 'cut'?








Response	6	8	10	12	Total	
None	85.5	81.4	84.0	64.8	80.1	
1	6.9	8.6	4.9	12.3	8.0	
2	1.2	4.5	6.1	7.4	4.6	
3	2.9	2.7	3.1	5.7	3.4	
4-5	2.9	1.4	0.6	6.6	2.5	
6-10	0.0	0.9	1.2	1.6	0.9	
11 or more	0.6	0.5	0.0	1.6	0.6	
N of Valid	173	220	163	122	678	
N of Miss	0	3	1	4	8	

Table 46: What are the chances you would be seen as cool if you: smoked cigarettes?






Response	6	8	10	12	Total	
No or very little chance	85.2	76.3	64.0	52.9	71.3	
Little chance	10.1	8.2	17.7	25.6	14.1	
Some chance	4.1	7.3	12.2	14.9	9.1	
Pretty good chance	0.6	4.1	4.3	2.5	3.0	
Very good chance	0.0	4.1	1.8	4.1	2.5	
N of Valid	169	219	164	121	673	
N of Miss	4	3	0	5	12	

Table 47: What are the chances you would be seen as cool if you: worked hard at school?






Response	6	8	10	12	Total	
No or very little chance	6.4	11.4	12.8	14.0	11.0	
Little chance	7.6	14.2	18.3	20.7	14.7	
Some chance	16.4	21.5	22.0	31.4	22.1	
Pretty good chance	31.6	23.7	26.2	23.1	26.2	
Very good chance	38.0	29.2	20.7	10.7	26.1	
N of Valid	171	219	164	121	675	
N of Miss	2	4	0	5	11	

Table 48: What are the chances you would be seen as cool if you: began drinking alcoholic beverages regularly, that is, at least once or twice a month?


Response	6	8	10	12	Total	
No or very little chance	83.4	69.1	50.0	36.4	62.2	
Little chance	8.3	12.7	14.6	17.4	12.9	
Some chance	3.6	6.8	16.5	24.8	11.6	
Pretty good chance	3.0	6.4	14.6	13.2	8.8	
Very good chance	1.8	5.0	4.3	8.3	4.6	
N of Valid	169	220	164	121	674	
N of Miss	4	3	0	5	12	

Table 49: What are the chances you would be seen as cool if you: defended someone who was being verbally abused at school?


Response	6	8	10	12	Total	
No or very little chance	13.7	9.0	12.8	13.2	11.9	
Little chance	8.3	14.9	15.9	10.7	12.7	
Some chance	16.7	20.3	29.3	24.0	22.2	
Pretty good chance	23.8	27.9	22.6	34.7	26.8	
Very good chance	37.5	27.9	19.5	17.4	26.4	
N of Valid	168	222	164	121	675	
N of Miss	5	1	0	4	10	

Table 50: What are the chances you would be seen as cool if you: smoked marijuana?


Response	6	8	10	12	Total	
No or very little chance	91.7	77.8	60.7	52.1	72.6	
Little chance	4.7	6.3	17.8	24.8	12.0	
Some chance	0.6	6.8	7.4	9.9	5.9	
Pretty good chance	1.8	2.7	9.2	1.7	3.9	
Very good chance	1.2	6.3	4.9	11.6	5.6	
N of Valid	169	221	163	121	674	
N of Miss	4	2	1	5	12	

Table 51: What are the chances you would be seen as cool if you: carried a handgun?






Response	6	8	10	12	Total	
No or very little chance	83.9	77.4	72.4	81.1	78.5	
Little chance	6.5	7.7	15.3	7.4	9.2	
Some chance	3.0	6.8	1.2	4.9	4.2	
Pretty good chance	2.4	2.3	6.7	2.5	3.4	
Very good chance	4.2	5.9	4.3	4.1	4.7	
N of Valid	168	221	163	122	674	
N of Miss	4	2	1	4	11	

Table 52: What are the chances you would be seen as cool if you: regularly volunteered to do community service?






Response	6	8	10	12	Total	
No or very little chance	16.7	29.7	26.4	28.1	25.3	
Little chance	13.7	14.6	25.2	15.7	17.1	
Some chance	24.4	29.7	21.5	34.7	27.3	
Pretty good chance	25.0	14.2	17.2	14.0	17.6	
Very good chance	20.2	11.9	9.8	7.4	12.7	
N of Valid	168	219	163	121	671	
N of Miss	5	4	1	5	15	

Table 53: Think of your four best friends (the friends you feel closest to). In the past year (12 months), how many of your best friends have: participated in clubs, organizations or activities at school?






Response	6	8	10	12	Total	
0	18.3	9.5	8.1	9.2	11.4	
1	14.8	10.0	10.6	12.6	11.8	
2	25.4	15.5	14.9	12.6	17.3	
3	15.4	11.8	15.5	15.1	14.2	
4	26.0	53.2	50.9	50.4	45.3	
N of Valid	169	220	161	119	669	
N of Miss	4	3	3	6	16	

Table 54: Think of your four best friends (the friends you feel closest to). In the past year (12 months), how many of your best friends have: smoked cigarettes?






Response	6	8	10	12	Total	
0	88.2	74.8	62.6	42.0	69.4	
1	8.2	12.8	16.6	21.8	14.2	
2	2.4	6.0	11.0	13.4	7.6	
3	0.6	2.8	3.1	14.3	4.3	
4	0.6	3.7	6.7	8.4	4.5	
N of Valid	170	218	163	119	670	
N of Miss	3	5	1	7	16	

Table 55: Think of your four best friends (the friends you feel closest to). In the past year (12 months), how many of your best friends have: tried beer, wine or hard liquor (for example, vodka, whiskey, or gin) when their parents didn't know about it?






Response	6	8	10	12	Total	
0	84.7	69.9	41.7	24.4	58.7	
1	9.4	12.8	13.5	20.2	13.4	
2	3.5	6.4	13.5	16.8	9.2	
3	0.6	5.5	14.1	9.2	7.0	
4	1.8	5.5	17.2	29.4	11.6	
N of Valid	170	219	163	119	671	
N of Miss	3	4	1	7	15	

Table 56: Think of your four best friends (the friends you feel closest to). In the past year (12 months), how many of your best friends have: made a commitment to stay drug-free?






Response	6	8	10	12	Total	
0	12.5	19.3	26.1	31.1	21.3	
1	7.7	6.9	11.2	16.8	9.9	
2	6.0	6.4	13.0	10.1	8.6	
3	9.5	11.0	12.4	9.2	10.7	
4	64.3	56.4	37.3	32.8	49.5	
N of Valid	168	218	161	119	666	
N of Miss	4	5	3	7	19	

Table 57: Think of your four best friends (the friends you feel closest to). In the past year (12 months), how many of your best friends have: used marijuana?






Response	6	8	10	12	Total	
0	97.1	84.9	73.0	54.7	79.8	
1	1.8	7.3	14.7	16.2	9.3	
2	0.6	2.3	3.7	11.1	3.7	
3	0.0	3.2	4.3	5.1	3.0	
4	0.6	2.3	4.3	12.8	4.2	
N of Valid	170	218	163	117	668	
N of Miss	3	3	1	9	16	

Table 58: Think of your four best friends (the friends you feel closest to). In the past year (12 months), how many of your best friends have: tried to do well in school?






Response	6	8	10	12	Total	
0	2.9	3.6	5.0	6.7	4.3	
1	2.9	2.3	5.6	6.7	4.0	
2	4.7	10.9	16.8	20.2	12.4	
3	17.5	20.9	18.6	17.6	18.9	
4	71.9	62.3	54.0	48.7	60.4	
N of Valid	171	220	161	119	671	
N of Miss	2	3	3	7	15	

Table 59: Think of your four best friends (the friends you feel closest to). In the past year (12 months), how many of your best friends have: used LSD, cocaine, amphetamines, or other illegal drugs?






Response	6	8	10	12	Total	
0	97.6	93.6	89.6	82.5	91.7	
1	2.4	2.7	6.1	10.0	4.8	
2	0.0	1.8	2.5	3.3	1.8	
3	0.0	0.9	1.8	0.0	0.7	
4	0.0	0.9	0.0	4.2	1.0	
N of Valid	169	220	163	120	672	
N of Miss	4	3	1	6	14	

Table 60: Think of your four best friends (the friends you feel closest to). In the past year (12 months), how many of your best friends have: been suspended from school?






Response	6	8	10	12	Total	
0	75.9	66.2	65.6	73.9	69.9	
1	13.5	17.8	16.6	9.2	14.9	
2	7.1	6.4	7.4	4.2	6.4	
3	1.2	4.6	3.1	5.0	3.4	
4	2.4	5.0	7.4	7.6	5.4	
N of Valid	170	219	163	119	671	
N of Miss	3	4	1	7	15	

Table 61: Think of your four best friends (the friends you feel closest to). In the past year (12 months), how many of your best friends have: liked school?






Response	6	8	10	12	Total	
0	18.2	24.2	22.0	22.7	21.9	
1	6.5	7.3	16.4	12.6	10.2	
2	25.9	15.5	20.8	20.2	20.2	
3	17.1	21.0	15.1	14.3	17.4	
4	32.4	32.0	25.8	30.3	30.3	
N of Valid	170	219	159	119	667	
N of Miss	3	4	3	7	17	

Table 62: Think of your four best friends (the friends you feel closest to). In the past year (12 months), how many of your best friends have: carried a handgun?






Response	6	8	10	12	Total	
0	97.6	92.7	94.5	93.4	94.5	
1	1.8	3.6	3.7	2.5	3.0	
2	0.6	0.5	0.6	0.8	0.6	
3	0.0	2.3	0.0	0.8	0.9	
4	0.0	0.9	1.2	2.5	1.0	
N of Valid	170	220	163	121	674	
N of Miss	3	3	1	5	12	

Table 63: Think of your four best friends (the friends you feel closest to). In the past year (12 months), how many of your best friends have: sold illegal drugs?






Response	6	8	10	12	Total	
0	99.4	94.5	90.8	84.2	93.0	
1	0.0	3.2	4.9	7.5	3.6	
2	0.6	0.5	3.1	4.2	1.8	
3	0.0	0.9	0.0	0.8	0.4	
4	0.0	0.9	1.2	3.3	1.2	
N of Valid	169	218	163	120	670	
N of Miss	4	4	1	6	15	

Table 64: Think of your four best friends (the friends you feel closest to). In the past year (12 months), how many of your best friends have: regularly attended religious services?






Response	6	8	10	12	Total	
0	20.7	12.4	18.6	25.8	18.4	
1	11.2	10.1	13.7	13.3	11.8	
2	18.9	15.2	18.6	19.2	17.7	
3	17.2	24.0	17.4	15.8	19.2	
4	32.0	38.2	31.7	25.8	32.8	
N of Valid	169	217	161	120	667	
N of Miss	4	6	3	6	19	

Table 65: Think of your four best friends (the friends you feel closest to). In the past year (12 months), how many of your best friends have: stolen or tried to steal a motor vehicle such as a car or motorcycle?





Response	6	8	10	12	Total	
0	98.8	95.0	89.6	95.0	94.6	
1	0.6	3.2	9.2	1.7	3.7	
2	0.6	0.9	1.2	0.0	0.7	
3	0.0	0.0	0.0	0.0	0.0	
4	0.0	0.9	0.0	3.3	0.9	
N of Valid	169	219	163	120	671	
N of Miss	4	4	1	6	15	

Table 66: Think of your four best friends (the friends you feel closest to). In the past year (12 months), how many of your best friends have: been arrested?






Response	6	8	10	12	Total	
0	93.5	92.2	84.7	75.8	87.8	
1	5.3	4.6	7.4	10.8	6.6	
2	0.6	1.8	5.5	4.2	2.8	
3	0.6	0.9	1.2	3.3	1.3	
4	0.0	0.5	1.2	5.8	1.5	
N of Valid	170	218	163	120	671	
N of Miss	3	5	1	6	15	

Table 67: Think of your four best friends (the friends you feel closest to). In the past year (12 months), how many of your best friends have: dropped out of school?






Response	6	8	10	12	Total	
0	94.7	95.9	90.8	79.2	91.4	
1	4.7	1.8	6.1	11.7	5.3	
2	0.6	1.4	2.5	5.0	2.1	
3	0.0	0.9	0.0	0.0	0.3	
4	0.0	0.0	0.6	4.2	0.9	
N of Valid	170	220	163	120	673	
N of Miss	3	3	1	6	13	

Table 68: Think of your four best friends (the friends you feel closest to). In the past year (12 months), how many of your best friends have: been members of a gang?






Response	6	8	10	12	Total	
0	93.5	91.4	90.8	90.8	91.7	
1	5.3	5.5	3.1	2.5	4.3	
2	0.6	1.4	3.7	0.8	1.6	
3	0.0	0.5	0.6	0.8	0.4	
4	0.6	1.4	1.8	5.0	1.9	
N of Valid	169	220	163	120	672	
N of Miss	4	3	1	6	14	

Table 69: How old were you when you first: smoked marijuana?










Response	6	8	10	12	Total	
Never	99.4	95.1	82.8	62.8	87.4	
10 or younger	0.0	0.0	2.5	3.3	1.2	
11	0.6	0.9	0.0	0.0	0.4	
12	0.0	1.8	2.5	2.5	1.6	
13	0.0	1.3	3.7	3.3	1.9	
14	0.0	0.9	6.7	9.1	3.6	
15	0.0	0.0	1.8	4.1	1.2	
16	0.0	0.0	0.0	10.7	1.9	
17 or older	0.0	0.0	0.0	4.1	0.7	
N of Valid	169	223	163	121	676	
N of Miss	4	0	1	4	9	

Table 70: How old were you when you first: smoked a cigarette, even just a puff?










Response	6	8	10	12	Total	
Never	89.5	80.2	66.0	39.2	71.9	
10 or younger	7.6	8.6	9.9	15.0	9.8	
11	1.8	4.5	3.7	1.7	3.1	
12	1.2	3.2	3.7	5.0	3.1	
13	0.0	3.2	3.7	10.0	3.7	
14	0.0	0.5	6.8	5.0	2.7	
15	0.0	0.0	4.9	11.7	3.3	
16	0.0	0.0	1.2	8.3	1.8	
17 or older	0.0	0.0	0.0	4.2	0.7	
N of Valid	171	222	162	120	675	
N of Miss	2	1	1	6	10	

Table 71: How old were you when you first: had more than a sip or two of beer, wine or hard liquor (for example, vodka, whiskey, or gin)?










Response	6	8	10	12	Total	
Never	77.1	65.8	48.8	28.7	57.8	
10 or younger	15.3	11.3	11.7	10.7	12.3	
11	5.3	5.4	3.1	1.6	4.1	
12	2.4	9.5	7.4	6.6	6.7	
13	0.0	5.4	8.6	9.8	5.6	
14	0.0	2.7	8.6	9.0	4.6	
15	0.0	0.0	8.6	14.8	4.7	
16	0.0	0.0	3.1	11.5	2.8	
17 or older	0.0	0.0	0.0	7.4	1.3	
N of Valid	170	222	162	122	676	
N of Miss	3	1	2	4	10	

Table 72: How old were you when you first: began drinking alcoholic beverages regularly, that is, at least once or twice a month?










Response	6	8	10	12	Total	
Never	99.4	93.7	85.3	61.2	87.3	
10 or younger	0.0	0.9	1.2	1.7	0.9	
11	0.0	0.4	0.0	0.0	0.1	
12	0.6	0.9	0.6	1.7	0.9	
13	0.0	2.2	2.5	6.6	2.5	
14	0.0	1.3	3.1	4.1	1.9	
15	0.0	0.4	4.9	5.8	2.4	
16	0.0	0.0	2.5	14.0	3.1	
17 or older	0.0	0.0	0.0	5.0	0.9	
N of Valid	169	223	163	121	676	
N of Miss	4	0	1	5	10	

Table 73: How old were you when you first: used phenoxydine (pox, px, breeze)?


Response	6	8	10	12	Total	
Never	100.0	100.0	100.0	100.0	100.0	
10 or younger	0.0	0.0	0.0	0.0	0.0	
11	0.0	0.0	0.0	0.0	0.0	
12	0.0	0.0	0.0	0.0	0.0	
13	0.0	0.0	0.0	0.0	0.0	
14	0.0	0.0	0.0	0.0	0.0	
15	0.0	0.0	0.0	0.0	0.0	
16	0.0	0.0	0.0	0.0	0.0	
17 or older	0.0	0.0	0.0	0.0	0.0	
N of Valid	164	222	162	122	670	
N of Miss	9	1	2	4	16	

Table 74: How old were you when you first: got suspended from school?










Response	6	8	10	12	Total	
Never	92.4	90.6	80.2	78.7	86.4	
10 or younger	3.5	3.6	2.5	4.9	3.5	
11	1.8	1.3	3.1	1.6	1.9	
12	2.4	0.9	1.2	1.6	1.5	
13	0.0	2.7	2.5	2.5	1.9	
14	0.0	0.9	8.0	4.1	3.0	
15	0.0	0.0	0.6	0.8	0.3	
16	0.0	0.0	1.9	3.3	1.0	
17 or older	0.0	0.0	0.0	2.5	0.4	
N of Valid	170	223	162	122	677	
N of Miss	3	0	2	4	9	

Table 75: How old were you when you first: got arrested?










Response	6	8	10	12	Total	
Never	100.0	98.2	90.8	88.5	95.1	
10 or younger	0.0	1.3	0.6	0.8	0.7	
11	0.0	0.0	1.2	0.0	0.3	
12	0.0	0.0	1.2	0.8	0.4	
13	0.0	0.4	0.6	1.6	0.6	
14	0.0	0.0	1.8	1.6	0.7	
15	0.0	0.0	3.1	2.5	1.2	
16	0.0	0.0	0.6	0.0	0.1	
17 or older	0.0	0.0	0.0	4.1	0.7	
N of Valid	170	223	163	122	678	
N of Miss	3	0	1	4	8	

Table 76: How old were you when you first: carried a handgun?









Response	6	8	10	12	Total	
Never	97.0	95.5	93.8	96.7	95.7	
10 or younger	1.2	0.9	1.2	2.5	1.3	
11	1.2	0.5	1.2	0.8	0.9	
12	0.6	1.8	0.6	0.0	0.9	
13	0.0	1.4	0.6	0.0	0.6	
14	0.0	0.0	0.6	0.0	0.1	
15	0.0	0.0	1.2	0.0	0.3	
16	0.0	0.0	0.6	0.0	0.1	
17 or older	0.0	0.0	0.0	0.0	0.0	
N of Valid	169	221	162	122	674	
N of Miss	4	2	2	4	12	

Table 77: How old were you when you first: attacked someone with the idea of seriously hurting them?


Response	6	8	10	12	Total	
Never	88.8	88.7	84.7	77.7	85.8	
10 or younger	7.1	1.4	4.3	5.0	4.1	
11	3.5	2.7	1.2	0.8	2.2	
12	0.6	2.3	1.8	2.5	1.8	
13	0.0	3.2	1.2	1.7	1.6	
14	0.0	1.8	3.1	3.3	1.9	
15	0.0	0.0	2.5	1.7	0.9	
16	0.0	0.0	1.2	4.1	1.0	
17 or older	0.0	0.0	0.0	3.3	0.6	
N of Valid	170	222	163	121	676	
N of Miss	3	1	1	4	8	

Table 78: How old were you when you first: belonged to a gang?


Response	6	8	10	12	Total	
Never	98.8	97.8	96.9	97.5	97.8	
10 or younger	1.2	0.0	0.0	0.8	0.4	
11	0.0	0.0	0.0	0.0	0.0	
12	0.0	0.9	0.0	0.0	0.3	
13	0.0	0.4	1.2	0.0	0.4	
14	0.0	0.9	0.0	0.0	0.3	
15	0.0	0.0	1.8	0.0	0.4	
16	0.0	0.0	0.0	1.7	0.3	
17 or older	0.0	0.0	0.0	0.0	0.0	
N of Valid	170	223	163	121	677	
N of Miss	3	0	1	4	8	

Table 79: How wrong do you think it is for someone your age to: take a handgun to school?

Response	6	8	10	12	Total	
Very wrong	90.6	93.3	87.7	91.0	90.9	
Wrong	8.2	5.8	8.0	5.7	6.9	
A little bit wrong	0.6	0.9	1.8	1.6	1.2	
Not wrong at all	0.6	0.0	2.5	1.6	1.0	
N of Valid	171	223	163	122	679	
N of Miss	2	0	1	4	7	

Table 80: How wrong do you think it is for someone your age to: steal anything worth more than \$5?

Response	6	8	10	12	Total	
Very wrong	64.3	62.8	63.8	68.3	64.4	
Wrong	28.1	25.1	28.2	25.8	26.7	
A little bit wrong	7.0	11.2	6.7	4.2	7.8	
Not wrong at all	0.6	0.9	1.2	1.7	1.0	
N of Valid	171	223	163	120	677	
N of Miss	2	0	1	6	9	

Table 81: How wrong do you think it is for someone your age to: pick a fight with someone?

Response	6	8	10	12	Total	
Very wrong	42.4	40.1	38.7	35.0	39.4	
Wrong	38.8	35.6	32.5	31.7	35.0	
A little bit wrong	15.9	17.1	20.2	23.3	18.7	
Not wrong at all	2.9	7.2	8.6	10.0	7.0	
N of Valid	170	222	163	120	675	
N of Miss	3	1	1	6	11	

Table 82: How wrong do you think it is for someone your age to: attack someone with the idea of seriously hurting them?





Response	6	8	10	12	Total	
Very wrong	78.4	70.3	64.8	55.8	68.4	
Wrong	16.4	20.3	24.7	22.5	20.7	
A little bit wrong	4.1	5.9	8.0	12.5	7.1	
Not wrong at all	1.2	3.6	2.5	9.2	3.7	
N of Valid	171	222	162	120	675	
N of Miss	2	1	2	6	11	

Table 83: How wrong do you think it is for someone your age to: stay away from school all day when their parents think they are at school?





Response	6	8	10	12	Total	
Very wrong	75.7	70.9	52.8	41.3	62.4	
Wrong	21.3	20.2	29.4	28.9	24.3	
A little bit wrong	1.8	5.4	14.1	20.7	9.3	
Not wrong at all	1.2	3.6	3.7	9.1	4.0	
N of Valid	169	223	163	121	676	
N of Miss	4	0	1	5	10	

Table 84: How wrong do you think it is for someone your age to: drink beer, wine or hard liquor (for example, vodka, whiskey, or gin) regularly?





Response	6	8	10	12	Total	
Very wrong	86.5	73.5	53.4	42.1	66.3	
Wrong	8.8	15.7	20.2	18.2	15.5	
A little bit wrong	4.1	7.2	21.5	21.5	12.4	
Not wrong at all	0.6	3.6	4.9	18.2	5.8	
N of Valid	170	223	163	121	677	
N of Miss	3	0	1	5	9	

Table 85: How wrong do you think it is for someone your age to: smoke cigarettes?





Response	6	8	10	12	Total	
Very wrong	85.9	75.3	60.5	43.3	68.7	
Wrong	11.2	14.8	22.8	20.8	16.9	
A little bit wrong	1.8	7.6	9.9	16.7	8.3	
Not wrong at all	1.2	2.2	6.8	19.2	6.1	
N of Valid	170	223	162	120	675	
N of Miss	3	0	2	6	11	

Table 86: How wrong do you think it is for someone your age to: smoke marijuana?





Response	6	8	10	12	Total	
Very wrong	95.3	88.3	78.7	55.4	81.8	
Wrong	4.1	6.7	9.8	19.0	9.0	
A little bit wrong	0.0	2.7	7.3	13.2	5.0	
Not wrong at all	0.6	2.2	4.3	12.4	4.1	
N of Valid	169	223	164	121	677	
N of Miss	4	0	0	5	9	

Table 87: How wrong do you think it is for someone your age to: use LSD, cocaine, amphetamines or another illegal drug?





Response	6	8	10	12	Total	
Very wrong	97.6	95.5	87.8	91.7	93.5	
Wrong	1.8	3.1	8.5	6.6	4.7	
A little bit wrong	0.0	0.4	2.4	0.0	0.7	
Not wrong at all	0.6	0.9	1.2	1.7	1.0	
N of Valid	170	223	164	121	678	
N of Miss	3	0	0	5	8	

Table 88: At school during the past 12 months, did you receive help from the resource teacher, speech therapist or other special education teacher?



Response	6	8	10	12	Total	
No	84.3	90.7	87.0	88.3	87.8	
Yes	15.7	9.3	13.0	11.7	12.2	
N of Valid	159	215	161	111	646	
N of Miss	14	8	3	15	40	

Table 89: How many times in the past year (12 months) have you: been suspended from school?






Response	6	8	10	12	Total	
Never	92.9	92.8	88.9	89.9	91.4	
1 to 2 times	5.3	5.4	9.3	7.6	6.7	
3 to 5 times	1.2	0.9	1.9	2.5	1.5	
6 to 9 times	0.6	0.0	0.0	0.0	0.1	
10 to 19 times	0.0	0.9	0.0	0.0	0.3	
20 to 29 times	0.0	0.0	0.0	0.0	0.0	
30 to 39 times	0.0	0.0	0.0	0.0	0.0	
40+ times	0.0	0.0	0.0	0.0	0.0	
N of Valid	170	223	162	119	674	
N of Miss	3	0	2	7	12	

Table 90: How many times in the past year (12 months) have you: carried a handgun?








Response	6	8	10	12	Total	
Never	97.0	95.1	93.1	97.5	95.5	
1 to 2 times	2.4	3.6	2.5	0.8	2.5	
3 to 5 times	0.6	0.4	0.6	0.0	0.4	
6 to 9 times	0.0	0.4	0.0	0.0	0.1	
10 to 19 times	0.0	0.4	0.6	0.0	0.3	
20 to 29 times	0.0	0.0	0.6	0.8	0.3	
30 to 39 times	0.0	0.0	0.0	0.0	0.0	
40+ times	0.0	0.0	2.5	0.8	0.7	
N of Valid	169	223	159	119	670	
N of Miss	4	0	5	7	16	

Table 91: How many times in the past year (12 months) have you: sold illegal drugs?






Response	6	8	10	12	Total	
Never	99.4	99.1	98.1	95.0	98.2	
1 to 2 times	0.6	0.5	1.2	1.7	0.9	
3 to 5 times	0.0	0.0	0.0	0.8	0.1	
6 to 9 times	0.0	0.0	0.0	0.8	0.1	
10 to 19 times	0.0	0.0	0.0	0.0	0.0	
20 to 29 times	0.0	0.0	0.0	0.0	0.0	
30 to 39 times	0.0	0.0	0.0	0.0	0.0	
40+ times	0.0	0.5	0.6	1.7	0.6	
N of Valid	168	222	161	119	670	
N of Miss	5	1	3	7	16	

Table 92: How many times in the past year (12 months) have you: stolen or tried to steal a motor vehicle such as a car or motorcycle?





Response	6	8	10	12	Total	
Never	100.0	99.1	98.1	97.5	98.8	
1 to 2 times	0.0	0.9	1.9	0.0	0.7	
3 to 5 times	0.0	0.0	0.0	0.0	0.0	
6 to 9 times	0.0	0.0	0.0	0.8	0.1	
10 to 19 times	0.0	0.0	0.0	0.0	0.0	
20 to 29 times	0.0	0.0	0.0	0.0	0.0	
30 to 39 times	0.0	0.0	0.0	0.0	0.0	
40+ times	0.0	0.0	0.0	1.7	0.3	
N of Valid	169	223	161	119	672	
N of Miss	4	0	3	7	14	

Table 93: How many times in the past year (12 months) have you: participated in clubs, organizations or activities at school?









Response	6	8	10	12	Total	
Never	24.9	16.1	21.3	22.0	20.6	
1 to 2 times	29.0	17.5	21.3	11.9	20.3	
3 to 5 times	20.7	17.5	15.6	19.5	18.2	
6 to 9 times	7.7	14.3	8.8	11.0	10.7	
10 to 19 times	6.5	7.6	10.0	12.7	8.8	
20 to 29 times	4.7	5.4	2.5	5.9	4.6	
30 to 39 times	0.6	2.7	2.5	2.5	2.1	
40+ times	5.9	18.8	18.1	14.4	14.6	
N of Valid	169	223	160	118	670	
N of Miss	4	0	4	7	15	

Table 94: How many times in the past year (12 months) have you: been arrested?





Response	6	8	10	12	Total	
Never	98.8	99.1	96.3	92.4	97.2	
1 to 2 times	1.2	0.0	3.8	5.0	2.1	
3 to 5 times	0.0	0.9	0.0	1.7	0.6	
6 to 9 times	0.0	0.0	0.0	0.0	0.0	
10 to 19 times	0.0	0.0	0.0	0.0	0.0	
20 to 29 times	0.0	0.0	0.0	0.0	0.0	
30 to 39 times	0.0	0.0	0.0	0.0	0.0	
40+ times	0.0	0.0	0.0	0.8	0.1	
N of Valid	169	223	160	119	671	
N of Miss	3	0	3	7	13	

Table 95: How many times in the past year (12 months) have you: done extra work on your own for school?









Response	6	8	10	12	Total	
Never	34.5	33.2	39.4	36.4	35.6	
1 to 2 times	28.0	25.5	25.6	21.2	25.4	
3 to 5 times	11.3	17.3	10.0	12.7	13.2	
6 to 9 times	10.7	9.1	8.8	9.3	9.5	
10 to 19 times	4.2	7.7	5.0	5.9	5.9	
20 to 29 times	1.8	3.2	3.1	2.5	2.7	
30 to 39 times	1.2	0.9	1.9	0.0	1.1	
40+ times	8.3	3.2	6.3	11.9	6.8	
N of Valid	168	220	160	118	666	
N of Miss	5	3	4	8	20	

Table 96: How many times in the past year (12 months) have you: attacked someone with the idea of seriously hurting them?








Response	6	8	10	12	Total	
Never	89.4	91.0	88.8	87.3	89.4	
1 to 2 times	7.1	6.8	8.7	7.6	7.5	
3 to 5 times	1.2	1.4	1.2	0.8	1.2	
6 to 9 times	1.2	0.0	0.6	0.8	0.6	
10 to 19 times	0.6	0.5	0.6	1.7	0.7	
20 to 29 times	0.0	0.5	0.0	0.0	0.1	
30 to 39 times	0.0	0.0	0.0	0.0	0.0	
40+ times	0.6	0.0	0.0	1.7	0.4	
N of Valid	170	222	161	118	671	
N of Miss	3	1	3	8	15	

Table 97: How many times in the past year (12 months) have you: been drunk or high at school?








Response	6	8	10	12	Total	
Never	99.4	95.5	89.4	76.7	91.7	
1 to 2 times	0.0	2.7	5.0	9.5	3.8	
3 to 5 times	0.6	0.9	1.9	5.2	1.8	
6 to 9 times	0.0	0.0	1.2	2.6	0.8	
10 to 19 times	0.0	0.0	1.2	0.9	0.5	
20 to 29 times	0.0	0.5	0.0	1.7	0.5	
30 to 39 times	0.0	0.0	0.0	0.0	0.0	
40+ times	0.0	0.5	1.2	3.4	1.1	
N of Valid	168	221	161	116	666	
N of Miss	5	2	3	10	20	

Table 98: How many times in the past year (12 months) have you: volunteered to do community service?









Response	6	8	10	12	Total	
Never	50.0	52.7	53.8	46.6	51.2	
1 to 2 times	27.1	22.5	19.4	14.4	21.5	
3 to 5 times	12.9	11.7	9.4	11.9	11.5	
6 to 9 times	3.5	4.5	8.1	9.3	6.0	
10 to 19 times	1.8	3.6	5.0	5.9	3.9	
20 to 29 times	1.2	1.4	1.9	5.9	2.2	
30 to 39 times	1.8	0.9	0.6	2.5	1.3	
40+ times	1.8	2.7	1.9	3.4	2.4	
N of Valid	170	222	160	118	670	
N of Miss	3	1	4	8	16	

Table 99: How many times in the past year (12 months) have you: taken a handgun to school?



Response	6	8	10	12	Total	
Never	100.0	100.0	99.4	100.0	99.9	
1 to 2 times	0.0	0.0	0.6	0.0	0.1	
3 to 5 times	0.0	0.0	0.0	0.0	0.0	
6 to 9 times	0.0	0.0	0.0	0.0	0.0	
10 to 19 times	0.0	0.0	0.0	0.0	0.0	
20 to 29 times	0.0	0.0	0.0	0.0	0.0	
30 to 39 times	0.0	0.0	0.0	0.0	0.0	
40+ times	0.0	0.0	0.0	0.0	0.0	
N of Valid	169	223	161	117	670	
N of Miss	4	0	3	9	16	

Table 100: Are you currently on probation, or assigned a probation officer with Juvenile Court?



Response	6	8	10	12	Total	
No	97.5	98.6	95.5	97.3	97.3	
Yes	2.5	1.4	4.5	2.7	2.7	
N of Valid	161	208	154	111	634	
N of Miss	12	15	10	15	52	

Table 101: Have you ever belonged to a gang?






Response	6	8	10	12	Total	
No	97.1	95.5	94.5	96.6	95.8	
No, but would like to	1.2	1.8	1.8	0.8	1.5	
Yes, in the past	1.2	0.9	2.5	2.5	1.6	
Yes, belong now	0.6	1.4	0.6	0.0	0.7	
Yes, but would like to get out	0.0	0.5	0.6	0.0	0.3	
N of Valid	171	222	163	118	674	
N of Miss	2	1	1	8	12	

Table 102: If you have ever belonged to a gang, did that gang have a name?




Response	6	8	10	12	Total	
No	13.8	7.9	11.2	21.9	12.6	
Yes	1.8	2.8	3.7	4.4	3.0	
I have never belonged to a gang	84.4	89.3	85.1	73.7	84.3	
N of Valid	167	215	161	114	657	
N of Miss	5	7	2	10	24	

Table 103: How many times have you done the following things? done what feels good no matter what.







Response	6	8	10	12	Total	
Never	54.8	43.9	35.2	29.9	42.0	
I've done it, but not in the past year	15.7	13.6	12.3	13.7	13.8	
Less than once a month	7.2	6.8	11.1	12.8	9.0	
About once a month	3.6	5.4	7.4	8.5	6.0	
2 or 3 times a month	4.8	7.2	11.7	10.3	8.3	
Once a week or more	13.9	23.1	22.2	24.8	20.9	
N of Valid	166	221	162	117	666	
N of Miss	7	2	2	9	20	

Table 104: How many times have you done the following things? done something dangerous because someone dared you to do it.







Response	6	8	10	12	Total	
Never	76.5	59.5	49.7	44.9	58.9	
I've done it, but not in the past year	17.6	17.6	18.6	26.3	19.4	
Less than once a month	2.4	7.7	13.7	6.8	7.6	
About once a month	2.4	8.1	7.5	5.1	6.0	
2 or 3 times a month	1.2	5.0	5.0	7.6	4.5	
Once a week or more	0.0	2.3	5.6	9.3	3.7	
N of Valid	170	222	161	118	671	
N of Miss	2	1	3	8	14	

Table 105: How many times have you done the following things? done crazy things even if they are a little dangerous.







Response	6	8	10	12	Total	
Never	63.3	45.0	31.5	26.5	43.1	
I've done it, but not in the past year	20.1	20.3	24.7	24.8	22.1	
Less than once a month	5.9	8.1	9.9	13.7	9.0	
About once a month	4.1	9.0	14.2	7.7	8.8	
2 or 3 times a month	2.4	6.3	9.3	9.4	6.6	
Once a week or more	4.1	11.3	10.5	17.9	10.4	
N of Valid	169	222	162	117	670	
N of Miss	3	1	2	9	15	

Table 106: You're looking at CD's in a music store with a friend. You look up and see her slip a CD under her coat. She smiles and says 'Which one do you want? Go ahead, take it while nobody's around.' There is nobody in sight, no employees and no other customers. What would you do now?





Response	6	8	10	12	Total	
Ignore her	7.0	14.9	11.7	23.5	13.6	
Grab a CD and leave the store	2.9	4.5	7.4	2.6	4.5	
Tell her to put the CD back	66.1	53.2	50.6	49.6	55.2	
Act like it is a joke, and ask her to put the CD back	24.0	27.5	30.2	24.3	26.7	
N of Valid	171	222	162	115	670	
N of Miss	2	1	2	9	14	

Table 107: You are visiting another part of town, and you don't know any of the people your age there. You are walking down the street, and some teenager you don't know is walking toward you. He is about your size, and as he is about to pass you, he deliberately bumps into you and you almost lose your balance. What would you say or do?





Response	6	8	10	12	Total	
Push the person back	7.6	12.6	18.0	19.5	13.8	
Say 'Excuse me' and keep on walking	53.8	50.0	50.3	47.8	50.7	
Say 'Watch where you are going' and keep on walking	35.1	29.3	21.1	23.9	27.9	
Swear at the person and walk away	3.5	8.1	10.6	8.8	7.6	
N of Valid	171	222	161	113	667	
N of Miss	2	1	3	11	17	

Table 108: You are at a party at someone's house, and one of your friends offers you a drink containing alcohol. What would you say or do?





Response	6	8	10	12	Total	
Drink it	4.7	14.4	24.8	34.5	17.9	
Tell your friend, 'No thanks, I don't drink' and suggest that you and your friend go and do something else	49.7	43.7	34.2	22.4	39.3	
Just say, 'No thanks' and walk away	25.1	25.2	28.0	33.6	27.3	
Make up a good excuse, tell your friend you had something else to do, and leave	20.5	16.7	13.0	9.5	15.5	
N of Valid	171	222	161	116	670	
N of Miss	2	1	2	10	15	

Table 109: It's 8:00 on a weeknight and you are about to go over to a friend's home when your mother asks you where you are going. You say 'Oh, just going to go hang out with some friends.' She says, 'No, you'll just get into trouble if you go out. Stay home tonight.' What would you do now?





Response	6	8	10	12	Total	
Leave the house anyway	0.0	4.1	4.3	14.7	4.9	
Explain what you are going to do with your friends, tell her when you will get home, and ask if you can go out	60.0	70.9	75.9	69.0	69.0	
Not say anything and start watching TV	34.1	16.4	12.3	11.2	19.0	
Get into an argument with her	5.9	8.6	7.4	5.2	7.0	
N of Valid	170	220	162	116	668	
N of Miss	3	3	2	9	17	

Table 110: How often do you attend religious services or activities?





Response	6	8	10	12	Total	
Never	16.4	7.7	13.6	20.0	13.5	
Rarely	22.2	20.0	25.3	19.1	21.7	
1-2 Times a Month	11.1	11.8	11.7	15.7	12.3	
About Once a Week or More	50.3	60.5	49.4	45.2	52.5	
N of Valid	171	220	162	115	668	
N of Miss	2	3	2	11	18	

Table 111: I do the opposite of what people tell me, just to get them mad.





Response	6	8	10	12	Total	
Very False	64.5	39.4	36.9	49.1	46.8	
Somewhat False	18.9	32.6	25.6	23.3	25.8	
Somewhat True	14.2	26.2	35.0	23.3	24.8	
Very True	2.4	1.8	2.5	4.3	2.6	
N of Valid	169	221	160	116	666	
N of Miss	4	2	4	10	20	

Table 112: I like to see how much I can get away with.





Response	6	8	10	12	Total	
Very False	66.5	56.4	39.4	46.9	53.2	
Somewhat False	22.2	18.6	21.9	23.0	21.1	
Somewhat True	9.0	16.8	30.0	21.2	18.8	
Very True	2.4	8.2	8.8	8.8	7.0	
N of Valid	167	220	160	113	660	
N of Miss	6	3	4	13	26	

Table 113: I ignore rules that get in my way.





Response	6	8	10	12	Total	
Very False	77.5	66.1	47.2	50.0	61.7	
Somewhat False	18.3	17.2	28.3	26.3	21.7	
Somewhat True	4.1	13.1	17.6	14.9	12.2	
Very True	0.0	3.6	6.9	8.8	4.4	
N of Valid	169	221	159	114	663	
N of Miss	4	2	5	12	23	

Table 114: I think sometimes it's okay to cheat at school.

Response	6	8	10	12	Total	
NO!	65.5	39.5	20.5	16.7	37.7	
no	26.3	37.3	33.5	34.2	33.0	
yes	8.2	20.0	36.6	35.1	23.6	
YES!	0.0	3.2	9.3	14.0	5.7	
N of Valid	171	220	161	114	666	
N of Miss	2	2	3	12	19	

Table 115: It is important to think before you act.

Response	6	8	10	12	Total	
NO!	1.2	3.2	1.2	7.0	2.8	
no	5.3	4.5	3.7	7.0	4.9	
yes	21.6	32.6	45.3	36.8	33.6	
YES!	71.9	59.7	49.7	49.1	58.6	
N of Valid	171	221	161	114	667	
N of Miss	2	2	3	12	19	

Table 116: Sometimes I think that life is not worth it.

Response	6	8	10	12	Total	
NO!	59.2	49.8	47.2	52.6	52.0	
no	21.3	26.7	25.2	27.2	25.0	
yes	14.8	16.3	22.0	12.3	16.6	
YES!	4.7	7.2	5.7	7.9	6.3	
N of Valid	169	221	159	114	663	
N of Miss	4	2	4	12	22	

Table 117: At times I think I am no good at all.

Response	6	8	10	12	Total	
NO!	36.7	29.4	30.4	36.8	32.8	
no	27.8	31.7	19.9	30.7	27.7	
yes	26.6	29.0	41.6	22.8	30.4	
YES!	8.9	10.0	8.1	9.6	9.2	
N of Valid	169	221	161	114	665	
N of Miss	4	2	3	12	21	

Table 118: All in all, I am inclined to think that I am a failure.

Response	6	8	10	12	Total	
NO!	55.6	49.1	41.9	41.6	47.7	
no	30.8	32.3	38.1	39.8	34.6	
yes	10.1	14.5	15.6	13.3	13.4	
YES!	3.6	4.1	4.4	5.3	4.2	
N of Valid	169	220	160	113	662	
N of Miss	4	3	4	13	24	

Table 119: In the past year, have you felt depressed or sad MOST days, even if you felt okay sometimes?

Response	6	8	10	12	Total	
NO!	31.4	38.4	29.4	36.3	34.0	
no	25.4	26.5	28.7	26.5	26.8	
yes	29.6	25.1	31.9	22.1	27.4	
YES!	13.6	10.0	10.0	15.0	11.8	
N of Valid	169	219	160	113	661	
N of Miss	4	4	4	13	25	

Table 120: It is all right to beat up people if they start the fight.





Response	6	8	10	12	Total	
NO!	48.5	38.9	27.7	23.0	36.0	
no	16.0	24.0	24.5	29.2	23.0	
yes	20.7	19.9	29.6	22.1	22.8	
YES!	14.8	17.2	18.2	25.7	18.3	
N of Valid	169	221	159	113	662	
N of Miss	4	2	5	13	24	

Table 121: I think it is okay to take something without asking if you can get away with it.





Response	6	8	10	12	Total	
NO!	79.2	65.1	57.6	61.9	66.4	
no	20.2	27.1	34.8	32.7	28.2	
yes	0.6	6.9	6.3	0.9	4.1	
YES!	0.0	0.9	1.3	4.4	1.4	
N of Valid	168	218	158	113	657	
N of Miss	5	5	6	13	29	

Table 122: Sometimes we don't know what we will do as adults, but we may have an idea. Please answer how true these statements may be for you. WHEN I AM AN ADULT I WILL: smoke cigarettes.





Response	6	8	10	12	Total	
NO!	85.8	75.8	72.2	61.6	75.1	
no	9.5	18.7	19.0	19.6	16.6	
yes	3.6	3.2	5.1	12.5	5.3	
YES!	1.2	2.3	3.8	6.3	3.0	
N of Valid	169	219	158	112	658	
N of Miss	4	4	6	13	27	

Table 123: Sometimes we don't know what we will do as adults, but we may have an idea. Please answer how true these statements may be for you. WHEN I AM AN ADULT I WILL: drink beer, wine, or liquor.


Response	6	8	10	12	Total	
NO!	64.7	45.7	35.4	28.8	45.3	
no	18.2	17.8	21.5	21.6	19.5	
yes	15.9	31.5	32.3	36.9	28.6	
YES!	1.2	5.0	10.8	12.6	6.7	
N of Valid	170	219	158	111	658	
N of Miss	3	4	6	14	27	

Table 124: Sometimes we don't know what we will do as adults, but we may have an idea. Please answer how true these statements may be for you. WHEN I AM AN ADULT I WILL: smoke marijuana.


Response	6	8	10	12	Total	
NO!	94.0	84.5	76.3	67.0	81.9	
no	5.4	10.5	17.5	17.0	12.0	
yes	0.6	3.7	2.5	8.9	3.5	
YES!	0.0	1.4	3.8	7.1	2.6	
N of Valid	168	219	160	112	659	
N of Miss	5	4	4	14	27	

Table 125: Sometimes we don't know what we will do as adults, but we may have an idea. Please answer how true these statements may be for you. WHEN I AM AN ADULT I WILL: use LSD, cocaine, amphetamines or another illegal drug.


Response	6	8	10	12	Total	
NO!	95.2	90.9	85.0	92.0	90.7	
no	4.8	8.2	12.5	7.1	8.2	
yes	0.0	0.0	1.3	0.9	0.5	
YES!	0.0	0.9	1.3	0.0	0.6	
N of Valid	168	219	160	112	659	
N of Miss	5	4	4	14	27	

Table 126: How much do you think people risk harming themselves (physically or in other ways) if they: smoked one or more packs of cigarettes per day?

Response	6	8	10	12	Total	
No risk	8.4	4.1	3.8	5.5	5.4	
Slight risk	9.6	5.5	5.7	8.2	7.0	
Moderate risk	15.6	16.1	19.6	33.6	19.8	
Great risk	66.5	74.3	70.9	52.7	67.8	
N of Valid	167	218	158	110	653	
N of Miss	5	5	6	16	32	

Table 127: How much do you think people risk harming themselves (physically or in other ways) if they: try marijuana once or twice?

Response	6	8	10	12	Total	
No risk	9.6	9.7	14.7	25.2	13.5	
Slight risk	18.1	17.5	22.4	26.1	20.3	
Moderate risk	35.5	25.8	19.9	18.9	25.7	
Great risk	36.7	47.0	42.9	29.7	40.5	
N of Valid	166	217	156	111	650	
N of Miss	6	6	8	15	35	

Table 128: How much do you think people risk harming themselves (physically or in other ways) if they: smoke marijuana regularly?

Response	6	8	10	12	Total	
No risk	9.0	6.0	7.7	13.8	8.5	
Slight risk	4.8	5.1	8.3	19.3	8.2	
Moderate risk	10.8	7.9	14.7	18.3	12.0	
Great risk	75.4	81.0	69.2	48.6	71.3	
N of Valid	167	216	156	109	648	
N of Miss	6	7	8	17	38	

Table 129: How much do you think people risk harming themselves (physically or in other ways) if they: take one or two drinks of an alcoholic beverage (beer, wine, liquor) nearly every day?


Response	6	8	10	12	Total	
No risk	11.4	7.4	8.9	18.0	10.6	
Slight risk	22.8	25.9	26.8	24.3	25.0	
Moderate risk	29.9	29.2	24.2	28.8	28.1	
Great risk	35.9	37.5	40.1	28.8	36.3	
N of Valid	167	216	157	111	651	
N of Miss	6	7	7	15	35	

Table 130: How much do you think people risk harming themselves (physically or in other ways) if they: have five or more drinks once or twice each weekend?

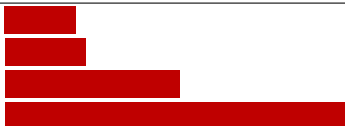
Response	6	8	10	12	Total	
No risk	10.2	6.5	9.0	12.6	9.1	
Slight risk	7.8	8.8	13.5	15.3	10.8	
Moderate risk	26.3	27.4	22.4	28.8	26.2	
Great risk	55.7	57.2	55.1	43.2	53.9	
N of Valid	167	215	156	111	649	
N of Miss	6	8	8	15	37	

Table 131: Have you ever used smokeless tobacco (chew, snuff, plug, dipping tobacco, or chewing tobacco)?


Response	6	8	10	12	Total	
Never	91.7	85.6	75.6	69.1	82.0	
Once or Twice	4.1	8.8	11.5	10.0	8.5	
Once in a while but not regularly	3.0	3.3	4.5	3.6	3.5	
Regularly in the past	0.6	0.9	2.6	4.5	1.8	
Regularly now	0.6	1.4	5.8	12.7	4.2	
N of Valid	169	215	156	110	650	
N of Miss	4	8	7	16	35	

Table 132: How often have you taken smokeless tobacco during the past 30 days?


Response	6	8	10	12	Total	
Not at all	97.0	95.3	89.7	80.9	92.0	
Once or twice	1.2	3.7	3.9	3.6	3.1	
Once or twice per week	1.2	0.0	1.3	0.0	0.6	
Three to five times per week	0.0	0.0	0.6	0.9	0.3	
About once a day	0.0	0.5	0.6	0.9	0.5	
More than once a day	0.6	0.5	3.9	13.6	3.5	
N of Valid	169	214	155	110	648	
N of Miss	4	9	9	16	38	

Table 133: Have you ever smoked cigarettes?


Response	6	8	10	12	Total	
Never	91.1	83.2	68.4	45.0	75.2	
Once or Twice	6.0	9.8	11.0	22.0	11.1	
Once in a while but not regularly	1.2	2.3	10.3	15.6	6.2	
Regularly in the past	1.2	2.3	5.8	3.7	3.1	
Regularly now	0.6	2.3	4.5	13.8	4.3	
N of Valid	168	214	155	109	646	
N of Miss	5	9	8	17	39	

Table 134: How frequently have you smoked cigarettes during the past 30 days?


Response	6	8	10	12	Total	
Not at all	97.6	93.5	83.9	75.2	89.2	
Less than one cigarette per day	1.8	4.2	9.0	7.3	5.3	
One to five cigarettes per day	0.6	0.9	4.5	10.1	3.3	
About one-half pack per day	0.0	0.9	1.3	3.7	1.2	
About one pack per day	0.0	0.5	0.0	1.8	0.5	
About one and one-half packs per day	0.0	0.0	0.6	0.9	0.3	
Two packs or more per day	0.0	0.0	0.6	0.9	0.3	
N of Valid	167	215	155	109	646	
N of Miss	6	8	9	17	40	

Table 135: Which statement best describes rules about smoking inside your home?






Response	6	8	10	12	Total	
Smoking is not allowed anywhere inside your home	71.1	71.7	74.2	67.0	71.3	
Smoking is allowed in some places and at some times	7.2	4.2	5.8	8.3	6.1	
Smoking is allowed anywhere inside the home	3.0	3.3	1.9	5.5	3.3	
There are no rules about smoking inside the home	3.0	5.2	6.5	12.8	6.2	
I don't know	15.7	15.6	11.6	6.4	13.1	
N of Valid	166	212	155	109	642	
N of Miss	7	10	8	17	42	

Table 136: Which statement best describes rules about smoking in your family cars?







Response	6	8	10	12	Total	
Smoking is never allowed in any car	66.7	59.4	65.4	57.0	62.3	
Smoking is allowed sometimes or in some cars	10.3	9.0	9.6	14.0	10.3	
Smoking is allowed in any car anytime	3.6	4.2	5.8	9.3	5.3	
There are no rules about smoking in the car	6.7	9.4	9.0	10.3	8.8	
We do not have a family car	0.6	0.5	1.9	1.9	1.1	
I don't know	12.1	17.5	8.3	7.5	12.2	
N of Valid	165	212	156	107	640	
N of Miss	8	11	8	19	46	

Table 137: During this school year, were you taught in any of your classes about the dangers of tobacco use?

Response	6	8	10	12	Total	
Strongly agree	47.0	39.3	26.6	23.8	35.6	
Agree	27.4	27.5	34.4	29.5	29.5	
Disagree	3.0	10.0	7.8	18.1	9.0	
Strongly disagree	7.9	3.3	11.0	14.3	8.2	
I don't know	14.6	19.9	20.1	14.3	17.7	
N of Valid	164	211	154	105	634	
N of Miss	9	12	10	20	51	

Table 138: During the past 12 months, have you participated in any community activities to discourage people your age from using cigarettes, chewing tobacco, snuff, dip or cigars?

Response	6	8	10	12	Total	
Strongly agree	36.2	21.4	11.7	15.1	21.8	
Agree	19.6	27.1	23.4	20.8	23.2	
Disagree	13.5	12.4	16.2	21.7	15.2	
Strongly disagree	16.0	17.6	20.1	24.5	19.0	
I don't know	14.7	21.4	28.6	17.9	20.9	
N of Valid	163	210	154	106	633	
N of Miss	10	13	10	19	52	

Table 139: On how many occasions have you had alcoholic beverages (beer, wine or hard liquor) to drink in your lifetime - more than just a few sips?

Response	6	8	10	12	Total	
0	83.0	73.0	54.8	35.2	64.9	
1-2	10.9	12.8	14.8	12.4	12.7	
3-5	3.0	5.2	10.3	10.5	6.8	
6-9	1.8	3.3	6.5	1.9	3.5	
10-19	1.2	3.3	4.5	9.5	4.1	
20-39	0.0	1.9	3.9	11.4	3.5	
40+	0.0	0.5	5.2	19.0	4.6	
N of Valid	165	211	155	105	636	
N of Miss	8	11	9	20	48	

Table 140: On how many occasions have you had beer, wine or hard liquor to drink during the past 30 days?


Response	6	8	10	12	Total	
0	97.0	94.3	81.9	63.5	86.9	
1-2	3.0	2.4	9.0	21.2	7.2	
3-5	0.0	1.9	3.9	2.9	2.0	
6-9	0.0	0.5	0.6	4.8	1.1	
10-19	0.0	0.5	2.6	4.8	1.6	
20-39	0.0	0.5	1.3	1.9	0.8	
40+	0.0	0.0	0.6	1.0	0.3	
N of Valid	165	211	155	104	635	
N of Miss	8	12	9	22	51	

Table 141: On how many occasions have you used marijuana (grass, pot) or hashish (hash, hash oil) in your lifetime?


Response	6	8	10	12	Total	
0	99.4	93.4	81.8	70.2	88.4	
1-2	0.0	2.4	5.8	6.7	3.3	
3-5	0.6	1.4	5.2	8.7	3.3	
6-9	0.0	0.5	1.3	0.0	0.5	
10-19	0.0	0.9	0.6	2.9	0.9	
20-39	0.0	0.0	1.9	1.9	0.8	
40+	0.0	1.4	3.2	9.6	2.8	
N of Valid	166	212	154	104	636	
N of Miss	7	11	10	22	50	

Table 142: On how many occasions have you used marijuana (grass, pot) or hashish (hash, hash oil) during the past 30 days?


Response	6	8	10	12	Total	
0	100.0	96.7	96.1	87.5	95.9	
1-2	0.0	1.4	1.3	2.9	1.3	
3-5	0.0	0.0	0.6	1.9	0.5	
6-9	0.0	0.9	1.3	1.0	0.8	
10-19	0.0	0.0	0.0	1.0	0.2	
20-39	0.0	0.5	0.0	0.0	0.2	
40+	0.0	0.5	0.6	5.8	1.3	
N of Valid	165	212	154	104	635	
N of Miss	8	11	10	22	51	

Table 143: On how many occasions have you used LSD or other psychedelics in your lifetime?





Response	6	8	10	12	Total	
0	100.0	99.5	100.0	96.2	99.2	
1-2	0.0	0.0	0.0	2.9	0.5	
3-5	0.0	0.0	0.0	1.0	0.2	
6-9	0.0	0.0	0.0	0.0	0.0	
10-19	0.0	0.0	0.0	0.0	0.0	
20-39	0.0	0.0	0.0	0.0	0.0	
40+	0.0	0.5	0.0	0.0	0.2	
N of Valid	165	211	154	104	634	
N of Miss	8	12	10	22	52	

Table 144: On how many occasions have you used LSD or other psychedelics during the past 30 days?



Response	6	8	10	12	Total	
0	100.0	99.5	100.0	100.0	99.8	
1-2	0.0	0.0	0.0	0.0	0.0	
3-5	0.0	0.0	0.0	0.0	0.0	
6-9	0.0	0.5	0.0	0.0	0.2	
10-19	0.0	0.0	0.0	0.0	0.0	
20-39	0.0	0.0	0.0	0.0	0.0	
40+	0.0	0.0	0.0	0.0	0.0	
N of Valid	165	212	154	104	635	
N of Miss	8	11	10	22	51	

Table 145: On how many occasions have you used cocaine or crack in your lifetime?




Response	6	8	10	12	Total	
0	100.0	99.5	98.1	98.1	99.1	
1-2	0.0	0.5	1.9	1.0	0.8	
3-5	0.0	0.0	0.0	1.0	0.2	
6-9	0.0	0.0	0.0	0.0	0.0	
10-19	0.0	0.0	0.0	0.0	0.0	
20-39	0.0	0.0	0.0	0.0	0.0	
40+	0.0	0.0	0.0	0.0	0.0	
N of Valid	166	212	154	104	636	
N of Miss	7	11	10	22	50	

Table 146: On how many occasions have you used cocaine or crack during the past 30 days?


Response	6	8	10	12	Total	
0	100.0	100.0	100.0	100.0	100.0	
1-2	0.0	0.0	0.0	0.0	0.0	
3-5	0.0	0.0	0.0	0.0	0.0	
6-9	0.0	0.0	0.0	0.0	0.0	
10-19	0.0	0.0	0.0	0.0	0.0	
20-39	0.0	0.0	0.0	0.0	0.0	
40+	0.0	0.0	0.0	0.0	0.0	
N of Valid	165	210	153	103	631	
N of Miss	8	12	11	23	54	

Table 147: On how many occasions have you sniffed glue, breathed the contents of an aerosol spray can, or inhaled other gases or sprays, in order to get high in your lifetime?








Response	6	8	10	12	Total	
0	93.3	90.6	91.4	90.4	91.5	
1-2	4.9	4.7	6.6	3.8	5.1	
3-5	1.8	2.8	0.7	1.0	1.7	
6-9	0.0	0.9	0.0	2.9	0.8	
10-19	0.0	0.5	0.7	1.0	0.5	
20-39	0.0	0.0	0.7	1.0	0.3	
40+	0.0	0.5	0.0	0.0	0.2	
N of Valid	164	212	152	104	632	
N of Miss	9	11	12	22	54	

Table 148: On how many occasions have you sniffed glue, breathed the contents of an aerosol spray can, or inhaled other gases or sprays, in order to get high during the past 30 days?




Response	6	8	10	12	Total	
0	99.4	97.2	98.0	97.1	97.9	
1-2	0.6	1.9	1.3	1.9	1.4	
3-5	0.0	0.9	0.7	1.0	0.6	
6-9	0.0	0.0	0.0	0.0	0.0	
10-19	0.0	0.0	0.0	0.0	0.0	
20-39	0.0	0.0	0.0	0.0	0.0	
40+	0.0	0.0	0.0	0.0	0.0	
N of Valid	164	212	153	104	633	
N of Miss	9	11	11	22	53	

Table 149: On how many occasions have you used phenoxydine (pox, px, breeze) in your lifetime?


Response	6	8	10	12	Total	
0	100.0	100.0	100.0	100.0	100.0	
1-2	0.0	0.0	0.0	0.0	0.0	
3-5	0.0	0.0	0.0	0.0	0.0	
6-9	0.0	0.0	0.0	0.0	0.0	
10-19	0.0	0.0	0.0	0.0	0.0	
20-39	0.0	0.0	0.0	0.0	0.0	
40+	0.0	0.0	0.0	0.0	0.0	
N of Valid	161	212	153	104	630	
N of Miss	12	11	11	22	56	

Table 150: On how many occasions have you used phenoxydine (pox, px, breeze) during the past 30 days?


Response	6	8	10	12	Total	
0	100.0	100.0	100.0	100.0	100.0	
1-2	0.0	0.0	0.0	0.0	0.0	
3-5	0.0	0.0	0.0	0.0	0.0	
6-9	0.0	0.0	0.0	0.0	0.0	
10-19	0.0	0.0	0.0	0.0	0.0	
20-39	0.0	0.0	0.0	0.0	0.0	
40+	0.0	0.0	0.0	0.0	0.0	
N of Valid	162	210	153	103	628	
N of Miss	11	13	11	23	58	

Table 151: On how many occasions have you used sedatives (tranquilizers, such as Valium or Xanax, barbiturates, or sleeping pills) without a doctor telling you to take them, in your lifetime?








Response	6	8	10	12	Total	
0	94.5	94.3	90.8	84.6	91.9	
1-2	3.1	3.3	3.3	6.7	3.8	
3-5	1.2	1.0	0.7	1.9	1.1	
6-9	0.0	0.5	2.0	1.0	0.8	
10-19	0.0	0.5	2.6	1.0	1.0	
20-39	0.0	0.0	0.7	1.0	0.3	
40+	1.2	0.5	0.0	3.8	1.1	
N of Valid	163	209	153	104	629	
N of Miss	10	13	11	22	56	

Table 152: On how many occasions have you used sedatives (tranquilizers, such as Valium or Xanax, barbiturates, or sleeping pills) without a doctor telling you to take them, during the past 30 days?







Response	6	8	10	12	Total	
0	96.3	97.1	96.1	94.2	96.2	
1-2	2.4	1.4	2.6	1.9	2.1	
3-5	0.6	0.5	1.3	1.9	1.0	
6-9	0.0	0.0	0.0	0.0	0.0	
10-19	0.0	1.0	0.0	1.0	0.5	
20-39	0.6	0.0	0.0	0.0	0.2	
40+	0.0	0.0	0.0	1.0	0.2	
N of Valid	164	210	153	104	631	
N of Miss	9	13	11	22	55	

Table 153: On how many occasions have you used methamphetamines (meth, speed, crank, crystal meth) in your lifetime?






Response	6	8	10	12	Total	
0	99.4	99.5	97.4	93.2	97.9	
1-2	0.6	0.0	1.3	2.9	1.0	
3-5	0.0	0.5	0.7	1.9	0.6	
6-9	0.0	0.0	0.0	0.0	0.0	
10-19	0.0	0.0	0.0	0.0	0.0	
20-39	0.0	0.0	0.0	1.0	0.2	
40+	0.0	0.0	0.7	1.0	0.3	
N of Valid	163	209	152	103	627	
N of Miss	10	14	12	23	59	

Table 154: On how many occasions have you used methamphetamines (meth, speed, crank, crystal meth) in the past 30 days?



Response	6	8	10	12	Total	
0	100.0	100.0	99.3	100.0	99.8	
1-2	0.0	0.0	0.0	0.0	0.0	
3-5	0.0	0.0	0.0	0.0	0.0	
6-9	0.0	0.0	0.0	0.0	0.0	
10-19	0.0	0.0	0.0	0.0	0.0	
20-39	0.0	0.0	0.7	0.0	0.2	
40+	0.0	0.0	0.0	0.0	0.0	
N of Valid	163	209	153	104	629	
N of Miss	10	14	11	22	57	

Table 155: On how many occasions have you used stimulants, other than Methamphetamines (such as amphetamines, Ritalin or Dexedrine) without a doctor telling you to take them, in your lifetime?








Response	6	8	10	12	Total	
0	100.0	99.0	97.4	92.3	97.8	
1-2	0.0	0.0	0.7	1.9	0.5	
3-5	0.0	0.0	0.7	1.9	0.5	
6-9	0.0	0.5	0.0	2.9	0.6	
10-19	0.0	0.0	0.7	0.0	0.2	
20-39	0.0	0.5	0.0	0.0	0.2	
40+	0.0	0.0	0.7	1.0	0.3	
N of Valid	163	208	152	104	627	
N of Miss	10	15	12	22	59	

Table 156: On how many occasions have you used stimulants, other than Methamphetamines (such as amphetamines, Ritalin or Dexedrine) without a doctor telling you to take them, during the past 30 days?




Response	6	8	10	12	Total	
0	100.0	99.0	99.3	97.1	99.0	
1-2	0.0	0.5	0.7	1.9	0.6	
3-5	0.0	0.5	0.0	1.0	0.3	
6-9	0.0	0.0	0.0	0.0	0.0	
10-19	0.0	0.0	0.0	0.0	0.0	
20-39	0.0	0.0	0.0	0.0	0.0	
40+	0.0	0.0	0.0	0.0	0.0	
N of Valid	163	206	152	104	625	
N of Miss	10	17	12	22	61	

Table 157: On how many occasions have you used heroin or other opiates in your lifetime?



Response	6	8	10	12	Total	
0	100.0	100.0	100.0	99.0	99.8	
1-2	0.0	0.0	0.0	0.0	0.0	
3-5	0.0	0.0	0.0	0.0	0.0	
6-9	0.0	0.0	0.0	0.0	0.0	
10-19	0.0	0.0	0.0	0.0	0.0	
20-39	0.0	0.0	0.0	0.0	0.0	
40+	0.0	0.0	0.0	1.0	0.2	
N of Valid	163	207	151	103	624	
N of Miss	10	16	13	23	62	

Table 158: On how many occasions have you used heroin or other opiates during the past 30 days?



Response	6	8	10	12	Total	
0	100.0	100.0	100.0	99.0	99.8	
1-2	0.0	0.0	0.0	1.0	0.2	
3-5	0.0	0.0	0.0	0.0	0.0	
6-9	0.0	0.0	0.0	0.0	0.0	
10-19	0.0	0.0	0.0	0.0	0.0	
20-39	0.0	0.0	0.0	0.0	0.0	
40+	0.0	0.0	0.0	0.0	0.0	
N of Valid	163	209	151	103	626	
N of Miss	10	14	13	23	60	

Table 159: On how many occasions have you used MDMA ('X', 'E', or ecstasy) in your lifetime?






Response	6	8	10	12	Total	
0	100.0	99.0	99.3	95.1	98.7	
1-2	0.0	0.5	0.7	2.0	0.6	
3-5	0.0	0.0	0.0	2.0	0.3	
6-9	0.0	0.0	0.0	0.0	0.0	
10-19	0.0	0.0	0.0	1.0	0.2	
20-39	0.0	0.0	0.0	0.0	0.0	
40+	0.0	0.5	0.0	0.0	0.2	
N of Valid	163	208	150	102	623	
N of Miss	10	15	14	24	63	

Table 160: On how many occasions have you used MDMA ('X', 'E', or ecstasy) during the past 30 days?




Response	6	8	10	12	Total	
0	100.0	99.5	99.3	100.0	99.7	
1-2	0.0	0.0	0.0	0.0	0.0	
3-5	0.0	0.0	0.7	0.0	0.2	
6-9	0.0	0.5	0.0	0.0	0.2	
10-19	0.0	0.0	0.0	0.0	0.0	
20-39	0.0	0.0	0.0	0.0	0.0	
40+	0.0	0.0	0.0	0.0	0.0	
N of Valid	163	208	151	102	624	
N of Miss	10	15	13	24	62	

Table 161: On how many occasions have you taken prescription drugs (such as Valium, Xanax, Ritalin, Adderall, OxyContin, Darvocet, or sleeping pills) on your own-that is, without a doctor telling you to take them in your lifetime?








Response	6	8	10	12	Total	
0	97.5	92.8	93.4	82.4	92.5	
1-2	1.8	3.9	2.0	4.9	3.0	
3-5	0.6	1.0	1.3	2.0	1.1	
6-9	0.0	1.4	2.0	2.0	1.3	
10-19	0.0	0.5	0.0	0.0	0.2	
20-39	0.0	0.0	0.0	2.0	0.3	
40+	0.0	0.5	1.3	6.9	1.6	
N of Valid	163	207	151	102	623	
N of Miss	10	16	13	24	63	

Table 162: On how many occasions have you taken prescription drugs (such as Valium, Xanax, Ritalin, Adderall, OxyContin, Darvocet, or sleeping pills) on your own-that is, without a doctor telling you to take them during the past 30 days?






Response	6	8	10	12	Total	
0	98.8	96.2	97.3	95.1	96.9	
1-2	0.6	1.9	2.0	1.0	1.4	
3-5	0.6	1.4	0.7	1.0	1.0	
6-9	0.0	0.0	0.0	1.0	0.2	
10-19	0.0	0.5	0.0	2.0	0.5	
20-39	0.0	0.0	0.0	0.0	0.0	
40+	0.0	0.0	0.0	0.0	0.0	
N of Valid	162	208	150	102	622	
N of Miss	11	15	14	24	64	

Table 163: On how many occasions have you taken non-prescription medicines such as diet pills (for example, Dietac, Dexatrim or Prolamine), stay-awake pills (for example No-Doz, Vivarin, or Wake), or cough or cold medicines (robos, DXM, etc.) to get high in your lifetime?


Response	6	8	10	12	Total	
0	98.8	95.7	98.0	92.2	96.5	
1-2	0.6	1.9	0.0	2.0	1.1	
3-5	0.0	1.4	0.0	3.9	1.1	
6-9	0.6	0.5	0.7	0.0	0.5	
10-19	0.0	0.0	0.7	1.0	0.3	
20-39	0.0	0.0	0.0	1.0	0.2	
40+	0.0	0.5	0.7	0.0	0.3	
N of Valid	163	208	149	102	622	
N of Miss	10	15	15	24	64	

Table 164: On how many occasions have you taken non-prescription medicines such as diet pills (for example, Dietac, Dexatrim or Prolamine), stay-awake pills (for example No-Doz, Vivarin, or Wake), or cough or cold medicines (robos, DXM, etc.) to get high during the past 30 days?


Response	6	8	10	12	Total	
0	98.8	97.1	98.0	98.0	97.9	
1-2	1.2	1.9	0.0	0.0	1.0	
3-5	0.0	1.0	1.3	1.0	0.8	
6-9	0.0	0.0	0.7	0.0	0.2	
10-19	0.0	0.0	0.0	1.0	0.2	
20-39	0.0	0.0	0.0	0.0	0.0	
40+	0.0	0.0	0.0	0.0	0.0	
N of Valid	163	208	151	102	624	
N of Miss	10	15	13	24	62	

Table 165: On how many occasions have you been drunk or very high from drinking alcoholic beverages during the past 30 days?








Response	6	8	10	12	Total	
0	100.0	96.7	90.1	81.2	93.4	
1-2	0.0	2.4	6.6	6.9	3.5	
3-5	0.0	0.5	1.3	5.9	1.4	
6-9	0.0	0.0	0.7	1.0	0.3	
10-19	0.0	0.5	1.3	2.0	0.8	
20-39	0.0	0.0	0.0	1.0	0.2	
40+	0.0	0.0	0.0	2.0	0.3	
N of Valid	162	209	151	101	623	
N of Miss	11	14	13	25	63	

Table 166: On how many occasions have you drunk flavored alcoholic beverages, sometimes called 'alcopops' (like Mike's Hard Lemonade, Smirnoff Ice, Bacardi Breezers, etc.) in your lifetime?








Response	6	8	10	12	Total	
0	95.7	78.9	69.5	50.0	76.3	
1-2	1.2	12.9	12.6	11.8	9.6	
3-5	2.5	4.3	8.6	9.8	5.8	
6-9	0.6	1.0	2.6	7.8	2.4	
10-19	0.0	1.4	2.6	6.9	2.2	
20-39	0.0	1.0	2.6	4.9	1.8	
40+	0.0	0.5	1.3	8.8	1.9	
N of Valid	163	209	151	102	625	
N of Miss	10	14	13	24	61	

Table 167: On how many occasions have you drunk flavored alcoholic beverages, sometimes called 'alcopops' (like Mike's Hard Lemonade, Smirnoff Ice, Bacardi Breezers, etc.) during the past 30 days?


Response	6	8	10	12	Total	
0	99.4	94.7	94.0	78.4	93.1	
1-2	0.6	3.4	4.0	11.8	4.2	
3-5	0.0	1.0	2.0	5.9	1.8	
6-9	0.0	0.5	0.0	1.0	0.3	
10-19	0.0	0.5	0.0	2.0	0.5	
20-39	0.0	0.0	0.0	1.0	0.2	
40+	0.0	0.0	0.0	0.0	0.0	
N of Valid	162	208	149	102	621	
N of Miss	11	15	14	24	64	

Table 168: Think back over the last two weeks. How many times have you had five or more alcoholic drinks in a row?


Response	6	8	10	12	Total	
None	97.5	94.5	91.7	78.0	91.9	
Once	2.5	2.5	1.4	7.0	3.0	
Twice	0.0	0.5	3.4	9.0	2.5	
3-5 times	0.0	2.0	1.4	2.0	1.3	
6-9 times	0.0	0.0	1.4	1.0	0.5	
10 or more times	0.0	0.5	0.7	3.0	0.8	
N of Valid	161	200	145	100	606	
N of Miss	12	23	19	26	80	

Table 169: During the past 30 days, how many times did you ride in a car or other vehicle driven by someone who had been drinking alcohol?


Response	6	8	10	12	Total	
0 times	85.2	83.4	88.1	84.0	85.1	
1 time	7.4	7.0	8.4	8.0	7.6	
2 or 3 times	5.6	5.0	1.4	5.0	4.3	
4 or 5 times	0.0	2.0	1.4	2.0	1.3	
6 or more times	1.9	2.5	0.7	1.0	1.7	
N of Valid	162	199	143	100	604	
N of Miss	11	24	21	26	82	

Table 170: During the past 30 days, how many times did you drive a car or other vehicle when you had been drinking alcohol?

Response	6	8	10	12	Total	
I did not drive a car in the past 30 days	49.0	47.6	30.9	15.2	38.5	
0 times	50.3	50.3	67.6	78.8	59.3	
1 time	0.6	1.6	0.0	3.0	1.2	
2 or 3 times	0.0	0.0	1.4	2.0	0.7	
4 or 5 times	0.0	0.0	0.0	0.0	0.0	
6 or more times	0.0	0.5	0.0	1.0	0.3	
N of Valid	155	189	139	99	582	
N of Miss	13	27	22	26	88	

Table 171: If you drank alcohol (not just a sip or taste) in the past year, how did you usually get it?

Response	6	8	10	12	Total	
I did not drink alcohol in the past year	93.0	78.8	66.7	43.8	74.0	
I bought it myself with a fake ID	0.0	0.0	0.0	0.0	0.0	
I bought it myself without a fake ID	0.0	0.0	0.0	0.0	0.0	
I got it from someone I know age 21 or older	2.5	6.7	14.2	32.3	11.6	
I got it from someone I know under age 21	0.0	1.0	4.3	4.2	2.0	
I got it from my brother or sister	0.6	1.0	2.1	1.0	1.2	
I got it from home with my parents' permission	1.3	5.2	3.5	5.2	3.7	
I got it from home without my parents' permission	0.0	2.1	3.5	1.0	1.7	
I got it from another relative	0.6	0.5	2.1	1.0	1.0	
A stranger bought it for me	0.0	0.5	0.7	1.0	0.5	
I took it from a store or shop	0.0	0.0	0.7	0.0	0.2	
Other	1.9	4.1	2.1	10.4	4.1	
N of Valid	158	193	141	96	588	
N of Miss	15	30	22	28	95	

Table 172: If you drank alcohol (not just a sip or taste) in the past year, where did you usually drink it?

Response	6	8	10	12	Total	
I did not drink alcohol in the past year	91.2	80.6	65.5	44.2	74.0	
at my home	3.8	7.9	7.9	11.6	7.4	
at someone else's home	3.1	7.9	19.4	30.5	13.0	
at an open area like a park, beach, field, back road, woods, or a street corner	1.9	1.6	5.8	8.4	3.8	
at a sporting event or concert	0.0	0.0	0.7	0.0	0.2	
at a restaurant, bar, or a nightclub	0.0	0.5	0.0	1.1	0.3	
at an empty building or a construction site	0.0	1.0	0.0	1.1	0.5	
at a hotel/motel	0.0	0.0	0.7	1.1	0.3	
in a car	0.0	0.5	0.0	2.1	0.5	
at school	0.0	0.0	0.0	0.0	0.0	
N of Valid	159	191	139	95	584	
N of Miss	14	31	23	27	95	

Table 173: During the last month, about how many marijuana cigarettes, or the equivalent, did you smoke a day, on the average?

Response	6	8	10	12	Total	
None	98.1	96.4	93.0	85.0	94.1	
Less than 1 a day	1.2	1.0	2.8	4.0	2.0	
1 a day	0.0	0.0	0.7	2.0	0.5	
2-3 a day	0.0	1.6	0.7	3.0	1.2	
4-6 a day	0.6	0.0	1.4	1.0	0.7	
7-10 a day	0.0	0.5	0.7	3.0	0.8	
11 or more a day	0.0	0.5	0.7	2.0	0.7	
N of Valid	161	193	142	100	596	
N of Miss	12	30	22	26	90	

Table 174: How wrong would most adults (over 21) in your neighborhood think it is for kids your age: to use marijuana?





Response	6	8	10	12	Total	
Very wrong	91.8	88.3	72.1	69.8	82.3	
Wrong	5.7	8.0	17.1	16.7	11.0	
A little bit wrong	1.9	2.1	8.6	8.3	4.6	
Not wrong at all	0.6	1.6	2.1	5.2	2.1	
N of Valid	158	188	140	96	582	
N of Miss	14	35	24	30	103	

Table 175: How wrong would most adults (over 21) in your neighborhood think it is for kids your age: to drink alcohol?





Response	6	8	10	12	Total	
Very wrong	82.9	73.9	45.0	41.7	64.1	
Wrong	8.9	14.4	30.7	17.7	17.4	
A little bit wrong	5.1	9.6	15.7	27.1	12.7	
Not wrong at all	3.2	2.1	8.6	13.5	5.8	
N of Valid	158	188	140	96	582	
N of Miss	15	35	24	30	104	

Table 176: How wrong would most adults (over 21) in your neighborhood think it is for kids your age: to smoke cigarettes?





Response	6	8	10	12	Total	
Very wrong	86.1	77.1	52.9	46.9	68.7	
Wrong	9.5	11.7	27.9	19.8	16.3	
A little bit wrong	1.9	6.4	12.9	17.7	8.6	
Not wrong at all	2.5	4.8	6.4	15.6	6.4	
N of Valid	158	188	140	96	582	
N of Miss	15	35	24	30	104	

Table 177: How much do each of the following statements describe your neighborhood? crime and/or drug selling


Response	6	8	10	12	Total	
NO!	84.9	81.1	58.0	71.4	75.0	
no	8.8	11.9	29.7	18.4	16.4	
yes	5.0	5.9	10.1	8.2	7.1	
YES!	1.3	1.1	2.2	2.0	1.6	
N of Valid	159	185	138	98	580	
N of Miss	14	38	26	28	106	

Table 178: How much do each of the following statements describe your neighborhood? fights


Response	6	8	10	12	Total	
NO!	70.3	68.6	52.2	57.1	63.2	
no	12.0	18.4	25.4	24.5	19.3	
yes	14.6	9.2	16.7	16.3	13.6	
YES!	3.2	3.8	5.8	2.0	3.8	
N of Valid	158	185	138	98	579	
N of Miss	15	38	26	28	107	

Table 179: How much do each of the following statements describe your neighborhood? lots of empty or abandoned buildings


Response	6	8	10	12	Total	
NO!	75.9	71.4	59.4	65.3	68.7	
no	15.2	19.5	28.3	28.6	21.9	
yes	5.7	8.6	12.3	4.1	7.9	
YES!	3.2	0.5	0.0	2.0	1.4	
N of Valid	158	185	138	98	579	
N of Miss	15	38	26	28	107	

Table 180: How much do each of the following statements describe your neighborhood? lots of graffiti

Response	6	8	10	12	Total	
NO!	82.3	81.6	73.2	77.6	79.1	
no	14.6	15.1	23.2	20.4	17.8	
yes	3.2	3.2	3.6	1.0	2.9	
YES!	0.0	0.0	0.0	1.0	0.2	
N of Valid	158	185	138	98	579	
N of Miss	15	38	26	28	107	

Table 181: If I had to move, I would miss the neighborhood I now live in.

Response	6	8	10	12	Total	
NO!	11.5	10.9	13.2	16.5	12.5	
no	8.3	13.6	19.1	16.5	13.9	
yes	17.8	28.3	25.0	40.2	26.7	
YES!	62.4	47.3	42.6	26.8	46.9	
N of Valid	157	184	136	97	574	
N of Miss	16	39	28	29	112	

Table 182: My neighbors notice when I am doing a good job and let me know about it.

Response	6	8	10	12	Total	
NO!	32.5	28.0	33.1	32.7	31.2	
no	26.1	34.1	29.4	35.7	31.1	
yes	24.2	22.0	23.5	20.4	22.7	
YES!	17.2	15.9	14.0	11.2	15.0	
N of Valid	157	182	136	98	573	
N of Miss	16	41	28	28	113	

Table 183: I like my neighborhood.

Response	6	8	10	12	Total
NO!	8.3	9.3	11.2	16.3	10.7
no	7.1	4.9	12.7	14.3	8.9
yes	28.8	40.1	38.8	41.8	37.0
YES!	55.8	45.6	37.3	27.6	43.3
N of Valid	156	182	134	98	570
N of Miss	17	41	29	28	115

Table 184: There are lots of adults in my neighborhood I could talk to about something important.

Response	6	8	10	12	Total
NO!	23.7	19.8	25.7	25.5	23.3
no	18.6	30.2	27.9	27.6	26.0
yes	29.5	28.0	31.6	30.6	29.7
YES!	28.2	22.0	14.7	16.3	21.0
N of Valid	156	182	136	98	572
N of Miss	17	41	28	28	114

Table 185: I'd like to get out of my neighborhood.

Response	6	8	10	12	Total
NO!	61.0	45.5	35.6	33.7	45.3
no	25.3	36.0	37.0	30.6	32.4
yes	6.5	12.4	14.1	21.4	12.7
YES!	7.1	6.2	13.3	14.3	9.6
N of Valid	154	178	135	98	565
N of Miss	19	44	28	28	119

Table 186: There are people in my neighborhood who are proud of me when I do something well.

Response	6	8	10	12	Total	
NO!	27.0	18.6	24.3	19.4	22.4	
no	19.1	19.8	26.5	25.5	22.2	
yes	27.0	37.9	33.8	41.8	34.6	
YES!	27.0	23.7	15.4	13.3	20.8	
N of Valid	152	177	136	98	563	
N of Miss	21	46	28	28	123	

Table 187: There are people in my neighborhood who encourage me to do my best.

Response	6	8	10	12	Total	
NO!	20.4	16.7	23.7	19.4	19.8	
no	15.1	17.2	24.4	26.5	20.0	
yes	28.9	40.6	28.9	38.8	34.3	
YES!	35.5	25.6	23.0	15.3	25.8	
N of Valid	152	180	135	98	565	
N of Miss	21	43	29	28	121	

Table 188: I feel safe in my neighborhood.

Response	6	8	10	12	Total	
NO!	6.0	3.9	5.9	7.1	5.5	
no	10.0	8.9	9.6	7.1	9.1	
yes	30.7	38.5	45.6	49.0	40.0	
YES!	53.3	48.6	39.0	36.7	45.5	
N of Valid	150	179	136	98	563	
N of Miss	23	43	28	28	122	

Table 189: Which of the following activities for people your age are available in your community? sports teams?



Response	6	8	10	12	Total	
No	5.9	6.1	4.4	8.2	6.0	
Yes	94.1	93.9	95.6	91.8	94.0	
N of Valid	152	180	136	97	565	
N of Miss	21	43	28	29	121	

Table 190: Which of the following activities for people your age are available in your community? scouting?



Response	6	8	10	12	Total	
No	22.4	37.2	34.8	45.9	34.2	
Yes	77.6	62.8	65.2	54.1	65.8	
N of Valid	152	180	135	98	565	
N of Miss	21	43	29	28	121	

Table 191: Which of the following activities for people your age are available in your community? boys and girls clubs?



Response	6	8	10	12	Total	
No	53.6	48.0	50.0	52.0	50.7	
Yes	46.4	52.0	50.0	48.0	49.3	
N of Valid	153	179	134	98	564	
N of Miss	20	44	30	28	122	

Table 192: Which of the following activities for people your age are available in your community? 4-H clubs?



Response	6	8	10	12	Total	
No	19.7	24.7	29.4	33.7	26.1	
Yes	80.3	75.3	70.6	66.3	73.9	
N of Valid	152	178	136	98	564	
N of Miss	21	45	28	28	122	

Table 193: Which of the following activities for people your age are available in your community? service clubs?



Response	6	8	10	12	Total	
No	29.3	42.4	40.3	37.8	37.6	
Yes	70.7	57.6	59.7	62.2	62.4	
N of Valid	147	177	134	98	556	
N of Miss	25	46	30	28	129	

Table 194: If a kid smoked marijuana in your neighborhood would he or she be caught by the police?





Response	6	8	10	12	Total	
NO!	8.6	14.3	12.7	27.1	14.5	
no	19.1	30.9	41.0	53.1	33.9	
yes	30.9	30.9	35.8	13.5	29.1	
YES!	41.4	24.0	10.4	6.3	22.4	
N of Valid	152	175	134	96	557	
N of Miss	21	46	30	30	127	

Table 195: If a kid drank some beer, wine or hard liquor (for example, vodka, whiskey, or gin) in your neighborhood would he or she be caught by the police?





Response	6	8	10	12	Total	
NO!	12.5	15.9	20.1	33.0	19.0	
no	21.7	42.6	48.5	48.5	39.4	
yes	32.2	27.8	23.1	9.3	24.7	
YES!	33.6	13.6	8.2	9.3	17.0	
N of Valid	152	176	134	97	559	
N of Miss	21	47	30	29	127	

Table 196: If a kid carried a handgun in your neighborhood would he or she be caught by the police?





Response	6	8	10	12	Total	
NO!	10.5	14.8	14.2	21.6	14.6	
no	11.8	25.0	23.1	30.9	22.0	
yes	23.5	33.0	40.3	35.1	32.5	
YES!	54.2	27.3	22.4	12.4	30.9	
N of Valid	153	176	134	97	560	
N of Miss	20	47	30	29	126	

Table 197: If you wanted to get some cigarettes, how easy would it be for you to get some?





Response	6	8	10	12	Total	
Very hard	78.4	55.4	28.6	12.0	47.6	
Sort of hard	8.5	16.6	19.5	8.0	13.5	
Sort of easy	6.5	13.7	22.6	20.0	15.0	
Very easy	6.5	14.3	29.3	60.0	23.9	
N of Valid	153	175	133	100	561	
N of Miss	20	48	31	26	125	

Table 198: If you wanted to get some beer, wine or hard liquor (for example, vodka, whiskey, or gin), how easy would it be for you to get some?





Response	6	8	10	12	Total	
Very hard	71.1	54.0	30.1	16.0	46.2	
Sort of hard	16.4	17.2	14.3	12.0	15.4	
Sort of easy	8.6	16.1	25.6	29.0	18.6	
Very easy	3.9	12.6	30.1	43.0	19.9	
N of Valid	152	174	133	100	559	
N of Miss	21	49	31	26	127	

Table 199: If you wanted to get a drug like cocaine, LSD, or amphetamines, how easy would it be for you to get some?


Response	6	8	10	12	Total	
Very hard	96.7	85.5	64.7	52.0	77.6	
Sort of hard	1.3	6.9	20.3	28.0	12.4	
Sort of easy	1.3	5.2	10.5	9.0	6.1	
Very easy	0.7	2.3	4.5	11.0	3.9	
N of Valid	152	173	133	100	558	
N of Miss	21	50	31	26	128	

Table 200: If you wanted to get a handgun, how easy would it be for you to get one?


Response	6	8	10	12	Total	
Very hard	75.8	61.0	48.1	42.0	58.6	
Sort of hard	11.8	15.1	21.8	14.0	15.6	
Sort of easy	5.2	15.7	16.5	12.0	12.4	
Very easy	7.2	8.1	13.5	32.0	13.4	
N of Valid	153	172	133	100	558	
N of Miss	20	50	31	26	127	

Table 201: If you wanted to get some marijuana, how easy would it be for you to get some?


Response	6	8	10	12	Total	
Very hard	93.4	82.6	47.4	26.0	67.0	
Sort of hard	1.3	5.2	13.5	19.0	8.6	
Sort of easy	3.9	7.0	16.5	20.0	10.8	
Very easy	1.3	5.2	22.6	35.0	13.6	
N of Valid	152	172	133	100	557	
N of Miss	21	51	31	26	129	

Table 202: During the past 12 months, have you participated in any alcohol prevention programs or seen any alcohol prevention messages in your school or community? Yes, a school-based program focused on preventing underage drinking and/or drinking and driving.



Response	6	8	10	12	Total	
No	43.9	63.7	65.2	78.6	61.8	
Yes	56.1	36.3	34.8	21.4	38.2	
N of Valid	173	223	164	126	686	
N of Miss	0	0	0	0	0	

Table 203: During the past 12 months, have you participated in any alcohol prevention programs or seen any alcohol prevention messages in your school or community? Yes, a community-based program focused on preventing underage drinking and/or drinking and driving (for example, through your church or temple or through youth groups like Boys and Girls Club or 4-H).



Response	6	8	10	12	Total	
No	89.0	90.1	91.5	95.2	91.1	
Yes	11.0	9.9	8.5	4.8	8.9	
N of Valid	173	223	164	126	686	
N of Miss	0	0	0	0	0	

Table 204: During the past 12 months, have you participated in any alcohol prevention programs or seen any alcohol prevention messages in your school or community? Yes, a media campaign addressing underage drinking and/or drinking and driving (for example, newspaper ads, posters, pamphlets, radio, TV).



Response	6	8	10	12	Total	
No	71.7	84.8	85.4	84.1	81.5	
Yes	28.3	15.2	14.6	15.9	18.5	
N of Valid	173	223	164	126	686	
N of Miss	0	0	0	0	0	

Table 205: During the past 12 months, have you participated in any alcohol prevention programs or seen any alcohol prevention messages in your school or community? No



Response	6	8	10	12	Total	
No	69.9	67.7	58.5	52.4	63.3	
Yes	30.1	32.3	41.5	47.6	36.7	
N of Valid	173	223	164	126	686	
N of Miss	0	0	0	0	0	

Table 206: How wrong do your parents feel it would be for YOU to: drink beer, wine or hard liquor (for example, vodka, whiskey or gin) regularly?


Response	6	8	10	12	Total	
Very wrong	85.3	85.7	76.3	54.0	77.6	
Wrong	11.3	10.1	12.2	19.0	12.6	
A little bit wrong	2.7	3.0	10.7	18.0	7.5	
Not wrong at all	0.7	1.2	0.8	9.0	2.4	
N of Valid	150	168	131	100	549	
N of Miss	23	55	33	26	137	

Table 207: How wrong do your parents feel it would be for YOU to: smoke cigarettes?


Response	6	8	10	12	Total	
Very wrong	93.3	94.0	84.6	68.0	86.8	
Wrong	6.0	3.6	10.8	20.0	9.0	
A little bit wrong	0.0	1.8	3.8	11.0	3.5	
Not wrong at all	0.7	0.6	0.8	1.0	0.7	
N of Valid	150	167	130	100	547	
N of Miss	23	55	34	26	138	

Table 208: How wrong do your parents feel it would be for YOU to: smoke marijuana?


Response	6	8	10	12	Total	
Very wrong	97.3	95.2	94.6	78.0	92.5	
Wrong	2.7	3.0	3.1	9.0	4.0	
A little bit wrong	0.0	0.6	0.0	10.0	2.0	
Not wrong at all	0.0	1.2	2.3	3.0	1.5	
N of Valid	148	168	129	100	545	
N of Miss	25	55	35	26	141	

Table 209: How wrong do your parents feel it would be for YOU to: steal something worth more than \$5?





Response	6	8	10	12	Total	
Very wrong	87.3	87.4	86.0	88.8	87.3	
Wrong	9.3	10.2	10.1	8.2	9.6	
A little bit wrong	3.3	1.2	3.1	2.0	2.4	
Not wrong at all	0.0	1.2	0.8	1.0	0.7	
N of Valid	150	167	129	98	544	
N of Miss	23	56	35	28	142	

Table 210: How wrong do your parents feel it would be for YOU to: draw graffiti, write things, or draw pictures on buildings or other property (without the owner's permission)?





Response	6	8	10	12	Total	
Very wrong	90.6	88.1	90.0	85.0	88.7	
Wrong	5.4	7.7	6.2	12.0	7.5	
A little bit wrong	2.7	3.0	2.3	2.0	2.6	
Not wrong at all	1.3	1.2	1.5	1.0	1.3	
N of Valid	149	168	130	100	547	
N of Miss	24	55	34	26	139	

Table 211: How wrong do your parents feel it would be for YOU to: pick a fight with someone?





Response	6	8	10	12	Total	
Very wrong	70.2	70.1	63.1	58.0	66.2	
Wrong	19.2	17.4	26.9	22.0	21.0	
A little bit wrong	6.0	10.8	6.9	16.0	9.5	
Not wrong at all	4.6	1.8	3.1	4.0	3.3	
N of Valid	151	167	130	100	548	
N of Miss	22	56	34	26	138	

Table 212: During the past 12 months, have you talked with at least one of your parents about the dangers of underage drinking and/or drinking and driving? By parents, we mean either your biological parents, adoptive parents, stepparents, or adult guardians - whether or not they live with you.



Response	6	8	10	12	Total	
No	54.1	50.9	50.8	58.8	53.2	
Yes	45.9	49.1	49.2	41.2	46.8	
N of Valid	146	167	128	97	538	
N of Miss	27	56	36	29	148	

Table 213: Have any of your brothers or sisters ever: drunk beer, wine or hard liquor (for example, vodka, whiskey or gin)?




Response	6	8	10	12	Total	
No	68.9	56.4	53.5	31.3	54.5	
Yes	27.0	40.6	42.6	64.6	41.8	
I don't have any brothers or sisters	4.1	3.0	3.9	4.0	3.7	
N of Valid	148	165	129	99	541	
N of Miss	25	58	35	27	145	

Table 214: Have any of your brothers or sisters ever: smoked marijuana?




Response	6	8	10	12	Total	
No	93.2	82.4	76.9	60.6	80.1	
Yes	2.7	14.5	19.2	35.4	16.2	
I don't have any brothers or sisters	4.1	3.0	3.8	4.0	3.7	
N of Valid	148	165	130	99	542	
N of Miss	25	57	34	27	143	

Table 215: Have any of your brothers or sisters ever: smoked cigarettes?




Response	6	8	10	12	Total	
No	73.3	68.1	66.2	50.5	65.8	
Yes	22.6	28.9	29.2	45.5	30.3	
I don't have any brothers or sisters	4.1	3.0	4.6	4.0	3.9	
N of Valid	146	166	130	99	541	
N of Miss	27	57	34	27	145	

Table 216: Have any of your brothers or sisters ever: taken a handgun to school?




Response	6	8	10	12	Total	
No	95.2	96.3	94.6	91.9	94.8	
Yes	0.7	0.0	1.6	4.0	1.3	
I don't have any brothers or sisters	4.1	3.7	3.9	4.0	3.9	
N of Valid	146	164	129	99	538	
N of Miss	27	59	35	27	148	

Table 217: Have any of your brothers or sisters ever: been suspended or expelled from school?




Response	6	8	10	12	Total	
No	79.9	78.0	76.2	68.7	76.4	
Yes	16.1	18.9	19.2	27.3	19.7	
I don't have any brothers or sisters	4.0	3.0	4.6	4.0	3.9	
N of Valid	149	164	130	99	542	
N of Miss	24	59	34	27	144	

Table 218: The rules in my family are clear.





Response	6	8	10	12	Total	
NO!	2.7	3.6	1.6	3.0	2.8	
no	7.4	6.1	5.5	6.1	6.3	
yes	26.2	34.5	39.8	46.5	35.7	
YES!	63.8	55.8	53.1	44.4	55.3	
N of Valid	149	165	128	99	541	
N of Miss	24	58	36	27	145	

Table 219: People in my family often insult or yell at each other.

Response	6	8	10	12	Total	
NO!	36.9	23.9	20.3	26.3	27.1	
no	32.2	44.8	43.8	47.5	41.6	
yes	20.8	22.7	22.7	15.2	20.8	
YES!	10.1	8.6	13.3	11.1	10.6	
N of Valid	149	163	128	99	539	
N of Miss	24	59	36	27	146	

Table 220: When I am not at home, one of my parents knows where I am and who I am with.

Response	6	8	10	12	Total	
NO!	2.7	3.1	1.6	3.1	2.6	
no	4.1	4.9	6.3	12.2	6.4	
yes	19.9	31.3	39.1	39.8	31.6	
YES!	73.3	60.7	53.1	44.9	59.4	
N of Valid	146	163	128	98	535	
N of Miss	27	60	36	28	151	

Table 221: We argue about the same things in my family over and over.

Response	6	8	10	12	Total	
NO!	37.7	25.9	12.7	13.1	23.6	
no	33.6	34.6	36.5	41.4	36.0	
yes	17.1	29.0	31.7	33.3	27.2	
YES!	11.6	10.5	19.0	12.1	13.1	
N of Valid	146	162	126	99	533	
N of Miss	27	61	37	27	152	

Table 222: If you drank some beer or wine or liquor (for example, vodka, whiskey, or gin) without your parents' permission, would you be caught by your parents?





Response	6	8	10	12	Total	
NO!	4.8	8.0	8.7	12.1	8.1	
no	6.9	12.3	24.4	39.4	18.7	
yes	9.0	23.3	28.3	28.3	21.5	
YES!	79.3	56.4	38.6	20.2	51.7	
N of Valid	145	163	127	99	534	
N of Miss	28	60	37	27	152	

Table 223: My family has clear rules about alcohol and drug use.





Response	6	8	10	12	Total	
NO!	3.5	5.6	3.9	5.1	4.5	
no	5.6	6.2	11.0	11.1	8.1	
yes	10.6	21.7	32.3	38.4	24.4	
YES!	80.3	66.5	52.8	45.5	62.9	
N of Valid	142	161	127	99	529	
N of Miss	31	62	37	27	157	

Table 224: If you carried a handgun without your parents' permission, would you be caught by your parents?





Response	6	8	10	12	Total	
NO!	4.2	6.3	4.8	9.3	5.9	
no	2.1	5.6	11.9	19.6	8.7	
yes	11.2	24.4	27.8	34.0	23.4	
YES!	82.5	63.7	55.6	37.1	62.0	
N of Valid	143	160	126	97	526	
N of Miss	30	63	38	29	160	

Table 225: If you skipped school would you be caught by your parents?





Response	6	8	10	12	Total	
NO!	2.8	4.4	5.5	7.1	4.8	
no	4.2	8.2	8.7	21.4	9.7	
yes	12.0	22.6	32.3	35.7	24.5	
YES!	81.0	64.8	53.5	35.7	61.0	
N of Valid	142	159	127	98	526	
N of Miss	31	64	37	28	160	

Table 226: Do you feel very close to your mother?





Response	6	8	10	12	Total	
NO!	1.4	9.6	10.4	6.1	6.9	
no	4.9	11.5	12.0	15.2	10.5	
yes	18.3	26.1	30.4	39.4	27.5	
YES!	75.4	52.9	47.2	39.4	55.1	
N of Valid	142	157	125	99	523	
N of Miss	31	66	39	27	163	

Table 227: Do you share your thoughts and feelings with your mother?





Response	6	8	10	12	Total	
NO!	11.3	13.5	11.8	5.1	10.9	
no	17.6	23.7	30.7	29.3	24.8	
yes	26.8	23.7	26.8	30.3	26.5	
YES!	44.4	39.1	30.7	35.4	37.8	
N of Valid	142	156	127	99	524	
N of Miss	31	67	37	27	162	

Table 228: My parents ask me what I think before most family decisions affecting me are made.


Response	6	8	10	12	Total	
NO!	12.7	15.3	8.8	4.0	10.9	
no	15.5	20.4	19.2	26.3	19.9	
yes	38.7	34.4	44.0	41.4	39.2	
YES!	33.1	29.9	28.0	28.3	30.0	
N of Valid	142	157	125	99	523	
N of Miss	31	65	39	27	162	

Table 229: Do you share your thoughts and feelings with your father?


Response	6	8	10	12	Total	
NO!	18.4	15.3	21.0	15.2	17.5	
no	19.9	28.0	29.8	31.3	26.9	
yes	28.4	31.2	29.0	32.3	30.1	
YES!	33.3	25.5	20.2	21.2	25.5	
N of Valid	141	157	124	99	521	
N of Miss	32	66	40	27	165	

Table 230: Do you enjoy spending time with your mother?


Response	6	8	10	12	Total	
NO!	0.7	7.1	8.0	4.0	5.0	
no	4.3	5.8	13.6	12.1	8.4	
yes	24.1	37.8	38.4	46.5	35.9	
YES!	70.9	49.4	40.0	37.4	50.7	
N of Valid	141	156	125	99	521	
N of Miss	32	67	39	27	165	

Table 231: Do you enjoy spending time with your father?

Response	6	8	10	12	Total	
NO!	5.0	7.1	11.4	9.4	8.0	
no	2.2	5.8	13.8	10.4	7.6	
yes	19.4	31.8	38.2	46.9	32.8	
YES!	73.4	55.2	36.6	33.3	51.6	
N of Valid	139	154	123	96	512	
N of Miss	34	68	41	30	173	

Table 232: If I had a personal problem, I could ask my mom or dad for help.

Response	6	8	10	12	Total	
NO!	4.3	7.6	7.2	4.0	5.9	
no	7.9	13.3	12.8	13.1	11.7	
yes	20.0	25.9	32.0	40.4	28.5	
YES!	67.9	53.2	48.0	42.4	53.8	
N of Valid	140	158	125	99	522	
N of Miss	33	65	39	27	164	

Table 233: Do you feel very close to your father?

Response	6	8	10	12	Total	
NO!	5.8	9.6	16.1	13.4	10.8	
no	2.9	13.4	18.5	13.4	11.8	
yes	18.0	29.3	33.9	46.4	30.6	
YES!	73.4	47.8	31.5	26.8	46.8	
N of Valid	139	157	124	97	517	
N of Miss	34	66	40	29	169	

Table 234: My parents give me lots of chances to do fun things with them.

Response	6	8	10	12	Total	
NO!	2.9	5.7	6.4	7.1	5.4	
no	7.9	19.0	21.6	23.2	17.5	
yes	25.2	29.1	36.0	37.4	31.3	
YES!	64.0	46.2	36.0	32.3	45.9	
N of Valid	139	158	125	99	521	
N of Miss	34	65	39	27	165	

Table 235: My parents ask if I've gotten my homework done.

Response	6	8	10	12	Total	
NO!	0.0	3.1	5.6	8.2	3.8	
no	2.2	4.4	8.7	22.4	8.3	
yes	18.2	35.0	39.7	44.9	33.6	
YES!	79.6	57.5	46.0	24.5	54.3	
N of Valid	137	160	126	98	521	
N of Miss	36	63	38	28	165	

Table 236: People in my family have serious arguments.

Response	6	8	10	12	Total	
NO!	33.1	26.9	22.6	21.4	26.4	
no	40.4	48.8	41.1	46.9	44.4	
yes	16.9	16.3	26.6	19.4	19.5	
YES!	9.6	8.1	9.7	12.2	9.7	
N of Valid	136	160	124	98	518	
N of Miss	37	63	39	28	167	

Table 237: Would your parents know if you did not come home on time?

Response	6	8	10	12	Total
NO!	0.7	2.5	3.2	4.1	2.5
no	6.7	8.8	10.3	22.4	11.2
yes	22.4	37.5	38.1	43.9	34.9
YES!	70.1	51.2	48.4	29.6	51.4
N of Valid	134	160	126	98	518
N of Miss	38	63	38	28	167

Table 238: It is important to be honest with your parents, even if they become upset or you get punished.

Response	6	8	10	12	Total
NO!	0.7	6.9	6.6	2.1	4.3
no	3.0	6.3	7.4	9.3	6.2
yes	18.5	33.3	35.2	49.5	32.9
YES!	77.8	53.5	50.8	39.2	56.5
N of Valid	135	159	122	97	513
N of Miss	38	64	41	29	172

Table 239: My parents notice when I am doing a good job and let me know about it.

Response	6	8	10	12	Total
Never or Almost Never	3.0	9.6	10.5	13.4	8.8
Sometimes	17.9	26.1	31.5	33.0	26.6
Often	30.6	26.1	33.9	21.6	28.3
All the time	48.5	38.2	24.2	32.0	36.3
N of Valid	134	157	124	97	512
N of Miss	39	65	40	29	173

Table 240: How often do your parents tell you they're proud of you for something you've done?





Response	6	8	10	12	Total	
Never or Almost Never	1.5	8.4	11.4	16.5	8.9	
Sometimes	17.2	23.4	27.6	23.7	22.8	
Often	26.9	27.3	32.5	32.0	29.3	
All the time	54.5	40.9	28.5	27.8	39.0	
N of Valid	134	154	123	97	508	
N of Miss	39	68	41	29	177	

Table 241: How many brothers and sisters, including stepbrothers and stepsisters, do you have that are younger than you?








Response	6	8	10	12	Total	
0	34.8	30.8	35.5	49.0	36.4	
1	34.1	28.2	22.3	21.9	27.1	
2	16.7	17.9	17.4	10.4	16.0	
3	6.1	10.9	9.9	10.4	9.3	
4	4.5	8.3	9.1	3.1	6.5	
5	1.5	0.6	4.1	0.0	1.6	
6 or more	2.3	3.2	1.7	5.2	3.0	
N of Valid	132	156	121	96	505	
N of Miss	41	67	43	30	181	

Table 242: How many brothers and sisters, including stepbrothers and stepsisters, do you have that are older than you?








Response	6	8	10	12	Total	
0	35.1	27.1	40.5	32.0	33.3	
1	26.7	31.6	21.5	28.9	27.4	
2	15.3	20.0	20.7	12.4	17.5	
3	8.4	9.7	5.0	9.3	8.1	
4	3.1	7.7	8.3	7.2	6.5	
5	6.1	1.3	1.7	2.1	2.8	
6 or more	5.3	2.6	2.5	8.2	4.4	
N of Valid	131	155	121	97	504	
N of Miss	42	68	43	29	182	

Table 243: Have you changed homes in the past year (the last 12 months)?



Response	6	8	10	12	Total	
No	80.3	77.9	84.0	80.2	80.4	
Yes	19.7	22.1	16.0	19.8	19.6	
N of Valid	132	154	119	96	501	
N of Miss	41	69	45	30	185	

Table 244: How many times have you changed homes since kindergarten?






Response	6	8	10	12	Total	
Never	60.9	35.1	34.2	29.9	40.7	
1 or 2 times	15.0	33.8	30.8	33.0	28.0	
3 or 4 times	12.8	20.1	16.7	15.5	16.5	
5 or 6 times	6.0	5.8	5.0	9.3	6.3	
7 or more times	5.3	5.2	13.3	12.4	8.5	
N of Valid	133	154	120	97	504	
N of Miss	40	69	44	29	182	

Table 245: Have you changed schools (including changing from elementary to middle and middle to high school) in the past year?



Response	6	8	10	12	Total	
No	53.8	55.9	61.3	87.2	62.6	
Yes	46.2	44.1	38.7	12.8	37.4	
N of Valid	130	152	119	94	495	
N of Miss	43	71	45	32	191	

Table 246: How many times have you changed schools since kindergarten (including changing from elementary to middle and middle to high school)?






Response	6	8	10	12	Total	
Never	42.7	31.1	30.8	31.3	34.1	
1 or 2 times	26.7	34.4	20.0	31.3	28.3	
3 or 4 times	19.1	25.2	26.7	19.8	22.9	
5 or 6 times	8.4	3.3	12.5	8.3	7.8	
7 or more times	3.1	6.0	10.0	9.4	6.8	
N of Valid	131	151	120	96	498	
N of Miss	42	72	44	30	188	

Table 247: Has anyone in your family ever had severe alcohol or drug problems?



Response	6	8	10	12	Total	
No	67.7	76.3	60.2	56.8	66.5	
Yes	32.3	23.7	39.8	43.2	33.5	
N of Valid	130	152	118	95	495	
N of Miss	43	71	46	31	191	

Table 248: About how many adults (over 21) have you known personally who in the past year have: used marijuana, crack, cocaine, or other drugs?






Response	6	8	10	12	Total	
0	70.5	79.9	59.5	47.4	66.2	
1	17.1	12.1	17.2	16.5	15.5	
2	5.4	4.0	12.1	9.3	7.3	
3-4	3.1	1.3	5.2	10.3	4.5	
5+	3.9	2.7	6.0	16.5	6.5	
N of Valid	129	149	116	97	491	
N of Miss	44	73	48	29	194	

Table 249: About how many adults (over 21) have you known personally who in the past year have: sold or dealt drugs?






Response	6	8	10	12	Total	
0	89.0	85.9	77.6	69.1	81.4	
1	7.9	10.1	8.6	9.3	9.0	
2	3.1	1.3	8.6	5.2	4.3	
3-4	0.0	0.7	0.9	7.2	1.8	
5+	0.0	2.0	4.3	9.3	3.5	
N of Valid	127	149	116	97	489	
N of Miss	46	74	48	29	197	

Table 250: About how many adults (over 21) have you known personally who in the past year have: done other things that could get them in trouble with the police, like stealing, selling stolen goods, mugging or assaulting others, etc.?






Response	6	8	10	12	Total	
0	79.5	84.9	72.4	67.4	77.1	
1	10.2	9.6	12.1	10.5	10.5	
2	6.3	2.1	6.9	7.4	5.4	
3-4	3.1	0.0	2.6	6.3	2.7	
5+	0.8	3.4	6.0	8.4	4.3	
N of Valid	127	146	116	95	484	
N of Miss	46	77	48	31	202	

Table 251: About how many adults (over 21) have you known personally who in the past year have: gotten drunk or high?






Response	6	8	10	12	Total	
0	59.8	54.5	35.3	31.3	46.7	
1	18.9	16.6	19.8	14.6	17.6	
2	5.5	3.4	11.2	14.6	8.1	
3-4	8.7	11.0	8.6	11.5	9.9	
5+	7.1	14.5	25.0	28.1	17.8	
N of Valid	127	145	116	96	484	
N of Miss	46	78	48	30	202	

Table 252: Have you seen or heard information about underage drinking in the past 12 months from the following sources? Radio

Response	6	8	10	12	Total	
No	43.2	40.8	23.7	33.0	35.8	
Yes	56.8	59.2	76.3	67.0	64.2	
N of Valid	125	142	114	97	478	
N of Miss	48	81	50	29	208	

Table 253: Have you seen or heard information about underage drinking in the past 12 months from the following sources? TV.

Response	6	8	10	12	Total	
No	23.2	18.3	13.2	23.7	19.5	
Yes	76.8	81.7	86.8	76.3	80.5	
N of Valid	125	142	114	97	478	
N of Miss	48	81	50	29	208	

Table 254: Have you seen or heard information about underage drinking in the past 12 months from the following sources? Print. This includes information on underage drinking you may have seen in the newspaper, on a billboard, in pamphlets, on stickers, etc.

Response	6	8	10	12	Total	
No	31.7	38.3	24.8	28.9	31.4	
Yes	68.3	61.7	75.2	71.1	68.6	
N of Valid	123	141	113	97	474	
N of Miss	50	82	51	29	212	

Table 255: Have you seen or heard information about underage drinking in the past 12 months from the following sources? Website or social media? (Facebook, Myspace, website, etc.)

Response	6	8	10	12	Total	
No	45.2	39.6	28.9	43.8	39.3	
Yes	54.8	60.4	71.1	56.3	60.7	
N of Valid	124	139	114	96	473	
N of Miss	49	84	50	30	213	

Table 256: The next questions ask about your opinions of the information you saw or heard. If you have seen or heard more than one ad, please think about your favorite ad when answering these questions. The information about underage drinking that I saw or heard was convincing.

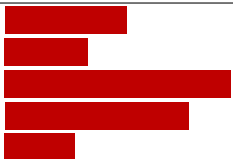
Response	6	8	10	12	Total	
NO!	23.8	15.9	11.6	18.6	17.5	
no	4.9	11.6	16.1	12.4	11.1	
yes	20.5	31.2	44.6	46.4	34.8	
YES!	37.7	32.6	19.6	17.5	27.7	
I have not seen or heard any ads about underage drinking in the past 12 months.	13.1	8.7	8.0	5.2	9.0	
N of Valid	122	138	112	97	469	
N of Miss	51	84	52	29	216	

Table 257: The next questions ask about your opinions of the information you saw or heard. If you have seen or heard more than one ad, please think about your favorite ad when answering these questions. The information about underage drinking that I saw or heard grabbed my attention.

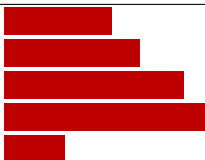
Response	6	8	10	12	Total	
NO!	16.3	14.5	11.6	18.6	15.1	
no	8.9	25.4	25.0	19.6	19.8	
yes	22.0	21.7	33.0	34.0	27.0	
YES!	40.7	32.6	23.2	23.7	30.6	
I have not seen or heard any ads about underage drinking in the past 12 months.	12.2	5.8	7.1	4.1	7.4	
N of Valid	123	138	112	97	470	
N of Miss	50	84	52	29	215	

Table 258: The next questions ask about your opinions of the information you saw or heard. If you have seen or heard more than one ad, please think about your favorite ad when answering these questions. The information about underage drinking that I saw or heard said something important to me.

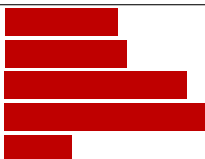
Response	6	8	10	12	Total	
NO!	18.0	13.7	13.5	19.6	16.0	
no	10.7	18.7	22.5	18.6	17.5	
yes	15.6	28.1	32.4	36.1	27.5	
YES!	41.8	33.1	23.4	20.6	30.5	
I have not seen or heard any ads about underage drinking in the past 12 months.	13.9	6.5	8.1	5.2	8.5	
N of Valid	122	139	111	97	469	
N of Miss	51	84	53	29	217	

Table 259: The next questions ask about your opinions of the information you saw or heard. If you have seen or heard more than one ad, please think about your favorite ad when answering these questions. Seeing or hearing this information about underage drinking made me want to stop or decrease my drinking.

Response	6	8	10	12	Total	
NO!	12.6	14.0	17.6	20.8	15.9	
no	2.5	14.7	15.7	24.0	13.7	
yes	13.4	11.8	28.7	22.9	18.5	
YES!	52.1	37.5	20.4	26.0	34.9	
I have not seen or heard any ads about underage drinking in the past 12 months.	19.3	22.1	17.6	6.3	17.0	
N of Valid	119	136	108	96	459	
N of Miss	53	87	54	30	224	

Table 260: How honest were you in filling out this survey?

Response	6	8	10	12	Total	
I was very honest	92.9	86.3	83.3	77.6	85.5	
I was honest pretty much of the time	7.1	11.6	11.7	16.3	11.4	
I was honest some of the time	0.0	1.4	3.3	4.1	2.0	
I was honest once in a while	0.0	0.7	1.7	2.0	1.0	
I was not honest at all	0.0	0.0	0.0	0.0	0.0	
N of Valid	126	146	120	98	490	
N of Miss	47	77	44	27	195	