

2016 APNA

Arkansas Prevention Needs Assessment Survey

**Faulkner County
Tables**

**Arkansas Department of Human Services
Division of Behavioral Health Services
Prevention Services**

Conducted by International Survey Associates dba Pride Surveys

Contents

1	INTRODUCTION	11
2	PERCENTAGE TABLES	16

List of Tables

1	Sex	17
2	Age	17
3	Are you Hispanic or Latino?	17
4	What is your race? Black or African American	18
5	What is your race? Asian	18
6	What is your race? American Indian	18
7	What is your race? Alaska Native	18
8	What is your race? White	19
9	What is your race? Native Hawaiian or Other Pacific Islander	19
10	What is your race? Other	19
11	What is the highest level of schooling completed by your mother or father?	20
12	Think of where you live most of the time. Which of the following people live there with you? Mother	20
13	Think of where you live most of the time. Which of the following people live there with you? Stepmother	20
14	Think of where you live most of the time. Which of the following people live there with you? Foster Mother	21
15	Think of where you live most of the time. Which of the following people live there with you? Grandmother	21
16	Think of where you live most of the time. Which of the following people live there with you? Aunt	21
17	Think of where you live most of the time. Which of the following people live there with you? Father	21
18	Think of where you live most of the time. Which of the following people live there with you? Stepfather	22
19	Think of where you live most of the time. Which of the following people live there with you? Foster Father	22
20	Think of where you live most of the time. Which of the following people live there with you? Grandfather	22
21	Think of where you live most of the time. Which of the following people live there with you? Uncle	22
22	Think of where you live most of the time. Which of the following people live there with you? Other Adults	23
23	Think of where you live most of the time. Which of the following people live there with you? Brother(s)	23
24	Think of where you live most of the time. Which of the following people live there with you? Stepbrother(s)	23
25	Think of where you live most of the time. Which of the following people live there with you? Sister(s)	23
26	Think of where you live most of the time. Which of the following people live there with you? Stepsister(s)	24

27	Think of where you live most of the time. Which of the following people live there with you? Other Children	24
28	In my school, students have lots of chances to help decide things like class activities and rules.	24
29	Teachers ask me to work on special classroom projects.	24
30	My teacher(s) notices when I am doing a good job and lets me know about it.	25
31	There are lots of chances for students in my school to get involved in sports, clubs, and other school activities outside of class.	25
32	There are lots of chances for students in my school to talk with a teacher one-on-one.	25
33	I feel safe at my school.	26
34	The school lets my parents know when I have done something well.	26
35	My teachers praise me when I work hard in school.	26
36	Are your school grades better than the grades of most students in your class?	27
37	I have lots of chances to be part of class discussions or activities.	27
38	Now thinking back over the past year in school, how often did you: enjoy being in school?	27
39	Now thinking back over the past year in school, how often did you: hate being in school?	28
40	Now thinking back over the past year in school, how often did you: try to do your best work in school?	28
41	How often do you feel that the school work you are assigned is meaningful and important?	28
42	Putting them all together, what were your grades like last year?	29
43	How important do you think the things you are learning in school are going to be for your later life?	29
44	Do your parents care about your skipping or cutting school?	29
45	During the LAST FOUR WEEKS how many whole days of school have you missed because you skipped or 'cut'?	30
46	What are the chances you would be seen as cool if you: smoked cigarettes?	30
47	What are the chances you would be seen as cool if you: worked hard at school?	30
48	What are the chances you would be seen as cool if you: began drinking alcoholic beverages regularly, that is, at least once or twice a month?	31
49	What are the chances you would be seen as cool if you: defended someone who was being bullied?	31
50	What are the chances you would be seen as cool if you: smoked marijuana?	31
51	What are the chances you would be seen as cool if you: carried a handgun?	32

52	What are the chances you would be seen as cool if you: used e-cigarettes, e-cigars or e-hookahs?	32
53	What are the chances you would be seen as cool if you: bullied someone or cyber bullied someone?	32
54	Think of your four best friends (the friends you feel closest to). In the past year (12 months), how many of your best friends have: participated in clubs, organizations or activities at school?	33
55	Think of your four best friends (the friends you feel closest to). In the past year (12 months), how many of your best friends have: smoked cigarettes?	33
56	Think of your four best friends (the friends you feel closest to). In the past year (12 months), how many of your best friends have: tried beer, wine or hard liquor (for example, vodka, whiskey, or gin) when their parents didn't know about it?	33
57	Think of your four best friends (the friends you feel closest to). In the past year (12 months), how many of your best friends have: used e-cigarettes, e-cigars, or e-hookahs?	34
58	Think of your four best friends (the friends you feel closest to). In the past year (12 months), how many of your best friends have: used marijuana?	34
59	Think of your four best friends (the friends you feel closest to). In the past year (12 months), how many of your best friends have: used prescription drugs or non-prescription drugs for the purpose of getting high?	34
60	Think of your four best friends (the friends you feel closest to). In the past year (12 months), how many of your best friends have: used synthetic marijuana (K2, spice) or bath salts?	35
61	Think of your four best friends (the friends you feel closest to). In the past year (12 months), how many of your best friends have: used LSD, cocaine, amphetamines, or other illegal drugs?	35
62	Think of your four best friends (the friends you feel closest to). In the past year (12 months), how many of your best friends have: been bullied?	35
63	Think of your four best friends (the friends you feel closest to). In the past year (12 months), how many of your best friends have: been suspended from school?	36
64	Think of your four best friends (the friends you feel closest to). In the past year (12 months), how many of your best friends have: carried a handgun?	36
65	Think of your four best friends (the friends you feel closest to). In the past year (12 months), how many of your best friends have: sold illegal drugs?	36
66	Think of your four best friends (the friends you feel closest to). In the past year (12 months), how many of your best friends have: regularly attended religious services?	37

67	Think of your four best friends (the friends you feel closest to). In the past year (12 months), how many of your best friends have: stolen or tried to steal a motor vehicle such as a car or motorcycle?	37
68	Think of your four best friends (the friends you feel closest to). In the past year (12 months), how many of your best friends have: been arrested?	37
69	Think of your four best friends (the friends you feel closest to). In the past year (12 months), how many of your best friends have: dropped out of school?	38
70	Think of your four best friends (the friends you feel closest to). In the past year (12 months), how many of your best friends have: been members of a gang?	38
71	How old were you when you first: smoked marijuana?	38
72	How old were you when you first: smoked a cigarette, even just a puff?	39
73	How old were you when you first: had more than a sip or two of beer, wine or hard liquor (for example, vodka, whiskey, or gin)?	39
74	How old were you when you first: began drinking alcoholic beverages regularly, that is, at least once or twice a month?	40
75	How old were you when you first: used Daztrex?	40
76	How old were you when you first: got suspended from school?	41
77	How old were you when you first: got arrested?	41
78	How old were you when you first: carried a handgun?	42
79	How old were you when you first: used e-cigarettes, e-cigars, or e-hookahs?	42
80	How old were you when you first: belonged to a gang?	43
81	How old were you when you first: used prescription drugs not prescribed to you?	43
82	How wrong do you think it is for someone your age to: take a handgun to school?	44
83	How wrong do you think it is for someone your age to: steal anything?	44
84	How wrong do you think it is for someone your age to: pick a fight with someone?	44
85	How wrong do you think it is for someone your age to: attack someone with the idea of seriously hurting them?	45
86	How wrong do you think it is for someone your age to: stay away from school all day when their parents think they are at school?	45
87	How wrong do you think it is for someone your age to: drink beer, wine or hard liquor (for example, vodka, whiskey, or gin) regularly?	45
88	How wrong do you think it is for someone your age to: smoke cigarettes?	46
89	How wrong do you think it is for someone your age to: smoke marijuana?	46

90	How wrong do you think it is for someone your age to: use prescription drugs or non-prescription drugs for the purpose of getting high?	46
91	How wrong do you think it is for someone your age to: use synthetic marijuana (K2, spice) or bath salts?	47
92	How wrong do you think it is for someone your age to: use LSD, cocaine, amphetamines or another illegal drug?	47
93	How wrong do you think it is for someone your age to: use e-cigarettes, e-cigars or e-hookahs?	47
94	At school during the past 12 months, did you receive help from the resource teacher, speech therapist or other special education teacher?	48
95	How many times in the past year (12 months) have you: been suspended from school?	48
96	How many times in the past year (12 months) have you: carried a handgun?	48
97	How many times in the past year (12 months) have you: sold illegal drugs?	49
98	How many times in the past year (12 months) have you: stolen or tried to steal a motor vehicle such as a car or motorcycle?	49
99	How many times in the past year (12 months) have you: participated in clubs, organizations or activities at school?	50
100	How many times in the past year (12 months) have you: been arrested?	50
101	How many times in the past year (12 months) have you: attacked someone with the idea of seriously hurting them?	51
102	How many times in the past year (12 months) have you: been drunk or high at school?	51
103	How many times in the past year (12 months) have you: taken a handgun to school?	52
104	Are you currently on probation, or assigned a probation officer with Juvenile Court?	52
105	Have you ever belonged to a gang?	52
106	If you have ever belonged to a gang, did that gang have a name?	53
107	You are at a party at someone's house, and one of your friends offers you a drink containing alcohol. What would you say or do?	53
108	How often do you attend religious services or activities?	53
109	I think sometimes it's okay to cheat at school.	54
110	It is important to think before you act.	54
111	Sometimes I think that life is not worth it.	54
112	At times I think I am no good at all.	55
113	All in all, I am inclined to think that I am a failure.	55
114	In the past year, have you felt depressed or sad MOST days, even if you felt okay sometimes?	55
115	It is all right to beat up people if they start the fight.	56
116	I think it is okay to take something without asking if you can get away with it.	56

117	Where do you get the most information about living a drug and alcohol free life? Parents/guardians	56
118	Where do you get the most information about living a drug and alcohol free life? Friends	57
119	Where do you get the most information about living a drug and alcohol free life? Family members	57
120	Where do you get the most information about living a drug and alcohol free life? School	57
121	Where do you get the most information about living a drug and alcohol free life? Internet	58
122	Where do you get the most information about living a drug and alcohol free life? TV	58
123	Where do you get the most information about living a drug and alcohol free life? Social media	58
124	How much do you think people risk harming themselves (physically or in other ways) if they: smoked one or more packs of cigarettes per day?	59
125	How much do you think people risk harming themselves (physically or in other ways) if they: try marijuana once or twice?	59
126	How much do you think people risk harming themselves (physically or in other ways) if they: smoke marijuana once or twice a week?	59
127	How much do you think people risk harming themselves (physically or in other ways) if they: take one or two drinks of an alcoholic beverage (beer, wine, liquor) nearly every day?	60
128	How much do you think people risk harming themselves (physically or in other ways) if they: have five or more drinks of an alcoholic beverage once or twice a weekend?	60
129	How much do you think people risk harming themselves (physically or in other ways) if they: use prescription drugs that are not prescribed to them?	60
130	How much do you think people risk harming themselves (physically or in other ways) if they: use non-prescription drugs to get high?	61
131	How much do you think people risk harming themselves (physically or in other ways) if they: use e-cigarettes, e-cigars, or e-hookahs?	61
132	Have you ever used smokeless tobacco (chew, snuff, plug, dipping tobacco, or chewing tobacco)?	61
133	How often have you used smokeless tobacco during the past 30 days?	62
134	Have you ever smoked cigarettes?	62
135	How frequently have you smoked cigarettes during the past 30 days?	62
136	Which statement best describes rules about smoking inside your home or your family cars?	63
137	Have you ever used e-cigarettes, e-cigars, or e-hookahs?	63
138	How frequently have you used e-cigarettes, e-cigars, or e-hookahs?	64
139	During this school year, were you taught in any of your classes about the dangers of tobacco use?	64

140	During the past 12 months, have you participated in any community activities to discourage people your age from using cigarettes, chewing tobacco, snuff, dip or cigars, e-cigarettes, e-cigars, or e-hookahs?	64
141	Think back over the last two weeks. How many times have you had five or more alcoholic drinks in a row?	65
142	During the past 30 days, how many times did you ride in a car or other vehicle driven by someone who had been drinking alcohol or using drugs to get high?	65
143	During the past 30 days, how many times did you drive a car or other vehicle when you had been drinking alcohol or using drugs to get high?	65
144	If you drank alcohol (not just a sip or taste) in the past year, how did you usually get it?	66
145	If you drank alcohol (not just a sip or taste) in the past year, where did you usually drink it?	66
146	How do you feel about someone your age having one or two drinks of an alcoholic beverage nearly every day?	67
147	On how many occasions have you had alcoholic beverages (beer, wine or hard liquor) to drink in your lifetime - more than just a few sips?	67
148	On how many occasions have you drunk one or more drinks of an alcoholic beverage during the past 30 days?	67
149	On how many occasions have you used marijuana (grass, pot) or hashish (hash, hash oil) in your lifetime?	68
150	On how many occasions have you used marijuana (grass, pot) or hashish (hash, hash oil) during the past 30 days?	68
151	On how many occasions have you used LSD or other psychedelics in your lifetime?	68
152	On how many occasions have you used LSD or other psychedelics during the past 30 days?	69
153	On how many occasions have you used cocaine or crack in your lifetime?	69
154	On how many occasions have you used cocaine or crack during the past 30 days?	69
155	On how many occasions have you sniffed glue, breathed the contents of an aerosol spray can, or inhaled other gases or sprays, in order to get high in your lifetime?	70
156	On how many occasions have you sniffed glue, breathed the contents of an aerosol spray can, or inhaled other gases or sprays, in order to get high during the past 30 days?	70
157	On how many occasions have you used Daztrex in your lifetime?	71
158	On how many occasions have you used Daztrex during the past 30 days?	71
159	On how many occasions have you used synthetic marijuana (K2, spice) in your lifetime?	71

160	On how many occasions have you used synthetic marijuana (K2, spice) during the past 30 days?	72
161	On how many occasions have you used methamphetamines (meth, speed, crank, crystal meth) in your lifetime?	72
162	On how many occasions have you used methamphetamines (meth, speed, crank, crystal meth) in the past 30 days?	72
163	On how many occasions have you used other chemical products (bath salts, plant food, etc.) in your lifetime?	73
164	On how many occasions have you used other chemical products (bath salts, plant food, etc.) during the past 30 days?	73
165	On how many occasions have you used heroin or other opiates in your lifetime?	73
166	On how many occasions have you used heroin or other opiates during the past 30 days?	74
167	On how many occasions have you used MDMA ('X', 'E', or ecstasy) in your lifetime?	74
168	On how many occasions have you used MDMA ('X', 'E', or ecstasy) during the past 30 days?	74
169	On how many occasions have you taken prescription drugs (such as Valium, Xanax, Ritalin, Adderall, OxyContin, Darvocet, or sleeping pills) not prescribed to you in your lifetime?	75
170	On how many occasions have you taken prescription drugs (such as Valium, Xanax, Ritalin, Adderall, OxyContin, Darvocet, or sleeping pills) not prescribed to you during the past 30 days?	75
171	On how many occasions have you taken non-prescription medicines such as diet pills (for example, Dietac, Dexatrim or Prolamine), stay-awake pills (for example No-Doz, Vivarin, or Wake), or cough or cold medicines (robos, DXM, etc.) to get high in your lifetime?	76
172	On how many occasions have you taken non-prescription medicines such as diet pills (for example, Dietac, Dexatrim or Prolamine), stay-awake pills (for example No-Doz, Vivarin, or Wake), or cough or cold medicines (robos, DXM, etc.) to get high during the past 30 days?	76
173	On how many occasions have you been drunk or very high from drinking alcoholic beverages during the past 30 days?	77
174	On how many occasions have you drunk flavored alcoholic beverages, sometimes called 'alcopops' (like Mike's Hard Lemonade, Smirnoff Ice, Bacardi Breezers, etc.) in your lifetime?	77
175	On how many occasions have you drunk flavored alcoholic beverages, sometimes called 'alcopops' (like Mike's Hard Lemonade, Smirnoff Ice, Bacardi Breezers, etc.) during the past 30 days?	78
176	If you used prescription drugs or over the counter drugs without a doctor telling you to use it or for the purpose of getting high, where did you get these drugs? - Did not use	78

177	If you used prescription drugs or over the counter drugs without a doctor telling you to use it or for the purpose of getting high, where did you get these drugs? - Bought or took from store or shop	78
178	If you used prescription drugs or over the counter drugs without a doctor telling you to use it or for the purpose of getting high, where did you get these drugs? - Got from parents with permission	79
179	If you used prescription drugs or over the counter drugs without a doctor telling you to use it or for the purpose of getting high, where did you get these drugs? - Got from home without permission	79
180	If you used prescription drugs or over the counter drugs without a doctor telling you to use it or for the purpose of getting high, where did you get these drugs? - Got from relative with permission	79
181	If you used prescription drugs or over the counter drugs without a doctor telling you to use it or for the purpose of getting high, where did you get these drugs? - Got from relative without permission	79
182	If you used prescription drugs or over the counter drugs without a doctor telling you to use it or for the purpose of getting high, where did you get these drugs? - Got from friend's home with permission	80
183	If you used prescription drugs or over the counter drugs without a doctor telling you to use it or for the purpose of getting high, where did you get these drugs? - Got from friend's home without permission	80
184	If you used prescription drugs or over the counter drugs without a doctor telling you to use it or for the purpose of getting high, where did you get these drugs? - Got from friend at school	80
185	If you used prescription drugs or over the counter drugs without a doctor telling you to use it or for the purpose of getting high, where did you get these drugs? - Got from friend at party	80
186	If you used prescription drugs or over the counter drugs without a doctor telling you to use it or for the purpose of getting high, where did you get these drugs? - Got from friend, elsewhere	81
187	If you used prescription drugs or over the counter drugs without a doctor telling you to use it or for the purpose of getting high, where did you get these drugs? - Got from internet sale	81
188	During the last month, about how many marijuana cigarettes, or the equivalent, did you smoke a day, on the average?	81
189	How wrong do your friends feel it would be for YOU to: have one or two drinks of an alcoholic beverage nearly every day?	82
190	How wrong do your friends feel it would be for YOU to: smoke tobacco?	82
191	How wrong do your friends feel it would be for YOU to: smoke marijuana?	82
192	How wrong do your friends feel it would be for YOU to: use prescription drugs not prescribed to you?	83
193	How wrong would most adults (over 21) in your neighborhood think it is for kids your age: to use marijuana?	83

194	How wrong would most adults (over 21) in your neighborhood think it is for kids your age: to drink alcohol?	83
195	How wrong would most adults (over 21) in your neighborhood think it is for kids your age: to smoke cigarettes?	84
196	How much do each of the following statements describe your neighborhood? crime and/or drug selling	84
197	How much do each of the following statements describe your neighborhood? fights	84
198	How much do each of the following statements describe your neighborhood? lots of empty or abandoned buildings	85
199	How much do each of the following statements describe your neighborhood? lots of graffiti	85
200	I feel safe in my neighborhood.	85
201	If a kid smoked marijuana in your neighborhood would he or she be caught by the police?	86
202	If a kid drank some beer, wine or hard liquor (for example, vodka, whiskey, or gin) in your neighborhood would he or she be caught by the police?	86
203	If a kid carried a handgun in your neighborhood would he or she be caught by the police?	86
204	If you wanted to get some cigarettes, how easy would it be for you to get some?	87
205	If you wanted to get some beer, wine or hard liquor (for example, vodka, whiskey, or gin), how easy would it be for you to get some?	87
206	If you wanted to get a drug like cocaine, LSD, or amphetamines, how easy would it be for you to get some?	87
207	If you wanted to get a handgun, how easy would it be for you to get one?	88
208	If you wanted to get some marijuana, how easy would it be for you to get some?	88
209	If you wanted to get prescription drugs for the purpose of getting high, how easy would it be for you to get some?	88
210	If you wanted to get synthetic marijuana such as K2 or chemical products such as bath salts to get high, how easy would it be for you to get some?	89
211	If you wanted to get steroids to use or to enhance athletic performance, how easy would it be for you to get some?	89
212	If you wanted to get e-cigarettes, e-cigars, or e-hookahs, how easy would it be for you to get some?	89
213	During the past 12 months, have you participated in any alcohol prevention programs or seen any alcohol prevention messages in your school or community? Yes, a school-based program focused on preventing underage drinking and/or drinking and driving.	90

214	During the past 12 months, have you participated in any alcohol prevention programs or seen any alcohol prevention messages in your school or community? Yes, a community-based program focused on preventing underage drinking and/or drinking and driving (for example, through your church or temple or through youth groups like Boys and Girls Club or 4-H).	90
215	During the past 12 months, have you participated in any alcohol prevention programs or seen any alcohol prevention messages in your school or community? Yes, a media campaign addressing underage drinking and/or drinking and driving (for example, newspaper ads, posters, pamphlets, radio, TV).	90
216	During the past 12 months, have you participated in any alcohol prevention programs or seen any alcohol prevention messages in your school or community? No	90
217	How wrong do your parents feel it would be for YOU to: have one or two drinks of an alcoholic beverage nearly every day?	91
218	How wrong do your parents feel it would be for YOU to: smoke tobacco?	91
219	How wrong do your parents feel it would be for YOU to: smoke marijuana?	91
220	How wrong do your parents feel it would be for YOU to: use prescription drugs not prescribed to you?	92
221	How wrong do your parents feel it would be for YOU to: steal something worth more than \$5?	92
222	How wrong do your parents feel it would be for YOU to: draw graffiti, write things, or draw pictures on buildings or other property (without the owner's permission)?	92
223	How wrong do your parents feel it would be for YOU to: pick a fight with someone?	93
224	During the past 12 months, have you talked with at least one of your parents about the dangers of underage drinking and/or drinking and driving? By parents, we mean either your biological parents, adoptive parents, stepparents, or adult guardians - whether or not they live with you.	93
225	The rules in my family are clear.	93
226	People in my family have serious arguments about the same things, and often insult or yell at each other.	94
227	When I am not at home, one of my parents knows where I am and who I am with.	94
228	My family has clear rules about alcohol and drug use.	94
229	If you skipped school would you be caught by your parents?	95
230	My parents ask if I've gotten my homework done.	95
231	Would your parents know if you did not come home on time?	95
232	Do you know how to properly dispose of leftover prescription drugs?	96

233	Have any of your brothers or sisters ever: drunk beer, wine or hard liquor (for example, vodka, whiskey or gin)?	96
234	Have any of your brothers or sisters ever: smoked marijuana?	96
235	Have any of your brothers or sisters ever: smoked cigarettes?	96
236	Have any of your brothers or sisters ever: taken a handgun to school? .	97
237	Have any of your brothers or sisters ever: been suspended or expelled from school?	97
238	Have any of your brothers or sisters ever: used e-cigarettes, e-cigars or e-hookahs?	97
239	Have any of your brothers or sisters ever: used prescription drugs not prescribed to him/her?	97
240	Have you changed homes in the past year (the last 12 months)? . . .	98
241	How many times have you changed homes since kindergarten?	98
242	Have you changed schools (including changing from elementary to middle and middle to high school) in the past year?	98
243	How many times have you changed schools since kindergarten (including changing from elementary to middle and middle to high school)?	99
244	Has anyone in your family ever had severe alcohol or drug problems? .	99
245	About how many adults (over 21) have you known personally who in the past year have: used marijuana, crack, cocaine, or other drugs? .	99
246	About how many adults (over 21) have you known personally who in the past year have: sold or dealt drugs?	100
247	About how many adults (over 21) have you known personally who in the past year have: done other things that could get them in trouble with the police, like stealing, selling stolen goods, mugging or assaulting others, etc.?	100
248	About how many adults (over 21) have you known personally who in the past year have: gotten drunk or high?	100
249	Have you seen or heard information about underage drinking in the past 12 months from the following sources? Radio	101
250	Have you seen or heard information about underage drinking in the past 12 months from the following sources? TV.	101
251	Have you seen or heard information about underage drinking in the past 12 months from the following sources? Print. This includes information on underage drinking you may have seen in the newspaper, on a billboard, in pamphlets, on stickers, etc.	101
252	Have you seen or heard information about underage drinking in the past 12 months from the following sources? Website or social media? (Facebook, Myspace, website, etc.)	101
253	The next questions ask about your opinions of the information you saw or heard. If you have seen or heard more than one ad, please think about your favorite ad when answering these questions. The information about underage drinking that I saw or heard was convincing.	102

254	The next questions ask about your opinions of the information you saw or heard. If you have seen or heard more than one ad, please think about your favorite ad when answering these questions. The information about underage drinking that I saw or heard grabbed my attention.	102
255	The next questions ask about your opinions of the information you saw or heard. If you have seen or heard more than one ad, please think about your favorite ad when answering these questions. The information about underage drinking that I saw or heard said something important to me.	102
256	The next questions ask about your opinions of the information you saw or heard. If you have seen or heard more than one ad, please think about your favorite ad when answering these questions. Seeing or hearing this information about underage drinking made me want to stop or decrease my drinking.	103
257	How honest were you in filling out this survey?	103

List of Figures

1	Grade Chart	12
2	Gender Chart	13
3	Age Chart	14
4	Ethnic Origin Chart	15

1 INTRODUCTION

This report was generated from data collected on the *2016 Arkansas Prevention Needs Assessment Student Survey*. This report contains basic frequency tables of all data collected and graphs on the selected demographic variables of grade, gender, age and ethnic origin. The graph on ethnic origin is represented as a bar chart rather than as a pie chart. This is because students were allowed to mark more than one response for ethnic origin as opposed to being allowed to mark only one response. The bars represent the percent of students who marked each of the ethnic categories.

Questions regarding the information found in this report can be directed to:

International Survey Associates dba Pride Surveys

Mr. Jay Gleaton

2140 Newmarket Parkway

Suite 116

Marietta, GA 30067

Telephone: (800) 279-6361

Fax: (770) 726-9327

Website: <http://www.pridesurveys.com>

Grade Chart

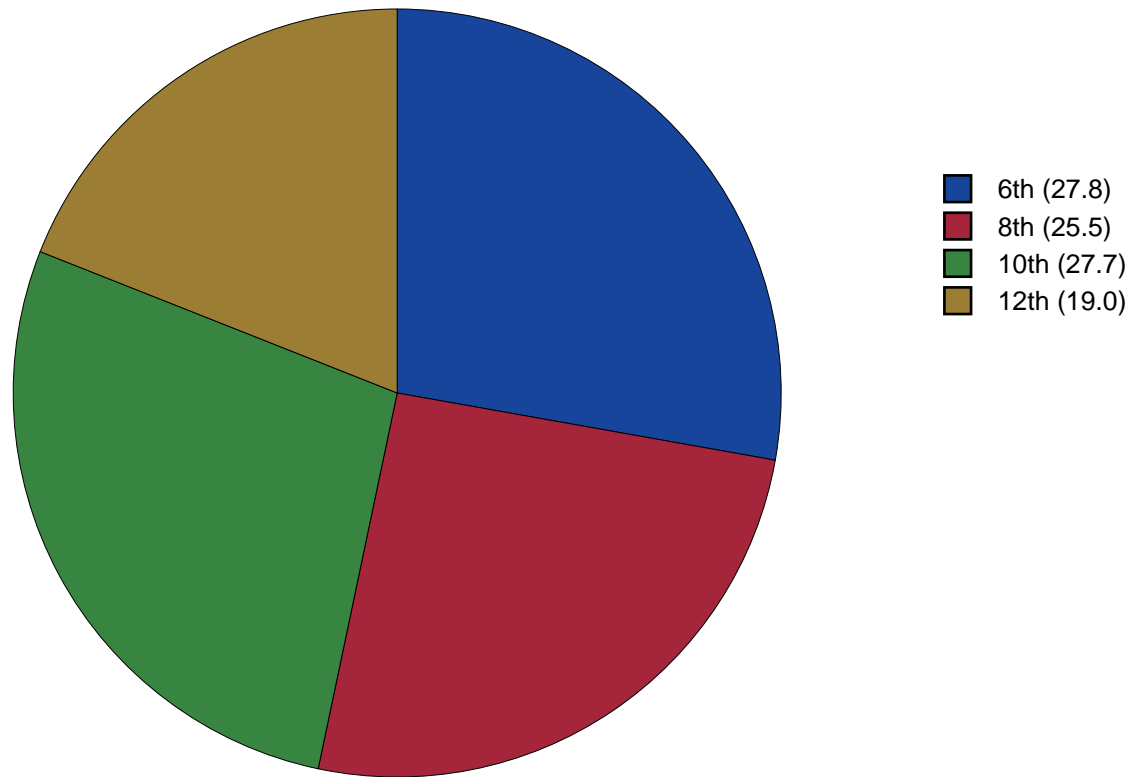


Figure 1: Grade Chart

Gender Chart

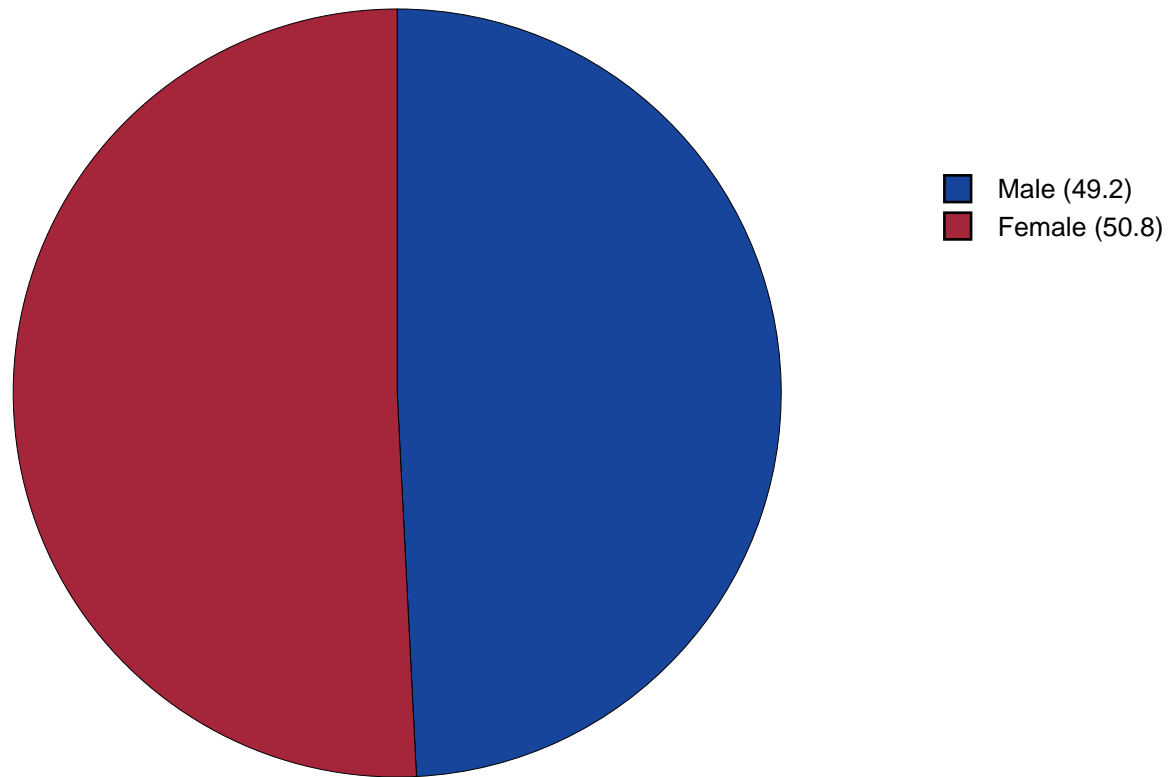


Figure 2: Gender Chart

Age Chart

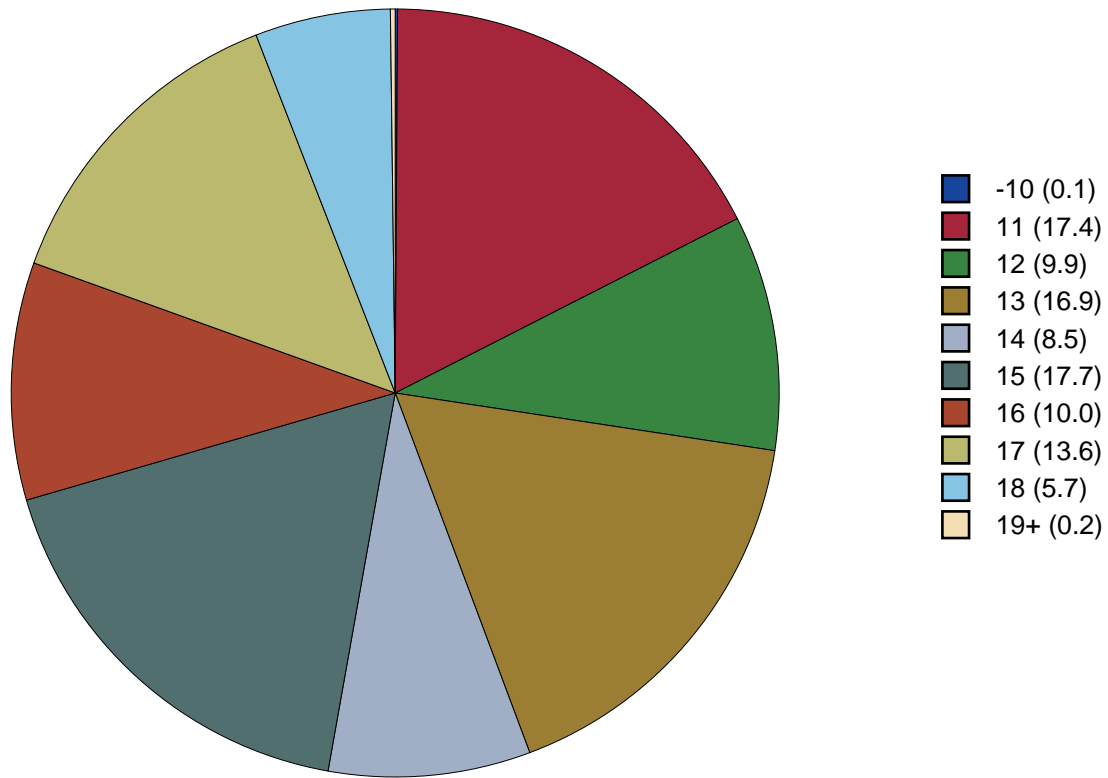


Figure 3: Age Chart

Ethnic Origin Chart

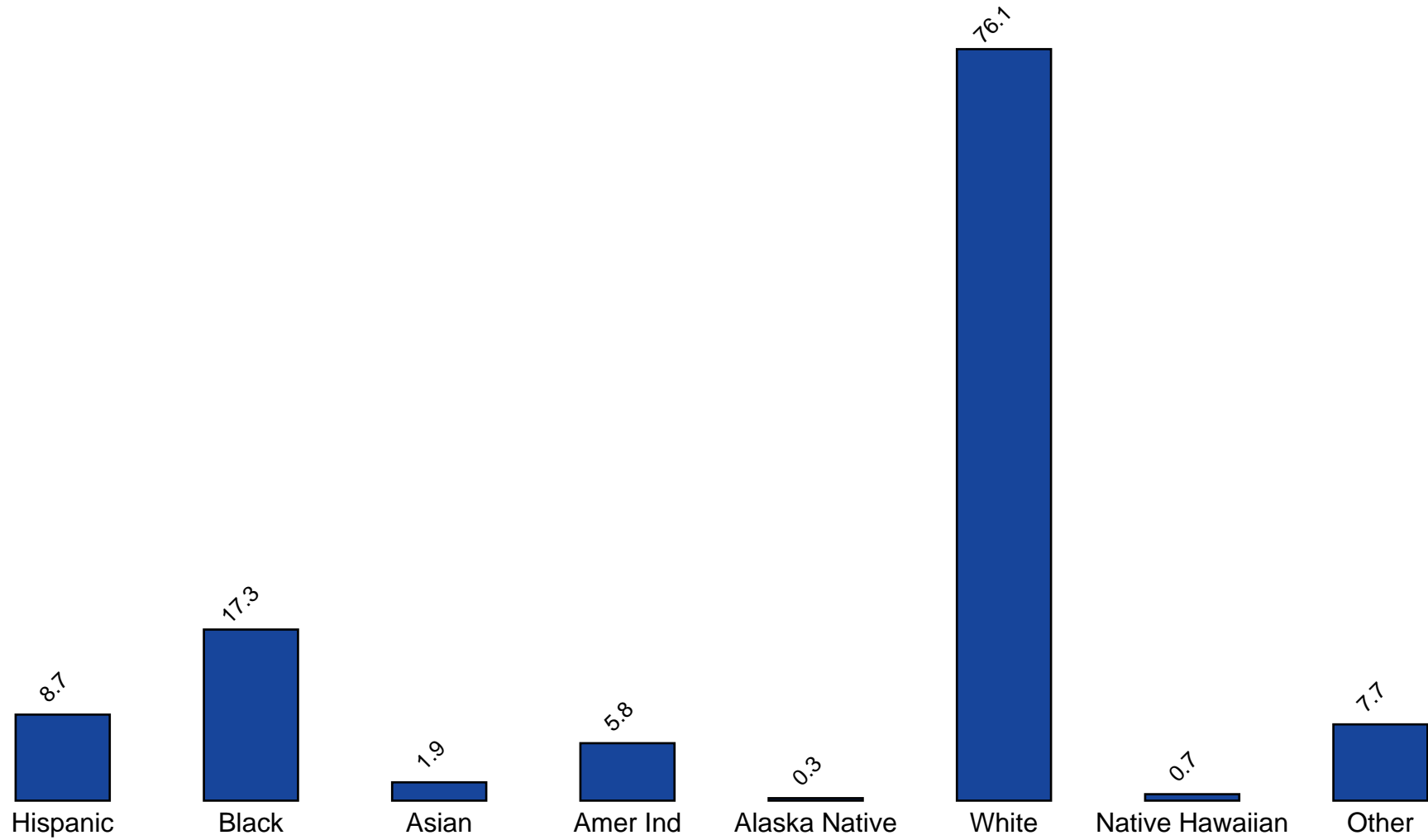


Figure 4: Ethnic Origin Chart

2 PERCENTAGE TABLES

The following tables contain frequency distribution detailing how your students responded to each question on the survey. The tables appear in the same order as the questions on the survey. The tables include breakdowns by grade level as well as overall percentages. The *N of Valid* row is a frequency count of the number of valid responses to each question for each grade and overall. The *N of Miss* row is a frequency count of the number of invalid (marked more than one response) or missing (i.e. did not respond) responses to each question for each grade and overall.

For the questions that allowed more than one response (i.e. race, live with, etc.) each response becomes a separate table. If a student did not mark the response, that was counted as a NO response, and if they did mark the response, that was counted as a YES response. Since a non response is a valid response for these questions, the *N of Miss* will always be zero for these questions.

Table 1: Sex



Response	6	8	10	12	Total	
Male	46.9	52.2	49.8	47.8	49.2	
Female	53.1	47.8	50.2	52.2	50.8	
N of Valid	1105	1008	1099	755	3967	
N of Miss	5	9	5	3	22	

Table 2: Age











Response	6	8	10	12	Total	
10 or younger	0.2	0.0	0.0	0.0	0.1	
11	62.8	0.0	0.0	0.0	17.4	
12	35.6	0.1	0.0	0.0	9.9	
13	1.4	64.7	0.0	0.0	16.9	
14	0.0	32.9	0.3	0.0	8.5	
15	0.0	2.3	61.9	0.0	17.7	
16	0.0	0.1	35.5	0.9	10.0	
17	0.0	0.0	2.3	68.3	13.6	
18	0.0	0.0	0.1	29.9	5.7	
19 or older	0.0	0.0	0.0	0.9	0.2	
N of Valid	1104	1016	1100	757	3977	
N of Miss	6	1	4	1	12	

Table 3: Are you Hispanic or Latino?



Response	6	8	10	12	Total	
No	92.0	91.0	90.0	92.6	91.3	
Yes	8.0	9.0	10.0	7.4	8.7	
N of Valid	1008	982	1091	753	3834	
N of Miss	102	35	13	5	155	

Table 4: What is your race? Black or African American



Response	6	8	10	12	Total	
No	82.0	84.0	82.4	82.3	82.7	
Yes	18.0	16.0	17.6	17.7	17.3	
N of Valid	1110	1017	1104	758	3989	
N of Miss	0	0	0	0	0	

Table 5: What is your race? Asian



Response	6	8	10	12	Total	
No	98.3	98.8	97.4	98.2	98.1	
Yes	1.7	1.2	2.6	1.8	1.9	
N of Valid	1110	1017	1104	758	3989	
N of Miss	0	0	0	0	0	

Table 6: What is your race? American Indian



Response	6	8	10	12	Total	
No	92.2	93.7	94.7	97.1	94.2	
Yes	7.8	6.3	5.3	2.9	5.8	
N of Valid	1110	1017	1104	758	3989	
N of Miss	0	0	0	0	0	

Table 7: What is your race? Alaska Native



Response	6	8	10	12	Total	
No	99.9	99.7	99.5	100.0	99.7	
Yes	0.1	0.3	0.5	0.0	0.3	
N of Valid	1110	1017	1104	758	3989	
N of Miss	0	0	0	0	0	

Table 8: What is your race? White



Response	6	8	10	12	Total	
No	26.7	24.4	23.1	20.4	23.9	
Yes	73.3	75.6	76.9	79.6	76.1	
N of Valid	1110	1017	1104	758	3989	
N of Miss	0	0	0	0	0	

Table 9: What is your race? Native Hawaiian or Other Pacific Islander



Response	6	8	10	12	Total	
No	99.8	99.1	99.4	98.9	99.3	
Yes	0.2	0.9	0.6	1.1	0.7	
N of Valid	1110	1017	1104	758	3989	
N of Miss	0	0	0	0	0	

Table 10: What is your race? Other



Response	6	8	10	12	Total	
No	90.6	90.0	93.6	95.9	92.3	
Yes	9.4	10.0	6.4	4.1	7.7	
N of Valid	1110	1017	1104	758	3989	
N of Miss	0	0	0	0	0	

Table 11: What is the highest level of schooling completed by your mother or father?









Response	6	8	10	12	Total	
Completed grade school or less	2.0	2.3	1.6	0.9	1.8	
Some high school	1.9	3.3	8.3	9.4	5.5	
Completed high school	7.8	12.3	13.5	16.2	12.2	
Some college	10.6	11.7	16.9	18.5	14.2	
Completed college	27.5	32.2	31.6	31.1	30.6	
Graduate or professional school after college	17.7	17.8	17.6	18.5	17.8	
Don't know	31.1	19.3	9.2	4.1	16.6	
Does not apply	1.3	1.1	1.3	1.2	1.2	
N of Valid	1033	991	1086	752	3862	
N of Miss	77	26	18	6	127	

Table 12: Think of where you live most of the time. Which of the following people live there with you? Mother



Response	6	8	10	12	Total	
No	10.3	12.6	13.7	14.2	12.6	
Yes	89.7	87.4	86.3	85.8	87.4	
N of Valid	1110	1017	1104	758	3989	
N of Miss	0	0	0	0	0	

Table 13: Think of where you live most of the time. Which of the following people live there with you? Stepmother



Response	6	8	10	12	Total	
No	94.3	94.3	93.8	94.5	94.2	
Yes	5.7	5.7	6.2	5.5	5.8	
N of Valid	1110	1017	1104	758	3989	
N of Miss	0	0	0	0	0	

Table 14: Think of where you live most of the time. Which of the following people live there with you? Foster Mother



Response	6	8	10	12	Total	
No	99.2	99.4	99.5	99.7	99.4	
Yes	0.8	0.6	0.5	0.3	0.6	
N of Valid	1110	1017	1104	758	3989	
N of Miss	0	0	0	0	0	

Table 15: Think of where you live most of the time. Which of the following people live there with you? Grandmother



Response	6	8	10	12	Total	
No	90.0	91.4	92.4	94.3	91.9	
Yes	10.0	8.6	7.6	5.7	8.1	
N of Valid	1110	1017	1104	758	3989	
N of Miss	0	0	0	0	0	

Table 16: Think of where you live most of the time. Which of the following people live there with you? Aunt



Response	6	8	10	12	Total	
No	96.2	97.1	97.5	98.5	97.2	
Yes	3.8	2.9	2.5	1.5	2.8	
N of Valid	1110	1017	1104	758	3989	
N of Miss	0	0	0	0	0	

Table 17: Think of where you live most of the time. Which of the following people live there with you? Father



Response	6	8	10	12	Total	
No	32.4	37.2	36.2	40.9	36.3	
Yes	67.6	62.8	63.8	59.1	63.7	
N of Valid	1110	1017	1104	758	3989	
N of Miss	0	0	0	0	0	

Table 18: Think of where you live most of the time. Which of the following people live there with you? Stepfather



Response	6	8	10	12	Total	
No	86.2	84.9	85.0	84.2	85.1	
Yes	13.8	15.1	15.0	15.8	14.9	
N of Valid	1110	1017	1104	758	3989	
N of Miss	0	0	0	0	0	

Table 19: Think of where you live most of the time. Which of the following people live there with you? Foster Father



Response	6	8	10	12	Total	
No	99.1	99.7	99.5	99.6	99.5	
Yes	0.9	0.3	0.5	0.4	0.5	
N of Valid	1110	1017	1104	758	3989	
N of Miss	0	0	0	0	0	

Table 20: Think of where you live most of the time. Which of the following people live there with you? Grandfather



Response	6	8	10	12	Total	
No	94.1	95.0	95.7	98.0	95.5	
Yes	5.9	5.0	4.3	2.0	4.5	
N of Valid	1110	1017	1104	758	3989	
N of Miss	0	0	0	0	0	

Table 21: Think of where you live most of the time. Which of the following people live there with you? Uncle



Response	6	8	10	12	Total	
No	96.6	97.5	97.7	98.7	97.5	
Yes	3.4	2.5	2.3	1.3	2.5	
N of Valid	1110	1017	1104	758	3989	
N of Miss	0	0	0	0	0	

Table 22: Think of where you live most of the time. Which of the following people live there with you? Other Adults



Response	6	8	10	12	Total	
No	97.9	98.7	98.6	97.9	98.3	
Yes	2.1	1.3	1.4	2.1	1.7	
N of Valid	1110	1017	1104	758	3989	
N of Miss	0	0	0	0	0	

Table 23: Think of where you live most of the time. Which of the following people live there with you? Brother(s)



Response	6	8	10	12	Total	
No	46.5	53.1	56.0	62.4	53.8	
Yes	53.5	46.9	44.0	37.6	46.2	
N of Valid	1110	1017	1104	758	3989	
N of Miss	0	0	0	0	0	

Table 24: Think of where you live most of the time. Which of the following people live there with you? Stepbrother(s)



Response	6	8	10	12	Total	
No	95.4	95.9	95.7	96.7	95.8	
Yes	4.6	4.1	4.3	3.3	4.2	
N of Valid	1110	1017	1104	758	3989	
N of Miss	0	0	0	0	0	

Table 25: Think of where you live most of the time. Which of the following people live there with you? Sister(s)



Response	6	8	10	12	Total	
No	52.6	55.8	61.0	64.8	58.0	
Yes	47.4	44.2	39.0	35.2	42.0	
N of Valid	1110	1017	1104	758	3989	
N of Miss	0	0	0	0	0	

Table 26: Think of where you live most of the time. Which of the following people live there with you? Stepsister(s)



Response	6	8	10	12	Total	
No	95.0	94.8	95.2	97.0	95.4	
Yes	5.0	5.2	4.8	3.0	4.6	
N of Valid	1110	1017	1104	758	3989	
N of Miss	0	0	0	0	0	

Table 27: Think of where you live most of the time. Which of the following people live there with you? Other Children



Response	6	8	10	12	Total	
No	95.4	96.6	96.5	96.3	96.2	
Yes	4.6	3.4	3.5	3.7	3.8	
N of Valid	1110	1017	1104	758	3989	
N of Miss	0	0	0	0	0	

Table 28: In my school, students have lots of chances to help decide things like class activities and rules.





Response	6	8	10	12	Total	
NO!	9.4	7.0	9.8	12.4	9.5	
no	33.3	33.3	38.0	37.0	35.3	
yes	48.8	51.6	44.1	39.0	46.3	
YES!	8.5	8.1	8.1	11.7	8.9	
N of Valid	1084	998	1101	752	3935	
N of Miss	26	19	3	6	54	

Table 29: Teachers ask me to work on special classroom projects.





Response	6	8	10	12	Total	
NO!	7.6	6.8	7.9	7.2	7.4	
no	32.8	39.0	44.7	34.4	38.0	
yes	42.8	43.5	41.0	46.0	43.1	
YES!	16.8	10.7	6.5	12.4	11.5	
N of Valid	1086	995	1094	750	3925	
N of Miss	24	22	10	8	64	

Table 30: My teacher(s) notices when I am doing a good job and lets me know about it.


Response	6	8	10	12	Total	
NO!	3.7	6.1	8.3	6.7	6.2	
no	16.6	27.1	30.8	28.2	25.4	
yes	50.8	46.2	51.6	50.9	49.9	
YES!	28.9	20.5	9.4	14.2	18.5	
N of Valid	1095	995	1101	748	3939	
N of Miss	15	22	3	10	50	

Table 31: There are lots of chances for students in my school to get involved in sports, clubs, and other school activities outside of class.


Response	6	8	10	12	Total	
NO!	1.4	1.5	1.4	1.5	1.4	
no	7.6	5.3	5.2	3.5	5.6	
yes	33.2	36.2	35.2	39.9	35.8	
YES!	57.8	57.0	58.2	55.2	57.2	
N of Valid	1095	1001	1097	750	3943	
N of Miss	15	16	7	8	46	

Table 32: There are lots of chances for students in my school to talk with a teacher one-on-one.


Response	6	8	10	12	Total	
NO!	3.6	4.1	4.4	4.4	4.1	
no	13.9	19.2	18.2	16.0	16.8	
yes	47.4	49.3	54.5	54.2	51.2	
YES!	35.1	27.4	22.9	25.4	27.9	
N of Valid	1085	997	1092	749	3923	
N of Miss	25	20	12	9	66	

Table 33: I feel safe at my school.

Response	6	8	10	12	Total	
NO!	3.0	6.3	5.5	5.9	5.1	
no	7.7	11.4	15.5	8.9	11.0	
yes	39.4	53.6	58.2	61.3	52.4	
YES!	49.9	28.7	20.8	23.9	31.5	
N of Valid	1094	994	1091	752	3931	
N of Miss	16	23	13	6	58	

Table 34: The school lets my parents know when I have done something well.

Response	6	8	10	12	Total	
NO!	11.3	18.7	23.5	27.4	19.7	
no	35.7	43.1	51.7	48.2	44.5	
yes	37.5	29.6	21.4	20.4	27.7	
YES!	15.5	8.6	3.4	4.0	8.2	
N of Valid	1080	988	1090	749	3907	
N of Miss	30	29	14	9	82	

Table 35: My teachers praise me when I work hard in school.

Response	6	8	10	12	Total	
NO!	11.5	12.5	15.9	13.7	13.4	
no	30.4	40.6	48.9	38.8	39.8	
yes	42.0	39.8	31.5	40.6	38.2	
YES!	16.2	7.2	3.8	7.0	8.6	
N of Valid	1065	991	1091	747	3894	
N of Miss	45	26	13	11	95	

Table 36: Are your school grades better than the grades of most students in your class?

Response	6	8	10	12	Total	
NO!	7.3	6.7	6.7	4.5	6.4	
no	25.8	24.9	30.3	26.3	26.9	
yes	50.4	54.9	49.6	51.9	51.6	
YES!	16.5	13.5	13.4	17.2	15.0	
N of Valid	1058	991	1092	748	3889	
N of Miss	52	26	12	10	100	

Table 37: I have lots of chances to be part of class discussions or activities.

Response	6	8	10	12	Total	
NO!	2.5	2.2	1.5	2.1	2.1	
no	10.4	9.2	11.8	10.4	10.5	
yes	44.7	56.3	65.9	64.4	57.3	
YES!	42.4	32.2	20.8	23.1	30.1	
N of Valid	1091	996	1095	750	3932	
N of Miss	19	21	9	8	57	

Table 38: Now thinking back over the past year in school, how often did you: enjoy being in school?

Response	6	8	10	12	Total	
Never	5.2	5.7	10.7	10.4	7.9	
Seldom	11.0	17.2	21.4	20.7	17.3	
Sometimes	31.2	36.7	39.1	36.8	35.9	
Often	30.5	28.9	22.5	24.6	26.7	
Almost always	22.1	11.6	6.3	7.4	12.2	
N of Valid	1088	1001	1094	747	3930	
N of Miss	22	16	10	11	59	

Table 39: Now thinking back over the past year in school, how often did you: hate being in school?






Response	6	8	10	12	Total	
Never	15.2	7.0	3.1	4.7	7.7	
Seldom	36.2	29.7	17.3	17.7	25.7	
Sometimes	28.1	33.2	36.3	37.6	33.5	
Often	12.1	18.7	27.4	27.2	20.9	
Almost always	8.3	11.4	16.0	12.8	12.1	
N of Valid	1079	997	1095	744	3915	
N of Miss	31	20	9	14	74	

Table 40: Now thinking back over the past year in school, how often did you: try to do your best work in school?






Response	6	8	10	12	Total	
Never	0.2	0.8	0.3	0.8	0.5	
Seldom	0.6	1.6	2.0	2.6	1.6	
Sometimes	3.8	8.5	14.0	18.3	10.6	
Often	17.9	27.3	36.2	38.1	29.3	
Almost always	77.5	61.8	47.5	40.2	58.0	
N of Valid	1082	991	1092	742	3907	
N of Miss	28	26	12	16	82	

Table 41: How often do you feel that the school work you are assigned is meaningful and important?






Response	6	8	10	12	Total	
Never	4.1	7.1	8.6	8.5	7.0	
Seldom	8.8	18.4	28.7	34.3	21.6	
Sometimes	25.0	31.3	36.9	35.8	32.0	
Often	33.3	27.8	19.5	16.5	24.9	
Almost always	28.8	15.4	6.3	5.0	14.6	
N of Valid	1078	996	1089	744	3907	
N of Miss	32	21	15	14	82	

Table 42: Putting them all together, what were your grades like last year?

Response	6	8	10	12	Total
Mostly F's	0.9	0.5	0.3	0.0	0.4
Mostly D's	2.0	2.3	4.3	1.9	2.7
Mostly C's	8.3	9.4	16.7	14.5	12.2
Mostly B's	35.5	35.5	36.2	36.1	35.8
Mostly A's	53.3	52.3	42.6	47.5	48.9
N of Valid	1034	960	1081	745	3820
N of Miss	76	57	23	13	169

Table 43: How important do you think the things you are learning in school are going to be for your later life?

Response	6	8	10	12	Total
Very important	40.5	22.1	13.5	7.6	22.1
Quite important	30.5	27.6	20.2	16.2	24.2
Fairly important	19.1	27.9	33.5	37.1	28.7
Slightly important	8.0	17.2	26.1	31.2	19.8
Not at all important	1.9	5.2	6.8	7.9	5.2
N of Valid	1095	989	1090	747	3921
N of Miss	15	28	14	11	68

Table 44: Do your parents care about your skipping or cutting school?

Response	6	8	10	12	Total
Yes	96.1	96.2	95.3	87.2	94.2
No	3.9	3.8	4.7	12.8	5.8
N of Valid	1089	993	1092	748	3922
N of Miss	21	24	12	10	67

Table 45: During the LAST FOUR WEEKS how many whole days of school have you missed because you skipped or 'cut'?








Response	6	8	10	12	Total	
None	72.9	74.3	74.1	50.3	69.3	
1	12.5	11.5	12.2	23.8	14.3	
2	5.7	5.8	5.4	12.6	7.0	
3	4.4	4.2	4.5	6.9	4.9	
4-5	3.5	2.5	2.4	4.4	3.1	
6-10	0.9	1.1	1.0	1.7	1.1	
11 or more	0.1	0.5	0.4	0.3	0.3	
N of Valid	1084	993	1090	749	3916	
N of Miss	26	24	14	9	73	

Table 46: What are the chances you would be seen as cool if you: smoked cigarettes?






Response	6	8	10	12	Total	
No or very little chance	87.7	72.7	68.2	66.1	74.3	
Little chance	6.7	14.1	16.6	18.8	13.7	
Some chance	3.1	8.4	11.1	11.0	8.2	
Pretty good chance	1.9	3.5	3.3	2.7	2.9	
Very good chance	0.6	1.3	0.8	1.5	1.0	
N of Valid	1068	989	1087	746	3890	
N of Miss	42	28	17	12	99	

Table 47: What are the chances you would be seen as cool if you: worked hard at school?






Response	6	8	10	12	Total	
No or very little chance	6.5	10.4	13.1	12.7	10.5	
Little chance	8.6	15.9	19.4	18.0	15.2	
Some chance	17.0	22.9	27.9	30.5	24.1	
Pretty good chance	26.5	25.6	24.3	24.2	25.2	
Very good chance	41.4	25.2	15.3	14.6	24.9	
N of Valid	1079	988	1083	740	3890	
N of Miss	31	29	21	18	99	

Table 48: What are the chances you would be seen as cool if you: began drinking alcoholic beverages regularly, that is, at least once or twice a month?

Response	6	8	10	12	Total	
No or very little chance	84.9	67.7	52.3	35.5	62.0	
Little chance	8.6	15.6	15.7	17.6	14.1	
Some chance	4.0	9.3	15.9	19.9	11.7	
Pretty good chance	1.6	5.1	12.5	20.0	9.0	
Very good chance	0.8	2.3	3.6	7.0	3.2	
N of Valid	1068	989	1085	740	3882	
N of Miss	42	28	19	18	107	

Table 49: What are the chances you would be seen as cool if you: defended someone who was being bullied?

Response	6	8	10	12	Total	
No or very little chance	6.7	7.4	10.4	8.7	8.3	
Little chance	7.3	10.8	12.2	9.8	10.0	
Some chance	14.2	22.9	26.4	29.7	22.8	
Pretty good chance	26.4	27.5	28.2	28.9	27.7	
Very good chance	45.5	31.4	22.7	22.7	31.2	
N of Valid	1073	985	1082	743	3883	
N of Miss	37	32	22	15	106	

Table 50: What are the chances you would be seen as cool if you: smoked marijuana?

Response	6	8	10	12	Total	
No or very little chance	89.4	67.5	47.9	34.3	61.7	
Little chance	5.4	13.5	14.7	15.2	12.0	
Some chance	2.5	7.9	15.2	17.8	10.4	
Pretty good chance	1.4	5.7	12.6	16.8	8.6	
Very good chance	1.2	5.5	9.6	15.9	7.4	
N of Valid	1065	990	1089	743	3887	
N of Miss	45	27	15	15	102	

Table 51: What are the chances you would be seen as cool if you: carried a handgun?


Response	6	8	10	12	Total	
No or very little chance	79.5	72.5	70.3	66.8	72.7	
Little chance	9.6	12.1	13.6	16.2	12.6	
Some chance	5.2	7.8	8.7	10.2	7.8	
Pretty good chance	3.0	4.3	4.9	3.6	4.0	
Very good chance	2.8	3.2	2.6	3.2	2.9	
N of Valid	1066	989	1086	743	3884	
N of Miss	44	28	18	15	105	

Table 52: What are the chances you would be seen as cool if you: used e-cigarettes, e-cigars or e-hookahs?


Response	6	8	10	12	Total	
No or very little chance	89.0	70.5	58.1	49.7	68.0	
Little chance	5.6	12.3	14.4	16.0	11.8	
Some chance	2.9	9.3	12.4	14.8	9.5	
Pretty good chance	1.7	4.0	10.1	12.1	6.6	
Very good chance	0.9	3.9	4.9	7.4	4.0	
N of Valid	1051	984	1087	743	3865	
N of Miss	59	33	17	15	124	

Table 53: What are the chances you would be seen as cool if you: bullied someone or cyber bullied someone?


Response	6	8	10	12	Total	
No or very little chance	83.0	77.2	74.9	75.6	77.8	
Little chance	9.5	12.5	14.3	15.6	12.7	
Some chance	3.7	6.6	6.4	5.2	5.5	
Pretty good chance	2.0	2.4	3.4	2.7	2.6	
Very good chance	1.9	1.3	1.0	0.9	1.3	
N of Valid	1074	987	1085	745	3891	
N of Miss	36	30	19	13	98	

Table 54: Think of your four best friends (the friends you feel closest to). In the past year (12 months), how many of your best friends have: participated in clubs, organizations or activities at school?






Response	6	8	10	12	Total	
0	7.8	8.0	9.4	10.3	8.8	
1	7.1	9.7	9.5	10.3	9.0	
2	13.2	15.5	18.0	17.7	16.0	
3	14.1	15.4	19.4	13.5	15.8	
4	57.8	51.4	43.7	48.2	50.4	
N of Valid	1072	974	1076	736	3858	
N of Miss	38	43	28	22	131	

Table 55: Think of your four best friends (the friends you feel closest to). In the past year (12 months), how many of your best friends have: smoked cigarettes?






Response	6	8	10	12	Total	
0	97.2	85.6	71.6	64.0	80.8	
1	1.9	7.6	14.6	15.0	9.4	
2	0.4	3.0	7.4	11.8	5.2	
3	0.4	1.7	3.2	4.9	2.4	
4	0.2	2.1	3.3	4.3	2.3	
N of Valid	1067	979	1076	738	3860	
N of Miss	43	38	28	20	129	

Table 56: Think of your four best friends (the friends you feel closest to). In the past year (12 months), how many of your best friends have: tried beer, wine or hard liquor (for example, vodka, whiskey, or gin) when their parents didn't know about it?






Response	6	8	10	12	Total	
0	91.5	74.0	50.0	30.2	63.8	
1	5.7	11.8	16.6	15.3	12.1	
2	1.6	6.6	12.7	17.2	8.9	
3	0.3	3.7	8.0	10.7	5.3	
4	0.9	4.0	12.6	26.6	9.9	
N of Valid	1070	977	1071	738	3856	
N of Miss	40	40	33	20	133	

Table 57: Think of your four best friends (the friends you feel closest to). In the past year (12 months), how many of your best friends have: used e-cigarettes, e-cigars, or e-hookahs?


Response	6	8	10	12	Total	
0	97.6	87.9	70.0	57.0	79.7	
1	2.1	5.3	12.6	15.3	8.4	
2	0.3	3.0	7.1	10.9	4.9	
3	0.0	1.7	4.6	7.2	3.1	
4	0.1	2.1	5.8	9.6	4.0	
N of Valid	1064	981	1072	737	3854	
N of Miss	46	36	32	21	135	

Table 58: Think of your four best friends (the friends you feel closest to). In the past year (12 months), how many of your best friends have: used marijuana?


Response	6	8	10	12	Total	
0	99.2	85.2	62.5	42.5	74.5	
1	0.7	7.1	14.8	16.1	9.2	
2	0.1	3.5	9.7	12.9	6.1	
3	0.0	1.6	5.0	8.8	3.5	
4	0.1	2.6	8.0	19.7	6.7	
N of Valid	1062	970	1071	737	3840	
N of Miss	48	47	33	21	149	

Table 59: Think of your four best friends (the friends you feel closest to). In the past year (12 months), how many of your best friends have: used prescription drugs or non-prescription drugs for the purpose of getting high?


Response	6	8	10	12	Total	
0	98.1	91.8	82.7	75.7	88.0	
1	1.2	3.9	9.4	12.1	6.3	
2	0.6	2.3	4.0	5.5	2.9	
3	0.0	0.7	2.1	2.5	1.2	
4	0.1	1.2	1.8	4.2	1.6	
N of Valid	1067	980	1074	733	3854	
N of Miss	43	37	30	25	135	

Table 60: Think of your four best friends (the friends you feel closest to). In the past year (12 months), how many of your best friends have: used synthetic marijuana (K2, spice) or bath salts?






Response	6	8	10	12	Total	
0	98.5	95.5	93.8	92.4	95.2	
1	1.1	2.1	3.6	4.6	2.8	
2	0.4	1.4	1.4	1.1	1.1	
3	0.0	0.5	0.5	0.4	0.3	
4	0.0	0.4	0.7	1.5	0.6	
N of Valid	1054	983	1072	739	3848	
N of Miss	56	34	32	19	141	

Table 61: Think of your four best friends (the friends you feel closest to). In the past year (12 months), how many of your best friends have: used LSD, cocaine, amphetamines, or other illegal drugs?






Response	6	8	10	12	Total	
0	99.2	94.6	91.0	84.0	92.8	
1	0.8	3.6	4.8	7.6	3.9	
2	0.1	0.8	2.6	3.4	1.6	
3	0.0	0.5	0.7	1.9	0.7	
4	0.0	0.5	0.9	3.1	1.0	
N of Valid	1060	978	1074	737	3849	
N of Miss	50	39	30	21	140	

Table 62: Think of your four best friends (the friends you feel closest to). In the past year (12 months), how many of your best friends have: been bullied?






Response	6	8	10	12	Total	
0	34.1	45.9	57.2	66.7	49.8	
1	30.4	23.2	19.6	14.1	22.4	
2	16.9	15.1	11.8	10.5	13.8	
3	7.7	5.1	4.6	4.1	5.5	
4	10.9	10.8	6.8	4.6	8.5	
N of Valid	1055	970	1073	736	3834	
N of Miss	55	47	31	22	155	

Table 63: Think of your four best friends (the friends you feel closest to). In the past year (12 months), how many of your best friends have: been suspended from school?






Response	6	8	10	12	Total	
0	81.2	70.6	76.2	79.9	76.9	
1	12.5	15.5	13.0	11.1	13.1	
2	3.6	7.4	5.7	5.0	5.4	
3	1.3	2.4	2.4	1.9	2.0	
4	1.3	4.0	2.7	2.0	2.5	
N of Valid	1069	981	1076	738	3864	
N of Miss	41	36	28	20	125	

Table 64: Think of your four best friends (the friends you feel closest to). In the past year (12 months), how many of your best friends have: carried a handgun?






Response	6	8	10	12	Total	
0	95.0	94.7	93.2	91.7	93.8	
1	2.7	2.4	3.8	3.4	3.1	
2	0.9	1.8	2.0	1.8	1.6	
3	0.5	0.4	0.4	0.9	0.5	
4	0.8	0.7	0.7	2.2	1.0	
N of Valid	1064	974	1074	737	3849	
N of Miss	46	43	30	21	140	

Table 65: Think of your four best friends (the friends you feel closest to). In the past year (12 months), how many of your best friends have: sold illegal drugs?






Response	6	8	10	12	Total	
0	99.5	95.0	89.6	83.0	92.4	
1	0.2	3.2	5.4	9.6	4.2	
2	0.2	0.9	2.4	4.2	1.8	
3	0.1	0.4	1.1	1.2	0.7	
4	0.0	0.4	1.4	1.9	0.9	
N of Valid	1055	965	1071	736	3827	
N of Miss	55	52	33	22	162	

Table 66: Think of your four best friends (the friends you feel closest to). In the past year (12 months), how many of your best friends have: regularly attended religious services?






Response	6	8	10	12	Total	
0	23.4	17.9	19.6	25.8	21.4	
1	8.8	11.2	13.8	16.8	12.4	
2	13.0	17.6	20.9	19.4	17.7	
3	14.4	20.8	19.1	15.5	17.6	
4	40.4	32.5	26.7	22.4	31.0	
N of Valid	1021	966	1076	736	3799	
N of Miss	89	51	28	22	190	

Table 67: Think of your four best friends (the friends you feel closest to). In the past year (12 months), how many of your best friends have: stolen or tried to steal a motor vehicle such as a car or motorcycle?






Response	6	8	10	12	Total	
0	98.3	96.8	94.1	96.6	96.4	
1	1.0	1.9	4.5	2.7	2.5	
2	0.5	0.7	0.6	0.3	0.5	
3	0.1	0.1	0.6	0.0	0.2	
4	0.1	0.4	0.3	0.4	0.3	
N of Valid	1068	979	1077	739	3863	
N of Miss	42	38	27	19	126	

Table 68: Think of your four best friends (the friends you feel closest to). In the past year (12 months), how many of your best friends have: been arrested?






Response	6	8	10	12	Total	
0	96.7	89.6	85.4	86.5	89.8	
1	2.3	6.6	9.6	8.8	6.7	
2	0.5	2.0	3.4	2.4	2.0	
3	0.2	0.6	0.8	1.1	0.6	
4	0.3	1.1	0.8	1.2	0.8	
N of Valid	1065	983	1073	739	3860	
N of Miss	45	34	31	19	129	

Table 69: Think of your four best friends (the friends you feel closest to). In the past year (12 months), how many of your best friends have: dropped out of school?






Response	6	8	10	12	Total	
0	97.3	97.0	95.9	92.9	96.0	
1	1.8	2.5	3.3	5.2	3.0	
2	0.8	0.2	0.5	1.2	0.6	
3	0.1	0.0	0.2	0.4	0.2	
4	0.1	0.3	0.2	0.3	0.2	
N of Valid	1059	977	1070	737	3843	
N of Miss	51	40	34	21	146	

Table 70: Think of your four best friends (the friends you feel closest to). In the past year (12 months), how many of your best friends have: been members of a gang?






Response	6	8	10	12	Total	
0	95.3	89.2	93.6	93.9	93.0	
1	2.7	5.6	3.6	3.1	3.8	
2	0.7	1.8	1.0	1.4	1.2	
3	0.3	1.0	0.5	0.3	0.5	
4	1.0	2.3	1.4	1.4	1.5	
N of Valid	1061	976	1070	738	3845	
N of Miss	49	41	34	20	144	

Table 71: How old were you when you first: smoked marijuana?










Response	6	8	10	12	Total	
Never	99.6	94.1	79.8	61.9	85.6	
10 or younger	0.2	0.4	1.5	0.9	0.7	
11	0.2	1.1	1.3	0.8	0.8	
12	0.0	1.1	2.0	1.9	1.2	
13	0.0	2.4	3.5	3.8	2.3	
14	0.0	0.8	5.2	4.6	2.5	
15	0.0	0.0	5.4	7.2	2.9	
16	0.0	0.0	0.9	10.8	2.3	
17 or older	0.0	0.0	0.3	8.1	1.6	
N of Valid	1084	982	1076	741	3883	
N of Miss	26	35	28	17	106	

Table 72: How old were you when you first: smoked a cigarette, even just a puff?


Response	6	8	10	12	Total	
Never	96.1	88.3	79.0	67.5	83.9	
10 or younger	3.3	4.9	5.2	3.5	4.2	
11	0.6	1.7	2.1	1.9	1.5	
12	0.1	2.1	2.6	2.8	1.8	
13	0.0	2.2	4.2	3.5	2.4	
14	0.0	0.7	3.2	4.8	2.0	
15	0.0	0.0	3.2	5.4	1.9	
16	0.0	0.0	0.5	5.5	1.2	
17 or older	0.0	0.0	0.0	5.1	1.0	
N of Valid	1076	984	1078	745	3883	
N of Miss	34	33	26	13	106	

Table 73: How old were you when you first: had more than a sip or two of beer, wine or hard liquor (for example, vodka, whiskey, or gin)?


Response	6	8	10	12	Total	
Never	85.8	74.4	58.4	37.4	66.0	
10 or younger	10.9	9.1	6.6	5.1	8.1	
11	2.7	3.8	2.6	1.3	2.7	
12	0.6	4.8	3.7	4.3	3.2	
13	0.0	6.3	6.1	4.8	4.2	
14	0.0	1.5	9.0	8.7	4.6	
15	0.0	0.1	11.0	12.8	5.5	
16	0.0	0.0	2.3	13.9	3.3	
17 or older	0.0	0.0	0.3	11.6	2.3	
N of Valid	1078	979	1079	743	3879	
N of Miss	32	38	25	15	110	

Table 74: How old were you when you first: began drinking alcoholic beverages regularly, that is, at least once or twice a month?










Response	6	8	10	12	Total	
Never	99.6	96.5	86.8	73.5	90.3	
10 or younger	0.3	0.5	0.6	0.0	0.4	
11	0.1	0.4	0.2	0.4	0.3	
12	0.0	0.8	0.2	0.4	0.3	
13	0.0	1.2	1.7	0.9	1.0	
14	0.0	0.5	3.2	2.3	1.5	
15	0.0	0.0	5.1	4.7	2.3	
16	0.0	0.0	2.0	9.7	2.4	
17 or older	0.0	0.0	0.2	8.1	1.6	
N of Valid	1079	983	1080	743	3885	
N of Miss	31	34	24	15	104	

Table 75: How old were you when you first: used Daztrex?


Response	6	8	10	12	Total	
Never	100.0	100.0	100.0	100.0	100.0	
10 or younger	0.0	0.0	0.0	0.0	0.0	
11	0.0	0.0	0.0	0.0	0.0	
12	0.0	0.0	0.0	0.0	0.0	
13	0.0	0.0	0.0	0.0	0.0	
14	0.0	0.0	0.0	0.0	0.0	
15	0.0	0.0	0.0	0.0	0.0	
16	0.0	0.0	0.0	0.0	0.0	
17 or older	0.0	0.0	0.0	0.0	0.0	
N of Valid	1028	971	1076	744	3819	
N of Miss	82	46	28	14	170	

Table 76: How old were you when you first: got suspended from school?


Response	6	8	10	12	Total	
Never	90.0	85.9	83.2	83.6	85.9	
10 or younger	7.0	5.6	4.5	3.5	5.3	
11	2.6	2.2	2.1	0.9	2.1	
12	0.4	3.3	2.1	1.7	1.9	
13	0.0	2.3	3.3	2.1	1.9	
14	0.0	0.5	2.6	3.6	1.5	
15	0.0	0.1	1.8	2.3	1.0	
16	0.0	0.0	0.5	1.5	0.4	
17 or older	0.0	0.0	0.0	0.7	0.1	
N of Valid	1075	979	1076	745	3875	
N of Miss	35	38	28	13	114	

Table 77: How old were you when you first: got arrested?


Response	6	8	10	12	Total	
Never	99.1	96.7	96.4	94.5	96.9	
10 or younger	0.3	0.4	0.1	0.5	0.3	
11	0.6	0.8	0.1	0.0	0.4	
12	0.1	1.0	0.2	0.1	0.4	
13	0.0	0.6	0.7	0.4	0.4	
14	0.0	0.4	1.0	1.3	0.6	
15	0.0	0.0	0.8	1.5	0.5	
16	0.0	0.0	0.6	0.5	0.3	
17 or older	0.0	0.0	0.1	1.1	0.2	
N of Valid	1074	981	1078	744	3877	
N of Miss	36	36	26	14	112	

Table 78: How old were you when you first: carried a handgun?










Response	6	8	10	12	Total	
Never	94.3	95.3	95.1	91.2	94.2	
10 or younger	3.2	1.5	1.0	2.4	2.0	
11	2.1	0.9	0.2	0.5	1.0	
12	0.4	0.8	0.7	0.8	0.6	
13	0.0	1.1	0.3	0.4	0.4	
14	0.0	0.3	1.3	1.3	0.7	
15	0.0	0.0	0.8	0.5	0.3	
16	0.0	0.0	0.6	1.3	0.4	
17 or older	0.0	0.0	0.1	1.3	0.3	
N of Valid	1072	973	1074	742	3861	
N of Miss	38	44	30	16	128	

Table 79: How old were you when you first: used e-cigarettes, e-cigars, or e-hookahs?










Response	6	8	10	12	Total	
Never	99.1	93.0	81.0	71.9	87.3	
10 or younger	0.7	0.9	0.1	0.1	0.5	
11	0.1	0.8	0.5	0.3	0.4	
12	0.2	1.6	1.7	0.3	1.0	
13	0.0	2.9	3.8	2.1	2.2	
14	0.0	0.7	5.9	3.4	2.5	
15	0.0	0.1	5.5	7.1	2.9	
16	0.0	0.0	1.6	9.1	2.2	
17 or older	0.0	0.0	0.0	5.6	1.1	
N of Valid	1069	979	1078	745	3871	
N of Miss	41	38	26	13	118	

Table 80: How old were you when you first: belonged to a gang?










Response	6	8	10	12	Total	
Never	98.5	96.5	98.5	97.8	97.9	
10 or younger	0.6	0.4	0.3	0.1	0.4	
11	0.7	0.5	0.1	0.3	0.4	
12	0.3	0.3	0.0	0.4	0.2	
13	0.0	1.4	0.2	0.1	0.4	
14	0.0	0.4	0.4	0.1	0.2	
15	0.0	0.3	0.5	0.1	0.2	
16	0.0	0.0	0.1	0.5	0.1	
17 or older	0.0	0.1	0.0	0.4	0.1	
N of Valid	1069	981	1074	742	3866	
N of Miss	41	36	30	16	123	

Table 81: How old were you when you first: used prescription drugs not prescribed to you?










Response	6	8	10	12	Total	
Never	98.1	96.2	91.4	85.9	93.4	
10 or younger	1.0	0.7	0.6	0.7	0.8	
11	0.6	0.6	0.5	0.5	0.5	
12	0.3	0.5	0.7	0.1	0.4	
13	0.0	1.4	1.2	1.2	0.9	
14	0.0	0.5	2.3	2.3	1.2	
15	0.0	0.0	2.2	2.6	1.1	
16	0.0	0.0	0.9	3.1	0.9	
17 or older	0.0	0.0	0.1	3.6	0.7	
N of Valid	1079	978	1077	744	3878	
N of Miss	31	39	27	14	111	

Table 82: How wrong do you think it is for someone your age to: take a handgun to school?

Response	6	8	10	12	Total	
Very wrong	91.4	87.7	85.4	89.0	88.3	
Wrong	6.6	8.7	10.4	7.6	8.4	
A little bit wrong	1.3	2.8	3.4	2.1	2.4	
Not at all wrong	0.7	0.8	0.8	1.2	0.9	
N of Valid	1088	996	1079	747	3910	
N of Miss	22	21	25	11	79	

Table 83: How wrong do you think it is for someone your age to: steal anything?

Response	6	8	10	12	Total	
Very wrong	75.1	66.4	62.8	69.3	68.4	
Wrong	21.0	26.0	29.9	24.6	25.4	
A little bit wrong	3.5	7.0	6.8	5.4	5.7	
Not at all wrong	0.4	0.6	0.6	0.8	0.6	
N of Valid	1081	987	1074	745	3887	
N of Miss	29	30	30	13	102	

Table 84: How wrong do you think it is for someone your age to: pick a fight with someone?

Response	6	8	10	12	Total	
Very wrong	61.1	46.0	43.1	48.7	49.9	
Wrong	27.8	33.4	31.8	33.5	31.4	
A little bit wrong	9.0	17.4	21.9	15.5	15.9	
Not at all wrong	2.1	3.2	3.2	2.3	2.7	
N of Valid	1070	985	1074	741	3870	
N of Miss	40	32	30	17	119	

Table 85: How wrong do you think it is for someone your age to: attack someone with the idea of seriously hurting them?





Response	6	8	10	12	Total	
Very wrong	91.2	81.7	72.6	74.7	80.5	
Wrong	5.4	12.1	20.0	18.3	13.6	
A little bit wrong	2.0	4.3	5.9	5.5	4.4	
Not at all wrong	1.4	1.8	1.5	1.5	1.5	
N of Valid	1079	989	1077	742	3887	
N of Miss	31	28	27	16	102	

Table 86: How wrong do you think it is for someone your age to: stay away from school all day when their parents think they are at school?





Response	6	8	10	12	Total	
Very wrong	84.1	68.4	50.5	42.2	62.8	
Wrong	12.4	24.1	35.2	31.6	25.3	
A little bit wrong	2.6	6.0	12.8	23.9	10.4	
Not at all wrong	0.9	1.5	1.5	2.3	1.5	
N of Valid	1082	987	1074	741	3884	
N of Miss	28	30	30	17	105	

Table 87: How wrong do you think it is for someone your age to: drink beer, wine or hard liquor (for example, vodka, whiskey, or gin) regularly?





Response	6	8	10	12	Total	
Very wrong	91.9	74.7	52.3	34.5	65.6	
Wrong	6.1	15.6	23.6	24.3	16.8	
A little bit wrong	1.4	7.3	18.8	29.5	13.0	
Not at all wrong	0.6	2.4	5.3	11.8	4.5	
N of Valid	1084	991	1078	740	3893	
N of Miss	26	26	26	18	96	

Table 88: How wrong do you think it is for someone your age to: smoke cigarettes?





Response	6	8	10	12	Total	
Very wrong	94.4	80.6	64.2	54.0	74.8	
Wrong	4.7	12.2	22.2	24.6	15.2	
A little bit wrong	0.5	4.7	9.8	14.6	6.8	
Not at all wrong	0.4	2.5	3.8	6.9	3.1	
N of Valid	1081	986	1078	741	3886	
N of Miss	29	31	26	17	103	

Table 89: How wrong do you think it is for someone your age to: smoke marijuana?





Response	6	8	10	12	Total	
Very wrong	96.7	80.0	55.9	38.9	70.0	
Wrong	2.4	9.2	18.3	16.8	11.3	
A little bit wrong	0.2	5.9	14.3	20.6	9.5	
Not at all wrong	0.7	5.0	11.5	23.6	9.2	
N of Valid	1072	983	1076	742	3873	
N of Miss	38	34	28	16	116	

Table 90: How wrong do you think it is for someone your age to: use prescription drugs or non-prescription drugs for the purpose of getting high?





Response	6	8	10	12	Total	
Very wrong	96.5	88.7	77.0	71.8	84.4	
Wrong	2.5	7.8	17.3	21.1	11.5	
A little bit wrong	0.7	2.5	4.5	5.4	3.1	
Not at all wrong	0.4	0.9	1.2	1.8	1.0	
N of Valid	1074	985	1078	740	3877	
N of Miss	36	32	26	18	112	

Table 91: How wrong do you think it is for someone your age to: use synthetic marijuana (K2, spice) or bath salts?

Response	6	8	10	12	Total	
Very wrong	96.1	88.9	81.9	83.3	87.9	
Wrong	3.0	7.9	13.7	12.4	9.1	
A little bit wrong	0.2	1.9	3.4	3.2	2.1	
Not at all wrong	0.7	1.2	0.9	1.1	1.0	
N of Valid	1060	984	1077	741	3862	
N of Miss	50	33	27	17	127	

Table 92: How wrong do you think it is for someone your age to: use LSD, cocaine, amphetamines or another illegal drug?

Response	6	8	10	12	Total	
Very wrong	98.0	91.5	87.6	82.0	90.4	
Wrong	1.3	6.4	9.5	10.4	6.6	
A little bit wrong	0.5	1.3	1.9	5.8	2.1	
Not at all wrong	0.2	0.8	1.0	1.9	0.9	
N of Valid	1072	988	1072	743	3875	
N of Miss	38	29	32	15	114	

Table 93: How wrong do you think it is for someone your age to: use e-cigarettes, e-cigars or e-hookahs?

Response	6	8	10	12	Total	
Very wrong	94.0	77.3	56.7	45.8	70.1	
Wrong	4.5	12.0	18.2	17.0	12.6	
A little bit wrong	1.1	6.1	15.6	19.8	10.0	
Not at all wrong	0.4	4.6	9.5	17.5	7.3	
N of Valid	1069	983	1076	743	3871	
N of Miss	41	34	28	15	118	

Table 94: At school during the past 12 months, did you receive help from the resource teacher, speech therapist or other special education teacher?



Response	6	8	10	12	Total	
No	81.3	86.3	90.3	91.9	87.1	
Yes	18.7	13.7	9.7	8.1	12.9	
N of Valid	972	890	974	664	3500	
N of Miss	138	127	130	94	489	

Table 95: How many times in the past year (12 months) have you: been suspended from school?









Response	6	8	10	12	Total	
Never	94.9	90.2	92.1	95.4	93.0	
1 to 2 times	4.3	7.8	6.5	3.6	5.7	
3 to 5 times	0.4	1.5	0.9	0.8	0.9	
6 to 9 times	0.2	0.1	0.0	0.1	0.1	
10 to 19 times	0.1	0.1	0.3	0.0	0.1	
20 to 29 times	0.0	0.1	0.0	0.0	0.0	
30 to 39 times	0.1	0.0	0.0	0.0	0.0	
40+ times	0.1	0.1	0.2	0.0	0.1	
N of Valid	1079	984	1077	744	3884	
N of Miss	31	33	27	14	105	

Table 96: How many times in the past year (12 months) have you: carried a handgun?









Response	6	8	10	12	Total	
Never	94.6	95.5	95.7	93.3	94.9	
1 to 2 times	3.4	1.9	2.0	2.0	2.4	
3 to 5 times	0.8	1.2	0.5	0.8	0.8	
6 to 9 times	0.1	0.3	0.3	0.8	0.3	
10 to 19 times	0.4	0.3	0.5	0.8	0.5	
20 to 29 times	0.1	0.2	0.3	0.4	0.2	
30 to 39 times	0.2	0.1	0.1	0.4	0.2	
40+ times	0.4	0.4	0.7	1.5	0.7	
N of Valid	1074	978	1075	741	3868	
N of Miss	36	39	29	17	121	

Table 97: How many times in the past year (12 months) have you: sold illegal drugs?


Response	6	8	10	12	Total	
Never	99.8	98.9	96.7	94.3	97.7	
1 to 2 times	0.1	0.6	1.1	2.6	1.0	
3 to 5 times	0.0	0.3	0.7	0.8	0.4	
6 to 9 times	0.0	0.2	0.4	0.4	0.2	
10 to 19 times	0.0	0.0	0.2	0.9	0.2	
20 to 29 times	0.0	0.0	0.4	0.1	0.1	
30 to 39 times	0.0	0.0	0.1	0.1	0.1	
40+ times	0.1	0.0	0.5	0.7	0.3	
N of Valid	1065	970	1073	739	3847	
N of Miss	45	47	31	19	142	

Table 98: How many times in the past year (12 months) have you: stolen or tried to steal a motor vehicle such as a car or motorcycle?


Response	6	8	10	12	Total	
Never	99.6	98.8	99.0	99.9	99.3	
1 to 2 times	0.3	1.2	0.7	0.0	0.6	
3 to 5 times	0.1	0.0	0.1	0.0	0.1	
6 to 9 times	0.0	0.0	0.0	0.1	0.0	
10 to 19 times	0.0	0.0	0.1	0.0	0.0	
20 to 29 times	0.0	0.0	0.0	0.0	0.0	
30 to 39 times	0.0	0.0	0.0	0.0	0.0	
40+ times	0.0	0.0	0.1	0.0	0.0	
N of Valid	1069	978	1072	741	3860	
N of Miss	41	39	32	17	129	

Table 99: How many times in the past year (12 months) have you: participated in clubs, organizations or activities at school?









Response	6	8	10	12	Total	
Never	22.5	28.2	29.2	27.9	26.9	
1 to 2 times	18.4	18.7	14.9	12.4	16.4	
3 to 5 times	16.6	14.7	11.7	9.3	13.4	
6 to 9 times	9.4	9.4	8.6	7.6	8.8	
10 to 19 times	11.2	7.0	7.4	8.6	8.6	
20 to 29 times	4.3	4.1	4.8	5.7	4.7	
30 to 39 times	3.5	2.1	2.3	2.7	2.7	
40+ times	14.1	15.7	21.0	25.8	18.7	
N of Valid	1064	977	1067	741	3849	
N of Miss	46	40	37	17	140	

Table 100: How many times in the past year (12 months) have you: been arrested?








Response	6	8	10	12	Total	
Never	99.2	97.7	96.8	97.0	97.8	
1 to 2 times	0.3	1.7	2.7	2.4	1.7	
3 to 5 times	0.2	0.6	0.0	0.0	0.2	
6 to 9 times	0.1	0.0	0.0	0.3	0.1	
10 to 19 times	0.0	0.0	0.1	0.1	0.1	
20 to 29 times	0.1	0.0	0.1	0.1	0.1	
30 to 39 times	0.0	0.0	0.0	0.0	0.0	
40+ times	0.1	0.0	0.3	0.0	0.1	
N of Valid	1062	969	1072	739	3842	
N of Miss	48	48	32	19	147	

Table 101: How many times in the past year (12 months) have you: attacked someone with the idea of seriously hurting them?


Response	6	8	10	12	Total	
Never	95.3	92.8	93.8	95.0	94.2	
1 to 2 times	2.9	5.3	4.6	3.0	4.0	
3 to 5 times	0.7	1.2	0.8	1.4	1.0	
6 to 9 times	0.2	0.1	0.2	0.1	0.2	
10 to 19 times	0.2	0.1	0.5	0.3	0.3	
20 to 29 times	0.3	0.2	0.0	0.1	0.2	
30 to 39 times	0.0	0.0	0.1	0.1	0.1	
40+ times	0.5	0.2	0.1	0.0	0.2	
N of Valid	1072	976	1074	739	3861	
N of Miss	38	41	30	19	128	

Table 102: How many times in the past year (12 months) have you: been drunk or high at school?


Response	6	8	10	12	Total	
Never	99.2	96.2	92.3	88.1	94.4	
1 to 2 times	0.6	3.0	4.0	4.9	3.0	
3 to 5 times	0.2	0.1	1.1	1.5	0.7	
6 to 9 times	0.0	0.2	1.0	1.2	0.6	
10 to 19 times	0.0	0.0	0.2	1.6	0.4	
20 to 29 times	0.0	0.2	0.3	0.9	0.3	
30 to 39 times	0.0	0.0	0.2	0.4	0.1	
40+ times	0.1	0.3	0.8	1.3	0.6	
N of Valid	1067	981	1070	741	3859	
N of Miss	43	36	34	17	130	

Table 103: How many times in the past year (12 months) have you: taken a handgun to school?


Response	6	8	10	12	Total	
Never	99.6	99.8	99.4	99.5	99.6	
1 to 2 times	0.2	0.2	0.2	0.1	0.2	
3 to 5 times	0.0	0.0	0.1	0.0	0.0	
6 to 9 times	0.0	0.0	0.0	0.1	0.0	
10 to 19 times	0.0	0.0	0.0	0.0	0.0	
20 to 29 times	0.0	0.0	0.0	0.0	0.0	
30 to 39 times	0.0	0.0	0.0	0.1	0.0	
40+ times	0.2	0.0	0.3	0.1	0.2	
N of Valid	1063	977	1071	741	3852	
N of Miss	47	40	33	17	137	

Table 104: Are you currently on probation, or assigned a probation officer with Juvenile Court?


Response	6	8	10	12	Total	
No	98.9	98.3	98.0	97.8	98.3	
Yes	1.1	1.7	2.0	2.2	1.7	
N of Valid	935	880	987	687	3489	
N of Miss	175	137	117	71	500	

Table 105: Have you ever belonged to a gang?


Response	6	8	10	12	Total	
No	96.7	93.0	95.9	95.4	95.3	
No, but would like to	1.3	1.9	2.0	1.6	1.7	
Yes, in the past	0.7	2.6	1.3	1.4	1.5	
Yes, belong now	1.0	2.2	0.7	1.6	1.3	
Yes, but would like to get out	0.3	0.3	0.2	0.0	0.2	
N of Valid	1094	994	1074	740	3902	
N of Miss	16	23	30	18	87	

Table 106: If you have ever belonged to a gang, did that gang have a name?


Response	6	8	10	12	Total	
No	8.0	6.6	10.4	11.1	8.9	
Yes	2.0	4.1	2.4	2.7	2.8	
I have never belonged to a gang	90.0	89.4	87.1	86.2	88.3	
N of Valid	1076	986	1063	732	3857	
N of Miss	34	31	41	26	132	

Table 107: You are at a party at someone's house, and one of your friends offers you a drink containing alcohol. What would you say or do?


Response	6	8	10	12	Total	
Drink it	2.5	11.1	28.4	41.4	19.3	
Tell your friend, 'No thanks, I don't drink' and suggest that you and your friend go and do something else	53.1	49.1	34.3	23.4	41.3	
Just say, 'No thanks' and walk away	28.2	23.6	28.7	29.8	27.5	
Make up a good excuse, tell your friend you had something else to do, and leave	16.1	16.2	8.5	5.4	12.0	
N of Valid	1080	982	1066	736	3864	
N of Miss	30	35	38	22	125	

Table 108: How often do you attend religious services or activities?


Response	6	8	10	12	Total	
Never	14.4	13.5	14.1	20.5	15.3	
Rarely	17.7	16.8	19.8	23.5	19.1	
1-2 Times a Month	11.2	16.6	12.9	15.5	13.9	
About Once a Week or More	56.8	53.1	53.2	40.6	51.7	
N of Valid	1048	983	1067	737	3835	
N of Miss	62	34	37	21	154	

Table 109: I think sometimes it's okay to cheat at school.


Response	6	8	10	12	Total	
NO!	73.5	45.7	22.5	19.6	42.1	
no	22.1	39.6	46.7	38.0	36.4	
yes	4.1	12.7	27.3	36.7	18.9	
YES!	0.3	2.0	3.5	5.7	2.6	
N of Valid	1085	990	1068	736	3879	
N of Miss	25	27	36	22	110	

Table 110: It is important to think before you act.


Response	6	8	10	12	Total	
NO!	0.9	1.7	0.8	1.9	1.3	
no	1.5	2.1	3.4	1.2	2.1	
yes	18.4	33.4	40.9	39.0	32.4	
YES!	79.1	62.8	54.9	57.9	64.2	
N of Valid	1074	983	1064	736	3857	
N of Miss	36	34	40	22	132	

Table 111: Sometimes I think that life is not worth it.

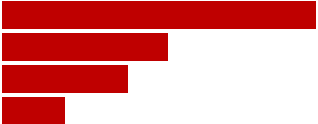
Response	6	8	10	12	Total	
NO!	62.6	50.1	40.2	41.8	49.3	
no	19.4	21.2	29.9	29.9	24.8	
yes	12.8	18.9	21.7	19.9	18.2	
YES!	5.2	9.8	8.2	8.4	7.8	
N of Valid	1059	970	1057	729	3815	
N of Miss	51	47	47	29	174	

Table 112: At times I think I am no good at all.

Response	6	8	10	12	Total	
NO!	41.0	34.3	26.9	29.8	33.3	
no	23.7	26.9	30.0	28.0	27.1	
yes	25.6	26.1	31.8	32.4	28.7	
YES!	9.7	12.8	11.3	9.8	10.9	
N of Valid	1072	971	1050	728	3821	
N of Miss	38	46	54	30	168	

Table 113: All in all, I am inclined to think that I am a failure.

Response	6	8	10	12	Total	
NO!	60.2	49.0	38.7	40.4	47.6	
no	23.9	30.0	39.4	39.9	32.8	
yes	11.2	13.5	15.2	13.8	13.4	
YES!	4.7	7.5	6.7	5.9	6.2	
N of Valid	1060	968	1059	732	3819	
N of Miss	50	49	45	26	170	

Table 114: In the past year, have you felt depressed or sad MOST days, even if you felt okay sometimes?

Response	6	8	10	12	Total	
NO!	40.0	37.2	28.0	28.8	33.9	
no	22.4	23.7	31.0	30.5	26.6	
yes	26.3	23.1	26.9	27.6	25.9	
YES!	11.3	16.0	14.1	13.1	13.6	
N of Valid	1074	975	1056	735	3840	
N of Miss	36	42	48	23	149	

Table 115: It is all right to beat up people if they start the fight.





Response	6	8	10	12	Total	
NO!	53.5	32.7	21.9	26.9	34.5	
no	21.6	22.3	26.1	22.4	23.2	
yes	15.5	25.3	29.6	28.8	24.4	
YES!	9.4	19.7	22.4	22.0	18.0	
N of Valid	1074	978	1054	733	3839	
N of Miss	36	39	50	25	150	

Table 116: I think it is okay to take something without asking if you can get away with it.





Response	6	8	10	12	Total	
NO!	84.0	68.9	54.1	55.4	66.5	
no	14.8	26.2	41.4	39.8	29.8	
yes	0.7	3.9	3.7	4.2	3.0	
YES!	0.5	1.0	0.9	0.5	0.7	
N of Valid	1071	977	1054	733	3835	
N of Miss	39	40	50	25	154	

Table 117: Where do you get the most information about living a drug and alcohol free life? Parents/guardians





Response	6	8	10	12	Total	
All the time	59.6	53.2	47.8	41.8	51.2	
Most	19.0	23.5	24.7	21.5	22.2	
Some	11.7	14.2	16.6	21.4	15.5	
Very little	9.8	9.1	11.0	15.3	11.0	
N of Valid	1044	965	1049	730	3788	
N of Miss	66	52	55	28	201	

Table 118: Where do you get the most information about living a drug and alcohol free life? Friends





Response	6	8	10	12	Total	
All the time	22.2	17.7	10.9	9.0	15.3	
Most	15.3	15.0	16.5	15.6	15.6	
Some	24.7	29.1	30.5	26.5	27.8	
Very little	37.8	38.1	42.2	48.8	41.3	
N of Valid	1008	947	1039	731	3725	
N of Miss	102	70	65	27	264	

Table 119: Where do you get the most information about living a drug and alcohol free life? Family members





Response	6	8	10	12	Total	
All the time	50.2	42.6	33.6	29.1	39.5	
Most	20.6	22.8	25.9	19.8	22.5	
Some	17.7	19.0	22.3	24.9	20.7	
Very little	11.5	15.6	18.2	26.2	17.3	
N of Valid	1007	956	1039	728	3730	
N of Miss	103	61	65	30	259	

Table 120: Where do you get the most information about living a drug and alcohol free life? School





Response	6	8	10	12	Total	
All the time	62.8	57.9	43.3	38.7	51.5	
Most	17.7	19.9	28.0	25.7	22.6	
Some	9.9	12.7	18.2	20.6	15.0	
Very little	9.6	9.5	10.5	15.0	10.9	
N of Valid	1029	967	1044	728	3768	
N of Miss	81	50	60	30	221	

Table 121: Where do you get the most information about living a drug and alcohol free life? Internet





Response	6	8	10	12	Total	
All the time	21.4	18.6	13.0	11.0	16.3	
Most	12.7	13.9	12.8	13.4	13.2	
Some	24.4	25.9	29.1	29.6	27.1	
Very little	41.4	41.6	45.1	46.0	43.4	
N of Valid	998	948	1026	726	3698	
N of Miss	112	69	78	32	291	

Table 122: Where do you get the most information about living a drug and alcohol free life? TV





Response	6	8	10	12	Total	
All the time	26.8	21.9	13.8	13.9	19.4	
Most	15.7	15.2	14.9	14.1	15.0	
Some	26.8	33.4	33.1	30.9	31.0	
Very little	30.7	29.6	38.3	41.2	34.6	
N of Valid	1000	950	1030	729	3709	
N of Miss	110	67	74	29	280	

Table 123: Where do you get the most information about living a drug and alcohol free life? Social media





Response	6	8	10	12	Total	
All the time	18.5	18.1	10.4	11.7	14.8	
Most	11.7	9.9	11.5	9.2	10.7	
Some	21.9	24.4	25.0	26.5	24.3	
Very little	47.9	47.6	53.1	52.6	50.2	
N of Valid	973	932	1023	725	3653	
N of Miss	137	85	81	33	336	

Table 124: How much do you think people risk harming themselves (physically or in other ways) if they: smoked one or more packs of cigarettes per day?





Response	6	8	10	12	Total	
No risk	8.5	6.7	6.1	5.4	6.8	
Slight risk	4.7	6.9	7.1	6.3	6.2	
Moderate risk	15.0	18.3	17.3	16.9	16.8	
Great risk	71.9	68.2	69.5	71.4	70.2	
N of Valid	1053	975	1036	728	3792	
N of Miss	57	42	68	30	197	

Table 125: How much do you think people risk harming themselves (physically or in other ways) if they: try marijuana once or twice?





Response	6	8	10	12	Total	
No risk	10.8	18.0	33.8	47.7	26.0	
Slight risk	21.2	25.0	31.1	27.3	26.0	
Moderate risk	27.6	25.5	16.3	11.7	20.9	
Great risk	40.4	31.4	18.8	13.4	27.0	
N of Valid	1044	967	1030	726	3767	
N of Miss	66	50	74	32	222	

Table 126: How much do you think people risk harming themselves (physically or in other ways) if they: smoke marijuana once or twice a week?





Response	6	8	10	12	Total	
No risk	9.8	12.9	22.1	32.4	18.4	
Slight risk	7.2	11.2	20.3	25.4	15.4	
Moderate risk	20.7	24.6	26.1	21.1	23.3	
Great risk	62.2	51.2	31.5	21.1	43.0	
N of Valid	1027	943	1024	720	3714	
N of Miss	83	74	80	38	275	

Table 127: How much do you think people risk harming themselves (physically or in other ways) if they: take one or two drinks of an alcoholic beverage (beer, wine, liquor) nearly every day?


Response	6	8	10	12	Total	
No risk	10.5	9.9	8.6	11.3	10.0	
Slight risk	13.2	17.3	21.4	24.0	18.6	
Moderate risk	23.9	26.8	27.6	31.8	27.2	
Great risk	52.4	46.1	42.3	32.9	44.3	
N of Valid	1050	968	1032	726	3776	
N of Miss	60	49	72	32	213	

Table 128: How much do you think people risk harming themselves (physically or in other ways) if they: have five or more drinks of an alcoholic beverage once or twice a weekend?


Response	6	8	10	12	Total	
No risk	9.4	7.9	6.2	7.7	7.8	
Slight risk	8.0	7.6	13.8	16.0	11.0	
Moderate risk	23.0	24.3	28.1	33.6	26.8	
Great risk	59.6	60.2	51.9	42.8	54.4	
N of Valid	1048	968	1035	727	3778	
N of Miss	62	49	69	31	211	

Table 129: How much do you think people risk harming themselves (physically or in other ways) if they: use prescription drugs that are not prescribed to them?


Response	6	8	10	12	Total	
No risk	8.8	6.1	4.7	4.7	6.2	
Slight risk	5.3	6.3	8.3	9.4	7.2	
Moderate risk	13.1	15.7	21.3	21.1	17.6	
Great risk	72.8	71.9	65.7	64.9	69.1	
N of Valid	1041	967	1031	726	3765	
N of Miss	69	50	73	32	224	

Table 130: How much do you think people risk harming themselves (physically or in other ways) if they: use non-prescription drugs to get high?

Response	6	8	10	12	Total	
No risk	9.0	6.4	4.8	4.1	6.3	
Slight risk	2.8	4.1	6.3	6.9	4.9	
Moderate risk	12.1	14.6	21.1	20.7	16.8	
Great risk	76.2	74.9	67.8	68.3	72.0	
N of Valid	1045	962	1033	726	3766	
N of Miss	65	55	71	32	223	

Table 131: How much do you think people risk harming themselves (physically or in other ways) if they: use e-cigarettes, e-cigars, or e-hookahs?

Response	6	8	10	12	Total	
No risk	10.0	13.6	20.8	24.3	16.7	
Slight risk	10.9	19.9	31.3	33.7	23.2	
Moderate risk	21.6	22.2	19.0	19.5	20.6	
Great risk	57.6	44.3	28.9	22.4	39.5	
N of Valid	1039	959	1032	723	3753	
N of Miss	71	58	72	35	236	

Table 132: Have you ever used smokeless tobacco (chew, snuff, plug, dipping tobacco, or chewing tobacco)?

Response	6	8	10	12	Total	
Never	97.9	92.7	87.2	79.0	90.0	
Once or Twice	1.9	5.8	6.1	9.6	5.5	
Once in a while but not regularly	0.2	0.7	2.9	3.6	1.7	
Regularly in the past	0.0	0.3	0.9	3.8	1.1	
Regularly now	0.1	0.5	2.9	4.0	1.7	
N of Valid	1072	966	1034	728	3800	
N of Miss	38	51	70	30	189	

Table 133: How often have you used smokeless tobacco during the past 30 days?

Response	6	8	10	12	Total	
Not at all	99.4	97.7	94.3	91.7	96.1	
Once or twice	0.3	1.7	1.6	3.3	1.6	
Once or twice per week	0.2	0.3	0.5	0.7	0.4	
Three to five times per week	0.1	0.3	0.7	0.3	0.3	
About once a day	0.0	0.0	0.6	1.0	0.3	
More than once a day	0.0	0.0	2.3	3.0	1.2	
N of Valid	1072	966	1033	726	3797	
N of Miss	38	51	71	32	192	

Table 134: Have you ever smoked cigarettes?

Response	6	8	10	12	Total	
Never	96.6	88.6	81.2	68.4	85.0	
Once or Twice	2.8	7.4	9.3	16.9	8.4	
Once in a while but not regularly	0.4	2.3	5.6	7.3	3.6	
Regularly in the past	0.3	1.2	1.9	4.3	1.7	
Regularly now	0.0	0.5	2.0	3.2	1.3	
N of Valid	1075	961	1027	727	3790	
N of Miss	35	56	77	31	199	

Table 135: How frequently have you smoked cigarettes during the past 30 days?

Response	6	8	10	12	Total	
Not at all	99.7	97.8	92.8	89.7	95.4	
Less than one cigarette per day	0.1	1.7	4.5	6.3	2.9	
One to five cigarettes per day	0.1	0.3	1.3	3.0	1.0	
About one-half pack per day	0.1	0.1	1.0	0.6	0.4	
About one pack per day	0.0	0.1	0.3	0.1	0.1	
About one and one-half packs per day	0.0	0.0	0.1	0.0	0.0	
Two packs or more per day	0.0	0.0	0.1	0.3	0.1	
N of Valid	1068	961	1030	725	3784	
N of Miss	42	56	74	33	205	

Table 136: Which statement best describes rules about smoking inside your home or your family cars?






Response	6	8	10	12	Total	
Smoking is not allowed anywhere inside your home or cars	69.7	71.1	73.7	74.9	72.2	
Smoking is allowed in some places and at some times or in some cars	9.8	9.4	9.8	9.7	9.7	
Smoking is allowed anywhere inside the home or cars	1.8	3.4	2.6	3.2	2.7	
There are no rules about smoking inside the home or cars	2.4	3.7	3.9	5.3	3.7	
I don't know	16.3	12.4	9.9	6.9	11.8	
N of Valid	1057	953	1028	722	3760	
N of Miss	53	64	76	36	229	

Table 137: Have you ever used e-cigarettes, e-cigars, or e-hookahs?






Response	6	8	10	12	Total	
Never	97.9	90.5	77.1	65.1	84.0	
Once or Twice	1.0	6.1	11.2	14.6	7.7	
Once in a while but not regularly	0.7	1.9	6.7	10.6	4.5	
Regularly in the past	0.3	0.5	2.0	5.4	1.8	
Regularly now	0.1	1.0	3.0	4.3	1.9	
N of Valid	1059	956	1024	725	3764	
N of Miss	51	61	80	33	225	

Table 138: How frequently have you used e-cigarettes, e-cigars, or e-hookahs?








Response	6	8	10	12	Total	
Not at all	99.6	95.6	89.1	84.2	92.8	
Less than 10 puffs per day	0.4	2.5	6.9	9.4	4.4	
10 to 50 puffs per day	0.0	0.7	2.1	3.5	1.4	
About one-half cartomiser per day	0.0	0.4	0.9	1.0	0.5	
About one cartomiser per day	0.0	0.2	0.4	1.1	0.4	
About one and one-half cartomisers per day	0.0	0.2	0.1	0.0	0.1	
Two cartomisers or more per day	0.0	0.3	0.5	0.8	0.4	
N of Valid	1055	951	1022	716	3744	
N of Miss	55	66	82	42	245	

Table 139: During this school year, were you taught in any of your classes about the dangers of tobacco use?






Response	6	8	10	12	Total	
Never	19.3	20.6	42.2	45.4	30.9	
Rarely	17.0	16.3	21.2	18.8	18.3	
Sometimes	25.0	25.3	18.9	19.8	22.4	
Often	21.0	23.2	11.6	10.3	16.9	
Almost always	17.7	14.7	6.1	5.8	11.5	
N of Valid	1036	946	1017	712	3711	
N of Miss	74	71	87	46	278	

Table 140: During the past 12 months, have you participated in any community activities to discourage people your age from using cigarettes, chewing tobacco, snuff, dip or cigars, e-cigarettes, e-cigars, or e-hookahs?






Response	6	8	10	12	Total	
Never	59.0	64.2	76.2	74.6	68.1	
Rarely	14.7	16.2	10.7	12.4	13.6	
Sometimes	14.6	10.8	8.1	8.2	10.6	
Often	6.0	6.0	3.5	3.1	4.7	
Almost always	5.7	2.8	1.5	1.7	3.0	
N of Valid	1024	937	1015	716	3692	
N of Miss	86	80	89	42	297	

Table 141: Think back over the last two weeks. How many times have you had five or more alcoholic drinks in a row?


Response	6	8	10	12	Total	
None	99.1	97.0	90.3	83.0	93.1	
Once	0.6	1.5	4.4	5.6	2.8	
Twice	0.3	0.6	2.8	5.6	2.1	
3-5 times	0.0	0.6	1.5	3.6	1.3	
6-9 times	0.0	0.1	0.7	0.8	0.4	
10 or more times	0.0	0.1	0.4	1.4	0.4	
N of Valid	1046	948	1018	716	3728	
N of Miss	64	69	86	42	261	

Table 142: During the past 30 days, how many times did you ride in a car or other vehicle driven by someone who had been drinking alcohol or using drugs to get high?


Response	6	8	10	12	Total	
0 times	92.0	89.2	87.6	83.8	88.5	
1 time	3.4	5.6	6.0	5.7	5.1	
2 or 3 times	2.5	3.3	3.6	5.7	3.6	
4 or 5 times	0.4	0.6	1.1	1.3	0.8	
6 or more times	1.7	1.3	1.7	3.5	1.9	
N of Valid	1042	948	1016	714	3720	
N of Miss	68	69	88	44	269	

Table 143: During the past 30 days, how many times did you drive a car or other vehicle when you had been drinking alcohol or using drugs to get high?


Response	6	8	10	12	Total	
I did not drive a car in the past 30 days	54.9	61.2	43.0	23.0	47.0	
0 times	44.3	37.7	54.7	67.5	50.0	
1 time	0.4	0.4	0.8	4.8	1.4	
2 or 3 times	0.3	0.4	0.6	2.4	0.8	
4 or 5 times	0.0	0.0	0.3	0.8	0.2	
6 or more times	0.1	0.2	0.6	1.5	0.6	
N of Valid	995	920	991	710	3616	
N of Miss	115	97	113	48	373	

Table 144: If you drank alcohol (not just a sip or taste) in the past year, how did you usually get it?













Response	6	8	10	12	Total	
I did not drink alcohol in the past year	96.2	88.7	72.4	52.5	79.4	
I bought it myself with a fake ID	0.0	0.1	0.1	0.4	0.1	
I bought it myself without a fake ID	0.0	0.1	0.3	1.4	0.4	
I got it from someone I know age 21 or older	0.8	1.5	8.3	21.3	6.9	
I got it from someone I know under age 21	0.2	1.2	4.8	9.3	3.4	
I got it from my brother or sister	0.0	0.8	1.0	1.6	0.8	
I got it from home with my parents' permission	0.5	2.0	4.6	6.3	3.1	
I got it from home without my parents' permission	0.4	2.7	2.8	1.3	1.8	
I got it from another relative	0.1	1.3	1.3	1.0	0.9	
A stranger bought it for me	0.1	0.0	0.2	0.7	0.2	
I took it from a store or shop	0.1	0.0	0.0	0.0	0.0	
Other	1.7	1.7	4.1	4.3	2.8	
N of Valid	1020	943	993	701	3657	
N of Miss	90	74	111	57	332	

Table 145: If you drank alcohol (not just a sip or taste) in the past year, where did you usually drink it?











Response	6	8	10	12	Total	
I did not drink alcohol in the past year	96.7	88.7	73.4	53.1	80.0	
At my home	1.8	5.7	9.1	13.1	6.9	
At someone else's home	0.6	4.2	13.7	28.1	10.4	
At an open area like a park, beach, field, back road, woods, or a street corner	0.3	0.6	1.6	3.9	1.4	
At a sporting event or concert	0.2	0.2	0.4	0.3	0.3	
At a restaurant, bar, or a nightclub	0.0	0.0	0.4	0.9	0.3	
At an empty building or a construction site	0.1	0.1	0.2	0.0	0.1	
At a hotel/motel	0.1	0.3	0.4	0.4	0.3	
An a car	0.1	0.0	0.7	0.0	0.2	
At school	0.2	0.2	0.0	0.3	0.2	
N of Valid	1018	937	990	697	3642	
N of Miss	92	80	114	61	347	

Table 146: How do you feel about someone your age having one or two drinks of an alcoholic beverage nearly every day?


Response	6	8	10	12	Total	
Neither approve nor disapprove	16.1	21.9	31.7	30.5	24.7	
Somewhat disapprove	6.1	14.0	18.9	26.0	15.5	
Strongly disapprove	68.6	55.5	42.7	37.1	52.1	
Don't know or can't say	9.2	8.6	6.7	6.4	7.8	
N of Valid	1009	935	1002	708	3654	
N of Miss	101	82	102	50	335	

Table 147: On how many occasions have you had alcoholic beverages (beer, wine or hard liquor) to drink in your lifetime - more than just a few sips?


Response	6	8	10	12	Total	
0	93.5	82.4	65.2	45.1	73.8	
1-2	4.9	8.7	10.6	10.9	8.5	
3-5	0.9	4.6	7.5	11.7	5.7	
6-9	0.3	2.0	5.1	7.1	3.3	
10-19	0.0	1.4	5.9	8.2	3.5	
20-39	0.1	0.5	2.6	7.5	2.3	
40	0.3	0.4	3.2	9.5	2.9	
N of Valid	1059	953	1004	718	3734	
N of Miss	51	64	100	40	255	

Table 148: On how many occasions have you drunk one of more drinks of an alcoholic beverage during the past 30 days?


Response	6	8	10	12	Total	
0	99.4	95.7	86.0	72.9	89.8	
1-2	0.5	3.1	8.7	14.4	6.1	
3-5	0.1	0.6	3.0	6.6	2.3	
6-9	0.0	0.1	1.1	3.2	0.9	
10-19	0.0	0.2	0.8	1.4	0.5	
20-39	0.0	0.0	0.1	1.0	0.2	
40	0.0	0.2	0.3	0.4	0.2	
N of Valid	1047	955	1002	713	3717	
N of Miss	63	62	102	45	272	

Table 149: On how many occasions have you used marijuana (grass, pot) or hashish (hash, hash oil) in your lifetime?


Response	6	8	10	12	Total	
0	99.0	94.0	80.8	62.9	85.9	
1-2	0.7	2.4	5.6	6.6	3.6	
3-5	0.1	1.4	3.0	5.3	2.2	
6-9	0.1	0.1	2.2	3.7	1.3	
10-19	0.0	0.6	1.8	3.9	1.4	
20-39	0.0	0.3	1.9	2.8	1.1	
40	0.2	1.2	4.7	14.7	4.4	
N of Valid	1048	950	999	712	3709	
N of Miss	62	67	105	46	280	

Table 150: On how many occasions have you used marijuana (grass, pot) or hashish (hash, hash oil) during the past 30 days?


Response	6	8	10	12	Total	
0	99.8	97.0	92.0	80.0	93.2	
1-2	0.1	1.6	2.9	6.3	2.4	
3-5	0.0	0.3	1.7	4.1	1.3	
6-9	0.0	0.7	0.9	2.5	0.9	
10-19	0.1	0.0	0.7	3.5	0.9	
20-39	0.0	0.2	0.6	1.8	0.6	
40	0.0	0.2	1.2	1.8	0.7	
N of Valid	1043	953	1003	715	3714	
N of Miss	67	64	101	43	275	

Table 151: On how many occasions have you used LSD or other psychedelics in your lifetime?


Response	6	8	10	12	Total	
0	99.5	99.4	98.0	95.2	98.2	
1-2	0.4	0.4	1.1	2.4	1.0	
3-5	0.0	0.1	0.4	1.1	0.4	
6-9	0.1	0.0	0.3	0.6	0.2	
10-19	0.0	0.0	0.1	0.4	0.1	
20-39	0.0	0.0	0.0	0.1	0.0	
40	0.0	0.1	0.1	0.1	0.1	
N of Valid	1028	949	1002	714	3693	
N of Miss	82	68	102	44	296	

Table 152: On how many occasions have you used LSD or other psychedelics during the past 30 days?

Response	6	8	10	12	Total	
0	99.9	99.9	99.7	97.9	99.5	
1-2	0.1	0.1	0.3	1.3	0.4	
3-5	0.0	0.0	0.0	0.4	0.1	
6-9	0.0	0.0	0.0	0.4	0.1	
10-19	0.0	0.0	0.0	0.0	0.0	
20-39	0.0	0.0	0.0	0.0	0.0	
40	0.0	0.0	0.0	0.0	0.0	
N of Valid	1022	947	1004	715	3688	
N of Miss	88	70	100	43	301	

Table 153: On how many occasions have you used cocaine or crack in your lifetime?

Response	6	8	10	12	Total	
0	99.7	98.8	98.8	97.8	98.9	
1-2	0.2	0.9	0.6	1.0	0.6	
3-5	0.1	0.1	0.3	0.4	0.2	
6-9	0.0	0.0	0.2	0.4	0.1	
10-19	0.0	0.1	0.0	0.3	0.1	
20-39	0.0	0.0	0.0	0.0	0.0	
40	0.0	0.0	0.1	0.1	0.1	
N of Valid	1049	950	1004	714	3717	
N of Miss	61	67	100	44	272	

Table 154: On how many occasions have you used cocaine or crack during the past 30 days?

Response	6	8	10	12	Total	
0	99.8	99.7	99.5	99.2	99.6	
1-2	0.2	0.3	0.3	0.7	0.4	
3-5	0.0	0.0	0.1	0.0	0.0	
6-9	0.0	0.0	0.1	0.1	0.1	
10-19	0.0	0.0	0.0	0.0	0.0	
20-39	0.0	0.0	0.0	0.0	0.0	
40	0.0	0.0	0.0	0.0	0.0	
N of Valid	1040	945	1000	714	3699	
N of Miss	70	72	104	44	290	

Table 155: On how many occasions have you sniffed glue, breathed the contents of an aerosol spray can, or inhaled other gases or sprays, in order to get high in your lifetime?








Response	6	8	10	12	Total	
0	97.3	95.1	95.5	97.1	96.2	
1-2	1.1	3.4	2.6	2.0	2.2	
3-5	0.5	0.4	1.2	0.6	0.7	
6-9	0.3	0.1	0.2	0.1	0.2	
10-19	0.4	0.4	0.3	0.1	0.3	
20-39	0.0	0.3	0.0	0.0	0.1	
40	0.5	0.3	0.2	0.1	0.3	
N of Valid	1043	950	999	714	3706	
N of Miss	67	67	105	44	283	

Table 156: On how many occasions have you sniffed glue, breathed the contents of an aerosol spray can, or inhaled other gases or sprays, in order to get high during the past 30 days?







Response	6	8	10	12	Total	
0	98.2	98.2	99.0	99.3	98.6	
1-2	0.8	0.7	0.4	0.3	0.6	
3-5	0.5	0.7	0.4	0.3	0.5	
6-9	0.1	0.3	0.2	0.1	0.2	
10-19	0.3	0.0	0.0	0.0	0.1	
20-39	0.0	0.0	0.0	0.0	0.0	
40	0.2	0.0	0.0	0.0	0.1	
N of Valid	1042	946	999	714	3701	
N of Miss	68	71	105	44	288	

Table 157: On how many occasions have you used Daztrex in your lifetime?


Response	6	8	10	12	Total	
0	100.0	100.0	100.0	100.0	100.0	
1-2	0.0	0.0	0.0	0.0	0.0	
3-5	0.0	0.0	0.0	0.0	0.0	
6-9	0.0	0.0	0.0	0.0	0.0	
10-19	0.0	0.0	0.0	0.0	0.0	
20-39	0.0	0.0	0.0	0.0	0.0	
40	0.0	0.0	0.0	0.0	0.0	
N of Valid	1017	943	999	713	3672	
N of Miss	93	74	105	45	317	

Table 158: On how many occasions have you used Daztrex during the past 30 days?


Response	6	8	10	12	Total	
0	100.0	100.0	100.0	100.0	100.0	
1-2	0.0	0.0	0.0	0.0	0.0	
3-5	0.0	0.0	0.0	0.0	0.0	
6-9	0.0	0.0	0.0	0.0	0.0	
10-19	0.0	0.0	0.0	0.0	0.0	
20-39	0.0	0.0	0.0	0.0	0.0	
40	0.0	0.0	0.0	0.0	0.0	
N of Valid	1025	945	998	714	3682	
N of Miss	85	72	106	44	307	

Table 159: On how many occasions have you used synthetic marijuana (K2, spice) in your lifetime?








Response	6	8	10	12	Total	
0	99.6	99.0	97.2	95.8	98.1	
1-2	0.2	0.6	1.7	2.8	1.2	
3-5	0.0	0.1	0.2	0.4	0.2	
6-9	0.1	0.1	0.2	0.1	0.1	
10-19	0.0	0.1	0.3	0.3	0.2	
20-39	0.0	0.0	0.2	0.3	0.1	
40	0.1	0.0	0.2	0.3	0.1	
N of Valid	1035	943	994	714	3686	
N of Miss	75	74	110	44	303	

Table 160: On how many occasions have you used synthetic marijuana (K2, spice) during the past 30 days?


Response	6	8	10	12	Total	
0	99.8	99.7	99.4	99.7	99.6	
1-2	0.1	0.2	0.6	0.1	0.3	
3-5	0.0	0.1	0.0	0.0	0.0	
6-9	0.1	0.0	0.0	0.0	0.0	
10-19	0.0	0.0	0.0	0.0	0.0	
20-39	0.0	0.0	0.0	0.0	0.0	
40	0.0	0.0	0.0	0.1	0.0	
N of Valid	1039	947	997	713	3696	
N of Miss	71	70	107	45	293	

Table 161: On how many occasions have you used methamphetamines (meth, speed, crank, crystal meth) in your lifetime?


Response	6	8	10	12	Total	
0	99.8	99.6	99.2	98.5	99.3	
1-2	0.1	0.3	0.5	0.6	0.4	
3-5	0.0	0.0	0.2	0.7	0.2	
6-9	0.0	0.0	0.0	0.1	0.0	
10-19	0.0	0.0	0.0	0.0	0.0	
20-39	0.0	0.1	0.0	0.1	0.1	
40	0.1	0.0	0.1	0.0	0.1	
N of Valid	1034	942	997	712	3685	
N of Miss	76	75	107	46	304	

Table 162: On how many occasions have you used methamphetamines (meth, speed, crank, crystal meth) in the past 30 days?


Response	6	8	10	12	Total	
0	99.9	99.8	99.9	99.6	99.8	
1-2	0.0	0.1	0.1	0.3	0.1	
3-5	0.0	0.0	0.0	0.1	0.0	
6-9	0.0	0.0	0.0	0.0	0.0	
10-19	0.1	0.0	0.0	0.0	0.0	
20-39	0.0	0.0	0.0	0.0	0.0	
40	0.0	0.1	0.0	0.0	0.0	
N of Valid	1032	940	996	713	3681	
N of Miss	78	77	108	45	308	

Table 163: On how many occasions have you used other chemical products (bath salts, plant food, etc.) in your lifetime?


Response	6	8	10	12	Total	
0	96.9	97.9	99.2	99.9	98.3	
1-2	1.7	1.5	0.3	0.0	0.9	
3-5	0.4	0.2	0.2	0.1	0.2	
6-9	0.4	0.0	0.2	0.0	0.2	
10-19	0.1	0.2	0.0	0.0	0.1	
20-39	0.1	0.0	0.0	0.0	0.0	
40	0.5	0.2	0.1	0.0	0.2	
N of Valid	1022	941	996	712	3671	
N of Miss	88	76	108	46	318	

Table 164: On how many occasions have you used other chemical products (bath salts, plant food, etc.) during the past 30 days?


Response	6	8	10	12	Total	
0	98.3	98.8	99.8	100.0	99.2	
1-2	1.0	0.7	0.0	0.0	0.5	
3-5	0.3	0.3	0.1	0.0	0.2	
6-9	0.3	0.0	0.1	0.0	0.1	
10-19	0.0	0.0	0.0	0.0	0.0	
20-39	0.0	0.0	0.0	0.0	0.0	
40	0.1	0.1	0.0	0.0	0.1	
N of Valid	1024	945	994	711	3674	
N of Miss	86	72	110	47	315	

Table 165: On how many occasions have you used heroin or other opiates in your lifetime?


Response	6	8	10	12	Total	
0	99.8	99.6	99.3	98.9	99.4	
1-2	0.1	0.2	0.3	0.7	0.3	
3-5	0.0	0.2	0.0	0.0	0.1	
6-9	0.0	0.0	0.1	0.0	0.0	
10-19	0.0	0.0	0.1	0.3	0.1	
20-39	0.1	0.0	0.0	0.0	0.0	
40	0.0	0.0	0.2	0.1	0.1	
N of Valid	1022	942	991	711	3666	
N of Miss	88	75	113	47	323	

Table 166: On how many occasions have you used heroin or other opiates during the past 30 days?


Response	6	8	10	12	Total	
0	99.9	99.9	99.6	99.7	99.8	
1-2	0.0	0.1	0.1	0.1	0.1	
3-5	0.0	0.0	0.1	0.1	0.1	
6-9	0.1	0.0	0.2	0.0	0.1	
10-19	0.0	0.0	0.0	0.0	0.0	
20-39	0.0	0.0	0.0	0.0	0.0	
40	0.0	0.0	0.0	0.0	0.0	
N of Valid	1028	944	994	709	3675	
N of Miss	82	73	110	49	314	

Table 167: On how many occasions have you used MDMA ('X', 'E', or ecstasy) in your lifetime?


Response	6	8	10	12	Total	
0	99.8	99.5	99.0	95.9	98.7	
1-2	0.1	0.5	0.4	2.5	0.8	
3-5	0.0	0.0	0.3	1.1	0.3	
6-9	0.0	0.0	0.2	0.1	0.1	
10-19	0.0	0.0	0.1	0.0	0.0	
20-39	0.0	0.0	0.0	0.3	0.1	
40	0.1	0.0	0.0	0.0	0.0	
N of Valid	1014	940	994	708	3656	
N of Miss	96	77	110	50	333	

Table 168: On how many occasions have you used MDMA ('X', 'E', or ecstasy) during the past 30 days?


Response	6	8	10	12	Total	
0	99.9	99.8	99.9	98.7	99.6	
1-2	0.0	0.2	0.1	1.3	0.3	
3-5	0.0	0.0	0.0	0.0	0.0	
6-9	0.0	0.0	0.0	0.0	0.0	
10-19	0.1	0.0	0.0	0.0	0.0	
20-39	0.0	0.0	0.0	0.0	0.0	
40	0.0	0.0	0.0	0.0	0.0	
N of Valid	1012	944	991	706	3653	
N of Miss	98	73	113	52	336	

Table 169: On how many occasions have you taken prescription drugs (such as Valium, Xanax, Ritalin, Adderall, OxyContin, Darvocet, or sleeping pills) not prescribed to you in your lifetime?








Response	6	8	10	12	Total	
0	96.2	96.0	91.7	85.5	92.9	
1-2	1.4	1.3	2.8	5.9	2.6	
3-5	0.9	0.8	1.6	2.7	1.4	
6-9	0.4	0.1	0.9	2.4	0.8	
10-19	0.2	0.4	1.2	1.0	0.7	
20-39	0.6	0.2	0.5	0.8	0.5	
40	0.4	1.2	1.3	1.7	1.1	
N of Valid	1026	949	997	708	3680	
N of Miss	84	68	107	50	309	

Table 170: On how many occasions have you taken prescription drugs (such as Valium, Xanax, Ritalin, Adderall, OxyContin, Darvocet, or sleeping pills) not prescribed to you during the past 30 days?








Response	6	8	10	12	Total	
0	98.5	97.5	96.3	94.8	96.9	
1-2	0.6	1.1	1.5	3.2	1.5	
3-5	0.2	0.5	1.3	0.7	0.7	
6-9	0.3	0.4	0.1	0.7	0.4	
10-19	0.1	0.2	0.7	0.4	0.4	
20-39	0.1	0.0	0.0	0.0	0.0	
40	0.2	0.3	0.1	0.1	0.2	
N of Valid	1025	944	994	708	3671	
N of Miss	85	73	110	50	318	

Table 171: On how many occasions have you taken non-prescription medicines such as diet pills (for example, Dietac, Dexatrim or Prolamine), stay-awake pills (for example No-Doz, Vivarin, or Wake), or cough or cold medicines (robos, DXM, etc.) to get high in your lifetime?








Response	6	8	10	12	Total	
0	98.9	98.2	96.2	96.2	97.5	
1-2	0.2	0.7	1.2	0.6	0.7	
3-5	0.2	0.5	0.7	0.8	0.5	
6-9	0.1	0.1	1.1	0.7	0.5	
10-19	0.0	0.2	0.3	0.8	0.3	
20-39	0.2	0.1	0.2	0.3	0.2	
40	0.4	0.1	0.3	0.6	0.3	
N of Valid	1031	949	993	709	3682	
N of Miss	79	68	111	49	307	

Table 172: On how many occasions have you taken non-prescription medicines such as diet pills (for example, Dietac, Dexatrim or Prolamine), stay-awake pills (for example No-Doz, Vivarin, or Wake), or cough or cold medicines (robos, DXM, etc.) to get high during the past 30 days?








Response	6	8	10	12	Total	
0	99.5	99.3	98.9	98.3	99.0	
1-2	0.2	0.6	0.5	0.8	0.5	
3-5	0.0	0.0	0.4	0.4	0.2	
6-9	0.0	0.0	0.0	0.1	0.0	
10-19	0.3	0.0	0.1	0.0	0.1	
20-39	0.0	0.0	0.0	0.3	0.1	
40	0.0	0.1	0.1	0.0	0.1	
N of Valid	1031	942	989	708	3670	
N of Miss	79	75	115	50	319	

Table 173: On how many occasions have you been drunk or very high from drinking alcoholic beverages during the past 30 days?








Response	6	8	10	12	Total	
0	99.6	97.6	92.0	80.1	93.3	
1-2	0.3	1.7	4.2	11.6	3.9	
3-5	0.1	0.3	2.2	4.8	1.6	
6-9	0.0	0.1	0.7	1.8	0.6	
10-19	0.0	0.0	0.5	1.0	0.3	
20-39	0.0	0.0	0.1	0.4	0.1	
40	0.0	0.3	0.2	0.1	0.2	
N of Valid	1029	946	989	705	3669	
N of Miss	81	71	115	53	320	

Table 174: On how many occasions have you drunk flavored alcoholic beverages, sometimes called 'alcopops' (like Mike's Hard Lemonade, Smirnoff Ice, Bacardi Breezers, etc.) in your lifetime?








Response	6	8	10	12	Total	
0	97.6	91.3	80.7	62.8	84.7	
1-2	2.0	4.5	6.3	10.4	5.4	
3-5	0.2	2.3	4.9	9.1	3.7	
6-9	0.1	0.5	3.9	5.1	2.2	
10-19	0.1	0.5	1.7	5.7	1.7	
20-39	0.0	0.3	1.0	3.3	1.0	
40	0.0	0.5	1.5	3.7	1.3	
N of Valid	1029	943	989	704	3665	
N of Miss	81	74	115	54	324	

Table 175: On how many occasions have you drunk flavored alcoholic beverages, sometimes called 'alcopops' (like Mike's Hard Lemonade, Smirnoff Ice, Bacardi Breezers, etc.) during the past 30 days?








Response	6	8	10	12	Total	
0	99.9	96.5	91.6	83.2	93.6	
1-2	0.1	2.4	5.6	11.3	4.4	
3-5	0.0	0.5	1.5	3.8	1.3	
6-9	0.0	0.1	0.6	0.6	0.3	
10-19	0.0	0.0	0.2	0.4	0.1	
20-39	0.0	0.1	0.2	0.3	0.1	
40	0.0	0.3	0.2	0.4	0.2	
N of Valid	1026	944	992	709	3671	
N of Miss	84	73	112	49	318	

Table 176: If you used prescription drugs or over the counter drugs without a doctor telling you to use it or for the purpose of getting high, where did you get these drugs? - Did not use



Response	6	8	10	12	Total	
No	10.6	12.1	17.7	16.8	14.1	
Yes	89.4	87.9	82.3	83.2	85.9	
N of Valid	1110	1017	1104	758	3989	
N of Miss	0	0	0	0	0	

Table 177: If you used prescription drugs or over the counter drugs without a doctor telling you to use it or for the purpose of getting high, where did you get these drugs? - Bought or took from store or shop



Response	6	8	10	12	Total	
No	100.0	99.8	98.9	99.1	99.5	
Yes	0.0	0.2	1.1	0.9	0.5	
N of Valid	1110	1017	1104	758	3989	
N of Miss	0	0	0	0	0	

Table 178: If you used prescription drugs or over the counter drugs without a doctor telling you to use it or for the purpose of getting high, where did you get these drugs? -
Got from parents with permission



Response	6	8	10	12	Total	
No	99.4	99.6	98.6	99.1	99.1	
Yes	0.6	0.4	1.4	0.9	0.9	
N of Valid	1110	1017	1104	758	3989	
N of Miss	0	0	0	0	0	

Table 179: If you used prescription drugs or over the counter drugs without a doctor telling you to use it or for the purpose of getting high, where did you get these drugs? -
Got from home without permission



Response	6	8	10	12	Total	
No	99.7	99.0	98.4	98.5	98.9	
Yes	0.3	1.0	1.6	1.5	1.1	
N of Valid	1110	1017	1104	758	3989	
N of Miss	0	0	0	0	0	

Table 180: If you used prescription drugs or over the counter drugs without a doctor telling you to use it or for the purpose of getting high, where did you get these drugs? -
Got from relative with permission



Response	6	8	10	12	Total	
No	100.0	99.7	99.7	99.1	99.7	
Yes	0.0	0.3	0.3	0.9	0.3	
N of Valid	1110	1017	1104	758	3989	
N of Miss	0	0	0	0	0	

Table 181: If you used prescription drugs or over the counter drugs without a doctor telling you to use it or for the purpose of getting high, where did you get these drugs? -
Got from relative without permission



Response	6	8	10	12	Total	
No	99.9	99.8	99.5	99.2	99.6	
Yes	0.1	0.2	0.5	0.8	0.4	
N of Valid	1110	1017	1104	758	3989	
N of Miss	0	0	0	0	0	

Table 182: If you used prescription drugs or over the counter drugs without a doctor telling you to use it or for the purpose of getting high, where did you get these drugs? -
Got from friend's home with permission



Response	6	8	10	12	Total	
No	100.0	99.6	98.8	99.1	99.4	
Yes	0.0	0.4	1.2	0.9	0.6	
N of Valid	1110	1017	1104	758	3989	
N of Miss	0	0	0	0	0	

Table 183: If you used prescription drugs or over the counter drugs without a doctor telling you to use it or for the purpose of getting high, where did you get these drugs? -
Got from friend's home without permission



Response	6	8	10	12	Total	
No	100.0	99.9	99.6	99.6	99.8	
Yes	0.0	0.1	0.4	0.4	0.2	
N of Valid	1110	1017	1104	758	3989	
N of Miss	0	0	0	0	0	

Table 184: If you used prescription drugs or over the counter drugs without a doctor telling you to use it or for the purpose of getting high, where did you get these drugs? -
Got from friend at school



Response	6	8	10	12	Total	
No	100.0	99.9	98.4	99.1	99.3	
Yes	0.0	0.1	1.6	0.9	0.7	
N of Valid	1110	1017	1104	758	3989	
N of Miss	0	0	0	0	0	

Table 185: If you used prescription drugs or over the counter drugs without a doctor telling you to use it or for the purpose of getting high, where did you get these drugs? -
Got from friend at party



Response	6	8	10	12	Total	
No	100.0	99.6	99.0	98.3	99.3	
Yes	0.0	0.4	1.0	1.7	0.7	
N of Valid	1110	1017	1104	758	3989	
N of Miss	0	0	0	0	0	

Table 186: If you used prescription drugs or over the counter drugs without a doctor telling you to use it or for the purpose of getting high, where did you get these drugs? -
Got from friend, elsewhere



Response	6	8	10	12	Total	
No	100.0	99.5	98.0	96.4	98.6	
Yes	0.0	0.5	2.0	3.6	1.4	
N of Valid	1110	1017	1104	758	3989	
N of Miss	0	0	0	0	0	

Table 187: If you used prescription drugs or over the counter drugs without a doctor telling you to use it or for the purpose of getting high, where did you get these drugs? -
Got from internet sale



Response	6	8	10	12	Total	
No	100.0	99.9	99.8	100.0	99.9	
Yes	0.0	0.1	0.2	0.0	0.1	
N of Valid	1110	1017	1104	758	3989	
N of Miss	0	0	0	0	0	

Table 188: During the last month, about how many marijuana cigarettes, or the equivalent, did you smoke a day, on the average?








Response	6	8	10	12	Total	
None	99.7	96.4	91.9	84.3	93.8	
Less than 1 a day	0.1	2.4	3.8	7.3	3.1	
1 a day	0.0	0.4	0.7	2.4	0.8	
2-3 a day	0.2	0.4	1.8	3.1	1.3	
4-6 a day	0.0	0.1	0.8	1.4	0.5	
7-10 a day	0.0	0.0	0.3	0.7	0.2	
11 or more a day	0.0	0.2	0.6	0.7	0.4	
N of Valid	1024	929	976	700	3629	
N of Miss	86	88	128	58	360	

Table 189: How wrong do your friends feel it would be for YOU to: have one or two drinks of an alcoholic beverage nearly every day?





Response	6	8	10	12	Total	
Very wrong	86.9	68.8	50.2	36.9	62.8	
Wrong	8.9	18.3	25.4	26.4	19.1	
A little bit wrong	3.1	7.8	14.3	21.3	10.8	
Not at all wrong	1.1	5.1	10.2	15.4	7.3	
N of Valid	1026	924	974	700	3624	
N of Miss	84	93	130	58	365	

Table 190: How wrong do your friends feel it would be for YOU to: smoke tobacco?





Response	6	8	10	12	Total	
Very wrong	92.0	75.2	60.0	48.6	70.7	
Wrong	5.5	15.6	18.8	23.3	15.1	
A little bit wrong	1.7	4.8	10.5	14.5	7.3	
Not at all wrong	0.9	4.4	10.6	13.6	6.9	
N of Valid	1022	924	968	696	3610	
N of Miss	88	93	136	62	379	

Table 191: How wrong do your friends feel it would be for YOU to: smoke marijuana?





Response	6	8	10	12	Total	
Very wrong	92.9	75.1	49.4	31.7	64.8	
Wrong	4.8	10.3	17.6	16.5	11.9	
A little bit wrong	1.2	7.4	13.9	18.6	9.5	
Not at all wrong	1.1	7.3	19.1	33.2	13.7	
N of Valid	1018	923	968	695	3604	
N of Miss	92	94	136	63	385	

Table 192: How wrong do your friends feel it would be for YOU to: use prescription drugs not prescribed to you?





Response	6	8	10	12	Total	
Very wrong	89.6	78.7	67.7	62.3	75.7	
Wrong	7.4	13.7	19.0	21.4	14.8	
A little bit wrong	2.1	3.8	7.9	9.5	5.5	
Not at all wrong	1.0	3.8	5.5	6.9	4.1	
N of Valid	1018	922	965	697	3602	
N of Miss	92	95	139	61	387	

Table 193: How wrong would most adults (over 21) in your neighborhood think it is for kids your age: to use marijuana?





Response	6	8	10	12	Total	
Very wrong	90.1	80.0	67.1	59.8	75.5	
Wrong	7.7	11.3	18.8	22.2	14.4	
A little bit wrong	1.3	6.2	7.7	11.6	6.3	
Not at all wrong	0.9	2.4	6.4	6.3	3.8	
N of Valid	1015	917	967	697	3596	
N of Miss	95	100	137	61	393	

Table 194: How wrong would most adults (over 21) in your neighborhood think it is for kids your age: to drink alcohol?





Response	6	8	10	12	Total	
Very wrong	85.9	74.4	63.8	51.9	70.4	
Wrong	9.4	14.5	19.6	24.2	16.3	
A little bit wrong	3.6	7.0	11.4	17.1	9.2	
Not at all wrong	1.1	4.1	5.2	6.7	4.1	
N of Valid	1009	917	963	697	3586	
N of Miss	101	100	141	61	403	

Table 195: How wrong would most adults (over 21) in your neighborhood think it is for kids your age: to smoke cigarettes?





Response	6	8	10	12	Total	
Very wrong	87.3	76.6	67.9	59.6	74.0	
Wrong	8.8	14.0	18.1	23.8	15.5	
A little bit wrong	2.5	5.7	8.7	10.3	6.5	
Not at all wrong	1.4	3.7	5.3	6.3	4.0	
N of Valid	1009	916	959	698	3582	
N of Miss	101	101	145	60	407	

Table 196: How much do each of the following statements describe your neighborhood? crime and/or drug selling





Response	6	8	10	12	Total	
NO!	83.1	73.1	70.5	69.3	74.5	
no	11.4	17.5	20.3	20.7	17.2	
yes	4.4	7.5	7.6	7.7	6.7	
YES!	1.1	1.9	1.6	2.3	1.7	
N of Valid	1001	912	956	700	3569	
N of Miss	109	105	148	58	420	

Table 197: How much do each of the following statements describe your neighborhood? fights





Response	6	8	10	12	Total	
NO!	75.8	69.1	69.8	70.0	71.3	
no	14.3	20.3	21.8	22.6	19.5	
yes	7.8	8.2	7.5	6.2	7.5	
YES!	2.1	2.4	0.8	1.3	1.7	
N of Valid	1008	906	957	699	3570	
N of Miss	102	111	147	59	419	

Table 198: How much do each of the following statements describe your neighborhood? lots of empty or abandoned buildings

Response	6	8	10	12	Total	
NO!	81.1	74.9	73.3	72.3	75.7	
no	13.4	19.9	21.4	23.6	19.2	
yes	4.7	4.4	4.5	3.4	4.3	
YES!	0.8	0.8	0.7	0.7	0.8	
N of Valid	1002	909	952	700	3563	
N of Miss	108	108	152	58	426	

Table 199: How much do each of the following statements describe your neighborhood? lots of graffiti

Response	6	8	10	12	Total	
NO!	88.0	81.6	78.5	78.7	82.0	
no	9.3	16.1	19.5	20.5	16.0	
yes	2.0	1.9	1.6	0.6	1.6	
YES!	0.7	0.4	0.4	0.3	0.5	
N of Valid	981	900	951	698	3530	
N of Miss	129	117	153	60	459	

Table 200: I feel safe in my neighborhood.

Response	6	8	10	12	Total	
NO!	6.0	5.0	6.5	5.4	5.8	
no	6.4	9.1	5.6	6.9	7.0	
yes	27.5	32.8	37.0	35.6	33.0	
YES!	60.1	53.1	50.9	52.1	54.3	
N of Valid	1006	915	960	700	3581	
N of Miss	104	102	144	58	408	

Table 201: If a kid smoked marijuana in your neighborhood would he or she be caught by the police?

Response	6	8	10	12	Total	
NO!	9.5	11.9	16.9	19.9	14.1	
no	17.4	32.6	44.6	50.5	35.1	
yes	31.7	31.9	24.6	20.3	27.6	
YES!	41.5	23.7	13.8	9.2	23.2	
N of Valid	991	900	950	693	3534	
N of Miss	119	117	154	65	455	

Table 202: If a kid drank some beer, wine or hard liquor (for example, vodka, whiskey, or gin) in your neighborhood would he or she be caught by the police?

Response	6	8	10	12	Total	
NO!	10.8	16.2	21.3	26.6	18.1	
no	25.2	40.4	50.3	54.6	41.5	
yes	30.1	25.5	19.3	12.8	22.6	
YES!	33.9	17.9	9.2	6.1	17.7	
N of Valid	992	894	949	689	3524	
N of Miss	118	123	155	69	465	

Table 203: If a kid carried a handgun in your neighborhood would he or she be caught by the police?

Response	6	8	10	12	Total	
NO!	9.9	12.8	16.8	19.0	14.3	
no	18.2	25.5	33.0	34.7	27.3	
yes	27.2	30.9	27.7	29.8	28.8	
YES!	44.6	30.8	22.6	16.5	29.6	
N of Valid	981	886	949	691	3507	
N of Miss	129	131	155	67	482	

Table 204: If you wanted to get some cigarettes, how easy would it be for you to get some?





Response	6	8	10	12	Total	
Very hard	78.1	59.4	40.2	22.8	52.1	
Sort of hard	9.3	17.3	17.5	9.4	13.6	
Sort of easy	7.1	13.1	17.9	18.9	13.9	
Very easy	5.6	10.3	24.3	49.0	20.5	
N of Valid	962	896	942	694	3494	
N of Miss	148	121	162	64	495	

Table 205: If you wanted to get some beer, wine or hard liquor (for example, vodka, whiskey, or gin), how easy would it be for you to get some?





Response	6	8	10	12	Total	
Very hard	72.7	50.5	32.3	19.1	45.5	
Sort of hard	14.5	15.2	16.3	12.3	14.7	
Sort of easy	6.8	17.3	23.2	26.5	17.8	
Very easy	6.0	17.1	28.2	42.1	22.0	
N of Valid	961	891	936	691	3479	
N of Miss	149	126	168	67	510	

Table 206: If you wanted to get a drug like cocaine, LSD, or amphetamines, how easy would it be for you to get some?





Response	6	8	10	12	Total	
Very hard	94.0	86.2	72.4	54.8	78.4	
Sort of hard	3.4	7.6	15.2	23.2	11.6	
Sort of easy	1.6	3.6	6.3	10.4	5.1	
Very easy	1.0	2.6	6.2	11.6	4.9	
N of Valid	955	889	937	690	3471	
N of Miss	155	128	167	68	518	

Table 207: If you wanted to get a handgun, how easy would it be for you to get one?

Response	6	8	10	12	Total	
Very hard	72.5	62.9	55.6	49.8	61.0	
Sort of hard	12.0	15.7	15.4	19.9	15.4	
Sort of easy	9.5	12.6	13.9	12.5	12.1	
Very easy	6.0	8.8	15.2	17.9	11.5	
N of Valid	957	890	937	689	3473	
N of Miss	153	127	167	69	516	

Table 208: If you wanted to get some marijuana, how easy would it be for you to get some?

Response	6	8	10	12	Total	
Very hard	92.5	75.1	44.2	24.6	61.5	
Sort of hard	4.3	9.7	11.2	10.3	8.7	
Sort of easy	1.4	7.6	17.6	16.5	10.3	
Very easy	1.8	7.7	27.0	48.5	19.4	
N of Valid	951	887	932	686	3456	
N of Miss	159	130	172	72	533	

Table 209: If you wanted to get prescription drugs for the purpose of getting high, how easy would it be for you to get some?

Response	6	8	10	12	Total	
Very hard	81.7	66.2	49.1	36.7	60.0	
Sort of hard	7.9	11.3	17.2	20.3	13.7	
Sort of easy	4.7	12.0	15.9	20.4	12.7	
Very easy	5.7	10.4	17.8	22.6	13.5	
N of Valid	953	891	931	690	3465	
N of Miss	157	126	173	68	524	

Table 210: If you wanted to get synthetic marijuana such as K2 or chemical products such as bath salts to get high, how easy would it be for you to get some?





Response	6	8	10	12	Total	
Very hard	92.8	84.9	67.6	58.2	77.1	
Sort of hard	3.7	7.2	16.8	21.3	11.6	
Sort of easy	1.7	4.4	7.3	10.0	5.5	
Very easy	1.8	3.5	8.4	10.4	5.7	
N of Valid	950	890	934	689	3463	
N of Miss	160	127	170	69	526	

Table 211: If you wanted to get steroids to use or to enhance athletic performance, how easy would it be for you to get some?





Response	6	8	10	12	Total	
Very hard	90.7	84.4	69.0	61.3	77.4	
Sort of hard	5.2	8.9	17.1	18.5	12.0	
Sort of easy	3.2	3.9	7.4	10.9	6.0	
Very easy	1.0	2.8	6.5	9.3	4.6	
N of Valid	945	890	932	688	3455	
N of Miss	165	127	172	70	534	

Table 212: If you wanted to get e-cigarettes, e-cigars, or e-hookahs, how easy would it be for you to get some?





Response	6	8	10	12	Total	
Very hard	88.7	76.6	50.7	30.5	63.8	
Sort of hard	5.9	8.1	12.9	10.3	9.2	
Sort of easy	3.0	7.1	14.3	15.8	9.7	
Very easy	2.3	8.2	22.0	43.4	17.3	
N of Valid	951	889	935	691	3466	
N of Miss	159	128	169	67	523	

Table 213: During the past 12 months, have you participated in any alcohol prevention programs or seen any alcohol prevention messages in your school or community? Yes, a school-based program focused on preventing underage drinking and/or drinking and driving.



Response	6	8	10	12	Total	
No	65.4	76.2	86.9	89.1	78.6	
Yes	34.6	23.8	13.1	10.9	21.4	
N of Valid	1110	1017	1104	758	3989	
N of Miss	0	0	0	0	0	

Table 214: During the past 12 months, have you participated in any alcohol prevention programs or seen any alcohol prevention messages in your school or community? Yes, a community-based program focused on preventing underage drinking and/or drinking and driving (for example, through your church or temple or through youth groups like Boys and Girls Club or 4-H).



Response	6	8	10	12	Total	
No	88.8	93.0	95.7	95.9	93.2	
Yes	11.2	7.0	4.3	4.1	6.8	
N of Valid	1110	1017	1104	758	3989	
N of Miss	0	0	0	0	0	

Table 215: During the past 12 months, have you participated in any alcohol prevention programs or seen any alcohol prevention messages in your school or community? Yes, a media campaign addressing underage drinking and/or drinking and driving (for example, newspaper ads, posters, pamphlets, radio, TV).



Response	6	8	10	12	Total	
No	84.0	89.2	89.5	91.2	88.2	
Yes	16.0	10.8	10.5	8.8	11.8	
N of Valid	1110	1017	1104	758	3989	
N of Miss	0	0	0	0	0	

Table 216: During the past 12 months, have you participated in any alcohol prevention programs or seen any alcohol prevention messages in your school or community? No



Response	6	8	10	12	Total	
No	58.7	45.9	38.1	29.3	44.2	
Yes	41.3	54.1	61.9	70.7	55.8	
N of Valid	1110	1017	1104	758	3989	
N of Miss	0	0	0	0	0	

Table 217: How wrong do your parents feel it would be for YOU to: have one or two drinks of an alcoholic beverage nearly every day?

Response	6	8	10	12	Total	
Very wrong	93.0	88.1	82.2	74.5	85.3	
Wrong	5.3	8.3	11.6	16.9	10.0	
A little bit wrong	1.4	2.5	3.9	5.4	3.1	
Not at all wrong	0.3	1.1	2.4	3.2	1.6	
N of Valid	982	919	935	686	3522	
N of Miss	128	98	169	72	467	

Table 218: How wrong do your parents feel it would be for YOU to: smoke tobacco?

Response	6	8	10	12	Total	
Very wrong	96.2	91.4	87.1	76.1	88.6	
Wrong	2.9	6.3	8.7	15.3	7.7	
A little bit wrong	0.9	1.6	2.4	4.7	2.2	
Not at all wrong	0.0	0.7	1.9	3.9	1.5	
N of Valid	975	915	935	685	3510	
N of Miss	135	102	169	73	479	

Table 219: How wrong do your parents feel it would be for YOU to: smoke marijuana?

Response	6	8	10	12	Total	
Very wrong	97.0	91.0	82.2	68.6	85.9	
Wrong	2.3	4.4	8.5	15.3	7.0	
A little bit wrong	0.7	2.7	5.3	9.3	4.1	
Not at all wrong	0.0	1.9	4.1	6.8	2.9	
N of Valid	965	910	932	679	3486	
N of Miss	145	107	172	79	503	

Table 220: How wrong do your parents feel it would be for YOU to: use prescription drugs not prescribed to you?





Response	6	8	10	12	Total	
Very wrong	95.2	93.1	89.6	86.2	91.4	
Wrong	3.6	4.7	6.9	9.8	6.0	
A little bit wrong	0.9	1.2	1.8	2.2	1.5	
Not at all wrong	0.3	1.0	1.7	1.8	1.1	
N of Valid	972	912	931	683	3498	
N of Miss	138	105	173	75	491	

Table 221: How wrong do your parents feel it would be for YOU to: steal something worth more than \$5?





Response	6	8	10	12	Total	
Very wrong	89.0	85.8	83.2	83.3	85.5	
Wrong	8.7	10.7	12.5	12.6	11.0	
A little bit wrong	2.0	2.6	2.8	2.8	2.5	
Not at all wrong	0.3	0.9	1.5	1.3	1.0	
N of Valid	972	913	929	684	3498	
N of Miss	138	104	175	74	491	

Table 222: How wrong do your parents feel it would be for YOU to: draw graffiti, write things, or draw pictures on buildings or other property (without the owner's permission)?





Response	6	8	10	12	Total	
Very wrong	92.4	87.0	83.0	81.6	86.4	
Wrong	5.5	8.2	12.1	13.9	9.6	
A little bit wrong	1.5	3.7	3.1	2.6	2.7	
Not at all wrong	0.5	1.0	1.8	1.9	1.3	
N of Valid	976	910	933	684	3503	
N of Miss	134	107	171	74	486	

Table 223: How wrong do your parents feel it would be for YOU to: pick a fight with someone?





Response	6	8	10	12	Total	
Very wrong	79.0	69.8	63.1	67.5	70.1	
Wrong	15.1	18.1	21.6	20.6	18.7	
A little bit wrong	4.7	10.1	12.5	9.1	9.0	
Not at all wrong	1.2	2.1	2.8	2.8	2.2	
N of Valid	975	913	930	683	3501	
N of Miss	135	104	174	75	488	

Table 224: During the past 12 months, have you talked with at least one of your parents about the dangers of underage drinking and/or drinking and driving? By parents, we mean either your biological parents, adoptive parents, stepparents, or adult guardians - whether or not they live with you.



Response	6	8	10	12	Total	
No	40.9	46.5	55.7	56.5	49.4	
Yes	59.1	53.5	44.3	43.5	50.6	
N of Valid	958	894	918	682	3452	
N of Miss	152	123	186	76	537	

Table 225: The rules in my family are clear.





Response	6	8	10	12	Total	
NO!	1.5	2.2	2.8	3.4	2.4	
no	3.1	6.0	6.1	6.9	5.4	
yes	22.9	33.3	39.0	40.5	33.3	
YES!	72.5	58.5	52.0	49.3	58.9	
N of Valid	973	901	928	686	3488	
N of Miss	137	116	176	72	501	

Table 226: People in my family have serious arguments about the same things, and often insult or yell at each other.

Response	6	8	10	12	Total	
NO!	41.8	31.5	26.8	26.5	32.1	
no	33.1	40.4	43.5	42.5	39.6	
yes	16.3	18.2	21.3	21.7	19.2	
YES!	8.8	9.8	8.3	9.4	9.0	
N of Valid	956	895	928	683	3462	
N of Miss	154	122	176	75	527	

Table 227: When I am not at home, one of my parents knows where I am and who I am with.

Response	6	8	10	12	Total	
NO!	3.4	2.5	2.6	5.9	3.4	
no	2.6	4.5	5.4	8.5	5.0	
yes	20.5	31.0	39.2	44.5	32.9	
YES!	73.5	62.1	52.8	41.1	58.7	
N of Valid	965	894	931	681	3471	
N of Miss	145	123	173	77	518	

Table 228: My family has clear rules about alcohol and drug use.

Response	6	8	10	12	Total	
NO!	2.8	2.7	3.7	5.3	3.5	
no	4.9	6.8	8.8	10.7	7.6	
yes	12.7	21.3	32.7	37.2	25.1	
YES!	79.6	69.2	54.8	46.8	63.8	
N of Valid	962	893	930	682	3467	
N of Miss	148	124	174	76	522	

Table 229: If you skipped school would you be caught by your parents?

Response	6	8	10	12	Total
NO!	2.6	3.6	4.5	8.0	4.4
no	3.2	8.3	11.5	17.8	9.6
yes	15.3	22.2	35.0	37.9	26.8
YES!	78.9	65.9	48.9	36.3	59.1
N of Valid	957	888	928	678	3451
N of Miss	153	129	176	80	538

Table 230: My parents ask if I've gotten my homework done.

Response	6	8	10	12	Total
NO!	2.7	4.0	7.2	11.9	6.0
no	4.1	10.5	15.9	28.1	13.6
yes	19.0	25.5	36.7	32.4	28.0
YES!	74.2	60.0	40.3	27.6	52.4
N of Valid	964	898	921	680	3463
N of Miss	146	119	183	78	526

Table 231: Would your parents know if you did not come home on time?

Response	6	8	10	12	Total
NO!	2.5	3.1	3.6	6.0	3.6
no	5.8	8.7	11.8	13.6	9.7
yes	18.2	25.2	37.3	40.3	29.5
YES!	73.5	63.1	47.3	40.0	57.2
N of Valid	955	885	917	682	3439
N of Miss	155	132	187	76	550

Table 232: Do you know how to properly dispose of leftover prescription drugs?



Response	6	8	10	12	Total	
No	75.5	70.9	65.0	61.3	68.6	
Yes	24.5	29.1	35.0	38.7	31.4	
N of Valid	890	860	894	671	3315	
N of Miss	220	157	210	87	674	

Table 233: Have any of your brothers or sisters ever: drunk beer, wine or hard liquor (for example, vodka, whiskey or gin)?




Response	6	8	10	12	Total	
No	80.7	67.1	55.3	44.5	63.3	
Yes	15.2	28.0	40.4	49.9	32.1	
I don't have any brothers or sisters	4.2	4.9	4.2	5.6	4.6	
N of Valid	963	899	918	683	3463	
N of Miss	147	118	186	75	526	

Table 234: Have any of your brothers or sisters ever: smoked marijuana?




Response	6	8	10	12	Total	
No	92.2	83.3	71.6	58.6	77.8	
Yes	3.8	11.8	24.3	35.8	17.6	
I don't have any brothers or sisters	4.1	4.9	4.2	5.6	4.6	
N of Valid	956	897	911	679	3443	
N of Miss	154	120	193	79	546	

Table 235: Have any of your brothers or sisters ever: smoked cigarettes?




Response	6	8	10	12	Total	
No	86.4	78.1	70.9	62.1	75.3	
Yes	9.5	16.7	25.0	32.6	20.0	
I don't have any brothers or sisters	4.1	5.3	4.2	5.3	4.7	
N of Valid	957	893	913	675	3438	
N of Miss	153	124	191	83	551	

Table 236: Have any of your brothers or sisters ever: taken a handgun to school?




Response	6	8	10	12	Total	
No	94.7	93.7	95.0	93.0	94.2	
Yes	1.1	1.2	1.1	1.8	1.3	
I don't have any brothers or sisters	4.2	5.1	3.9	5.2	4.6	
N of Valid	949	891	912	676	3428	
N of Miss	161	126	192	82	561	

Table 237: Have any of your brothers or sisters ever: been suspended or expelled from school?




Response	6	8	10	12	Total	
No	82.7	75.6	76.5	71.2	76.9	
Yes	13.2	19.4	19.2	23.5	18.4	
I don't have any brothers or sisters	4.1	5.0	4.3	5.2	4.6	
N of Valid	948	892	911	667	3418	
N of Miss	162	125	193	91	571	

Table 238: Have any of your brothers or sisters ever: used e-cigarettes, e-cigars or e-hookahs?




Response	6	8	10	12	Total	
No	91.8	84.1	74.4	68.5	80.6	
Yes	4.0	11.1	21.4	26.0	14.8	
I don't have any brothers or sisters	4.1	4.9	4.2	5.5	4.6	
N of Valid	944	885	907	673	3409	
N of Miss	166	132	197	85	580	

Table 239: Have any of your brothers or sisters ever: used prescription drugs not prescribed to him/her?




Response	6	8	10	12	Total	
No	93.2	88.5	84.4	78.5	86.7	
Yes	2.7	6.3	11.4	15.9	8.5	
I don't have any brothers or sisters	4.1	5.3	4.2	5.6	4.7	
N of Valid	952	892	904	674	3422	
N of Miss	158	125	200	84	567	

Table 240: Have you changed homes in the past year (the last 12 months)?



Response	6	8	10	12	Total	
No	70.0	75.1	76.5	80.8	75.2	
Yes	30.0	24.9	23.5	19.2	24.8	
N of Valid	960	912	920	683	3475	
N of Miss	150	105	184	75	514	

Table 241: How many times have you changed homes since kindergarten?






Response	6	8	10	12	Total	
Never	32.9	30.9	29.2	26.8	30.2	
1 or 2 times	34.4	33.0	32.7	31.7	33.1	
3 or 4 times	18.7	17.7	19.8	18.7	18.7	
5 or 6 times	7.2	10.1	10.5	12.1	9.8	
7 or more times	6.8	8.3	7.8	10.6	8.2	
N of Valid	947	909	914	678	3448	
N of Miss	163	108	190	80	541	

Table 242: Have you changed schools (including changing from elementary to middle and middle to high school) in the past year?



Response	6	8	10	12	Total	
No	48.5	32.1	32.5	81.2	46.4	
Yes	51.5	67.9	67.5	18.8	53.6	
N of Valid	937	900	910	676	3423	
N of Miss	173	117	194	82	566	

Table 243: How many times have you changed schools since kindergarten (including changing from elementary to middle and middle to high school)?






Response	6	8	10	12	Total	
Never	13.4	14.3	15.9	15.7	14.7	
1 or 2 times	55.8	34.6	14.4	15.6	31.3	
3 or 4 times	19.8	32.0	38.2	33.1	30.5	
5 or 6 times	7.8	10.3	21.7	24.9	15.5	
7 or more times	3.3	8.8	9.7	10.7	7.9	
N of Valid	950	912	916	680	3458	
N of Miss	160	105	188	78	531	

Table 244: Has anyone in your family ever had severe alcohol or drug problems?



Response	6	8	10	12	Total	
No	77.1	67.1	61.2	52.9	65.5	
Yes	22.9	32.9	38.8	47.1	34.5	
N of Valid	937	898	908	675	3418	
N of Miss	173	119	196	83	571	

Table 245: About how many adults (over 21) have you known personally who in the past year have: used marijuana, crack, cocaine, or other drugs?






Response	6	8	10	12	Total	
0	83.1	71.5	61.2	48.7	67.4	
1	9.9	14.3	14.9	15.0	13.4	
2	4.8	6.7	7.5	11.9	7.4	
3-4	1.2	3.6	8.3	10.0	5.5	
5	1.0	3.9	8.1	14.3	6.3	
N of Valid	935	894	904	679	3412	
N of Miss	175	123	200	79	577	

Table 246: About how many adults (over 21) have you known personally who in the past year have: sold or dealt drugs?






Response	6	8	10	12	Total	
0	92.3	82.7	76.3	67.9	80.7	
1	5.7	8.8	10.0	12.4	9.0	
2	1.3	4.1	6.0	7.8	4.6	
3-4	0.4	2.0	3.9	5.3	2.7	
5	0.3	2.4	3.9	6.6	3.1	
N of Valid	930	886	906	679	3401	
N of Miss	180	131	198	79	588	

Table 247: About how many adults (over 21) have you known personally who in the past year have: done other things that could get them in trouble with the police, like stealing, selling stolen goods, mugging or assaulting others, etc.?






Response	6	8	10	12	Total	
0	87.4	77.4	74.8	70.2	78.0	
1	8.5	12.0	11.0	11.2	10.6	
2	2.2	4.8	4.7	5.8	4.3	
3-4	1.0	2.7	4.3	6.5	3.4	
5	1.0	3.0	5.1	6.3	3.7	
N of Valid	928	889	906	678	3401	
N of Miss	182	128	198	80	588	

Table 248: About how many adults (over 21) have you known personally who in the past year have: gotten drunk or high?






Response	6	8	10	12	Total	
0	68.0	51.1	43.3	29.7	49.4	
1	16.6	19.0	16.8	15.5	17.1	
2	6.8	9.1	12.4	12.3	10.0	
3-4	4.5	7.8	8.7	11.2	7.8	
5	4.2	13.0	18.7	31.3	15.7	
N of Valid	933	888	909	677	3407	
N of Miss	177	129	195	81	582	

Table 249: Have you seen or heard information about underage drinking in the past 12 months from the following sources? Radio



Response	6	8	10	12	Total	
No	61.1	57.1	62.3	65.6	61.3	
Yes	38.9	42.9	37.7	34.4	38.7	
N of Valid	958	906	921	684	3469	
N of Miss	152	111	183	74	520	

Table 250: Have you seen or heard information about underage drinking in the past 12 months from the following sources? TV.



Response	6	8	10	12	Total	
No	39.4	31.3	35.9	42.4	36.9	
Yes	60.6	68.7	64.1	57.6	63.1	
N of Valid	955	903	922	682	3462	
N of Miss	155	114	182	76	527	

Table 251: Have you seen or heard information about underage drinking in the past 12 months from the following sources? Print. This includes information on underage drinking you may have seen in the newspaper, on a billboard, in pamphlets, on stickers, etc.



Response	6	8	10	12	Total	
No	57.1	50.4	54.8	60.1	55.3	
Yes	42.9	49.6	45.2	39.9	44.7	
N of Valid	956	908	918	682	3464	
N of Miss	154	109	186	76	525	

Table 252: Have you seen or heard information about underage drinking in the past 12 months from the following sources? Website or social media? (Facebook, Myspace, website, etc.)



Response	6	8	10	12	Total	
No	52.7	42.0	44.6	49.1	47.1	
Yes	47.3	58.0	55.4	50.9	52.9	
N of Valid	958	897	917	678	3450	
N of Miss	152	120	187	80	539	

Table 253: The next questions ask about your opinions of the information you saw or heard. If you have seen or heard more than one ad, please think about your favorite ad when answering these questions. The information about underage drinking that I saw or heard was convincing.






Response	6	8	10	12	Total	
NO!	25.2	17.7	14.9	15.5	18.6	
no	6.8	11.4	18.9	19.7	13.8	
yes	19.1	28.9	30.7	31.4	27.2	
YES!	21.4	22.2	15.5	12.2	18.2	
I have not seen or heard any ads about underage drinking in the past 12 months.	27.5	19.8	20.0	21.2	22.2	
N of Valid	936	888	910	679	3413	
N of Miss	174	129	194	79	576	

Table 254: The next questions ask about your opinions of the information you saw or heard. If you have seen or heard more than one ad, please think about your favorite ad when answering these questions. The information about underage drinking that I saw or heard grabbed my attention.






Response	6	8	10	12	Total	
NO!	22.0	16.3	13.3	14.9	16.8	
no	11.6	19.0	22.5	21.2	18.4	
yes	17.4	24.5	28.5	29.2	24.6	
YES!	23.0	20.2	15.5	13.1	18.3	
I have not seen or heard any ads about underage drinking in the past 12 months.	26.0	20.0	20.2	21.5	22.0	
N of Valid	933	883	911	678	3405	
N of Miss	177	134	193	80	584	

Table 255: The next questions ask about your opinions of the information you saw or heard. If you have seen or heard more than one ad, please think about your favorite ad when answering these questions. The information about underage drinking that I saw or heard said something important to me.






Response	6	8	10	12	Total	
NO!	20.0	17.4	13.8	16.1	16.9	
no	10.0	16.3	25.2	24.3	18.6	
yes	16.1	24.6	25.8	25.5	22.8	
YES!	25.2	21.7	14.3	12.4	18.8	
I have not seen or heard any ads about underage drinking in the past 12 months.	28.7	19.9	20.8	21.7	22.9	
N of Valid	926	883	907	678	3394	
N of Miss	184	134	197	80	595	

Table 256: The next questions ask about your opinions of the information you saw or heard. If you have seen or heard more than one ad, please think about your favorite ad when answering these questions. Seeing or hearing this information about underage drinking made me want to stop or decrease my drinking.










Response	6	8	10	12	Total	
NO!	22.9	19.8	16.1	19.5	19.5	
no	3.9	10.0	20.7	24.4	14.3	
yes	4.4	14.8	18.5	19.3	14.0	
YES!	23.1	25.1	17.9	12.4	20.0	
I have not seen or heard any ads about underage drinking in the past 12 months.	45.7	30.4	26.8	24.4	32.2	
N of Valid	847	833	893	663	3236	
N of Miss	263	184	211	95	753	

Table 257: How honest were you in filling out this survey?

Response	6	8	10	12	Total	
I was very honest	87.8	83.0	79.3	82.3	83.2	
I was honest pretty much of the time	10.0	13.9	14.9	13.7	13.1	
I was honest some of the time	1.5	2.3	4.2	2.6	2.6	
I was honest once in a while	0.6	0.9	1.6	1.3	1.1	
I was not honest at all	0.0	0.0	0.0	0.0	0.0	
N of Valid	970	921	931	691	3513	
N of Miss	140	96	173	67	476	