

2012 APNA

Arkansas Prevention Needs Assessment Student Survey



Faulkner County Tables

Arkansas Department of Human Services
Division of Behavioral Health Services
Prevention Services

Conducted by International Survey Associates dba Pride Surveys

Contents

1	INTRODUCTION	10
2	PERCENTAGE TABLES	15

List of Tables

1	Sex	16
2	Age	16
3	Are you Hispanic or Latino?	16
4	What is your race? Black or African American	17
5	What is your race? Asian	17
6	What is your race? American Indian	17
7	What is your race? Alaska Native	17
8	What is your race? White	18
9	What is your race? Native Hawaiian or Other Pacific Islander	18
10	What is your race? Other	18
11	What is the highest level of schooling completed by your mother or father?	19
12	Think of where you live most of the time. Which of the following people live there with you? Mother	19
13	Think of where you live most of the time. Which of the following people live there with you? Stepmother	19
14	Think of where you live most of the time. Which of the following people live there with you? Foster Mother	20
15	Think of where you live most of the time. Which of the following people live there with you? Grandmother	20
16	Think of where you live most of the time. Which of the following people live there with you? Aunt	20
17	Think of where you live most of the time. Which of the following people live there with you? Father	20
18	Think of where you live most of the time. Which of the following people live there with you? Stepfather	21
19	Think of where you live most of the time. Which of the following people live there with you? Foster Father	21
20	Think of where you live most of the time. Which of the following people live there with you? Grandfather	21
21	Think of where you live most of the time. Which of the following people live there with you? Uncle	21
22	Think of where you live most of the time. Which of the following people live there with you? Other Adults	22
23	Think of where you live most of the time. Which of the following people live there with you? Brother(s)	22
24	Think of where you live most of the time. Which of the following people live there with you? Stepbrother(s)	22
25	Think of where you live most of the time. Which of the following people live there with you? Sister(s)	22
26	Think of where you live most of the time. Which of the following people live there with you? Stepsister(s)	23

27	Think of where you live most of the time. Which of the following people live there with you? Other Children	23
28	In my school, students have lots of chances to help decide things like class activities and rules.	23
29	Teachers ask me to work on special classroom projects.	23
30	My teacher(s) notices when I am doing a good job and lets me know about it.	24
31	There are lots of chances for students in my school to get involved in sports, clubs, and other school activities outside of class.	24
32	There are lots of chances for students in my school to talk with a teacher one-on-one.	24
33	I feel safe at my school.	25
34	The school lets my parents know when I have done something well.	25
35	My teachers praise me when I work hard in school.	25
36	Are your school grades better than the grades of most students in your class?	26
37	I have lots of chances to be part of class discussions or activities.	26
38	Now thinking back over the past year in school, how often did you: enjoy being in school?	26
39	Now thinking back over the past year in school, how often did you: hate being in school?	27
40	Now thinking back over the past year in school, how often did you: try to do your best work in school?	27
41	How often do you feel that the school work you are assigned is meaningful and important?	27
42	Putting them all together, what were your grades like last year?	28
43	How important do you think the things you are learning in school are going to be for your later life?	28
44	How interesting are most of your courses to you?	28
45	During the LAST FOUR WEEKS how many whole days of school have you missed because you skipped or 'cut'?	29
46	What are the chances you would be seen as cool if you: smoked cigarettes?	29
47	What are the chances you would be seen as cool if you: worked hard at school?	29
48	What are the chances you would be seen as cool if you: began drinking alcoholic beverages regularly, that is, at least once or twice a month?	30
49	What are the chances you would be seen as cool if you: defended someone who was being verbally abused at school?	30
50	What are the chances you would be seen as cool if you: smoked marijuana?	30
51	What are the chances you would be seen as cool if you: carried a handgun?	31

52	Think of your four best friends (the friends you feel closest to). In the past year (12 months), how many of your best friends have: participated in clubs, organizations or activities at school?	31
53	Think of your four best friends (the friends you feel closest to). In the past year (12 months), how many of your best friends have: smoked cigarettes?	31
54	Think of your four best friends (the friends you feel closest to). In the past year (12 months), how many of your best friends have: tried beer, wine or hard liquor (for example, vodka, whiskey, or gin) when their parents didn't know about it?	32
55	Think of your four best friends (the friends you feel closest to). In the past year (12 months), how many of your best friends have: made a commitment to stay drug-free?	32
56	Think of your four best friends (the friends you feel closest to). In the past year (12 months), how many of your best friends have: used marijuana?	32
57	Think of your four best friends (the friends you feel closest to). In the past year (12 months), how many of your best friends have: used prescription drugs or non-prescription drugs for the purposes of getting high?	33
58	Think of your four best friends (the friends you feel closest to). In the past year (12 months), how many of your best friends have: used synthetic marijuana (K2, spice) or bath salts?	33
59	Think of your four best friends (the friends you feel closest to). In the past year (12 months), how many of your best friends have: used LSD, cocaine, amphetamines, or other illegal drugs?	33
60	Think of your four best friends (the friends you feel closest to). In the past year (12 months), how many of your best friends have: tried to do well in school?	34
61	Think of your four best friends (the friends you feel closest to). In the past year (12 months), how many of your best friends have: been suspended from school?	34
62	Think of your four best friends (the friends you feel closest to). In the past year (12 months), how many of your best friends have: liked school?	34
63	Think of your four best friends (the friends you feel closest to). In the past year (12 months), how many of your best friends have: carried a handgun?	35
64	Think of your four best friends (the friends you feel closest to). In the past year (12 months), how many of your best friends have: sold illegal drugs?	35
65	Think of your four best friends (the friends you feel closest to). In the past year (12 months), how many of your best friends have: regularly attended religious services?	35

66	Think of your four best friends (the friends you feel closest to). In the past year (12 months), how many of your best friends have: stolen or tried to steal a motor vehicle such as a car or motorcycle?	36
67	Think of your four best friends (the friends you feel closest to). In the past year (12 months), how many of your best friends have: been arrested?	36
68	Think of your four best friends (the friends you feel closest to). In the past year (12 months), how many of your best friends have: dropped out of school?	36
69	Think of your four best friends (the friends you feel closest to). In the past year (12 months), how many of your best friends have: been members of a gang?	37
70	How old were you when you first: smoked marijuana?	37
71	How old were you when you first: smoked a cigarette, even just a puff?	38
72	How old were you when you first: had more than a sip or two of beer, wine or hard liquor (for example, vodka, whiskey, or gin)?	38
73	How old were you when you first: began drinking alcoholic beverages regularly, that is, at least once or twice a month?	39
74	How old were you when you first: used Daztrex?	39
75	How old were you when you first: got suspended from school?	40
76	How old were you when you first: got arrested?	40
77	How old were you when you first: carried a handgun?	41
78	How old were you when you first: attacked someone with the idea of seriously hurting them?	41
79	How old were you when you first: belonged to a gang?	42
80	How wrong do you think it is for someone your age to: take a handgun to school?	42
81	How wrong do you think it is for someone your age to: steal anything worth more than \$5?	42
82	How wrong do you think it is for someone your age to: pick a fight with someone?	43
83	How wrong do you think it is for someone your age to: attack someone with the idea of seriously hurting them?	43
84	How wrong do you think it is for someone your age to: stay away from school all day when their parents think they are at school?	43
85	How wrong do you think it is for someone your age to: drink beer, wine or hard liquor (for example, vodka, whiskey, or gin) regularly?	44
86	How wrong do you think it is for someone your age to: smoke cigarettes?	44
87	How wrong do you think it is for someone your age to: smoke marijuana?	44
88	How wrong do you think it is for someone your age to: use prescription drugs or non-prescription drugs for the purpose of getting high?	45

89	How wrong do you think it is for someone your age to: use synthetic marijuana (K2, spice) or bath salts?	45
90	How wrong do you think it is for someone your age to: use LSD, cocaine, amphetamines or another illegal drug?	45
91	At school during the past 12 months, did you receive help from the resource teacher, speech therapist or other special education teacher?	46
92	How many times in the past year (12 months) have you: been suspended from school?	46
93	How many times in the past year (12 months) have you: carried a handgun?	46
94	How many times in the past year (12 months) have you: sold illegal drugs?	47
95	How many times in the past year (12 months) have you: stolen or tried to steal a motor vehicle such as a car or motorcycle?	47
96	How many times in the past year (12 months) have you: participated in clubs, organizations or activities at school?	48
97	How many times in the past year (12 months) have you: been arrested?	48
98	How many times in the past year (12 months) have you: attacked someone with the idea of seriously hurting them?	49
99	How many times in the past year (12 months) have you: been drunk or high at school?	49
100	How many times in the past year (12 months) have you: taken a handgun to school?	50
101	Are you currently on probation, or assigned a probation officer with Juvenile Court?	50
102	Have you ever belonged to a gang?	50
103	If you have ever belonged to a gang, did that gang have a name?	51
104	You are at a party at someone's house, and one of your friends offers you a drink containing alcohol. What would you say or do?	51
105	How often do you attend religious services or activities?	51
106	I think sometimes it's okay to cheat at school.	52
107	It is important to think before you act.	52
108	Sometimes I think that life is not worth it.	52
109	At times I think I am no good at all.	53
110	All in all, I am inclined to think that I am a failure.	53
111	In the past year, have you felt depressed or sad MOST days, even if you felt okay sometimes?	53
112	It is all right to beat up people if they start the fight.	54
113	I think it is okay to take something without asking if you can get away with it.	54
114	Where do you get the most information about living a drug and alcohol free life? Parents/guardians	54
115	Where do you get the most information about living a drug and alcohol free life? Friends	55

116	Where do you get the most information about living a drug and alcohol free life? Family members	55
117	Where do you get the most information about living a drug and alcohol free life? School	55
118	Where do you get the most information about living a drug and alcohol free life? Internet	56
119	Where do you get the most information about living a drug and alcohol free life? TV	56
120	Where do you get the most information about living a drug and alcohol free life? Social media	56
121	How much do you think people risk harming themselves (physically or in other ways) if they: smoked one or more packs of cigarettes per day?	57
122	How much do you think people risk harming themselves (physically or in other ways) if they: try marijuana once or twice?	57
123	How much do you think people risk harming themselves (physically or in other ways) if they: smoke marijuana once or twice a week?	57
124	How much do you think people risk harming themselves (physically or in other ways) if they: take one or two drinks of an alcoholic beverage (beer, wine, liquor) nearly every day?	58
125	How much do you think people risk harming themselves (physically or in other ways) if they: have five or more drinks of an alcoholic beverage once or twice each weekend?	58
126	How much do you think people risk harming themselves (physically or in other ways) if they: use prescription drugs that are not prescribed to them?	58
127	How much do you think people risk harming themselves (physically or in other ways) if they: use non-prescription drugs to get high?	59
128	Have you ever used smokeless tobacco (chew, snuff, plug, dipping tobacco, or chewing tobacco)?	59
129	How often have you taken smokeless tobacco during the past 30 days?	59
130	Have you ever smoked cigarettes?	60
131	How frequently have you smoked cigarettes during the past 30 days?	60
132	Which statement best describes rules about smoking inside your home?	60
133	Which statement best describes rules about smoking in your family cars?	61
134	During this school year, were you taught in any of your classes about the dangers of tobacco use?	61
135	During the past 12 months, have you participated in any community activities to discourage people your age from using cigarettes, chewing tobacco, snuff, dip or cigars?	61
136	Think back over the last two weeks. How many times have you had five or more alcoholic drinks in a row?	62

137	During the past 30 days, how many times did you ride in a car or other vehicle driven by someone who had been drinking alcohol or using drugs to get high?	62
138	During the past 30 days, how many times did you drive a car or other vehicle when you had been drinking alcohol or using drugs to get high?	62
139	If you drank alcohol (not just a sip or taste) in the past year, how did you usually get it?	63
140	If you drank alcohol (not just a sip or taste) in the past year, where did you usually drink it?	63
141	How do you feel about someone your age having one or two drinks of an alcoholic beverage nearly every day?	64
142	On how many occasions have you had alcoholic beverages (beer, wine or hard liquor) to drink in your lifetime - more than just a few sips?	64
143	On how many occasions have you drunk one of more drinks of an alcoholic beverage during the past 30 days?	64
144	On how many occasions have you used marijuana (grass, pot) or hashish (hash, hash oil) in your lifetime?	65
145	On how many occasions have you used marijuana (grass, pot) or hashish (hash, hash oil) during the past 30 days?	65
146	On how many occasions have you used LSD or other psychedelics in your lifetime?	65
147	On how many occasions have you used LSD or other psychedelics during the past 30 days?	66
148	On how many occasions have you used cocaine or crack in your lifetime?	66
149	On how many occasions have you used cocaine or crack during the past 30 days?	66
150	On how many occasions have you sniffed glue, breathed the contents of an aerosol spray can, or inhaled other gases or sprays, in order to get high in your lifetime?	67
151	On how many occasions have you sniffed glue, breathed the contents of an aerosol spray can, or inhaled other gases or sprays, in order to get high during the past 30 days?	67
152	On how many occasions have you used Daztrex in your lifetime?	68
153	On how many occasions have you used Daztrex during the past 30 days?	68
154	On how many occasions have you used synthetic marijuana in your lifetime?	68
155	On how many occasions have you used synthetic marijuana during the past 30 days?	69
156	On how many occasions have you used methamphetamines (meth, speed, crank, crystal meth) in your lifetime?	69

157	On how many occasions have you used methamphetamines (meth, speed, crank, crystal meth) in the past 30 days?	69
158	On how many occasions have you used other chemical products (bath salts, plant food, etc.) in your lifetime?	70
159	On how many occasions have you used other chemical products (bath salts, plant food, etc.) during the past 30 days?	70
160	On how many occasions have you used heroin or other opiates in your lifetime?	70
161	On how many occasions have you used heroin or other opiates during the past 30 days?	71
162	On how many occasions have you used MDMA ('X', 'E', or ecstasy) in your lifetime?	71
163	On how many occasions have you used MDMA ('X', 'E', or ecstasy) during the past 30 days?	71
164	On how many occasions have you taken prescription drugs (such as Valium, Xanax, Ritalin, Adderall, OxyContin, Darvocet, or sleeping pills) not prescribed to you in your lifetime?	72
165	On how many occasions have you taken prescription drugs (such as Valium, Xanax, Ritalin, Adderall, OxyContin, Darvocet, or sleeping pills) not prescribed to you during the past 30 days?	72
166	On how many occasions have you taken non-prescription medicines such as diet pills (for example, Dietac, Dexatrim or Prolamine), stay-awake pills (for example No-Doz, Vivarin, or Wake), or cough or cold medicines (robos, DXM, etc.) to get high in your lifetime?	73
167	On how many occasions have you taken non-prescription medicines such as diet pills (for example, Dietac, Dexatrim or Prolamine), stay-awake pills (for example No-Doz, Vivarin, or Wake), or cough or cold medicines (robos, DXM, etc.) to get high during the past 30 days?	73
168	On how many occasions have you been drunk or very high from drinking alcoholic beverages during the past 30 days?	74
169	On how many occasions have you drunk flavored alcoholic beverages, sometimes called 'alcopops' (like Mike's Hard Lemonade, Smirnoff Ice, Bacardi Breezers, etc.) in your lifetime?	74
170	On how many occasions have you drunk flavored alcoholic beverages, sometimes called 'alcopops' (like Mike's Hard Lemonade, Smirnoff Ice, Bacardi Breezers, etc.) during the past 30 days?	75
171	If you used prescription drugs or over the counter drugs without a doctor telling you to use it or for the purpose of getting high, where did you get these drugs?	75
172	During the last month, about how many marijuana cigarettes, or the equivalent, did you smoke a day, on the average?	76
173	How wrong do your friends feel it would be for YOU to: drink alcohol?	76
174	How wrong do your friends feel it would be for YOU to: smoke tobacco?	76

175	How wrong do your friends feel it would be for YOU to: smoke marijuana?	77
176	How wrong do your friends feel it would be for YOU to: use prescription drugs not prescribed to you	77
177	How wrong would most adults (over 21) in your neighborhood think it is for kids your age: to use marijuana?	77
178	How wrong would most adults (over 21) in your neighborhood think it is for kids your age: to drink alcohol?	78
179	How wrong would most adults (over 21) in your neighborhood think it is for kids your age: to smoke cigarettes?	78
180	How much do each of the following statements describe your neighborhood? crime and/or drug selling	78
181	How much do each of the following statements describe your neighborhood? fights	79
182	How much do each of the following statements describe your neighborhood? lots of empty or abandoned buildings	79
183	How much do each of the following statements describe your neighborhood? lots of graffiti	79
184	I feel safe in my neighborhood.	80
185	If a kid smoked marijuana in your neighborhood would he or she be caught by the police?	80
186	If a kid drank some beer, wine or hard liquor (for example, vodka, whiskey, or gin) in your neighborhood would he or she be caught by the police?	80
187	If a kid carried a handgun in your neighborhood would he or she be caught by the police?	81
188	If you wanted to get some cigarettes, how easy would it be for you to get some?	81
189	If you wanted to get some beer, wine or hard liquor (for example, vodka, whiskey, or gin), how easy would it be for you to get some?	81
190	If you wanted to get a drug like cocaine, LSD, or amphetamines, how easy would it be for you to get some?	82
191	If you wanted to get a handgun, how easy would it be for you to get one?	82
192	If you wanted to get some marijuana, how easy would it be for you to get some?	82
193	If you wanted to get prescription drugs for the purpose of getting high, how easy would it be for you to get some?	83
194	If you wanted to get synthetic marijuana such as K2 or chemical products such as bath salts to get high, how easy would it be for you to get some?	83
195	If you wanted to get steroids to enhance athletic performance, how easy would it be for you to get some?	83

196	During the past 12 months, have you participated in any alcohol prevention programs or seen any alcohol prevention messages in your school or community? Yes, a school-based program focused on preventing underage drinking and/or drinking and driving. . . .	84
197	During the past 12 months, have you participated in any alcohol prevention programs or seen any alcohol prevention messages in your school or community? Yes, a community-based program focused on preventing underage drinking and/or drinking and driving (for example, through your church or temple or through youth groups like Boys and Girls Club or 4-H). . . .	84
198	During the past 12 months, have you participated in any alcohol prevention programs or seen any alcohol prevention messages in your school or community? Yes, a media campaign addressing underage drinking and/or drinking and driving (for example, newspaper ads, posters, pamphlets, radio, TV). . . .	84
199	During the past 12 months, have you participated in any alcohol prevention programs or seen any alcohol prevention messages in your school or community? No	84
200	How wrong do your parents feel it would be for YOU to: drink beer, wine or hard liquor (for example, vodka, whiskey or gin) regularly? .	85
201	How wrong do your parents feel it would be for YOU to: smoke tobacco?	85
202	How wrong do your parents feel it would be for YOU to: smoke marijuana?	85
203	How wrong do your parents feel it would be for YOU to: use prescription drugs not prescribed to you?	86
204	How wrong do your parents feel it would be for YOU to: steal something worth more than \$5?	86
205	How wrong do your parents feel it would be for YOU to: draw graffiti, write things, or draw pictures on buildings or other property (without the owner's permission)?	86
206	How wrong do your parents feel it would be for YOU to: pick a fight with someone?	87
207	During the past 12 months, have you talked with at least one of your parents about the dangers of underage drinking and/or drinking and driving? By parents, we mean either your biological parents, adoptive parents, stepparents, or adult guardians - whether or not they live with you. . . .	87
208	The rules in my family are clear. . . .	87
209	People in my family often insult or yell at each other. . . .	88
210	When I am not at home, one of my parents knows where I am and who I am with. . . .	88
211	We argue about the same things in my family over and over. . . .	88

212	If you drank some beer or wine or liquor (for example, vodka, whiskey, or gin) without your parents' permission, would you be caught by your parents?	89
213	My family has clear rules about alcohol and drug use. . . .	89
214	If you carried a handgun without your parents' permission, would you be caught by your parents?	89
215	If you skipped school would you be caught by your parents?	90
216	My parents ask if I've gotten my homework done. . . .	90
217	People in my family have serious arguments. . . .	90
218	Would your parents know if you did not come home on time?	91
219	Have any of your brothers or sisters ever: drunk beer, wine or hard liquor (for example, vodka, whiskey or gin)?	91
220	Have any of your brothers or sisters ever: smoked marijuana?	91
221	Have any of your brothers or sisters ever: smoked cigarettes?	91
222	Have any of your brothers or sisters ever: taken a handgun to school?	92
223	Have any of your brothers or sisters ever: been suspended or expelled from school?	92
224	Have you changed homes in the past year (the last 12 months)? . . .	92
225	How many times have you changed homes since kindergarten? . . .	92
226	Have you changed schools (including changing from elementary to middle and middle to high school) in the past year?	93
227	How many times have you changed schools since kindergarten (including changing from elementary to middle and middle to high school)?	93
228	Has anyone in your family ever had severe alcohol or drug problems? . . .	93
229	About how many adults (over 21) have you known personally who in the past year have: used marijuana, crack, cocaine, or other drugs? . . .	94
230	About how many adults (over 21) have you known personally who in the past year have: sold or dealt drugs?	94
231	About how many adults (over 21) have you known personally who in the past year have: done other things that could get them in trouble with the police, like stealing, selling stolen goods, mugging or assaulting others, etc.?	94
232	About how many adults (over 21) have you known personally who in the past year have: gotten drunk or high?	95
233	Have you seen or heard information about underage drinking in the past 12 months from the following sources? Radio	95
234	Have you seen or heard information about underage drinking in the past 12 months from the following sources? TV. . . .	95
235	Have you seen or heard information about underage drinking in the past 12 months from the following sources? Print. This includes information on underage drinking you may have seen in the newspaper, on a billboard, in pamphlets, on stickers, etc. . . .	95

236 Have you seen or heard information about underage drinking in the past 12 months from the following sources? Website or social media? (Facebook, Myspace, website, etc.) 96

237 The next questions ask about your opinions of the information you saw or heard. If you have seen or heard more than one ad, please think about your favorite ad when answering these questions. The information about underage drinking that I saw or heard was convincing. 96

238 The next questions ask about your opinions of the information you saw or heard. If you have seen or heard more than one ad, please think about your favorite ad when answering these questions. The information about underage drinking that I saw or heard grabbed my attention. 96

239 The next questions ask about your opinions of the information you saw or heard. If you have seen or heard more than one ad, please think about your favorite ad when answering these questions. The information about underage drinking that I saw or heard said something important to me. 97

240 The next questions ask about your opinions of the information you saw or heard. If you have seen or heard more than one ad, please think about your favorite ad when answering these questions. Seeing or hearing this information about underage drinking made me want to stop or decrease my drinking. 97

241 How honest were you in filling out this survey? 97

List of Figures

1 Grade Chart 11

2 Gender Chart 12

3 Age Chart 13

4 Ethnic Origin Chart 14

1 INTRODUCTION

This report was generated from data collected on the *2012 Arkansas Prevention Needs Assessment Student Survey*. This report contains basic frequency tables of all data collected and graphs on the selected demographic variables of grade, gender, age and ethnic origin. The graph on ethnic origin is represented as a bar chart rather than as a pie chart. This is because students were allowed to mark more than one response for ethnic origin as opposed to being allowed to mark only one response. The bars represent the percent of students who marked each of the ethnic categories.

Questions regarding the information found in this report can be directed to:

Pride Surveys

160 Vanderbilt Court
Bowling Green, KY 42103
1-800-279-6361
www.pridesurveys.com

Grade Chart

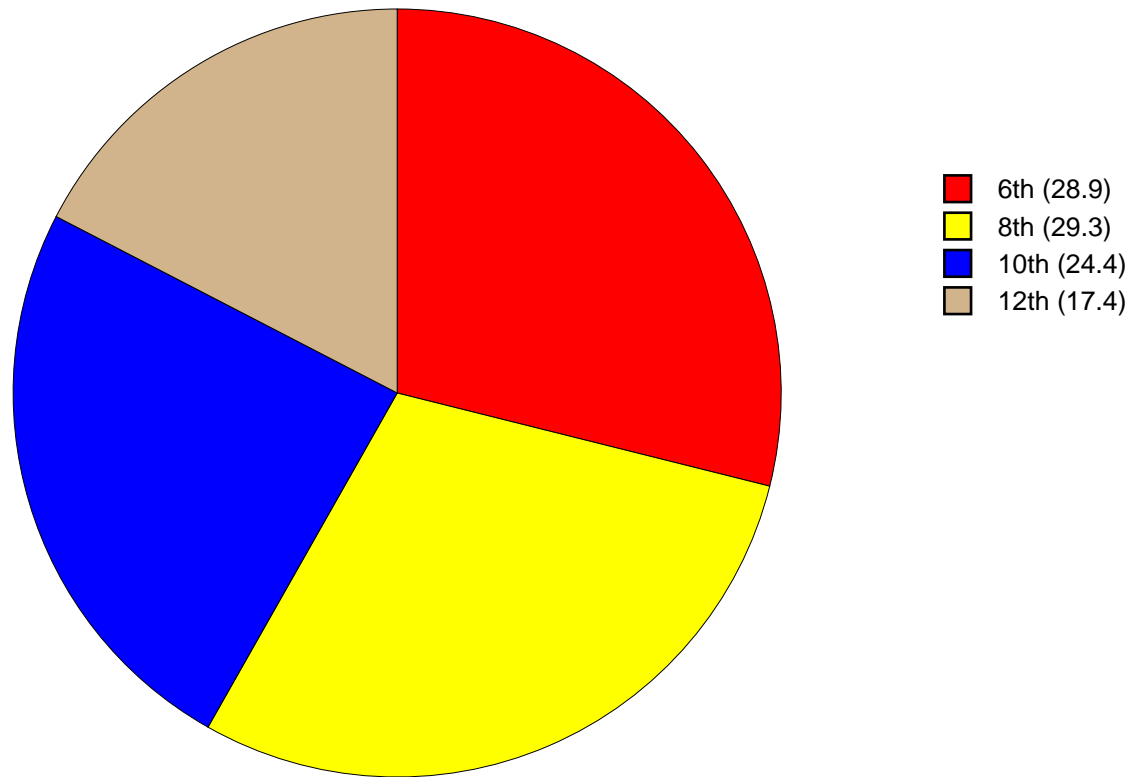


Figure 1: Grade Chart

Gender Chart

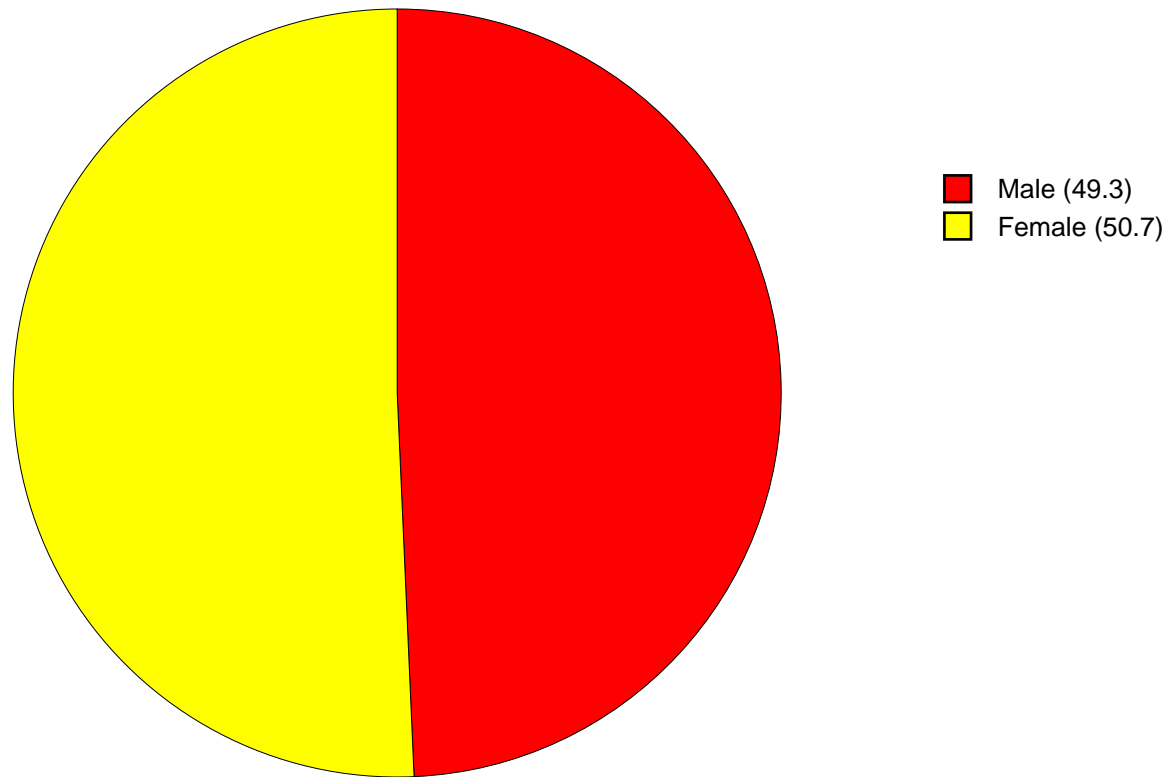


Figure 2: Gender Chart

Age Chart

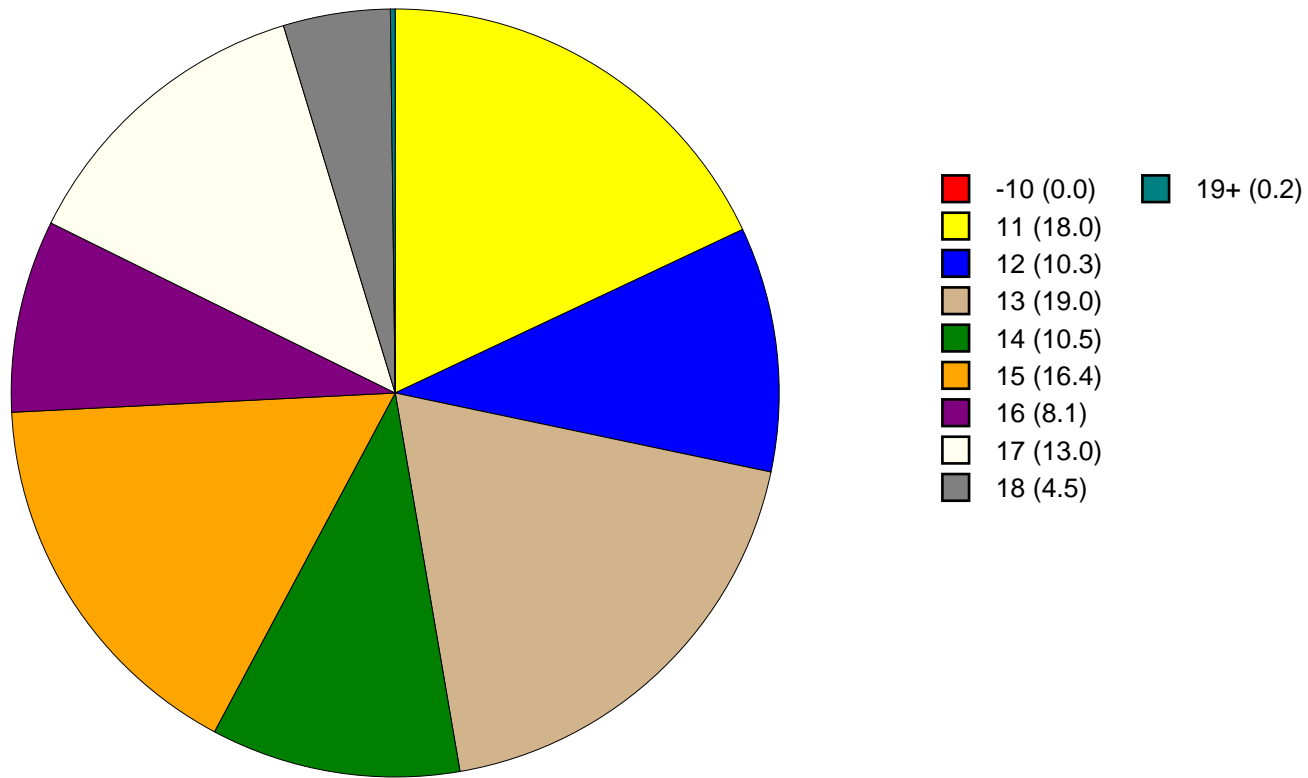


Figure 3: Age Chart

Ethnic Origin Chart

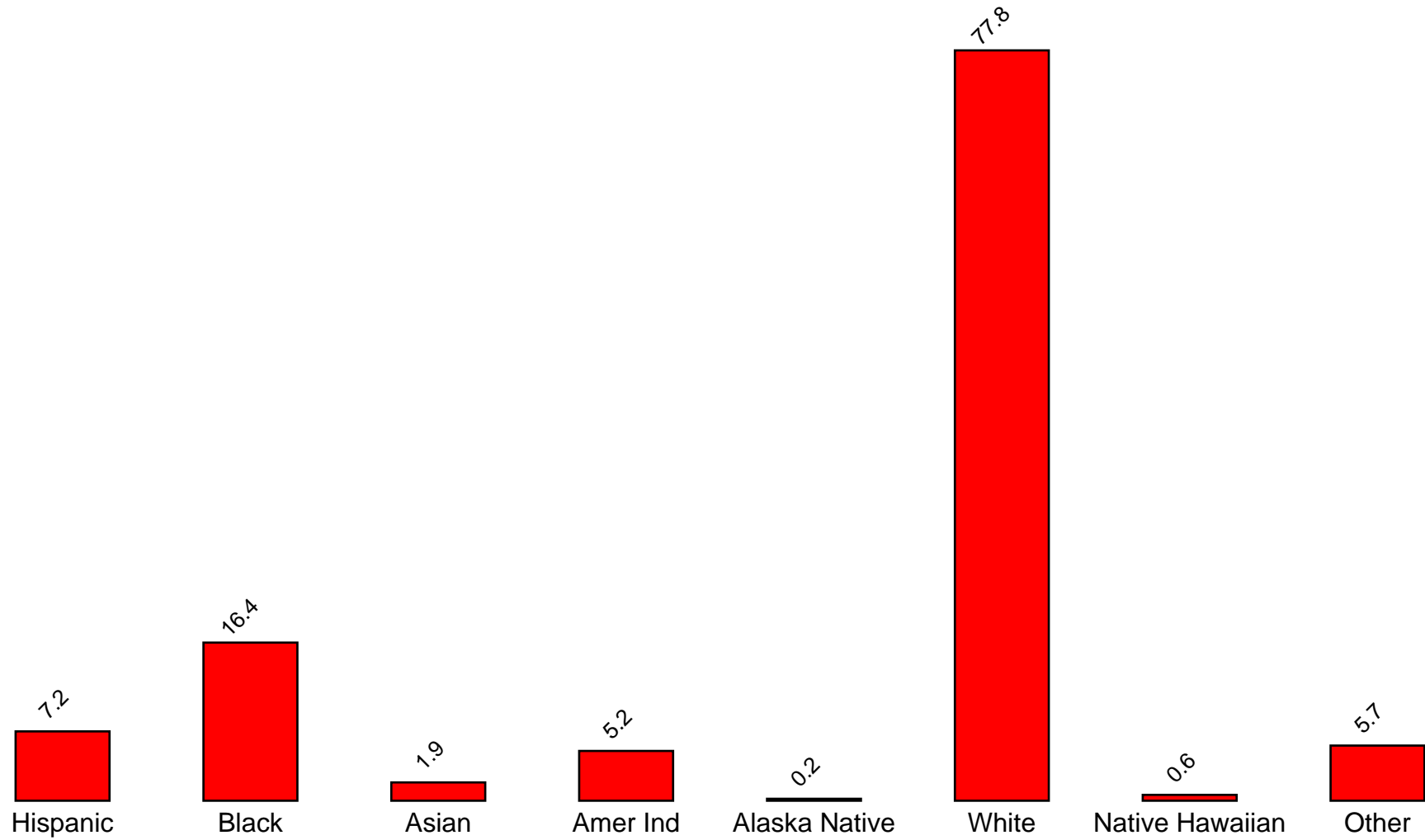


Figure 4: Ethnic Origin Chart

2 PERCENTAGE TABLES

The following tables contain frequency distribution detailing how your students responded to each question on the survey. The tables appear in the same order as the questions on the survey. The tables include breakdowns by grade level as well as overall percentages. The *N of Valid* row is a frequency count of the number of valid responses to each question for each grade and overall. The *N of Miss* row is a frequency count of the number of invalid (marked more than one response) or missing (i.e. did not respond) responses to each question for each grade and overall.

For the questions that allowed more than one response (i.e. race, live with, etc.) each response becomes a separate table. If a student did not mark the response, that was counted as a NO response, and if they did mark the response, that was counted as a YES response. Since a non response is a valid response for these questions, the *N of Miss* will always be zero for these questions.

Table 1: Sex

Response	6	8	10	12	Total	
Male	51.4	49.6	48.4	46.7	49.3	
Female	48.6	50.4	51.6	53.3	50.7	
N of Valid	1141	1146	964	687	3938	
N of Miss	1	11	1	1	14	

Table 2: Age

Response	6	8	10	12	Total	
10 or younger	0.1	0.0	0.0	0.0	0.0	
11	62.4	0.0	0.0	0.0	18.0	
12	35.3	0.3	0.0	0.0	10.3	
13	2.2	62.6	0.0	0.0	19.0	
14	0.1	35.6	0.2	0.0	10.5	
15	0.0	1.5	65.2	0.0	16.4	
16	0.0	0.0	32.8	0.3	8.1	
17	0.0	0.0	1.8	72.3	13.0	
18	0.0	0.0	0.0	26.1	4.5	
19 or older	0.0	0.0	0.0	1.3	0.2	
N of Valid	1137	1153	963	686	3939	
N of Miss	5	4	2	2	13	

Table 3: Are you Hispanic or Latino?

Response	6	8	10	12	Total	
No	91.8	92.6	93.6	93.7	92.8	
Yes	8.2	7.4	6.4	6.3	7.2	
N of Valid	1076	1132	950	681	3839	
N of Miss	66	25	15	7	113	

Table 4: What is your race? Black or African American



Response	6	8	10	12	Total	
No	82.5	84.2	82.9	85.5	83.6	
Yes	17.5	15.8	17.1	14.5	16.4	
N of Valid	1142	1157	965	688	3952	
N of Miss	0	0	0	0	0	

Table 5: What is your race? Asian



Response	6	8	10	12	Total	
No	98.2	97.8	98.7	97.5	98.1	
Yes	1.8	2.2	1.3	2.5	1.9	
N of Valid	1142	1157	965	688	3952	
N of Miss	0	0	0	0	0	

Table 6: What is your race? American Indian



Response	6	8	10	12	Total	
No	94.3	94.2	96.1	95.1	94.8	
Yes	5.7	5.8	3.9	4.9	5.2	
N of Valid	1142	1157	965	688	3952	
N of Miss	0	0	0	0	0	

Table 7: What is your race? Alaska Native



Response	6	8	10	12	Total	
No	99.7	99.8	99.9	99.7	99.8	
Yes	0.3	0.2	0.1	0.3	0.2	
N of Valid	1142	1157	965	688	3952	
N of Miss	0	0	0	0	0	

Table 8: What is your race? White



Response	6	8	10	12	Total	
No	25.4	21.0	21.0	20.5	22.2	
Yes	74.6	79.0	79.0	79.5	77.8	
N of Valid	1142	1157	965	688	3952	
N of Miss	0	0	0	0	0	

Table 9: What is your race? Native Hawaiian or Other Pacific Islander



Response	6	8	10	12	Total	
No	99.8	99.3	99.1	99.3	99.4	
Yes	0.2	0.7	0.9	0.7	0.6	
N of Valid	1142	1157	965	688	3952	
N of Miss	0	0	0	0	0	

Table 10: What is your race? Other



Response	6	8	10	12	Total	
No	91.6	95.0	95.5	95.8	94.3	
Yes	8.4	5.0	4.5	4.2	5.7	
N of Valid	1142	1157	965	688	3952	
N of Miss	0	0	0	0	0	

Table 11: What is the highest level of schooling completed by your mother or father?









Response	6	8	10	12	Total	
Completed grade school or less	2.2	2.0	0.7	1.8	1.7	
Some high school	2.8	4.0	8.3	9.4	5.7	
Completed high school	11.1	13.7	12.8	12.6	12.6	
Some college	11.4	13.5	18.2	20.4	15.3	
Completed college	26.5	27.6	33.5	31.1	29.4	
Graduate or professional school after college	13.8	15.5	16.8	19.1	16.0	
Don't know	31.5	22.3	8.6	3.8	18.3	
Does not apply	0.6	1.2	1.1	1.8	1.1	
N of Valid	1094	1137	952	681	3864	
N of Miss	48	20	13	7	88	

Table 12: Think of where you live most of the time. Which of the following people live there with you? Mother



Response	6	8	10	12	Total	
No	11.0	11.4	12.1	14.4	12.0	
Yes	89.0	88.6	87.9	85.6	88.0	
N of Valid	1142	1157	965	688	3952	
N of Miss	0	0	0	0	0	

Table 13: Think of where you live most of the time. Which of the following people live there with you? Stepmother



Response	6	8	10	12	Total	
No	94.6	94.2	93.0	93.6	93.9	
Yes	5.4	5.8	7.0	6.4	6.1	
N of Valid	1142	1157	965	688	3952	
N of Miss	0	0	0	0	0	

Table 14: Think of where you live most of the time. Which of the following people live there with you? Foster Mother



Response	6	8	10	12	Total	
No	99.8	99.4	99.3	99.4	99.5	
Yes	0.2	0.6	0.7	0.6	0.5	
N of Valid	1142	1157	965	688	3952	
N of Miss	0	0	0	0	0	

Table 15: Think of where you live most of the time. Which of the following people live there with you? Grandmother



Response	6	8	10	12	Total	
No	91.2	90.8	94.9	92.4	92.2	
Yes	8.8	9.2	5.1	7.6	7.8	
N of Valid	1142	1157	965	688	3952	
N of Miss	0	0	0	0	0	

Table 16: Think of where you live most of the time. Which of the following people live there with you? Aunt



Response	6	8	10	12	Total	
No	96.3	97.7	97.9	97.1	97.2	
Yes	3.7	2.3	2.1	2.9	2.8	
N of Valid	1142	1157	965	688	3952	
N of Miss	0	0	0	0	0	

Table 17: Think of where you live most of the time. Which of the following people live there with you? Father



Response	6	8	10	12	Total	
No	37.4	37.1	39.5	42.2	38.6	
Yes	62.6	62.9	60.5	57.8	61.4	
N of Valid	1142	1157	965	688	3952	
N of Miss	0	0	0	0	0	

Table 18: Think of where you live most of the time. Which of the following people live there with you? Stepfather



Response	6	8	10	12	Total	
No	84.9	83.6	82.1	83.0	83.5	
Yes	15.1	16.4	17.9	17.0	16.5	
N of Valid	1142	1157	965	688	3952	
N of Miss	0	0	0	0	0	

Table 19: Think of where you live most of the time. Which of the following people live there with you? Foster Father



Response	6	8	10	12	Total	
No	99.6	99.6	99.3	99.4	99.5	
Yes	0.4	0.4	0.7	0.6	0.5	
N of Valid	1142	1157	965	688	3952	
N of Miss	0	0	0	0	0	

Table 20: Think of where you live most of the time. Which of the following people live there with you? Grandfather



Response	6	8	10	12	Total	
No	93.3	94.0	97.0	95.8	94.8	
Yes	6.7	6.0	3.0	4.2	5.2	
N of Valid	1142	1157	965	688	3952	
N of Miss	0	0	0	0	0	

Table 21: Think of where you live most of the time. Which of the following people live there with you? Uncle



Response	6	8	10	12	Total	
No	96.9	97.1	98.2	97.5	97.4	
Yes	3.1	2.9	1.8	2.5	2.6	
N of Valid	1142	1157	965	688	3952	
N of Miss	0	0	0	0	0	

Table 22: Think of where you live most of the time. Which of the following people live there with you? Other Adults



Response	6	8	10	12	Total	
No	97.9	97.6	98.3	98.0	97.9	
Yes	2.1	2.4	1.7	2.0	2.1	
N of Valid	1142	1157	965	688	3952	
N of Miss	0	0	0	0	0	

Table 23: Think of where you live most of the time. Which of the following people live there with you? Brother(s)



Response	6	8	10	12	Total	
No	49.9	52.5	54.9	64.0	54.3	
Yes	50.1	47.5	45.1	36.0	45.7	
N of Valid	1142	1157	965	688	3952	
N of Miss	0	0	0	0	0	

Table 24: Think of where you live most of the time. Which of the following people live there with you? Stepbrother(s)



Response	6	8	10	12	Total	
No	94.8	95.4	96.6	95.5	95.5	
Yes	5.2	4.6	3.4	4.5	4.5	
N of Valid	1142	1157	965	688	3952	
N of Miss	0	0	0	0	0	

Table 25: Think of where you live most of the time. Which of the following people live there with you? Sister(s)



Response	6	8	10	12	Total	
No	54.7	56.1	57.0	66.9	57.8	
Yes	45.3	43.9	43.0	33.1	42.2	
N of Valid	1142	1157	965	688	3952	
N of Miss	0	0	0	0	0	

Table 26: Think of where you live most of the time. Which of the following people live there with you? Stepsister(s)

Response	6	8	10	12	Total	
No	95.8	95.2	96.5	96.7	95.9	
Yes	4.2	4.8	3.5	3.3	4.1	
N of Valid	1142	1157	965	688	3952	
N of Miss	0	0	0	0	0	

Table 27: Think of where you live most of the time. Which of the following people live there with you? Other Children

Response	6	8	10	12	Total	
No	96.2	95.3	96.0	95.6	95.8	
Yes	3.8	4.7	4.0	4.4	4.2	
N of Valid	1142	1157	965	688	3952	
N of Miss	0	0	0	0	0	

Table 28: In my school, students have lots of chances to help decide things like class activities and rules.

Response	6	8	10	12	Total	
NO!	19.2	13.6	15.6	22.7	17.3	
no	40.9	38.4	38.4	38.2	39.1	
yes	33.1	41.3	37.5	30.5	36.2	
YES!	6.8	6.7	8.5	8.6	7.5	
N of Valid	1099	1142	954	686	3881	
N of Miss	43	15	11	2	71	

Table 29: Teachers ask me to work on special classroom projects.

Response	6	8	10	12	Total	
NO!	5.8	9.0	8.4	7.7	7.7	
no	25.3	43.0	46.4	41.3	38.5	
yes	45.3	40.2	40.2	42.0	42.0	
YES!	23.6	7.7	5.0	8.9	11.8	
N of Valid	1104	1141	953	685	3883	
N of Miss	38	16	12	3	69	

Table 30: My teacher(s) notices when I am doing a good job and lets me know about it.


Response	6	8	10	12	Total	
NO!	6.5	6.8	6.8	5.7	6.5	
no	14.8	23.9	27.4	25.5	22.4	
yes	46.6	49.8	52.7	55.5	50.6	
YES!	32.1	19.5	13.1	13.3	20.5	
N of Valid	1119	1143	949	683	3894	
N of Miss	23	14	16	5	58	

Table 31: There are lots of chances for students in my school to get involved in sports, clubs, and other school activities outside of class.


Response	6	8	10	12	Total	
NO!	3.1	1.6	0.9	0.6	1.7	
no	6.7	5.2	4.1	4.1	5.2	
yes	36.4	37.9	37.9	32.0	36.4	
YES!	53.8	55.3	57.1	63.3	56.7	
N of Valid	1118	1143	955	684	3900	
N of Miss	24	14	10	4	52	

Table 32: There are lots of chances for students in my school to talk with a teacher one-on-one.


Response	6	8	10	12	Total	
NO!	4.8	6.1	4.2	4.5	5.0	
no	18.3	22.7	20.3	18.2	20.1	
yes	46.8	48.1	53.4	54.0	50.0	
YES!	30.1	23.1	22.1	23.3	24.9	
N of Valid	1108	1142	950	682	3882	
N of Miss	34	15	15	6	70	

Table 33: I feel safe at my school.

Response	6	8	10	12	Total	
NO!	4.8	5.4	5.1	3.1	4.7	
no	8.1	11.4	11.0	10.0	10.1	
yes	38.6	56.0	63.3	57.8	53.1	
YES!	48.6	27.2	20.5	29.1	32.0	
N of Valid	1112	1138	952	683	3885	
N of Miss	30	19	13	5	67	

Table 34: The school lets my parents know when I have done something well.

Response	6	8	10	12	Total	
NO!	13.1	20.4	18.0	21.3	17.9	
no	31.0	43.2	49.9	53.7	43.2	
yes	37.2	27.7	27.4	21.2	29.2	
YES!	18.7	8.7	4.8	3.8	9.8	
N of Valid	1110	1139	946	680	3875	
N of Miss	32	18	19	8	77	

Table 35: My teachers praise me when I work hard in school.

Response	6	8	10	12	Total	
NO!	15.0	14.2	13.8	10.8	13.7	
no	28.4	40.3	43.0	39.6	37.5	
yes	40.8	37.6	36.5	42.7	39.2	
YES!	15.8	7.8	6.7	6.9	9.6	
N of Valid	1094	1137	947	684	3862	
N of Miss	48	20	18	4	90	

Table 36: Are your school grades better than the grades of most students in your class?

Response	6	8	10	12	Total	
NO!	7.6	5.9	6.4	2.8	6.0	
no	24.7	26.4	28.5	22.8	25.8	
yes	48.6	48.5	49.9	54.5	49.9	
YES!	19.1	19.2	15.1	20.0	18.3	
N of Valid	1102	1138	947	685	3872	
N of Miss	40	19	18	3	80	

Table 37: I have lots of chances to be part of class discussions or activities.

Response	6	8	10	12	Total	
NO!	4.0	2.5	1.7	0.9	2.4	
no	12.1	12.8	9.7	9.2	11.2	
yes	48.4	58.9	64.4	65.6	58.4	
YES!	35.5	25.7	24.3	24.3	27.9	
N of Valid	1113	1142	951	684	3890	
N of Miss	29	15	14	4	62	

Table 38: Now thinking back over the past year in school, how often did you: enjoy being in school?

Response	6	8	10	12	Total	
Never	7.6	6.5	9.2	7.7	7.7	
Seldom	9.0	9.5	14.6	16.7	11.9	
Sometimes	38.8	41.7	42.4	42.1	41.1	
Often	23.6	28.0	25.4	26.3	25.8	
Almost always	20.9	14.3	8.4	7.2	13.5	
N of Valid	1129	1145	960	684	3918	
N of Miss	13	12	5	4	34	

Table 39: Now thinking back over the past year in school, how often did you: hate being in school?






Response	6	8	10	12	Total	
Never	17.9	7.1	5.3	5.3	9.4	
Seldom	25.2	26.4	23.9	21.2	24.6	
Sometimes	33.5	39.5	36.3	39.5	37.0	
Often	12.8	15.9	21.8	22.0	17.5	
Almost always	10.5	11.0	12.6	12.0	11.5	
N of Valid	1110	1142	957	683	3892	
N of Miss	32	15	8	5	60	

Table 40: Now thinking back over the past year in school, how often did you: try to do your best work in school?






Response	6	8	10	12	Total	
Never	0.2	0.7	0.9	0.4	0.6	
Seldom	0.7	1.3	2.5	2.8	1.7	
Sometimes	5.7	8.6	14.7	17.9	10.9	
Often	19.6	31.2	37.2	37.7	30.5	
Almost always	73.8	58.2	44.7	41.2	56.3	
N of Valid	1105	1139	958	682	3884	
N of Miss	37	18	7	6	68	

Table 41: How often do you feel that the school work you are assigned is meaningful and important?






Response	6	8	10	12	Total	
Never	5.0	6.5	7.6	7.6	6.5	
Seldom	9.2	15.8	20.0	23.3	16.3	
Sometimes	23.9	32.9	38.5	36.0	32.3	
Often	29.2	28.1	24.8	24.1	26.9	
Almost always	32.7	16.8	9.1	9.0	18.0	
N of Valid	1104	1144	956	681	3885	
N of Miss	38	13	9	7	67	

Table 42: Putting them all together, what were your grades like last year?






Response	6	8	10	12	Total	
Mostly F's	1.1	0.4	0.7	0.7	0.8	
Mostly D's	1.8	1.8	3.4	2.1	2.2	
Mostly C's	9.2	16.0	16.1	15.4	14.0	
Mostly B's	34.4	36.7	38.2	42.4	37.4	
Mostly A's	53.5	45.0	41.6	39.4	45.6	
N of Valid	1088	1130	947	677	3842	
N of Miss	54	27	18	11	110	

Table 43: How important do you think the things you are learning in school are going to be for your later life?






Response	6	8	10	12	Total	
Very important	52.5	27.7	19.6	17.3	31.1	
Quite important	25.4	29.8	28.0	24.3	27.1	
Fairly important	15.6	28.2	31.7	33.7	26.4	
Slightly important	5.6	11.4	16.6	20.7	12.6	
Not at all important	0.9	3.0	4.1	4.0	2.8	
N of Valid	1128	1145	958	682	3913	
N of Miss	14	12	7	6	39	

Table 44: How interesting are most of your courses to you?






Response	6	8	10	12	Total	
Very interesting and stimulating	15.7	9.4	7.1	7.7	10.3	
Quite interesting	35.5	32.4	23.8	28.1	30.4	
Fairly interesting	34.0	38.6	43.8	39.6	38.8	
Slightly dull	10.2	13.7	18.7	18.1	14.7	
Very dull	4.6	5.8	6.7	6.4	5.8	
N of Valid	1103	1144	959	684	3890	
N of Miss	39	13	6	4	62	

Table 45: During the LAST FOUR WEEKS how many whole days of school have you missed because you skipped or 'cut'?


Response	6	8	10	12	Total	
None	75.7	74.5	66.4	47.2	68.1	
1	11.2	12.1	17.0	28.4	15.8	
2	6.6	6.3	7.2	12.0	7.6	
3	3.0	3.9	4.9	7.0	4.4	
04/05/13	2.7	2.3	3.7	3.8	3.0	
06/10/13	0.5	0.7	0.6	1.3	0.7	
11 or more	0.3	0.3	0.2	0.3	0.3	
N of Valid	1129	1151	961	684	3925	
N of Miss	13	6	4	4	27	

Table 46: What are the chances you would be seen as cool if you: smoked cigarettes?


Response	6	8	10	12	Total	
No or very little chance	89.4	74.3	61.2	54.5	71.9	
Little chance	6.4	13.8	17.4	24.7	14.5	
Some chance	2.4	5.8	13.6	12.0	7.8	
Pretty good chance	1.4	3.4	5.3	5.6	3.6	
Very good chance	0.5	2.8	2.6	3.2	2.2	
N of Valid	1102	1134	951	681	3868	
N of Miss	40	23	14	7	84	

Table 47: What are the chances you would be seen as cool if you: worked hard at school?


Response	6	8	10	12	Total	
No or very little chance	5.8	9.8	11.9	8.4	8.9	
Little chance	9.6	15.7	18.4	20.9	15.5	
Some chance	17.9	26.6	29.4	30.0	25.4	
Pretty good chance	26.2	26.6	23.6	25.9	25.6	
Very good chance	40.6	21.2	16.7	14.9	24.5	
N of Valid	1112	1131	951	680	3874	
N of Miss	30	26	14	8	78	

Table 48: What are the chances you would be seen as cool if you: began drinking alcoholic beverages regularly, that is, at least once or twice a month?






Response	6	8	10	12	Total	
No or very little chance	86.7	68.4	42.8	33.1	61.2	
Little chance	7.5	13.0	18.3	15.5	13.2	
Some chance	3.1	10.0	20.5	20.2	12.4	
Pretty good chance	2.0	5.8	12.7	20.9	9.0	
Very good chance	0.7	2.8	5.8	10.3	4.3	
N of Valid	1102	1141	947	679	3869	
N of Miss	40	16	18	9	83	

Table 49: What are the chances you would be seen as cool if you: defended someone who was being verbally abused at school?






Response	6	8	10	12	Total	
No or very little chance	12.9	10.4	10.6	8.1	10.7	
Little chance	8.5	11.8	13.6	13.8	11.7	
Some chance	16.4	21.6	29.7	28.4	23.3	
Pretty good chance	23.4	28.6	24.7	30.3	26.5	
Very good chance	38.8	27.6	21.4	19.3	27.8	
N of Valid	1108	1137	946	679	3870	
N of Miss	34	20	19	9	82	

Table 50: What are the chances you would be seen as cool if you: smoked marijuana?






Response	6	8	10	12	Total	
No or very little chance	90.9	72.5	47.3	37.2	65.4	
Little chance	4.1	9.5	14.0	16.4	10.3	
Some chance	2.4	5.8	16.4	18.8	9.7	
Pretty good chance	1.4	6.0	11.2	15.5	7.6	
Very good chance	1.2	6.3	11.1	12.0	7.0	
N of Valid	1104	1141	952	682	3879	
N of Miss	38	16	13	6	73	

Table 51: What are the chances you would be seen as cool if you: carried a handgun?






Response	6	8	10	12	Total	
No or very little chance	83.6	74.8	74.4	72.5	76.8	
Little chance	6.5	11.6	13.6	13.9	11.0	
Some chance	4.8	6.5	5.8	7.0	5.9	
Pretty good chance	1.7	3.4	2.4	3.2	2.7	
Very good chance	3.3	3.8	3.9	3.4	3.6	
N of Valid	1105	1142	952	683	3882	
N of Miss	37	15	13	5	70	

Table 52: Think of your four best friends (the friends you feel closest to). In the past year (12 months), how many of your best friends have: participated in clubs, organizations or activities at school?






Response	6	8	10	12	Total	
0	10.7	9.6	9.0	8.8	9.6	
1	10.7	11.7	10.6	9.7	10.8	
2	18.4	18.2	17.4	18.2	18.1	
3	15.4	18.6	15.3	14.3	16.1	
4	44.8	41.9	47.7	49.0	45.4	
N of Valid	1107	1134	949	680	3870	
N of Miss	35	23	16	8	82	

Table 53: Think of your four best friends (the friends you feel closest to). In the past year (12 months), how many of your best friends have: smoked cigarettes?






Response	6	8	10	12	Total	
0	94.1	78.2	62.2	43.7	72.9	
1	3.0	10.9	13.1	20.5	10.8	
2	1.4	6.0	9.6	14.8	7.1	
3	0.7	1.8	6.1	7.7	3.6	
4	0.8	3.2	8.9	13.3	5.7	
N of Valid	1117	1136	945	677	3875	
N of Miss	25	21	20	11	77	

Table 54: Think of your four best friends (the friends you feel closest to). In the past year (12 months), how many of your best friends have: tried beer, wine or hard liquor (for example, vodka, whiskey, or gin) when their parents didn't know about it?






Response	6	8	10	12	Total	
0	89.0	64.0	38.1	23.0	57.7	
1	6.3	15.2	15.4	10.0	11.8	
2	2.3	7.1	15.1	16.8	9.4	
3	0.7	5.7	9.6	15.0	6.8	
4	1.7	8.0	21.8	35.2	14.3	
N of Valid	1117	1144	949	679	3889	
N of Miss	25	13	16	9	63	

Table 55: Think of your four best friends (the friends you feel closest to). In the past year (12 months), how many of your best friends have: made a commitment to stay drug-free?






Response	6	8	10	12	Total	
0	12.1	17.1	28.1	33.0	21.2	
1	5.7	9.4	15.3	20.3	11.7	
2	4.8	10.2	9.1	12.2	8.7	
3	8.3	11.9	12.9	10.5	10.9	
4	69.1	51.5	34.7	24.0	47.5	
N of Valid	1103	1129	949	679	3860	
N of Miss	39	28	16	9	92	

Table 56: Think of your four best friends (the friends you feel closest to). In the past year (12 months), how many of your best friends have: used marijuana?






Response	6	8	10	12	Total	
0	95.6	79.4	56.5	38.8	71.4	
1	2.4	9.5	14.1	14.7	9.5	
2	0.6	4.6	9.8	14.7	6.5	
3	0.5	2.7	7.3	11.2	4.7	
4	0.8	3.8	12.4	20.5	8.0	
N of Valid	1116	1138	951	678	3883	
N of Miss	26	19	14	10	69	

Table 57: Think of your four best friends (the friends you feel closest to). In the past year (12 months), how many of your best friends have: used prescription drugs or non-prescription drugs for the purposes of getting high?






Response	6	8	10	12	Total	
0	95.5	87.6	74.0	62.9	82.2	
1	2.4	5.9	12.3	16.0	8.3	
2	1.1	3.4	6.7	9.4	4.6	
3	0.3	1.6	3.0	6.2	2.3	
4	0.7	1.5	4.0	5.4	2.6	
N of Valid	1108	1141	949	680	3878	
N of Miss	34	16	16	8	74	

Table 58: Think of your four best friends (the friends you feel closest to). In the past year (12 months), how many of your best friends have: used synthetic marijuana (K2, spice) or bath salts?






Response	6	8	10	12	Total	
0	97.5	91.4	78.3	70.7	86.3	
1	1.1	4.1	9.5	11.2	5.8	
2	0.6	1.4	4.7	8.8	3.3	
3	0.4	1.3	2.9	4.3	1.9	
4	0.5	1.8	4.7	5.0	2.7	
N of Valid	1103	1139	946	679	3867	
N of Miss	39	18	19	9	85	

Table 59: Think of your four best friends (the friends you feel closest to). In the past year (12 months), how many of your best friends have: used LSD, cocaine, amphetamines, or other illegal drugs?






Response	6	8	10	12	Total	
0	96.9	92.4	86.5	83.2	90.6	
1	1.7	4.4	7.5	8.3	5.1	
2	0.7	1.5	2.9	4.4	2.1	
3	0.3	0.8	1.1	2.2	1.0	
4	0.4	0.9	2.1	1.9	1.2	
N of Valid	1109	1138	946	678	3871	
N of Miss	33	19	19	10	81	

Table 60: Think of your four best friends (the friends you feel closest to). In the past year (12 months), how many of your best friends have: tried to do well in school?






Response	6	8	10	12	Total	
0	3.2	1.9	2.6	3.7	2.7	
1	3.1	3.8	4.4	3.8	3.8	
2	5.1	8.2	13.3	12.2	9.3	
3	12.8	22.6	18.8	20.3	18.5	
4	75.8	63.6	60.9	59.9	65.8	
N of Valid	1107	1128	948	679	3862	
N of Miss	35	29	17	9	90	

Table 61: Think of your four best friends (the friends you feel closest to). In the past year (12 months), how many of your best friends have: been suspended from school?






Response	6	8	10	12	Total	
0	68.8	65.1	68.9	76.8	69.1	
1	17.9	15.9	14.1	13.2	15.6	
2	6.5	9.5	9.6	5.3	7.9	
3	2.3	4.1	3.2	1.6	2.9	
4	4.5	5.4	4.2	3.1	4.5	
N of Valid	1099	1130	948	676	3853	
N of Miss	43	27	17	12	99	

Table 62: Think of your four best friends (the friends you feel closest to). In the past year (12 months), how many of your best friends have: liked school?






Response	6	8	10	12	Total	
0	18.0	22.2	29.7	30.7	24.3	
1	11.4	12.9	12.9	13.3	12.5	
2	18.2	24.4	24.2	20.2	21.8	
3	19.9	21.2	17.1	16.7	19.0	
4	32.5	19.3	16.2	19.2	22.3	
N of Valid	1109	1136	947	678	3870	
N of Miss	33	21	18	10	82	

Table 63: Think of your four best friends (the friends you feel closest to). In the past year (12 months), how many of your best friends have: carried a handgun?






Response	6	8	10	12	Total	
0	95.7	93.8	91.7	92.9	93.7	
1	2.6	3.1	3.4	3.5	3.1	
2	0.7	1.5	1.8	2.2	1.5	
3	0.0	0.5	0.6	1.0	0.5	
4	1.0	1.1	2.5	0.3	1.3	
N of Valid	1110	1140	949	679	3878	
N of Miss	32	17	16	9	74	

Table 64: Think of your four best friends (the friends you feel closest to). In the past year (12 months), how many of your best friends have: sold illegal drugs?






Response	6	8	10	12	Total	
0	98.1	91.8	83.7	74.9	88.6	
1	1.2	4.0	6.5	13.9	5.5	
2	0.4	2.5	5.3	6.1	3.2	
3	0.1	0.8	1.7	3.4	1.3	
4	0.3	1.0	2.9	1.8	1.4	
N of Valid	1098	1134	944	676	3852	
N of Miss	44	23	21	12	100	

Table 65: Think of your four best friends (the friends you feel closest to). In the past year (12 months), how many of your best friends have: regularly attended religious services?






Response	6	8	10	12	Total	
0	19.2	11.8	11.0	17.3	14.6	
1	7.1	11.4	11.5	14.5	10.8	
2	12.5	17.8	17.4	23.6	17.3	
3	17.3	19.9	22.3	19.4	19.7	
4	43.9	39.2	37.7	25.3	37.7	
N of Valid	1065	1123	946	677	3811	
N of Miss	77	34	19	11	141	

Table 66: Think of your four best friends (the friends you feel closest to). In the past year (12 months), how many of your best friends have: stolen or tried to steal a motor vehicle such as a car or motorcycle?

Response	6	8	10	12	Total	
0	98.0	93.0	92.6	96.2	94.9	
1	1.3	4.0	4.3	2.1	2.9	
2	0.4	2.2	1.7	1.3	1.4	
3	0.0	0.4	0.3	0.1	0.2	
4	0.4	0.5	1.1	0.3	0.6	
N of Valid	1115	1139	949	679	3882	
N of Miss	27	18	16	9	70	

Table 67: Think of your four best friends (the friends you feel closest to). In the past year (12 months), how many of your best friends have: been arrested?

Response	6	8	10	12	Total	
0	91.7	82.1	76.3	76.6	82.5	
1	6.1	10.6	12.3	13.8	10.3	
2	1.1	3.3	6.1	6.2	3.9	
3	0.2	1.8	2.7	1.6	1.5	
4	0.9	2.2	2.5	1.8	1.8	
N of Valid	1109	1140	951	679	3879	
N of Miss	33	17	14	9	73	

Table 68: Think of your four best friends (the friends you feel closest to). In the past year (12 months), how many of your best friends have: dropped out of school?

Response	6	8	10	12	Total	
0	96.6	94.8	91.4	88.5	93.4	
1	2.6	3.9	5.2	8.0	4.5	
2	0.5	0.4	2.0	2.4	1.2	
3	0.3	0.6	0.6	0.9	0.6	
4	0.1	0.3	0.8	0.3	0.4	
N of Valid	1110	1140	950	678	3878	
N of Miss	32	17	15	10	74	

Table 69: Think of your four best friends (the friends you feel closest to). In the past year (12 months), how many of your best friends have: been members of a gang?






Response	6	8	10	12	Total	
0	94.2	89.1	88.4	94.4	91.3	
1	3.0	5.2	5.3	1.6	3.9	
2	1.2	2.5	2.0	1.6	1.9	
3	0.7	1.0	1.7	0.9	1.1	
4	0.9	2.2	2.6	1.5	1.8	
N of Valid	1110	1140	950	678	3878	
N of Miss	32	17	15	10	74	

Table 70: How old were you when you first: smoked marijuana?










Response	6	8	10	12	Total	
Never	98.7	91.2	75.6	54.8	83.2	
10 or younger	0.2	0.7	1.5	1.6	0.9	
11	0.5	0.8	1.4	1.0	0.9	
12	0.4	3.0	2.8	2.2	2.1	
13	0.0	3.3	3.6	4.6	2.7	
14	0.0	0.8	7.2	6.5	3.1	
15	0.0	0.1	7.2	8.9	3.3	
16	0.0	0.1	0.7	13.4	2.5	
17 or older	0.1	0.0	0.0	6.9	1.2	
N of Valid	1115	1140	953	677	3885	
N of Miss	27	17	12	11	67	

Table 71: How old were you when you first: smoked a cigarette, even just a puff?










Response	6	8	10	12	Total	
Never	93.6	81.2	68.3	54.5	77.0	
10 or younger	4.0	7.3	6.8	5.6	5.9	
11	1.6	3.5	3.2	2.3	2.7	
12	0.6	3.2	3.9	4.4	2.8	
13	0.0	3.5	4.6	3.8	2.8	
14	0.0	1.1	7.3	6.6	3.3	
15	0.0	0.1	4.9	7.2	2.5	
16	0.0	0.0	0.9	10.6	2.1	
17 or older	0.1	0.0	0.0	5.0	0.9	
N of Valid	1118	1136	951	681	3886	
N of Miss	24	21	14	7	66	

Table 72: How old were you when you first: had more than a sip or two of beer, wine or hard liquor (for example, vodka, whiskey, or gin)?










Response	6	8	10	12	Total	
Never	85.9	64.5	48.2	27.5	60.2	
10 or younger	9.2	11.4	8.3	6.8	9.2	
11	3.7	7.0	3.1	2.4	4.3	
12	1.2	6.3	5.1	5.4	4.4	
13	0.0	8.5	9.4	7.8	6.2	
14	0.0	2.3	13.3	9.6	5.6	
15	0.1	0.0	10.6	12.5	4.8	
16	0.0	0.0	1.8	18.1	3.6	
17 or older	0.0	0.0	0.1	10.0	1.8	
N of Valid	1122	1135	954	680	3891	
N of Miss	20	22	11	8	61	

Table 73: How old were you when you first: began drinking alcoholic beverages regularly, that is, at least once or twice a month?










Response	6	8	10	12	Total	
Never	99.2	93.1	80.9	64.0	86.8	
10 or younger	0.5	0.8	0.9	0.6	0.7	
11	0.2	0.7	0.3	0.0	0.3	
12	0.0	1.6	1.4	0.6	0.9	
13	0.1	2.9	2.1	2.3	1.8	
14	0.0	0.9	4.9	2.9	2.0	
15	0.0	0.0	7.7	6.0	2.9	
16	0.0	0.0	1.7	13.2	2.7	
17 or older	0.0	0.1	0.1	10.3	1.9	
N of Valid	1120	1137	953	681	3891	
N of Miss	22	20	12	7	61	

Table 74: How old were you when you first: used Daztrex?


Response	6	8	10	12	Total	
Never	100.0	100.0	100.0	100.0	100.0	
10 or younger	0.0	0.0	0.0	0.0	0.0	
11	0.0	0.0	0.0	0.0	0.0	
12	0.0	0.0	0.0	0.0	0.0	
13	0.0	0.0	0.0	0.0	0.0	
14	0.0	0.0	0.0	0.0	0.0	
15	0.0	0.0	0.0	0.0	0.0	
16	0.0	0.0	0.0	0.0	0.0	
17 or older	0.0	0.0	0.0	0.0	0.0	
N of Valid	1089	1133	950	681	3853	
N of Miss	53	24	15	7	99	

Table 75: How old were you when you first: got suspended from school?










Response	6	8	10	12	Total	
Never	88.9	86.0	81.9	80.5	84.8	
10 or younger	6.9	4.9	4.9	3.1	5.2	
11	3.4	3.3	1.0	1.8	2.5	
12	0.8	2.8	3.0	1.9	2.1	
13	0.0	2.2	2.9	3.1	1.9	
14	0.0	0.8	3.0	2.9	1.5	
15	0.0	0.0	2.4	2.5	1.0	
16	0.0	0.0	0.6	2.6	0.6	
17 or older	0.0	0.0	0.1	1.6	0.3	
N of Valid	1117	1133	954	681	3885	
N of Miss	25	24	11	7	67	

Table 76: How old were you when you first: got arrested?










Response	6	8	10	12	Total	
Never	98.2	95.3	92.3	89.4	94.4	
10 or younger	0.5	0.4	0.4	0.1	0.4	
11	0.9	1.3	0.2	0.0	0.7	
12	0.3	0.9	1.0	0.4	0.7	
13	0.1	1.6	1.2	1.5	1.0	
14	0.0	0.4	1.7	1.3	0.8	
15	0.0	0.0	1.7	1.8	0.7	
16	0.0	0.0	1.4	3.1	0.9	
17 or older	0.0	0.0	0.1	2.3	0.4	
N of Valid	1122	1135	953	682	3892	
N of Miss	20	22	12	6	60	

Table 77: How old were you when you first: carried a handgun?










Response	6	8	10	12	Total	
Never	96.2	94.4	95.4	93.7	95.0	
10 or younger	1.9	2.0	1.4	0.4	1.5	
11	1.4	1.0	0.3	0.0	0.8	
12	0.5	1.0	0.3	0.7	0.6	
13	0.0	1.2	0.4	0.7	0.6	
14	0.0	0.3	1.1	0.7	0.5	
15	0.0	0.0	0.6	1.0	0.3	
16	0.0	0.0	0.4	1.3	0.3	
17 or older	0.0	0.1	0.1	1.3	0.3	
N of Valid	1119	1135	951	679	3884	
N of Miss	23	22	14	9	68	

Table 78: How old were you when you first: attacked someone with the idea of seriously hurting them?










Response	6	8	10	12	Total	
Never	90.2	86.0	83.9	85.3	86.6	
10 or younger	5.2	4.9	2.9	3.2	4.2	
11	3.1	2.2	1.4	1.0	2.1	
12	1.5	2.9	1.4	1.2	1.8	
13	0.0	3.6	2.3	2.1	2.0	
14	0.0	0.4	3.0	1.8	1.2	
15	0.0	0.0	3.2	1.8	1.1	
16	0.0	0.0	1.5	2.2	0.7	
17 or older	0.0	0.0	0.4	1.5	0.4	
N of Valid	1121	1134	952	682	3889	
N of Miss	21	23	13	6	63	

Table 79: How old were you when you first: belonged to a gang?










Response	6	8	10	12	Total	
Never	98.1	96.0	96.9	97.4	97.1	
10 or younger	1.2	0.8	1.0	0.6	0.9	
11	0.7	0.7	0.4	0.1	0.5	
12	0.0	0.7	0.1	0.6	0.3	
13	0.0	1.4	0.5	0.6	0.6	
14	0.0	0.3	0.5	0.3	0.3	
15	0.0	0.1	0.4	0.3	0.2	
16	0.0	0.0	0.1	0.0	0.0	
17 or older	0.0	0.0	0.0	0.1	0.0	
N of Valid	1123	1139	954	682	3898	
N of Miss	19	18	11	6	54	

Table 80: How wrong do you think it is for someone your age to: take a handgun to school?





Response	6	8	10	12	Total	
Very wrong	93.0	86.7	86.5	91.5	89.3	
Wrong	5.1	9.3	10.3	5.4	7.7	
A little bit wrong	1.3	3.1	2.2	2.5	2.3	
Not wrong at all	0.5	0.8	1.0	0.6	0.7	
N of Valid	1135	1147	956	680	3918	
N of Miss	7	10	9	8	34	

Table 81: How wrong do you think it is for someone your age to: steal anything worth more than \$5?





Response	6	8	10	12	Total	
Very wrong	70.8	59.3	56.4	64.9	62.9	
Wrong	23.8	30.8	33.6	27.2	28.9	
A little bit wrong	4.5	8.8	8.9	6.6	7.2	
Not wrong at all	1.0	1.1	1.0	1.2	1.1	
N of Valid	1123	1142	955	679	3899	
N of Miss	19	15	10	9	53	

Table 82: How wrong do you think it is for someone your age to: pick a fight with someone?





Response	6	8	10	12	Total	
Very wrong	60.9	39.8	35.0	42.4	45.1	
Wrong	27.6	32.6	38.5	33.6	32.8	
A little bit wrong	9.5	22.0	21.8	21.1	18.2	
Not wrong at all	2.0	5.6	4.7	2.9	3.9	
N of Valid	1122	1136	957	679	3894	
N of Miss	20	21	8	9	58	

Table 83: How wrong do you think it is for someone your age to: attack someone with the idea of seriously hurting them?





Response	6	8	10	12	Total	
Very wrong	84.9	70.1	65.8	68.5	73.0	
Wrong	10.3	19.5	22.7	20.7	17.8	
A little bit wrong	3.5	8.0	9.3	8.2	7.0	
Not wrong at all	1.3	2.4	2.2	2.6	2.1	
N of Valid	1129	1143	956	682	3910	
N of Miss	13	14	9	6	42	

Table 84: How wrong do you think it is for someone your age to: stay away from school all day when their parents think they are at school?





Response	6	8	10	12	Total	
Very wrong	85.0	68.4	51.3	38.9	63.9	
Wrong	12.1	22.3	31.0	33.1	23.4	
A little bit wrong	2.4	7.2	14.6	22.6	10.3	
Not wrong at all	0.4	2.2	3.1	5.4	2.5	
N of Valid	1129	1144	955	682	3910	
N of Miss	13	13	10	6	42	

Table 85: How wrong do you think it is for someone your age to: drink beer, wine or hard liquor (for example, vodka, whiskey, or gin) regularly?

Response	6	8	10	12	Total	
Very wrong	92.9	71.5	49.5	32.7	65.5	
Wrong	4.1	15.9	21.2	21.1	14.7	
A little bit wrong	2.3	8.3	19.4	30.9	13.2	
Not wrong at all	0.7	4.4	9.9	15.2	6.6	
N of Valid	1127	1147	958	682	3914	
N of Miss	15	10	7	6	38	

Table 86: How wrong do you think it is for someone your age to: smoke cigarettes?

Response	6	8	10	12	Total	
Very wrong	92.1	78.4	58.9	45.1	71.8	
Wrong	5.6	13.1	21.6	21.7	14.5	
A little bit wrong	1.6	5.2	11.6	20.2	8.3	
Not wrong at all	0.7	3.3	7.9	13.0	5.4	
N of Valid	1128	1143	959	683	3913	
N of Miss	14	14	6	5	39	

Table 87: How wrong do you think it is for someone your age to: smoke marijuana?

Response	6	8	10	12	Total	
Very wrong	95.3	81.6	61.7	44.0	74.1	
Wrong	2.9	8.2	15.8	19.7	10.6	
A little bit wrong	0.8	6.0	11.0	15.6	7.4	
Not wrong at all	1.0	4.2	11.6	20.7	8.0	
N of Valid	1119	1144	957	680	3900	
N of Miss	23	13	8	8	52	

Table 88: How wrong do you think it is for someone your age to: use prescription drugs or non-prescription drugs for the purpose of getting high?





Response	6	8	10	12	Total	
Very wrong	95.6	88.8	77.3	71.1	84.9	
Wrong	3.1	7.3	14.3	19.1	9.9	
A little bit wrong	0.8	2.4	6.1	5.7	3.4	
Not wrong at all	0.4	1.4	2.3	4.1	1.8	
N of Valid	1123	1147	955	682	3907	
N of Miss	19	10	10	6	45	

Table 89: How wrong do you think it is for someone your age to: use synthetic marijuana (K2, spice) or bath salts?





Response	6	8	10	12	Total	
Very wrong	95.7	90.0	81.8	79.6	87.8	
Wrong	2.8	6.6	11.4	12.6	7.7	
A little bit wrong	0.8	1.6	3.9	3.8	2.3	
Not wrong at all	0.7	1.7	2.9	4.0	2.1	
N of Valid	1120	1143	957	681	3901	
N of Miss	22	14	8	7	51	

Table 90: How wrong do you think it is for someone your age to: use LSD, cocaine, amphetamines or another illegal drug?





Response	6	8	10	12	Total	
Very wrong	98.0	93.6	88.6	88.3	92.7	
Wrong	1.2	4.8	8.5	7.5	5.1	
A little bit wrong	0.3	0.7	2.4	2.3	1.3	
Not wrong at all	0.5	0.9	0.5	1.9	0.9	
N of Valid	1124	1143	957	683	3907	
N of Miss	18	14	8	5	45	

Table 91: At school during the past 12 months, did you receive help from the resource teacher, speech therapist or other special education teacher?



Response	6	8	10	12	Total	
No	81.6	87.8	92.2	93.6	88.1	
Yes	18.4	12.2	7.8	6.4	11.9	
N of Valid	1057	1070	903	645	3675	
N of Miss	85	87	62	43	277	

Table 92: How many times in the past year (12 months) have you: been suspended from school?








Response	6	8	10	12	Total	
Never	92.7	91.8	89.7	93.0	91.8	
1 to 2 times	6.1	6.5	9.0	6.3	7.0	
3 to 5 times	0.8	1.1	0.7	0.7	0.9	
6 to 9 times	0.2	0.3	0.2	0.0	0.2	
10 to 19 times	0.1	0.2	0.2	0.0	0.1	
20 to 29 times	0.1	0.0	0.0	0.0	0.0	
30 to 39 times	0.0	0.0	0.0	0.0	0.0	
40+ times	0.1	0.1	0.1	0.0	0.1	
N of Valid	1133	1138	956	681	3908	
N of Miss	9	19	9	7	44	

Table 93: How many times in the past year (12 months) have you: carried a handgun?









Response	6	8	10	12	Total	
Never	96.5	94.3	95.8	95.3	95.5	
1 to 2 times	2.2	3.3	1.5	1.8	2.3	
3 to 5 times	0.5	0.6	0.3	1.6	0.7	
6 to 9 times	0.3	0.7	0.7	0.0	0.5	
10 to 19 times	0.1	0.3	0.3	0.9	0.3	
20 to 29 times	0.2	0.2	0.1	0.1	0.2	
30 to 39 times	0.1	0.1	0.0	0.0	0.1	
40+ times	0.1	0.6	1.3	0.3	0.6	
N of Valid	1124	1138	957	682	3901	
N of Miss	18	19	8	6	51	

Table 94: How many times in the past year (12 months) have you: sold illegal drugs?









Response	6	8	10	12	Total	
Never	99.7	98.0	95.3	90.9	96.6	
1 to 2 times	0.1	1.1	1.6	2.6	1.2	
3 to 5 times	0.1	0.4	1.0	2.1	0.8	
6 to 9 times	0.0	0.2	0.3	1.3	0.4	
10 to 19 times	0.0	0.0	0.5	0.6	0.2	
20 to 29 times	0.0	0.1	0.1	0.7	0.2	
30 to 39 times	0.0	0.1	0.3	0.3	0.2	
40+ times	0.1	0.1	0.8	1.5	0.5	
N of Valid	1118	1133	955	680	3886	
N of Miss	24	24	10	8	66	

Table 95: How many times in the past year (12 months) have you: stolen or tried to steal a motor vehicle such as a car or motorcycle?









Response	6	8	10	12	Total	
Never	99.5	99.1	98.2	98.2	98.8	
1 to 2 times	0.4	0.8	1.3	1.5	0.9	
3 to 5 times	0.0	0.0	0.2	0.1	0.1	
6 to 9 times	0.0	0.0	0.1	0.0	0.0	
10 to 19 times	0.0	0.0	0.0	0.1	0.0	
20 to 29 times	0.1	0.1	0.0	0.0	0.1	
30 to 39 times	0.0	0.0	0.0	0.0	0.0	
40+ times	0.0	0.0	0.2	0.0	0.1	
N of Valid	1125	1134	953	681	3893	
N of Miss	17	23	12	7	59	

Table 96: How many times in the past year (12 months) have you: participated in clubs, organizations or activities at school?









Response	6	8	10	12	Total	
Never	23.5	24.7	23.8	20.5	23.4	
1 to 2 times	27.2	21.2	16.4	13.8	20.4	
3 to 5 times	18.5	16.7	14.8	15.4	16.5	
6 to 9 times	9.9	8.7	8.4	8.5	8.9	
10 to 19 times	7.2	8.3	8.7	8.9	8.2	
20 to 29 times	3.5	3.6	4.7	6.9	4.4	
30 to 39 times	1.3	1.4	2.3	2.6	1.8	
40+ times	9.1	15.4	20.8	23.4	16.3	
N of Valid	1116	1127	952	683	3878	
N of Miss	26	30	13	5	74	

Table 97: How many times in the past year (12 months) have you: been arrested?







Response	6	8	10	12	Total	
Never	98.4	96.2	94.2	94.3	96.0	
1 to 2 times	1.2	2.7	4.6	5.3	3.2	
3 to 5 times	0.2	0.5	0.8	0.1	0.4	
6 to 9 times	0.1	0.2	0.2	0.1	0.2	
10 to 19 times	0.1	0.3	0.0	0.1	0.1	
20 to 29 times	0.0	0.0	0.0	0.0	0.0	
30 to 39 times	0.0	0.0	0.0	0.0	0.0	
40+ times	0.0	0.1	0.1	0.0	0.1	
N of Valid	1121	1130	953	679	3883	
N of Miss	21	27	12	9	69	

Table 98: How many times in the past year (12 months) have you: attacked someone with the idea of seriously hurting them?


Response	6	8	10	12	Total	
Never	91.3	87.6	88.6	90.8	89.5	
1 to 2 times	5.8	8.6	8.1	6.2	7.2	
3 to 5 times	1.5	1.9	1.7	1.6	1.7	
6 to 9 times	0.6	0.9	0.5	0.4	0.6	
10 to 19 times	0.3	0.7	0.4	0.9	0.5	
20 to 29 times	0.1	0.1	0.3	0.0	0.1	
30 to 39 times	0.1	0.0	0.0	0.1	0.1	
40+ times	0.4	0.3	0.4	0.0	0.3	
N of Valid	1127	1133	956	682	3898	
N of Miss	15	24	9	6	54	

Table 99: How many times in the past year (12 months) have you: been drunk or high at school?


Response	6	8	10	12	Total	
Never	99.0	94.9	86.9	81.7	91.8	
1 to 2 times	0.7	3.0	6.1	5.9	3.6	
3 to 5 times	0.3	0.4	2.1	4.5	1.5	
6 to 9 times	0.0	0.6	1.4	1.0	0.7	
10 to 19 times	0.0	0.6	1.1	2.3	0.9	
20 to 29 times	0.0	0.1	0.9	1.2	0.5	
30 to 39 times	0.0	0.1	0.3	0.7	0.2	
40+ times	0.0	0.4	1.1	2.6	0.8	
N of Valid	1129	1137	957	682	3905	
N of Miss	13	20	8	6	47	

Table 100: How many times in the past year (12 months) have you: taken a handgun to school?






Response	6	8	10	12	Total	
Never	99.7	99.8	99.6	99.0	99.6	
1 to 2 times	0.3	0.1	0.1	0.6	0.2	
3 to 5 times	0.0	0.0	0.1	0.0	0.0	
6 to 9 times	0.0	0.0	0.0	0.0	0.0	
10 to 19 times	0.0	0.0	0.0	0.3	0.1	
20 to 29 times	0.0	0.0	0.0	0.0	0.0	
30 to 39 times	0.0	0.0	0.0	0.0	0.0	
40+ times	0.0	0.1	0.2	0.1	0.1	
N of Valid	1126	1136	955	682	3899	
N of Miss	16	21	10	6	53	

Table 101: Are you currently on probation, or assigned a probation officer with Juvenile Court?



Response	6	8	10	12	Total	
No	98.7	97.4	96.9	95.9	97.4	
Yes	1.3	2.6	3.1	4.1	2.6	
N of Valid	1017	1043	898	638	3596	
N of Miss	125	114	67	50	356	

Table 102: Have you ever belonged to a gang?






Response	6	8	10	12	Total	
No	95.9	93.7	95.4	96.3	95.2	
No, but would like to	1.6	1.3	1.1	0.9	1.3	
Yes, in the past	1.7	2.5	1.8	2.1	2.0	
Yes, belong now	0.6	2.1	1.5	0.4	1.2	
Yes, but would like to get out	0.2	0.4	0.2	0.3	0.3	
N of Valid	1135	1139	958	679	3911	
N of Miss	7	18	7	9	41	

Table 103: If you have ever belonged to a gang, did that gang have a name?

Response	6	8	10	12	Total
No	7.6	4.6	8.6	10.0	7.4
Yes	2.4	4.7	3.5	3.0	3.4
I have never belonged to a gang	90.0	90.7	87.9	87.0	89.2
N of Valid	1122	1131	944	670	3867
N of Miss	20	26	21	18	85

Table 104: You are at a party at someone's house, and one of your friends offers you a drink containing alcohol. What would you say or do?

Response	6	8	10	12	Total
Drink it	3.6	15.6	32.4	46.7	21.6
Tell your friend, 'No thanks, I don't drink' and suggest that you and your friend go and do something else	49.3	42.5	34.5	23.3	39.2
Just say, 'No thanks' and walk away	30.5	28.9	24.1	24.8	27.5
Make up a good excuse, tell your friend you had something else to do, and leave	16.7	12.9	8.9	5.2	11.7
N of Valid	1122	1133	950	673	3878
N of Miss	20	24	15	15	74

Table 105: How often do you attend religious services or activities?

Response	6	8	10	12	Total
Never	11.1	9.9	8.1	13.4	10.4
Rarely	17.1	17.8	18.6	22.0	18.5
1-2 Times a Month	13.5	13.3	17.3	16.0	14.8
About Once a Week or More	58.3	59.0	56.0	48.6	56.2
N of Valid	1103	1133	948	677	3861
N of Miss	39	24	17	11	91

Table 106: I think sometimes it's okay to cheat at school.


Response	6	8	10	12	Total	
NO!	71.9	42.0	24.3	17.9	42.2	
no	22.0	37.6	43.9	40.2	35.0	
yes	5.5	18.1	27.6	35.9	19.8	
YES!	0.7	2.4	4.2	6.0	3.0	
N of Valid	1134	1139	950	682	3905	
N of Miss	8	18	15	6	47	

Table 107: It is important to think before you act.


Response	6	8	10	12	Total	
NO!	1.5	1.4	1.1	0.6	1.2	
no	2.3	3.6	2.8	2.2	2.8	
yes	20.0	35.9	40.3	36.4	32.5	
YES!	76.2	59.1	55.8	60.8	63.5	
N of Valid	1129	1134	948	681	3892	
N of Miss	13	23	17	7	60	

Table 108: Sometimes I think that life is not worth it.

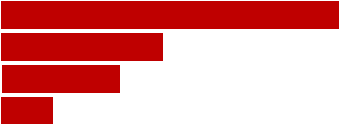
Response	6	8	10	12	Total	
NO!	65.6	49.1	46.6	48.9	53.1	
no	19.5	22.6	28.4	27.7	24.1	
yes	10.8	20.6	19.0	17.6	16.9	
YES!	4.0	7.8	5.9	5.8	5.9	
N of Valid	1091	1121	946	675	3833	
N of Miss	51	36	19	13	119	

Table 109: At times I think I am no good at all.

Response	6	8	10	12	Total	
NO!	43.7	32.7	29.6	33.4	35.2	
no	24.2	26.9	29.9	30.9	27.6	
yes	24.7	29.0	32.1	28.7	28.5	
YES!	7.4	11.4	8.4	7.0	8.7	
N of Valid	1101	1123	946	676	3846	
N of Miss	41	34	19	12	106	

Table 110: All in all, I am inclined to think that I am a failure.

Response	6	8	10	12	Total	
NO!	63.7	49.8	46.2	52.6	53.3	
no	23.0	31.4	35.9	31.5	30.1	
yes	10.0	12.5	12.6	11.5	11.6	
YES!	3.3	6.3	5.3	4.4	4.9	
N of Valid	1087	1121	945	679	3832	
N of Miss	55	36	20	9	120	

Table 111: In the past year, have you felt depressed or sad MOST days, even if you felt okay sometimes?

Response	6	8	10	12	Total	
NO!	38.5	35.9	33.5	35.1	35.9	
no	22.8	26.1	29.6	31.3	26.9	
yes	25.4	25.2	22.1	21.7	23.9	
YES!	13.3	12.7	14.9	11.9	13.3	
N of Valid	1104	1122	947	678	3851	
N of Miss	38	35	18	10	101	

Table 112: It is all right to beat up people if they start the fight.





Response	6	8	10	12	Total	
NO!	56.4	31.1	23.7	25.7	35.6	
no	16.9	22.6	24.7	24.8	21.9	
yes	16.4	25.8	26.7	26.0	23.4	
YES!	10.3	20.4	24.9	23.5	19.2	
N of Valid	1107	1122	947	677	3853	
N of Miss	35	35	18	11	99	

Table 113: I think it is okay to take something without asking if you can get away with it.





Response	6	8	10	12	Total	
NO!	82.3	63.0	56.2	60.0	66.4	
no	15.2	31.8	38.1	35.0	29.1	
yes	2.2	4.1	4.7	4.0	3.7	
YES!	0.4	1.1	0.9	1.0	0.8	
N of Valid	1107	1119	948	678	3852	
N of Miss	35	38	17	10	100	

Table 114: Where do you get the most information about living a drug and alcohol free life? Parents/guardians





Response	6	8	10	12	Total	
All the time	53.9	39.1	36.5	34.3	41.8	
Most	23.0	29.0	30.3	31.0	28.0	
Some	15.2	20.5	22.0	23.0	19.8	
Very little	7.9	11.4	11.3	11.7	10.4	
N of Valid	1076	1111	942	674	3803	
N of Miss	66	46	23	14	149	

Table 115: Where do you get the most information about living a drug and alcohol free life? Friends





Response	6	8	10	12	Total	
All the time	21.9	13.2	10.7	9.4	14.3	
Most	15.9	18.0	19.4	17.9	17.7	
Some	26.2	30.0	32.4	31.9	29.9	
Very little	36.0	38.8	37.4	40.8	38.1	
N of Valid	1057	1105	932	671	3765	
N of Miss	85	52	33	17	187	

Table 116: Where do you get the most information about living a drug and alcohol free life? Family members





Response	6	8	10	12	Total	
All the time	44.8	32.6	27.2	22.0	32.8	
Most	23.4	27.5	25.0	25.4	25.3	
Some	19.3	24.4	32.0	31.1	26.0	
Very little	12.5	15.5	15.8	21.5	15.8	
N of Valid	1067	1103	933	673	3776	
N of Miss	75	54	32	15	176	

Table 117: Where do you get the most information about living a drug and alcohol free life? School





Response	6	8	10	12	Total	
All the time	54.9	44.7	30.8	26.8	41.0	
Most	27.1	30.4	30.7	29.2	29.3	
Some	10.5	15.9	25.3	25.4	18.4	
Very little	7.5	8.9	13.2	18.6	11.3	
N of Valid	1073	1107	934	672	3786	
N of Miss	69	50	31	16	166	

Table 118: Where do you get the most information about living a drug and alcohol free life? Internet





Response	6	8	10	12	Total	
All the time	13.8	9.0	7.9	7.2	9.7	
Most	9.4	10.7	9.4	8.8	9.7	
Some	17.2	23.3	24.4	24.1	22.0	
Very little	59.7	57.0	58.4	59.9	58.6	
N of Valid	1036	1099	928	669	3732	
N of Miss	106	58	37	19	220	

Table 119: Where do you get the most information about living a drug and alcohol free life? TV





Response	6	8	10	12	Total	
All the time	18.7	10.0	8.7	7.4	11.6	
Most	14.7	13.2	10.9	12.8	13.0	
Some	26.7	30.5	30.6	32.3	29.8	
Very little	40.0	46.3	49.8	47.5	45.6	
N of Valid	1043	1105	924	665	3737	
N of Miss	99	52	41	23	215	

Table 120: Where do you get the most information about living a drug and alcohol free life? Social media





Response	6	8	10	12	Total	
All the time	17.9	8.8	8.5	7.7	11.0	
Most	10.9	11.7	9.7	8.6	10.4	
Some	19.4	26.9	28.4	27.8	25.4	
Very little	51.8	52.7	53.4	55.8	53.2	
N of Valid	1007	1097	918	661	3683	
N of Miss	135	60	47	27	269	

Table 121: How much do you think people risk harming themselves (physically or in other ways) if they: smoked one or more packs of cigarettes per day?


Response	6	8	10	12	Total	
No risk	10.7	6.1	4.2	3.6	6.5	
Slight risk	6.5	5.3	8.8	7.3	6.9	
Moderate risk	17.0	19.8	19.6	19.5	18.9	
Great risk	65.8	68.8	67.4	69.7	67.7	
N of Valid	1092	1111	939	673	3815	
N of Miss	50	46	26	15	137	

Table 122: How much do you think people risk harming themselves (physically or in other ways) if they: try marijuana once or twice?


Response	6	8	10	12	Total	
No risk	11.7	13.0	25.8	38.6	20.3	
Slight risk	18.2	22.0	26.7	30.8	23.7	
Moderate risk	24.7	26.3	20.8	13.6	22.2	
Great risk	45.3	38.7	26.7	17.0	33.8	
N of Valid	1085	1114	939	671	3809	
N of Miss	57	43	26	17	143	

Table 123: How much do you think people risk harming themselves (physically or in other ways) if they: smoke marijuana once or twice a week?


Response	6	8	10	12	Total	
No risk	11.2	9.5	15.8	26.4	14.5	
Slight risk	7.3	10.4	18.4	20.3	13.2	
Moderate risk	20.2	21.6	22.7	25.3	22.1	
Great risk	61.3	58.5	43.1	28.0	50.2	
N of Valid	1076	1104	930	664	3774	
N of Miss	66	53	35	24	178	

Table 124: How much do you think people risk harming themselves (physically or in other ways) if they: take one or two drinks of an alcoholic beverage (beer, wine, liquor) nearly every day?


Response	6	8	10	12	Total	
No risk	11.5	8.8	9.6	10.1	10.0	
Slight risk	14.6	13.4	21.2	21.6	17.1	
Moderate risk	22.7	26.5	28.3	31.4	26.7	
Great risk	51.2	51.3	40.9	36.8	46.1	
N of Valid	1085	1112	937	671	3805	
N of Miss	57	45	28	17	147	

Table 125: How much do you think people risk harming themselves (physically or in other ways) if they: have five or more drinks of an alcoholic beverage once or twice each weekend?


Response	6	8	10	12	Total	
No risk	10.2	7.2	6.0	7.3	7.8	
Slight risk	7.9	9.9	15.6	18.6	12.3	
Moderate risk	20.3	19.4	24.1	31.3	22.9	
Great risk	61.5	63.5	54.4	42.8	57.0	
N of Valid	1087	1112	938	671	3808	
N of Miss	55	45	27	17	144	

Table 126: How much do you think people risk harming themselves (physically or in other ways) if they: use prescription drugs that are not prescribed to them?


Response	6	8	10	12	Total	
No risk	9.9	4.8	3.7	2.2	5.5	
Slight risk	4.0	4.5	7.1	11.2	6.2	
Moderate risk	15.1	15.4	19.0	23.2	17.6	
Great risk	71.0	75.3	70.2	63.4	70.7	
N of Valid	1081	1105	934	672	3792	
N of Miss	61	52	31	16	160	

Table 127: How much do you think people risk harming themselves (physically or in other ways) if they: use non-prescription drugs to get high?


Response	6	8	10	12	Total	
No risk	10.7	5.0	4.1	3.3	6.1	
Slight risk	3.6	4.2	5.4	7.4	4.9	
Moderate risk	11.4	13.0	17.0	19.8	14.7	
Great risk	74.3	77.9	73.6	69.5	74.3	
N of Valid	1081	1108	938	673	3800	
N of Miss	61	49	27	15	152	

Table 128: Have you ever used smokeless tobacco (chew, snuff, plug, dipping tobacco, or chewing tobacco)?


Response	6	8	10	12	Total	
Never	95.5	87.9	80.2	76.4	86.2	
Once or Twice	3.0	6.4	7.1	10.3	6.3	
Once in a while but not regularly	0.9	2.4	4.6	3.4	2.7	
Regularly in the past	0.3	1.4	3.0	3.9	1.9	
Regularly now	0.4	1.9	5.1	6.1	3.0	
N of Valid	1104	1112	940	673	3829	
N of Miss	38	45	25	15	123	

Table 129: How often have you taken smokeless tobacco during the past 30 days?


Response	6	8	10	12	Total	
Not at all	98.7	94.8	90.3	88.8	93.8	
Once or twice	0.8	2.0	3.0	3.1	2.1	
Once or twice per week	0.1	0.8	1.1	1.0	0.7	
Three to five times per week	0.2	0.7	0.7	0.7	0.6	
About once a day	0.0	0.5	1.7	0.7	0.7	
More than once a day	0.2	1.3	3.2	5.5	2.2	
N of Valid	1099	1108	940	670	3817	
N of Miss	43	49	25	18	135	

Table 130: Have you ever smoked cigarettes?

Response	6	8	10	12	Total	
Never	93.7	83.4	70.5	57.4	78.7	
Once or Twice	4.6	10.1	14.2	14.4	10.3	
Once in a while but not regularly	1.1	3.1	7.5	12.5	5.2	
Regularly in the past	0.4	1.5	3.4	7.4	2.7	
Regularly now	0.2	1.8	4.4	8.2	3.1	
N of Valid	1100	1105	937	672	3814	
N of Miss	42	52	28	16	138	

Table 131: How frequently have you smoked cigarettes during the past 30 days?

Response	6	8	10	12	Total	
Not at all	98.8	94.6	89.0	80.3	91.9	
Less than one cigarette per day	0.8	3.0	5.6	8.5	4.0	
One to five cigarettes per day	0.3	1.9	3.6	7.6	2.9	
About one-half pack per day	0.0	0.3	0.7	2.2	0.7	
About one pack per day	0.0	0.2	0.9	0.6	0.4	
About one and one-half packs per day	0.0	0.0	0.0	0.1	0.0	
Two packs or more per day	0.1	0.1	0.1	0.6	0.2	
N of Valid	1097	1104	939	671	3811	
N of Miss	45	53	26	17	141	

Table 132: Which statement best describes rules about smoking inside your home?

Response	6	8	10	12	Total	
Smoking is not allowed anywhere inside your home	75.7	74.9	76.6	79.0	76.3	
Smoking is allowed in some places and at some times	5.5	5.4	5.3	6.5	5.6	
Smoking is allowed anywhere inside the home	1.6	2.3	1.9	2.4	2.0	
There are no rules about smoking inside the home	3.0	6.4	5.4	5.1	5.0	
I don't know	14.2	11.1	10.7	7.0	11.2	
N of Valid	1090	1099	936	672	3797	
N of Miss	52	58	29	16	155	

Table 133: Which statement best describes rules about smoking in your family cars?







Response	6	8	10	12	Total	
Smoking is never allowed in any car	69.8	67.9	68.0	72.4	69.3	
Smoking is allowed sometimes or in some cars	9.6	10.1	10.9	10.6	10.2	
Smoking is allowed in any car anytime	2.6	3.7	3.8	4.3	3.5	
There are no rules about smoking in the car	4.4	8.1	6.5	6.3	6.3	
We do not have a family car	0.8	1.0	0.5	0.6	0.8	
I don't know	12.9	9.1	10.2	5.8	9.9	
N of Valid	1089	1097	937	670	3793	
N of Miss	53	60	28	18	159	

Table 134: During this school year, were you taught in any of your classes about the dangers of tobacco use?






Response	6	8	10	12	Total	
Strongly agree	47.7	34.8	20.8	15.2	31.5	
Agree	23.0	33.5	28.1	23.3	27.4	
Disagree	6.7	8.9	16.8	17.1	11.7	
Strongly disagree	5.7	8.4	17.1	32.9	14.2	
I don't know	17.0	14.4	17.2	11.4	15.3	
N of Valid	1050	1082	924	665	3721	
N of Miss	92	75	41	23	231	

Table 135: During the past 12 months, have you participated in any community activities to discourage people your age from using cigarettes, chewing tobacco, snuff, dip or cigars?






Response	6	8	10	12	Total	
Strongly agree	23.1	13.6	10.5	8.1	14.5	
Agree	17.1	16.4	16.9	13.4	16.2	
Disagree	11.8	18.7	24.1	19.9	18.4	
Strongly disagree	15.6	24.3	29.5	44.2	26.8	
I don't know	32.3	27.0	19.0	14.3	24.2	
N of Valid	1024	1074	922	663	3683	
N of Miss	118	83	43	25	269	

Table 136: Think back over the last two weeks. How many times have you had five or more alcoholic drinks in a row?







Response	6	8	10	12	Total	
None	98.8	93.3	85.5	76.2	89.9	
Once	0.5	3.5	6.2	8.4	4.2	
Twice	0.2	1.2	3.0	5.7	2.2	
3-5 times	0.4	1.0	3.3	5.8	2.3	
6-9 times	0.0	0.3	1.0	1.6	0.6	
10 or more times	0.2	0.7	1.0	2.2	0.9	
N of Valid	1065	1097	932	667	3761	
N of Miss	77	60	33	21	191	

Table 137: During the past 30 days, how many times did you ride in a car or other vehicle driven by someone who had been drinking alcohol or using drugs to get high?






Response	6	8	10	12	Total	
0 times	92.7	87.7	84.0	76.3	86.2	
1 time	3.5	6.2	6.4	8.9	6.0	
2 or 3 times	1.9	3.4	4.8	8.4	4.2	
4 or 5 times	0.6	0.7	1.8	1.4	1.1	
6 or more times	1.3	1.9	2.9	5.1	2.6	
N of Valid	1072	1089	932	666	3759	
N of Miss	70	68	33	22	193	

Table 138: During the past 30 days, how many times did you drive a car or other vehicle when you had been drinking alcohol or using drugs to get high?







Response	6	8	10	12	Total	
I did not drive a car in the past 30 days	54.8	59.4	37.8	14.0	44.5	
0 times	44.3	38.4	58.5	69.2	50.7	
1 time	0.3	1.1	1.7	6.3	2.0	
2 or 3 times	0.4	0.5	0.8	5.3	1.4	
4 or 5 times	0.0	0.4	0.4	1.4	0.5	
6 or more times	0.2	0.2	0.8	3.8	1.0	
N of Valid	1007	1060	919	663	3649	
N of Miss	135	97	46	25	303	

Table 139: If you drank alcohol (not just a sip or taste) in the past year, how did you usually get it?













Response	6	8	10	12	Total	
I did not drink alcohol in the past year	94.5	83.1	66.2	42.2	75.0	
I bought it myself with a fake ID	0.1	0.2	0.2	1.1	0.3	
I bought it myself without a fake ID	0.0	0.0	0.2	0.9	0.2	
I got it from someone I know age 21 or older	0.7	3.2	9.0	24.8	7.7	
I got it from someone I know under age 21	0.2	2.7	5.9	13.0	4.6	
I got it from my brother or sister	0.3	0.6	1.0	0.8	0.6	
I got it from home with my parents' permission	0.9	3.5	4.0	4.7	3.1	
I got it from home without my parents' permission	0.5	2.8	4.2	2.0	2.3	
I got it from another relative	0.4	1.0	2.2	1.7	1.2	
A stranger bought it for me	0.0	0.0	0.8	1.4	0.4	
I took it from a store or shop	0.1	0.2	0.1	0.3	0.2	
Other	2.5	2.8	6.3	7.2	4.3	
N of Valid	1053	1085	911	654	3703	
N of Miss	89	72	54	34	249	

Table 140: If you drank alcohol (not just a sip or taste) in the past year, where did you usually drink it?











Response	6	8	10	12	Total	
I did not drink alcohol in the past year	96.0	84.1	66.7	42.3	75.8	
at my home	1.8	5.6	10.5	12.4	6.9	
at someone else's home	0.9	7.0	17.5	35.2	12.8	
at an open area like a park, beach, field, back road, woods, or a street corner	0.7	1.7	3.2	5.2	2.4	
at a sporting event or concert	0.0	0.4	0.1	0.5	0.2	
at a restaurant, bar, or a nightclub	0.2	0.3	0.6	1.2	0.5	
at an empty building or a construction site	0.1	0.3	0.1	0.3	0.2	
at a hotel/motel	0.1	0.1	0.6	1.8	0.5	
in a car	0.2	0.2	0.6	0.6	0.4	
at school	0.1	0.5	0.2	0.5	0.3	
N of Valid	1042	1078	908	653	3681	
N of Miss	100	79	57	35	271	

Table 141: How do you feel about someone your age having one or two drinks of an alcoholic beverage nearly every day?

Response	6	8	10	12	Total	
Neither approve nor disapprove	16.0	20.8	28.1	25.9	22.2	
Somewhat disapprove	5.4	12.4	18.3	24.8	14.1	
Strongly disapprove	67.3	56.8	45.3	43.4	54.5	
Don't know or can't say	11.3	10.0	8.2	5.9	9.2	
N of Valid	1048	1079	924	661	3712	
N of Miss	94	78	41	27	240	

Table 142: On how many occasions have you had alcoholic beverages (beer, wine or hard liquor) to drink in your lifetime - more than just a few sips?

Response	6	8	10	12	Total	
0	91.6	76.2	56.5	34.1	68.3	
01/02/13	4.8	10.8	12.8	11.0	9.6	
03/05/13	2.0	4.3	8.4	10.5	5.7	
06/09/13	0.7	3.1	6.0	8.4	4.1	
10/19/13	0.4	2.0	6.1	12.3	4.4	
20-39	0.1	1.5	4.1	8.9	3.0	
40	0.5	2.2	6.0	14.7	4.9	
N of Valid	1075	1078	928	665	3746	
N of Miss	67	79	37	23	206	

Table 143: On how many occasions have you drunk one of more drinks of an alcoholic beverage during the past 30 days?

Response	6	8	10	12	Total	
0	98.7	91.4	81.8	63.7	86.2	
01/02/13	1.0	4.6	8.4	18.3	6.9	
03/05/13	0.1	1.8	4.7	8.5	3.2	
06/09/13	0.1	1.3	2.8	4.4	1.9	
10/19/13	0.1	0.6	1.6	2.9	1.1	
20-39	0.0	0.0	0.2	1.2	0.3	
40	0.0	0.3	0.5	1.1	0.4	
N of Valid	1075	1078	922	661	3736	
N of Miss	67	79	43	27	216	

Table 144: On how many occasions have you used marijuana (grass, pot) or hashish (hash, hash oil) in your lifetime?








Response	6	8	10	12	Total	
0	98.2	91.2	77.8	57.9	84.0	
01/02/13	0.8	3.6	5.4	7.9	4.0	
03/05/13	0.3	1.2	3.2	4.8	2.1	
06/09/13	0.3	0.7	3.2	4.2	1.8	
10/19/13	0.3	0.9	2.1	5.0	1.7	
20-39	0.0	0.7	1.8	3.8	1.3	
40	0.1	1.6	6.5	16.5	5.0	
N of Valid	1072	1071	926	662	3731	
N of Miss	70	86	39	26	221	

Table 145: On how many occasions have you used marijuana (grass, pot) or hashish (hash, hash oil) during the past 30 days?








Response	6	8	10	12	Total	
0	99.5	96.0	89.5	78.4	92.3	
01/02/13	0.2	1.4	3.6	7.0	2.6	
03/05/13	0.2	1.0	2.3	3.8	1.6	
06/09/13	0.0	0.7	1.7	2.0	1.0	
10/19/13	0.1	0.3	0.9	2.7	0.8	
20-39	0.0	0.1	0.8	1.7	0.5	
40	0.0	0.5	1.3	4.4	1.2	
N of Valid	1070	1076	925	658	3729	
N of Miss	72	81	40	30	223	

Table 146: On how many occasions have you used LSD or other psychedelics in your lifetime?







Response	6	8	10	12	Total	
0	99.8	99.4	98.6	94.0	98.4	
01/02/13	0.1	0.3	1.0	2.7	0.8	
03/05/13	0.0	0.0	0.2	2.1	0.4	
06/09/13	0.0	0.1	0.2	0.5	0.2	
10/19/13	0.1	0.1	0.0	0.6	0.2	
20-39	0.0	0.1	0.0	0.2	0.1	
40	0.0	0.0	0.0	0.0	0.0	
N of Valid	1057	1075	922	663	3717	
N of Miss	85	82	43	25	235	

Table 147: On how many occasions have you used LSD or other psychedelics during the past 30 days?


Response	6	8	10	12	Total	
0	100.0	99.7	99.6	99.1	99.7	
01/02/13	0.0	0.3	0.3	0.8	0.3	
03/05/13	0.0	0.0	0.1	0.2	0.1	
06/09/13	0.0	0.0	0.0	0.0	0.0	
10/19/13	0.0	0.0	0.0	0.0	0.0	
20-39	0.0	0.0	0.0	0.0	0.0	
40	0.0	0.0	0.0	0.0	0.0	
N of Valid	1058	1076	922	664	3720	
N of Miss	84	81	43	24	232	

Table 148: On how many occasions have you used cocaine or crack in your lifetime?


Response	6	8	10	12	Total	
0	99.4	99.4	98.6	94.9	98.4	
01/02/13	0.5	0.4	1.0	3.0	1.0	
03/05/13	0.0	0.0	0.2	0.9	0.2	
06/09/13	0.0	0.1	0.1	0.5	0.1	
10/19/13	0.1	0.0	0.1	0.6	0.2	
20-39	0.0	0.0	0.0	0.2	0.0	
40	0.0	0.1	0.0	0.0	0.0	
N of Valid	1069	1078	923	663	3733	
N of Miss	73	79	42	25	219	

Table 149: On how many occasions have you used cocaine or crack during the past 30 days?


Response	6	8	10	12	Total	
0	99.8	99.7	99.8	99.4	99.7	
01/02/13	0.1	0.1	0.1	0.3	0.1	
03/05/13	0.1	0.1	0.1	0.3	0.1	
06/09/13	0.0	0.1	0.0	0.0	0.0	
10/19/13	0.0	0.0	0.0	0.0	0.0	
20-39	0.0	0.0	0.0	0.0	0.0	
40	0.0	0.0	0.0	0.0	0.0	
N of Valid	1065	1077	922	663	3727	
N of Miss	77	80	43	25	225	

Table 150: On how many occasions have you sniffed glue, breathed the contents of an aerosol spray can, or inhaled other gases or sprays, in order to get high in your lifetime?








Response	6	8	10	12	Total	
0	97.0	93.5	92.6	91.7	94.0	
01/02/13	1.7	3.9	3.8	5.0	3.4	
03/05/13	0.3	0.8	1.0	1.2	0.8	
06/09/13	0.2	0.5	1.2	0.9	0.6	
10/19/13	0.4	0.4	0.5	0.8	0.5	
20-39	0.1	0.6	0.3	0.2	0.3	
40	0.4	0.4	0.5	0.3	0.4	
N of Valid	1069	1077	922	664	3732	
N of Miss	73	80	43	24	220	

Table 151: On how many occasions have you sniffed glue, breathed the contents of an aerosol spray can, or inhaled other gases or sprays, in order to get high during the past 30 days?







Response	6	8	10	12	Total	
0	98.2	98.2	98.4	98.5	98.3	
01/02/13	1.3	0.7	1.3	0.8	1.0	
03/05/13	0.0	0.6	0.0	0.8	0.3	
06/09/13	0.2	0.3	0.1	0.0	0.2	
10/19/13	0.2	0.1	0.2	0.0	0.1	
20-39	0.0	0.0	0.0	0.0	0.0	
40	0.1	0.1	0.0	0.0	0.1	
N of Valid	1066	1075	921	662	3724	
N of Miss	76	82	44	26	228	

Table 152: On how many occasions have you used Daztrex in your lifetime?


Response	6	8	10	12	Total	
0	100.0	100.0	100.0	100.0	100.0	
01/02/13	0.0	0.0	0.0	0.0	0.0	
03/05/13	0.0	0.0	0.0	0.0	0.0	
06/09/13	0.0	0.0	0.0	0.0	0.0	
10/19/13	0.0	0.0	0.0	0.0	0.0	
20-39	0.0	0.0	0.0	0.0	0.0	
40	0.0	0.0	0.0	0.0	0.0	
N of Valid	1054	1072	922	661	3709	
N of Miss	88	85	43	27	243	

Table 153: On how many occasions have you used Daztrex during the past 30 days?


Response	6	8	10	12	Total	
0	100.0	100.0	100.0	100.0	100.0	
01/02/13	0.0	0.0	0.0	0.0	0.0	
03/05/13	0.0	0.0	0.0	0.0	0.0	
06/09/13	0.0	0.0	0.0	0.0	0.0	
10/19/13	0.0	0.0	0.0	0.0	0.0	
20-39	0.0	0.0	0.0	0.0	0.0	
40	0.0	0.0	0.0	0.0	0.0	
N of Valid	1053	1073	920	660	3706	
N of Miss	89	84	45	28	246	

Table 154: On how many occasions have you used synthetic marijuana in your lifetime?








Response	6	8	10	12	Total	
0	99.5	96.6	90.4	80.5	93.1	
01/02/13	0.3	1.5	4.5	6.5	2.8	
03/05/13	0.0	0.7	1.4	3.3	1.2	
06/09/13	0.0	0.4	1.2	1.7	0.7	
10/19/13	0.1	0.5	0.3	2.4	0.7	
20-39	0.1	0.1	0.9	1.7	0.6	
40	0.0	0.3	1.3	3.8	1.1	
N of Valid	1062	1074	920	657	3713	
N of Miss	80	83	45	31	239	

Table 155: On how many occasions have you used synthetic marijuana during the past 30 days?


Response	6	8	10	12	Total	
0	99.7	98.2	97.8	94.8	98.0	
01/02/13	0.1	1.0	1.0	3.5	1.2	
03/05/13	0.2	0.4	0.5	0.8	0.4	
06/09/13	0.0	0.3	0.4	0.0	0.2	
10/19/13	0.0	0.1	0.0	0.6	0.1	
20-39	0.0	0.0	0.1	0.2	0.1	
40	0.0	0.0	0.1	0.2	0.1	
N of Valid	1060	1073	919	656	3708	
N of Miss	82	84	46	32	244	

Table 156: On how many occasions have you used methamphetamines (meth, speed, crank, crystal meth) in your lifetime?


Response	6	8	10	12	Total	
0	99.8	99.1	99.1	97.6	99.0	
01/02/13	0.1	0.5	0.2	1.1	0.4	
03/05/13	0.1	0.1	0.1	0.6	0.2	
06/09/13	0.0	0.3	0.1	0.5	0.2	
10/19/13	0.0	0.0	0.3	0.0	0.1	
20-39	0.0	0.1	0.0	0.0	0.0	
40	0.0	0.0	0.1	0.3	0.1	
N of Valid	1058	1073	919	659	3709	
N of Miss	84	84	46	29	243	

Table 157: On how many occasions have you used methamphetamines (meth, speed, crank, crystal meth) in the past 30 days?


Response	6	8	10	12	Total	
0	100.0	99.3	99.7	99.7	99.7	
01/02/13	0.0	0.4	0.1	0.2	0.2	
03/05/13	0.0	0.1	0.2	0.2	0.1	
06/09/13	0.0	0.1	0.0	0.0	0.0	
10/19/13	0.0	0.1	0.0	0.0	0.0	
20-39	0.0	0.0	0.0	0.0	0.0	
40	0.0	0.0	0.0	0.0	0.0	
N of Valid	1056	1074	921	657	3708	
N of Miss	86	83	44	31	244	

Table 158: On how many occasions have you used other chemical products (bath salts, plant food, etc.) in your lifetime?


Response	6	8	10	12	Total	
0	99.0	99.2	99.2	98.5	99.0	
01/02/13	0.6	0.5	0.5	0.6	0.5	
03/05/13	0.2	0.2	0.1	0.0	0.1	
06/09/13	0.1	0.1	0.0	0.6	0.2	
10/19/13	0.1	0.1	0.1	0.2	0.1	
20-39	0.0	0.0	0.0	0.0	0.0	
40	0.1	0.0	0.0	0.2	0.1	
N of Valid	1055	1072	921	659	3707	
N of Miss	87	85	44	29	245	

Table 159: On how many occasions have you used other chemical products (bath salts, plant food, etc.) during the past 30 days?


Response	6	8	10	12	Total	
0	99.7	99.6	99.8	99.4	99.6	
01/02/13	0.2	0.3	0.2	0.3	0.2	
03/05/13	0.1	0.1	0.0	0.2	0.1	
06/09/13	0.0	0.0	0.0	0.0	0.0	
10/19/13	0.0	0.0	0.0	0.0	0.0	
20-39	0.0	0.0	0.0	0.0	0.0	
40	0.0	0.0	0.0	0.2	0.0	
N of Valid	1056	1072	919	659	3706	
N of Miss	86	85	46	29	246	

Table 160: On how many occasions have you used heroin or other opiates in your lifetime?


Response	6	8	10	12	Total	
0	99.9	99.3	98.6	96.0	98.7	
01/02/13	0.1	0.6	0.8	1.2	0.6	
03/05/13	0.0	0.1	0.1	1.5	0.3	
06/09/13	0.0	0.0	0.1	0.2	0.1	
10/19/13	0.0	0.0	0.1	0.2	0.1	
20-39	0.0	0.0	0.1	0.0	0.0	
40	0.0	0.1	0.2	0.9	0.2	
N of Valid	1053	1072	922	658	3705	
N of Miss	89	85	43	30	247	

Table 161: On how many occasions have you used heroin or other opiates during the past 30 days?


Response	6	8	10	12	Total	
0	100.0	99.6	99.6	98.9	99.6	
01/02/13	0.0	0.3	0.3	0.3	0.2	
03/05/13	0.0	0.0	0.1	0.3	0.1	
06/09/13	0.0	0.0	0.0	0.2	0.0	
10/19/13	0.0	0.0	0.0	0.2	0.0	
20-39	0.0	0.0	0.0	0.2	0.0	
40	0.0	0.1	0.0	0.0	0.0	
N of Valid	1050	1071	921	657	3699	
N of Miss	92	86	44	31	253	

Table 162: On how many occasions have you used MDMA ('X', 'E', or ecstasy) in your lifetime?


Response	6	8	10	12	Total	
0	99.8	99.2	98.5	92.7	98.0	
01/02/13	0.1	0.4	0.8	3.0	0.9	
03/05/13	0.0	0.4	0.1	1.8	0.5	
06/09/13	0.0	0.1	0.4	0.9	0.3	
10/19/13	0.0	0.0	0.1	0.9	0.2	
20-39	0.0	0.0	0.0	0.2	0.0	
40	0.1	0.0	0.1	0.5	0.1	
N of Valid	1051	1070	920	657	3698	
N of Miss	91	87	45	31	254	

Table 163: On how many occasions have you used MDMA ('X', 'E', or ecstasy) during the past 30 days?


Response	6	8	10	12	Total	
0	99.8	99.5	99.6	98.3	99.4	
01/02/13	0.1	0.4	0.4	0.9	0.4	
03/05/13	0.0	0.0	0.0	0.3	0.1	
06/09/13	0.0	0.1	0.0	0.3	0.1	
10/19/13	0.0	0.0	0.0	0.2	0.0	
20-39	0.0	0.0	0.0	0.0	0.0	
40	0.1	0.0	0.0	0.0	0.0	
N of Valid	1050	1069	921	652	3692	
N of Miss	92	88	44	36	260	

Table 164: On how many occasions have you taken prescription drugs (such as Valium, Xanax, Ritalin, Adderall, OxyContin, Darvocet, or sleeping pills) not prescribed to you in your lifetime?








Response	6	8	10	12	Total	
0	97.8	95.7	90.2	76.3	91.5	
01/02/13	1.3	2.0	3.5	6.0	2.9	
03/05/13	0.2	0.9	2.2	4.6	1.7	
06/09/13	0.3	0.5	1.4	3.5	1.2	
10/19/13	0.1	0.3	0.9	2.9	0.8	
20-39	0.0	0.4	0.5	1.5	0.5	
40	0.3	0.3	1.3	5.2	1.4	
N of Valid	1062	1067	918	655	3702	
N of Miss	80	90	47	33	250	

Table 165: On how many occasions have you taken prescription drugs (such as Valium, Xanax, Ritalin, Adderall, OxyContin, Darvocet, or sleeping pills) not prescribed to you during the past 30 days?







Response	6	8	10	12	Total	
0	99.4	97.9	95.4	88.9	96.1	
01/02/13	0.3	1.6	2.9	6.2	2.4	
03/05/13	0.1	0.1	0.4	2.6	0.6	
06/09/13	0.0	0.2	0.7	1.1	0.4	
10/19/13	0.0	0.2	0.4	0.9	0.3	
20-39	0.0	0.0	0.0	0.0	0.0	
40	0.2	0.0	0.1	0.3	0.1	
N of Valid	1060	1066	918	657	3701	
N of Miss	82	91	47	31	251	

Table 166: On how many occasions have you taken non-prescription medicines such as diet pills (for example, Dietac, Dexatrim or Prolamine), stay-awake pills (for example No-Doz, Vivarin, or Wake), or cough or cold medicines (robos, DXM, etc.) to get high in your lifetime?








Response	6	8	10	12	Total	
0	99.6	97.9	96.0	90.7	96.7	
01/02/13	0.2	0.7	1.3	2.9	1.1	
03/05/13	0.1	0.7	0.7	2.4	0.8	
06/09/13	0.0	0.4	1.0	1.1	0.5	
10/19/13	0.0	0.2	0.3	0.9	0.3	
20-39	0.0	0.0	0.0	0.9	0.2	
40	0.1	0.2	0.8	1.1	0.5	
N of Valid	1062	1066	920	657	3705	
N of Miss	80	91	45	31	247	

Table 167: On how many occasions have you taken non-prescription medicines such as diet pills (for example, Dietac, Dexatrim or Prolamine), stay-awake pills (for example No-Doz, Vivarin, or Wake), or cough or cold medicines (robos, DXM, etc.) to get high during the past 30 days?








Response	6	8	10	12	Total	
0	99.7	98.7	98.8	95.7	98.5	
01/02/13	0.2	0.7	0.9	2.6	0.9	
03/05/13	0.0	0.4	0.0	0.8	0.2	
06/09/13	0.0	0.2	0.1	0.0	0.1	
10/19/13	0.0	0.0	0.1	0.6	0.1	
20-39	0.0	0.1	0.0	0.0	0.0	
40	0.1	0.0	0.1	0.3	0.1	
N of Valid	1059	1066	918	654	3697	
N of Miss	83	91	47	34	255	

Table 168: On how many occasions have you been drunk or very high from drinking alcoholic beverages during the past 30 days?








Response	6	8	10	12	Total	
0	99.2	95.0	87.3	75.4	90.9	
01/02/13	0.6	2.9	7.3	10.6	4.7	
03/05/13	0.1	1.2	2.6	6.2	2.1	
06/09/13	0.0	0.5	1.3	3.4	1.1	
10/19/13	0.0	0.2	0.9	2.8	0.8	
20-39	0.0	0.0	0.3	0.9	0.2	
40	0.1	0.2	0.2	0.8	0.3	
N of Valid	1059	1063	914	650	3686	
N of Miss	83	94	51	38	266	

Table 169: On how many occasions have you drunk flavored alcoholic beverages, sometimes called 'alcopops' (like Mike's Hard Lemonade, Smirnoff Ice, Bacardi Breezers, etc.) in your lifetime?








Response	6	8	10	12	Total	
0	96.0	85.1	71.7	52.0	79.0	
01/02/13	2.5	7.8	8.7	11.0	7.1	
03/05/13	0.8	2.8	7.2	10.9	4.8	
06/09/13	0.1	0.8	4.4	8.0	2.8	
10/19/13	0.2	1.3	3.6	6.3	2.4	
20-39	0.1	0.7	1.5	3.8	1.3	
40	0.2	1.5	2.9	8.1	2.7	
N of Valid	1060	1066	918	654	3698	
N of Miss	82	91	47	34	254	

Table 170: On how many occasions have you drunk flavored alcoholic beverages, sometimes called 'alcopops' (like Mike's Hard Lemonade, Smirnoff Ice, Bacardi Breezers, etc.) during the past 30 days?








Response	6	8	10	12	Total	
0	98.9	93.8	87.1	80.2	91.2	
01/02/13	0.7	4.1	8.0	11.1	5.3	
03/05/13	0.3	0.6	3.4	4.3	1.8	
06/09/13	0.0	0.7	0.8	2.1	0.8	
10/19/13	0.1	0.4	0.5	0.8	0.4	
20-39	0.0	0.1	0.2	0.8	0.2	
40	0.1	0.4	0.0	0.8	0.3	
N of Valid	1058	1068	920	656	3702	
N of Miss	84	89	45	32	250	

Table 171: If you used prescription drugs or over the counter drugs without a doctor telling you to use it or for the purpose of getting high, where did you get these drugs?












Response	6	8	10	12	Total	
I did not use prescription drugs or over the counter drugs to get high.	98.6	96.5	92.2	82.5	93.5	
I bought it or took it from a store or shop.	0.2	0.1	0.6	0.8	0.4	
I got it from my parents with permission.	0.4	0.6	0.9	0.6	0.6	
I got it from home without permission.	0.0	0.8	1.3	1.4	0.8	
I got it from a relative with permission.	0.1	0.3	0.8	0.6	0.4	
I got it from a relative without permission.	0.0	0.2	0.6	0.2	0.2	
I got it from a friends home with permission.	0.0	0.2	0.1	2.5	0.5	
I got it from a friends home without permission.	0.0	0.2	0.2	0.3	0.2	
I got it from a friend while at school.	0.0	0.5	0.8	2.0	0.7	
I got it from a friend while at a party.	0.2	0.3	1.2	1.6	0.7	
I got it from a friend, elsewhere	0.5	0.5	1.4	7.6	2.0	
N of Valid	1022	1046	906	644	3618	
N of Miss	120	111	59	44	334	

Table 172: During the last month, about how many marijuana cigarettes, or the equivalent, did you smoke a day, on the average?


Response	6	8	10	12	Total	
None	98.9	94.0	88.8	78.1	91.3	
Less than 1 a day	0.6	2.0	4.4	11.1	3.8	
1 a day	0.0	1.3	1.3	2.3	1.1	
2-3 a day	0.2	1.5	3.1	4.6	2.1	
4-6 a day	0.3	0.6	1.1	2.0	0.9	
7-10 a day	0.0	0.3	0.5	0.8	0.4	
11 or more a day	0.1	0.3	0.9	1.1	0.5	
N of Valid	1044	1051	916	649	3660	
N of Miss	98	106	49	39	292	

Table 173: How wrong do your friends feel it would be for YOU to: drink alcohol?


Response	6	8	10	12	Total	
Very wrong	86.9	64.5	48.9	35.7	61.9	
Wrong	8.0	20.4	21.4	27.0	18.3	
A little bit wrong	3.4	9.2	17.4	21.3	11.7	
Not wrong at all	1.7	5.9	12.3	16.0	8.1	
N of Valid	1044	1050	910	649	3653	
N of Miss	98	107	55	39	299	

Table 174: How wrong do your friends feel it would be for YOU to: smoke tobacco?


Response	6	8	10	12	Total	
Very wrong	89.7	72.4	57.1	38.5	67.5	
Wrong	6.6	16.1	20.2	22.4	15.6	
A little bit wrong	2.2	6.0	10.6	18.6	8.3	
Not wrong at all	1.4	5.5	12.1	20.4	8.6	
N of Valid	1041	1050	909	646	3646	
N of Miss	101	107	56	42	306	

Table 175: How wrong do your friends feel it would be for YOU to: smoke marijuana?





Response	6	8	10	12	Total	
Very wrong	93.3	75.5	57.3	37.6	69.3	
Wrong	3.4	11.0	14.0	16.1	10.5	
A little bit wrong	1.8	6.0	12.8	17.8	8.6	
Not wrong at all	1.4	7.5	16.0	28.6	11.6	
N of Valid	1037	1050	909	647	3643	
N of Miss	105	107	56	41	309	

Table 176: How wrong do your friends feel it would be for YOU to: use prescription drugs not prescribed to you





Response	6	8	10	12	Total	
Very wrong	91.2	79.8	68.1	54.1	75.6	
Wrong	6.0	13.2	16.9	22.3	13.7	
A little bit wrong	1.6	3.7	8.9	15.0	6.4	
Not wrong at all	1.2	3.3	6.0	8.7	4.3	
N of Valid	1039	1049	910	647	3645	
N of Miss	103	108	55	41	307	

Table 177: How wrong would most adults (over 21) in your neighborhood think it is for kids your age: to use marijuana?





Response	6	8	10	12	Total	
Very wrong	91.2	79.9	70.2	65.0	78.0	
Wrong	5.8	12.0	18.4	19.8	13.2	
A little bit wrong	1.7	4.8	6.4	9.5	5.1	
Not wrong at all	1.3	3.4	5.0	5.8	3.6	
N of Valid	1035	1044	913	643	3635	
N of Miss	107	113	52	45	317	

Table 178: How wrong would most adults (over 21) in your neighborhood think it is for kids your age: to drink alcohol?

Response	6	8	10	12	Total	
Very wrong	86.6	73.0	60.8	52.0	70.1	
Wrong	7.5	15.4	20.9	23.3	15.9	
A little bit wrong	4.0	7.7	12.5	18.2	9.7	
Not wrong at all	1.9	3.9	5.7	6.5	4.3	
N of Valid	1031	1042	909	644	3626	
N of Miss	111	115	56	44	326	

Table 179: How wrong would most adults (over 21) in your neighborhood think it is for kids your age: to smoke cigarettes?

Response	6	8	10	12	Total	
Very wrong	85.1	75.5	63.6	55.3	71.7	
Wrong	9.1	13.9	20.7	22.8	15.9	
A little bit wrong	3.6	5.8	9.1	12.9	7.3	
Not wrong at all	2.1	4.8	6.6	9.0	5.2	
N of Valid	1028	1042	913	644	3627	
N of Miss	114	115	52	44	325	

Table 180: How much do each of the following statements describe your neighborhood? crime and/or drug selling

Response	6	8	10	12	Total	
NO!	83.1	72.2	70.1	71.0	74.6	
no	9.8	17.6	18.9	20.2	16.1	
yes	4.9	7.1	8.5	6.2	6.7	
YES!	2.2	3.1	2.5	2.5	2.6	
N of Valid	1025	1037	907	642	3611	
N of Miss	117	120	58	46	341	

Table 181: How much do each of the following statements describe your neighborhood? fights


Response	6	8	10	12	Total	
NO!	72.9	66.2	67.3	71.8	69.4	
no	14.9	19.6	22.7	21.2	19.3	
yes	8.4	9.8	7.2	5.5	8.0	
YES!	3.7	4.3	2.9	1.6	3.3	
N of Valid	1020	1037	904	641	3602	
N of Miss	122	120	61	47	350	

Table 182: How much do each of the following statements describe your neighborhood? lots of empty or abandoned buildings


Response	6	8	10	12	Total	
NO!	80.1	72.4	73.5	77.3	75.7	
no	13.5	20.6	21.3	19.5	18.6	
yes	4.7	5.2	4.0	2.5	4.3	
YES!	1.7	1.7	1.2	0.6	1.4	
N of Valid	1014	1038	905	640	3597	
N of Miss	128	119	60	48	355	

Table 183: How much do each of the following statements describe your neighborhood? lots of graffiti


Response	6	8	10	12	Total	
NO!	85.6	79.5	78.7	81.0	81.3	
no	10.9	16.9	19.7	17.8	16.1	
yes	2.5	2.0	1.1	0.8	1.7	
YES!	1.0	1.6	0.4	0.5	0.9	
N of Valid	1003	1030	903	641	3577	
N of Miss	139	127	62	47	375	

Table 184: I feel safe in my neighborhood.


Response	6	8	10	12	Total	
NO!	7.4	7.2	6.0	2.5	6.1	
no	6.9	7.9	7.4	6.1	7.2	
yes	25.6	33.1	35.1	29.9	30.9	
YES!	60.1	51.7	51.4	61.5	55.8	
N of Valid	1025	1036	902	639	3602	
N of Miss	117	121	63	49	350	

Table 185: If a kid smoked marijuana in your neighborhood would he or she be caught by the police?


Response	6	8	10	12	Total	
NO!	11.7	17.1	19.7	20.1	16.8	
no	15.2	30.1	42.8	50.8	32.8	
yes	31.8	28.8	22.9	19.6	26.5	
YES!	41.2	24.0	14.5	9.6	23.9	
N of Valid	1005	1021	902	638	3566	
N of Miss	137	136	63	50	386	

Table 186: If a kid drank some beer, wine or hard liquor (for example, vodka, whiskey, or gin) in your neighborhood would he or she be caught by the police?


Response	6	8	10	12	Total	
NO!	12.6	20.7	23.8	25.0	20.0	
no	21.0	37.9	48.5	55.3	38.9	
yes	32.2	23.1	17.5	13.4	22.5	
YES!	34.2	18.3	10.2	6.2	18.6	
N of Valid	1004	1016	901	640	3561	
N of Miss	138	141	64	48	391	

Table 187: If a kid carried a handgun in your neighborhood would he or she be caught by the police?





Response	6	8	10	12	Total	
NO!	11.8	16.7	16.9	18.2	15.6	
no	15.5	26.7	33.8	37.3	27.3	
yes	26.9	27.7	28.0	26.3	27.3	
YES!	45.9	28.9	21.3	18.2	29.8	
N of Valid	994	1014	900	638	3546	
N of Miss	148	143	65	50	406	

Table 188: If you wanted to get some cigarettes, how easy would it be for you to get some?





Response	6	8	10	12	Total	
Very hard	76.8	53.7	35.3	13.1	47.9	
Sort of hard	8.7	15.7	15.8	8.5	12.5	
Sort of easy	6.3	15.6	20.2	17.2	14.5	
Very easy	8.2	15.0	28.7	61.3	25.1	
N of Valid	958	1013	901	635	3507	
N of Miss	184	144	64	53	445	

Table 189: If you wanted to get some beer, wine or hard liquor (for example, vodka, whiskey, or gin), how easy would it be for you to get some?





Response	6	8	10	12	Total	
Very hard	75.4	48.5	27.2	11.8	43.7	
Sort of hard	10.5	15.9	15.4	11.3	13.5	
Sort of easy	6.9	16.4	25.0	28.8	18.3	
Very easy	7.2	19.1	32.4	48.1	24.5	
N of Valid	958	1010	897	636	3501	
N of Miss	184	147	68	52	451	

Table 190: If you wanted to get a drug like cocaine, LSD, or amphetamines, how easy would it be for you to get some?

Response	6	8	10	12	Total	
Very hard	92.1	82.5	68.5	52.7	76.1	
Sort of hard	4.3	10.5	17.5	24.1	13.1	
Sort of easy	1.4	2.8	7.5	11.8	5.2	
Very easy	2.3	4.3	6.6	11.4	5.6	
N of Valid	956	1003	899	634	3492	
N of Miss	186	154	66	54	460	

Table 191: If you wanted to get a handgun, how easy would it be for you to get one?

Response	6	8	10	12	Total	
Very hard	74.8	62.2	55.7	46.5	61.2	
Sort of hard	11.4	14.2	15.5	21.3	15.1	
Sort of easy	6.8	10.7	13.3	12.1	10.6	
Very easy	6.9	12.9	15.5	20.0	13.2	
N of Valid	954	1001	897	634	3486	
N of Miss	188	156	68	54	466	

Table 192: If you wanted to get some marijuana, how easy would it be for you to get some?

Response	6	8	10	12	Total	
Very hard	90.1	70.8	43.3	22.3	60.1	
Sort of hard	3.8	8.5	11.0	8.2	7.8	
Sort of easy	2.6	8.1	15.8	17.6	10.3	
Very easy	3.5	12.6	29.8	51.9	21.7	
N of Valid	946	1001	896	632	3475	
N of Miss	196	156	69	56	477	

Table 193: If you wanted to get prescription drugs for the purpose of getting high, how easy would it be for you to get some?





Response	6	8	10	12	Total	
Very hard	84.4	63.0	44.7	25.6	57.3	
Sort of hard	6.1	11.1	14.9	19.0	12.1	
Sort of easy	4.4	10.5	16.6	22.7	12.7	
Very easy	5.0	15.4	23.8	32.7	17.9	
N of Valid	951	996	895	633	3475	
N of Miss	191	161	70	55	477	

Table 194: If you wanted to get synthetic marijuana such as K2 or chemical products such as bath salts to get high, how easy would it be for you to get some?





Response	6	8	10	12	Total	
Very hard	91.3	80.6	59.2	35.2	69.8	
Sort of hard	3.8	7.0	13.3	20.2	10.1	
Sort of easy	1.5	4.9	11.4	16.7	7.8	
Very easy	3.4	7.5	16.2	27.8	12.3	
N of Valid	947	1001	897	633	3478	
N of Miss	195	156	68	55	474	

Table 195: If you wanted to get steroids to enhance athletic performance, how easy would it be for you to get some?





Response	6	8	10	12	Total	
Very hard	87.2	79.6	66.7	50.4	73.0	
Sort of hard	7.0	10.4	16.3	24.6	13.6	
Sort of easy	2.5	5.2	8.8	10.3	6.3	
Very easy	3.3	4.8	8.1	14.7	7.1	
N of Valid	943	999	896	633	3471	
N of Miss	199	158	69	55	481	

Table 196: During the past 12 months, have you participated in any alcohol prevention programs or seen any alcohol prevention messages in your school or community? Yes, a school-based program focused on preventing underage drinking and/or drinking and driving.



Response	6	8	10	12	Total	
No	65.5	73.0	81.1	83.6	74.7	
Yes	34.5	27.0	18.9	16.4	25.3	
N of Valid	1142	1157	965	688	3952	
N of Miss	0	0	0	0	0	

Table 197: During the past 12 months, have you participated in any alcohol prevention programs or seen any alcohol prevention messages in your school or community? Yes, a community-based program focused on preventing underage drinking and/or drinking and driving (for example, through your church or temple or through youth groups like Boys and Girls Club or 4-H).



Response	6	8	10	12	Total	
No	86.2	92.6	93.6	96.2	91.6	
Yes	13.8	7.4	6.4	3.8	8.4	
N of Valid	1142	1157	965	688	3952	
N of Miss	0	0	0	0	0	

Table 198: During the past 12 months, have you participated in any alcohol prevention programs or seen any alcohol prevention messages in your school or community? Yes, a media campaign addressing underage drinking and/or drinking and driving (for example, newspaper ads, posters, pamphlets, radio, TV).



Response	6	8	10	12	Total	
No	84.9	89.5	89.9	89.1	88.2	
Yes	15.1	10.5	10.1	10.9	11.8	
N of Valid	1142	1157	965	688	3952	
N of Miss	0	0	0	0	0	

Table 199: During the past 12 months, have you participated in any alcohol prevention programs or seen any alcohol prevention messages in your school or community? No



Response	6	8	10	12	Total	
No	58.5	49.0	37.3	34.2	46.3	
Yes	41.5	51.0	62.7	65.8	53.7	
N of Valid	1142	1157	965	688	3952	
N of Miss	0	0	0	0	0	

Table 200: How wrong do your parents feel it would be for YOU to: drink beer, wine or hard liquor (for example, vodka, whiskey or gin) regularly?





Response	6	8	10	12	Total	
Very wrong	94.0	86.8	78.3	75.6	84.7	
Wrong	4.0	7.8	14.2	16.3	9.9	
A little bit wrong	1.2	3.0	5.8	4.8	3.5	
Not wrong at all	0.8	2.4	1.7	3.3	1.9	
N of Valid	1006	1007	894	631	3538	
N of Miss	136	150	71	57	414	

Table 201: How wrong do your parents feel it would be for YOU to: smoke tobacco?





Response	6	8	10	12	Total	
Very wrong	96.2	91.2	83.0	73.5	87.4	
Wrong	2.7	5.9	10.1	14.6	7.6	
A little bit wrong	0.6	1.7	4.4	7.9	3.2	
Not wrong at all	0.5	1.2	2.6	4.0	1.8	
N of Valid	1007	1005	895	631	3538	
N of Miss	135	152	70	57	414	

Table 202: How wrong do your parents feel it would be for YOU to: smoke marijuana?





Response	6	8	10	12	Total	
Very wrong	98.0	92.0	84.0	78.5	89.3	
Wrong	1.1	3.9	8.6	9.7	5.3	
A little bit wrong	0.5	1.8	4.6	6.8	3.0	
Not wrong at all	0.4	2.3	2.8	4.9	2.4	
N of Valid	1002	995	895	628	3520	
N of Miss	140	162	70	60	432	

Table 203: How wrong do your parents feel it would be for YOU to: use prescription drugs not prescribed to you?





Response	6	8	10	12	Total	
Very wrong	96.9	93.0	88.4	86.5	91.8	
Wrong	2.3	4.3	7.7	9.4	5.5	
A little bit wrong	0.5	1.2	2.7	3.2	1.7	
Not wrong at all	0.3	1.5	1.2	1.0	1.0	
N of Valid	1006	1002	893	630	3531	
N of Miss	136	155	72	58	421	

Table 204: How wrong do your parents feel it would be for YOU to: steal something worth more than \$5?





Response	6	8	10	12	Total	
Very wrong	89.7	84.5	84.2	87.3	86.4	
Wrong	8.5	11.3	11.9	9.5	10.4	
A little bit wrong	0.9	2.9	2.7	2.2	2.1	
Not wrong at all	0.9	1.3	1.2	1.0	1.1	
N of Valid	1003	1005	897	631	3536	
N of Miss	139	152	68	57	416	

Table 205: How wrong do your parents feel it would be for YOU to: draw graffiti, write things, or draw pictures on buildings or other property (without the owner's permission)?





Response	6	8	10	12	Total	
Very wrong	92.3	87.3	83.8	84.0	87.2	
Wrong	5.5	8.5	12.7	12.7	9.5	
A little bit wrong	1.6	2.0	2.7	1.7	2.0	
Not wrong at all	0.6	2.2	0.8	1.6	1.3	
N of Valid	1003	1006	896	630	3535	
N of Miss	139	151	69	58	417	

Table 206: How wrong do your parents feel it would be for YOU to: pick a fight with someone?





Response	6	8	10	12	Total	
Very wrong	78.9	62.5	63.2	64.8	67.7	
Wrong	15.0	23.3	21.7	22.8	20.5	
A little bit wrong	4.7	10.2	13.3	9.6	9.3	
Not wrong at all	1.5	4.0	1.7	2.9	2.5	
N of Valid	1003	1007	892	628	3530	
N of Miss	139	150	73	60	422	

Table 207: During the past 12 months, have you talked with at least one of your parents about the dangers of underage drinking and/or drinking and driving? By parents, we mean either your biological parents, adoptive parents, stepparents, or adult guardians - whether or not they live with you.



Response	6	8	10	12	Total	
No	47.8	50.3	50.8	43.5	48.5	
Yes	52.2	49.7	49.2	56.5	51.5	
N of Valid	954	973	880	621	3428	
N of Miss	188	184	85	67	524	

Table 208: The rules in my family are clear.





Response	6	8	10	12	Total	
NO!	2.7	3.0	3.0	1.9	2.7	
no	4.4	5.6	5.7	6.3	5.4	
yes	20.8	32.4	41.5	37.9	32.5	
YES!	72.0	59.0	49.8	53.8	59.4	
N of Valid	990	999	894	630	3513	
N of Miss	152	158	71	58	439	

Table 209: People in my family often insult or yell at each other.

Response	6	8	10	12	Total	
NO!	43.6	28.3	24.2	27.9	31.5	
no	33.3	41.2	43.0	44.0	39.9	
yes	16.7	20.0	22.8	20.1	19.8	
YES!	6.4	10.5	10.1	8.0	8.8	
N of Valid	988	996	894	627	3505	
N of Miss	154	161	71	61	447	

Table 210: When I am not at home, one of my parents knows where I am and who I am with.

Response	6	8	10	12	Total	
NO!	2.9	3.3	3.0	3.5	3.2	
no	2.7	4.5	5.7	11.7	5.6	
yes	19.9	31.6	42.6	41.4	32.9	
YES!	74.5	60.5	48.7	43.5	58.4	
N of Valid	978	993	893	626	3490	
N of Miss	164	164	72	62	462	

Table 211: We argue about the same things in my family over and over.

Response	6	8	10	12	Total	
NO!	41.7	23.7	19.2	16.2	26.3	
no	34.5	36.4	39.9	40.0	37.4	
yes	14.9	27.7	29.4	33.4	25.6	
YES!	9.0	12.1	11.5	10.4	10.7	
N of Valid	981	991	890	628	3490	
N of Miss	161	166	75	60	462	

Table 212: If you drank some beer or wine or liquor (for example, vodka, whiskey, or gin) without your parents' permission, would you be caught by your parents?

Response	6	8	10	12	Total
NO!	8.3	8.4	11.9	16.5	10.7
no	5.6	16.9	30.6	45.4	22.4
yes	10.0	21.8	27.2	19.6	19.5
YES!	76.1	53.0	30.3	18.5	47.4
N of Valid	972	991	891	626	3480
N of Miss	170	166	74	62	472

Table 213: My family has clear rules about alcohol and drug use.

Response	6	8	10	12	Total
NO!	4.3	3.7	4.6	3.2	4.0
no	4.0	8.3	10.3	9.8	7.9
yes	13.0	21.1	34.2	35.5	24.8
YES!	78.7	66.9	50.9	51.5	63.3
N of Valid	975	990	892	625	3482
N of Miss	167	167	73	63	470

Table 214: If you carried a handgun without your parents' permission, would you be caught by your parents?

Response	6	8	10	12	Total
NO!	5.7	5.1	7.2	6.7	6.1
no	3.1	7.8	13.2	21.2	10.3
yes	11.2	22.0	29.9	30.3	22.5
YES!	80.0	65.1	49.7	41.8	61.2
N of Valid	976	985	891	624	3476
N of Miss	166	172	74	64	476

Table 215: If you skipped school would you be caught by your parents?

Response	6	8	10	12	Total	
NO!	4.9	4.3	4.6	6.6	4.9	
no	3.2	8.1	11.6	19.9	9.7	
yes	13.9	20.7	32.7	32.4	24.0	
YES!	77.9	66.9	51.2	41.2	61.4	
N of Valid	975	986	891	624	3476	
N of Miss	167	171	74	64	476	

Table 216: My parents ask if I've gotten my homework done.

Response	6	8	10	12	Total	
NO!	3.6	5.6	8.0	9.3	6.3	
no	3.8	8.1	14.2	22.8	11.1	
yes	21.3	28.6	34.3	35.1	29.2	
YES!	71.4	57.7	43.5	32.9	53.4	
N of Valid	974	981	888	624	3467	
N of Miss	168	176	77	64	485	

Table 217: People in my family have serious arguments.

Response	6	8	10	12	Total	
NO!	47.5	33.3	27.4	29.8	35.1	
no	30.3	40.6	45.8	41.0	39.1	
yes	12.3	15.0	17.0	19.9	15.6	
YES!	9.9	11.1	9.8	9.3	10.1	
N of Valid	970	979	888	624	3461	
N of Miss	172	178	77	64	491	

Table 218: Would your parents know if you did not come home on time?





Response	6	8	10	12	Total	
NO!	3.7	5.3	4.8	5.3	4.7	
no	6.9	8.9	11.6	14.0	9.9	
yes	19.9	27.6	37.6	37.1	29.7	
YES!	69.5	58.2	46.0	43.7	55.6	
N of Valid	973	982	890	623	3468	
N of Miss	169	175	75	65	484	

Table 219: Have any of your brothers or sisters ever: drunk beer, wine or hard liquor (for example, vodka, whiskey or gin)?




Response	6	8	10	12	Total	
No	79.9	61.7	48.2	38.9	59.2	
Yes	16.0	33.9	46.3	56.2	36.1	
I don't have any brothers or sisters	4.0	4.4	5.5	5.0	4.7	
N of Valid	966	971	892	625	3454	
N of Miss	176	186	73	63	498	

Table 220: Have any of your brothers or sisters ever: smoked marijuana?




Response	6	8	10	12	Total	
No	91.7	80.4	68.3	57.8	76.3	
Yes	4.4	15.1	26.2	36.8	18.9	
I don't have any brothers or sisters	3.8	4.5	5.5	5.4	4.8	
N of Valid	967	969	889	625	3450	
N of Miss	175	188	76	63	502	

Table 221: Have any of your brothers or sisters ever: smoked cigarettes?




Response	6	8	10	12	Total	
No	83.9	71.5	63.5	54.9	69.9	
Yes	12.1	24.2	31.0	39.8	25.4	
I don't have any brothers or sisters	4.0	4.3	5.5	5.3	4.7	
N of Valid	966	967	887	621	3441	
N of Miss	176	190	78	67	511	

Table 222: Have any of your brothers or sisters ever: taken a handgun to school?




Response	6	8	10	12	Total	
No	95.4	95.0	92.9	92.9	94.2	
Yes	0.5	0.7	1.6	2.3	1.2	
I don't have any brothers or sisters	4.1	4.2	5.5	4.8	4.6	
N of Valid	961	968	887	622	3438	
N of Miss	181	189	78	66	514	

Table 223: Have any of your brothers or sisters ever: been suspended or expelled from school?




Response	6	8	10	12	Total	
No	77.9	73.3	70.9	73.1	74.0	
Yes	18.0	22.4	23.6	21.8	21.4	
I don't have any brothers or sisters	4.0	4.2	5.5	5.1	4.7	
N of Valid	965	968	887	625	3445	
N of Miss	177	189	78	63	507	

Table 224: Have you changed homes in the past year (the last 12 months)?



Response	6	8	10	12	Total	
No	73.2	75.2	77.3	79.6	76.0	
Yes	26.8	24.8	22.7	20.4	24.0	
N of Valid	968	983	891	626	3468	
N of Miss	174	174	74	62	484	

Table 225: How many times have you changed homes since kindergarten?






Response	6	8	10	12	Total	
Never	34.2	27.9	27.4	22.5	28.6	
1 or 2 times	31.1	35.5	30.3	33.9	32.7	
3 or 4 times	20.3	19.0	23.2	20.4	20.7	
5 or 6 times	7.2	8.3	9.7	13.3	9.2	
7 or more times	7.2	9.3	9.4	9.8	8.8	
N of Valid	964	975	880	622	3441	
N of Miss	178	182	85	66	511	

Table 226: Have you changed schools (including changing from elementary to middle and middle to high school) in the past year?



Response	6	8	10	12	Total	
No	46.3	30.8	40.1	79.5	46.4	
Yes	53.7	69.2	59.9	20.5	53.6	
N of Valid	954	968	883	624	3429	
N of Miss	188	189	82	64	523	

Table 227: How many times have you changed schools since kindergarten (including changing from elementary to middle and middle to high school)?






Response	6	8	10	12	Total	
Never	21.2	14.7	15.3	12.7	16.3	
1 or 2 times	44.8	26.9	15.5	15.1	26.8	
3 or 4 times	22.9	36.4	36.9	34.5	32.4	
5 or 6 times	7.9	13.8	22.1	24.7	16.3	
7 or more times	3.1	8.2	10.2	13.1	8.2	
N of Valid	960	971	891	624	3446	
N of Miss	182	186	74	64	506	

Table 228: Has anyone in your family ever had severe alcohol or drug problems?



Response	6	8	10	12	Total	
No	78.1	65.9	63.7	57.6	67.3	
Yes	21.9	34.1	36.3	42.4	32.7	
N of Valid	965	968	884	625	3442	
N of Miss	177	189	81	63	510	

Table 229: About how many adults (over 21) have you known personally who in the past year have: used marijuana, crack, cocaine, or other drugs?






Response	6	8	10	12	Total	
0	81.6	71.9	61.3	50.1	67.9	
1	9.3	12.6	13.9	13.3	12.1	
2	5.1	6.6	7.6	9.8	7.0	
03/04/13	2.0	4.2	7.9	11.7	5.9	
5	2.1	4.8	9.3	15.1	7.1	
N of Valid	960	963	883	623	3429	
N of Miss	182	194	82	65	523	

Table 230: About how many adults (over 21) have you known personally who in the past year have: sold or dealt drugs?






Response	6	8	10	12	Total	
0	89.9	82.0	72.6	65.5	78.8	
1	6.6	8.3	11.1	13.2	9.4	
2	1.5	5.2	6.6	9.0	5.2	
03/04/13	1.0	1.5	4.8	5.6	2.9	
5	1.0	3.0	5.0	6.7	3.6	
N of Valid	961	963	882	623	3429	
N of Miss	181	194	83	65	523	

Table 231: About how many adults (over 21) have you known personally who in the past year have: done other things that could get them in trouble with the police, like stealing, selling stolen goods, mugging or assaulting others, etc.?






Response	6	8	10	12	Total	
0	86.6	77.1	71.8	65.8	76.3	
1	7.9	10.8	10.3	12.7	10.2	
2	3.1	5.7	7.4	9.0	6.0	
03/04/13	0.7	2.5	5.1	5.9	3.3	
5	1.6	3.9	5.4	6.6	4.1	
N of Valid	958	966	882	622	3428	
N of Miss	184	191	83	66	524	

Table 232: About how many adults (over 21) have you known personally who in the past year have: gotten drunk or high?






Response	6	8	10	12	Total	
0	67.7	51.9	38.4	26.1	48.2	
1	17.9	19.3	16.8	15.3	17.5	
2	6.1	9.6	9.6	12.4	9.1	
03/04/13	2.8	6.3	10.2	11.8	7.3	
5	5.4	12.9	25.0	34.4	17.8	
N of Valid	960	963	883	620	3426	
N of Miss	182	194	82	68	526	

Table 233: Have you seen or heard information about underage drinking in the past 12 months from the following sources? Radio



Response	6	8	10	12	Total	
No	58.2	54.1	55.3	49.4	54.7	
Yes	41.8	45.9	44.7	50.6	45.3	
N of Valid	961	969	892	627	3449	
N of Miss	181	188	73	61	503	

Table 234: Have you seen or heard information about underage drinking in the past 12 months from the following sources? TV.



Response	6	8	10	12	Total	
No	34.2	33.7	28.5	25.2	31.0	
Yes	65.8	66.3	71.5	74.8	69.0	
N of Valid	957	966	890	628	3441	
N of Miss	185	191	75	60	511	

Table 235: Have you seen or heard information about underage drinking in the past 12 months from the following sources? Print. This includes information on underage drinking you may have seen in the newspaper, on a billboard, in pamphlets, on stickers, etc.



Response	6	8	10	12	Total	
No	55.1	45.6	46.5	42.3	47.9	
Yes	44.9	54.4	53.5	57.7	52.1	
N of Valid	956	964	889	624	3433	
N of Miss	186	193	76	64	519	

Table 236: Have you seen or heard information about underage drinking in the past 12 months from the following sources? Website or social media? (Facebook, Myspace, website, etc.)



Response	6	8	10	12	Total	
No	58.2	46.8	43.5	41.9	48.2	
Yes	41.8	53.2	56.5	58.1	51.8	
N of Valid	954	966	889	623	3432	
N of Miss	188	191	76	65	520	

Table 237: The next questions ask about your opinions of the information you saw or heard. If you have seen or heard more than one ad, please think about your favorite ad when answering these questions. The information about underage drinking that I saw or heard was convincing.






Response	6	8	10	12	Total	
NO!	26.2	17.6	13.9	12.0	18.0	
no	6.9	11.6	20.7	22.6	14.7	
yes	14.8	28.4	34.7	37.3	27.9	
YES!	26.3	20.4	16.9	15.2	20.1	
I have not seen or heard any ads about underage drinking in the past 12 months.	25.7	22.1	13.8	13.0	19.2	
N of Valid	930	952	883	625	3390	
N of Miss	212	205	82	63	562	

Table 238: The next questions ask about your opinions of the information you saw or heard. If you have seen or heard more than one ad, please think about your favorite ad when answering these questions. The information about underage drinking that I saw or heard grabbed my attention.






Response	6	8	10	12	Total	
NO!	21.3	17.6	13.2	10.9	16.2	
no	9.5	14.6	24.7	25.3	17.8	
yes	18.1	25.3	31.7	34.3	26.6	
YES!	25.6	21.9	16.7	16.7	20.6	
I have not seen or heard any ads about underage drinking in the past 12 months.	25.6	20.5	13.8	12.8	18.7	
N of Valid	930	949	880	624	3383	
N of Miss	212	208	85	64	569	

Table 239: The next questions ask about your opinions of the information you saw or heard. If you have seen or heard more than one ad, please think about your favorite ad when answering these questions. The information about underage drinking that I saw or heard said something important to me.

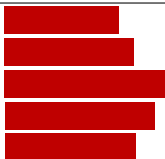
Response	6	8	10	12	Total	
NO!	20.1	17.0	13.9	12.5	16.2	
no	9.2	17.9	23.9	26.7	18.7	
yes	16.1	21.3	29.8	31.5	24.0	
YES!	28.9	22.9	18.9	15.5	22.1	
I have not seen or heard any ads about underage drinking in the past 12 months.	25.6	20.9	13.5	13.8	19.0	
N of Valid	924	948	879	625	3376	
N of Miss	218	209	86	63	576	

Table 240: The next questions ask about your opinions of the information you saw or heard. If you have seen or heard more than one ad, please think about your favorite ad when answering these questions. Seeing or hearing this information about underage drinking made me want to stop or decrease my drinking.

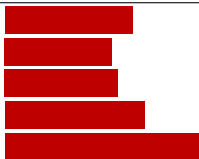

Response	6	8	10	12	Total	
NO!	21.6	17.2	17.2	18.2	18.5	
no	4.2	11.0	20.6	27.3	15.1	
yes	6.6	14.7	21.4	22.9	16.1	
YES!	22.7	23.1	19.5	15.4	20.5	
I have not seen or heard any ads about underage drinking in the past 12 months.	44.9	33.9	21.4	16.2	29.8	
N of Valid	777	899	851	616	3143	
N of Miss	365	258	114	72	809	

Table 241: How honest were you in filling out this survey?

Response	6	8	10	12	Total	
I was very honest	88.0	85.3	82.7	84.9	85.3	
I was honest pretty much of the time	10.4	11.5	13.5	11.4	11.7	
I was honest some of the time	1.3	2.4	2.7	2.9	2.3	
I was honest once in a while	0.3	0.8	1.1	0.8	0.8	
I was not honest at all	0.0	0.0	0.0	0.0	0.0	
N of Valid	966	973	890	630	3459	
N of Miss	176	184	75	58	493	