

2010 APNA



Arkansas Prevention Needs Assessment Student Survey

Faulkner County Tables

Arkansas Department of Human Services
Division of Behavioral Sciences
Office of Alcohol and Drug Abuse Prevention

Conducted by International Survey Associates dba Pride Surveys

Contents

1	INTRODUCTION	11
2	PERCENTAGE TABLES	16

List of Tables

1	Sex	17
2	Age	17
3	Are you Hispanic or Latino?	17
4	What is your race? Black or African American	18
5	What is your race? Asian	18
6	What is your race? American Indian	18
7	What is your race? Alaska Native	18
8	What is your race? White	19
9	What is your race? Native Hawaiian or Other Pacific Islander	19
10	What is your race? Other	19
11	What is the highest level of schooling completed by your mother or father?	20
12	Think of where you live most of the time. Which of the following people live there with you? Mother	20
13	Think of where you live most of the time. Which of the following people live there with you? Stepmother	20
14	Think of where you live most of the time. Which of the following people live there with you? Foster Mother	21
15	Think of where you live most of the time. Which of the following people live there with you? Grandmother	21
16	Think of where you live most of the time. Which of the following people live there with you? Aunt	21
17	Think of where you live most of the time. Which of the following people live there with you? Father	21
18	Think of where you live most of the time. Which of the following people live there with you? Stepfather	22
19	Think of where you live most of the time. Which of the following people live there with you? Foster Father	22
20	Think of where you live most of the time. Which of the following people live there with you? Grandfather	22
21	Think of where you live most of the time. Which of the following people live there with you? Uncle	22
22	Think of where you live most of the time. Which of the following people live there with you? Other Adults	23
23	Think of where you live most of the time. Which of the following people live there with you? Brother(s)	23
24	Think of where you live most of the time. Which of the following people live there with you? Stepbrother(s)	23
25	Think of where you live most of the time. Which of the following people live there with you? Sister(s)	23
26	Think of where you live most of the time. Which of the following people live there with you? Stepsister(s)	24

27	Think of where you live most of the time. Which of the following people live there with you? Other Children	24
28	In my school, students have lots of chances to help decide things like class activities and rules.	24
29	Teachers ask me to work on special classroom projects.	24
30	My teacher(s) notices when I am doing a good job and lets me know about it.	25
31	There are lots of chances for students in my school to get involved in sports, clubs, and other school activities outside of class.	25
32	There are lots of chances for students in my school to talk with a teacher one-on-one.	25
33	I feel safe at my school.	26
34	The school lets my parents know when I have done something well.	26
35	My teachers praise me when I work hard in school.	26
36	Are your school grades better than the grades of most students in your class?	27
37	I have lots of chances to be part of class discussions or activities.	27
38	Now thinking back over the past year in school, how often did you: enjoy being in school?	27
39	Now thinking back over the past year in school, how often did you: hate being in school?	28
40	Now thinking back over the past year in school, how often did you: try to do your best work in school?	28
41	How often do you feel that the school work you are assigned is meaningful and important?	28
42	Putting them all together, what were your grades like last year?	29
43	How important do you think the things you are learning in school are going to be for your later life?	29
44	How interesting are most of your courses to you?	29
45	During the LAST FOUR WEEKS how many whole days of school have you missed because you skipped or 'cut'?	30
46	What are the chances you would be seen as cool if you: smoked cigarettes?	30
47	What are the chances you would be seen as cool if you: worked hard at school?	30
48	What are the chances you would be seen as cool if you: began drinking alcoholic beverages regularly, that is, at least once or twice a month?	31
49	What are the chances you would be seen as cool if you: defended someone who was being verbally abused at school?	31
50	What are the chances you would be seen as cool if you: smoked marijuana?	31
51	What are the chances you would be seen as cool if you: carried a handgun?	32

52	What are the chances you would be seen as cool if you: regularly volunteered to do community service?	32
53	Think of your four best friends (the friends you feel closest to). In the past year (12 months), how many of your best friends have: participated in clubs, organizations or activities at school?	32
54	Think of your four best friends (the friends you feel closest to). In the past year (12 months), how many of your best friends have: smoked cigarettes?	33
55	Think of your four best friends (the friends you feel closest to). In the past year (12 months), how many of your best friends have: tried beer, wine or hard liquor (for example, vodka, whiskey, or gin) when their parents didn't know about it?	33
56	Think of your four best friends (the friends you feel closest to). In the past year (12 months), how many of your best friends have: made a commitment to stay drug-free?	33
57	Think of your four best friends (the friends you feel closest to). In the past year (12 months), how many of your best friends have: used marijuana?	34
58	Think of your four best friends (the friends you feel closest to). In the past year (12 months), how many of your best friends have: tried to do well in school?	34
59	Think of your four best friends (the friends you feel closest to). In the past year (12 months), how many of your best friends have: used LSD, cocaine, amphetamines, or other illegal drugs?	34
60	Think of your four best friends (the friends you feel closest to). In the past year (12 months), how many of your best friends have: been suspended from school?	35
61	Think of your four best friends (the friends you feel closest to). In the past year (12 months), how many of your best friends have: liked school?	35
62	Think of your four best friends (the friends you feel closest to). In the past year (12 months), how many of your best friends have: carried a handgun?	35
63	Think of your four best friends (the friends you feel closest to). In the past year (12 months), how many of your best friends have: sold illegal drugs?	36
64	Think of your four best friends (the friends you feel closest to). In the past year (12 months), how many of your best friends have: regularly attended religious services?	36
65	Think of your four best friends (the friends you feel closest to). In the past year (12 months), how many of your best friends have: stolen or tried to steal a motor vehicle such as a car or motorcycle?	36
66	Think of your four best friends (the friends you feel closest to). In the past year (12 months), how many of your best friends have: been arrested?	37

67	Think of your four best friends (the friends you feel closest to). In the past year (12 months), how many of your best friends have: dropped out of school?	37
68	Think of your four best friends (the friends you feel closest to). In the past year (12 months), how many of your best friends have: been members of a gang?	37
69	How old were you when you first: smoked marijuana?	38
70	How old were you when you first: smoked a cigarette, even just a puff?	38
71	How old were you when you first: had more than a sip or two of beer, wine or hard liquor (for example, vodka, whiskey, or gin)? . . .	39
72	How old were you when you first: began drinking alcoholic beverages regularly, that is, at least once or twice a month?	39
73	How old were you when you first: used phenoxydine (pox, px, breeze)?	40
74	How old were you when you first: got suspended from school? . . .	40
75	How old were you when you first: got arrested?	41
76	How old were you when you first: carried a handgun?	41
77	How old were you when you first: attacked someone with the idea of seriously hurting them?	42
78	How old were you when you first: belonged to a gang?	42
79	How wrong do you think it is for someone your age to: take a handgun to school?	43
80	How wrong do you think it is for someone your age to: steal anything worth more than \$5?	43
81	How wrong do you think it is for someone your age to: pick a fight with someone?	43
82	How wrong do you think it is for someone your age to: attack someone with the idea of seriously hurting them?	44
83	How wrong do you think it is for someone your age to: stay away from school all day when their parents think they are at school? . .	44
84	How wrong do you think it is for someone your age to: drink beer, wine or hard liquor (for example, vodka, whiskey, or gin) regularly? .	44
85	How wrong do you think it is for someone your age to: smoke cigarettes?	45
86	How wrong do you think it is for someone your age to: smoke marijuana?	45
87	How wrong do you think it is for someone your age to: use LSD, cocaine, amphetamines or another illegal drug?	45
88	At school during the past 12 months, did you receive help from the resource teacher, speech therapist or other special education teacher?	46
89	How many times in the past year (12 months) have you: been suspended from school?	46
90	How many times in the past year (12 months) have you: carried a handgun?	46

91	How many times in the past year (12 months) have you: sold illegal drugs?	47
92	How many times in the past year (12 months) have you: stolen or tried to steal a motor vehicle such as a car or motorcycle?	47
93	How many times in the past year (12 months) have you: participated in clubs, organizations or activities at school?	48
94	How many times in the past year (12 months) have you: been arrested?	48
95	How many times in the past year (12 months) have you: done extra work on your own for school?	49
96	How many times in the past year (12 months) have you: attacked someone with the idea of seriously hurting them?	49
97	How many times in the past year (12 months) have you: been drunk or high at school?	50
98	How many times in the past year (12 months) have you: volunteered to do community service?	50
99	How many times in the past year (12 months) have you: taken a handgun to school?	51
100	Are you currently on probation, or assigned a probation officer with Juvenile Court?	51
101	Have you ever belonged to a gang?	51
102	If you have ever belonged to a gang, did that gang have a name? . .	52
103	How many times have you done the following things? done what feels good no matter what.	52
104	How many times have you done the following things? done something dangerous because someone dared you to do it.	52
105	How many times have you done the following things? done crazy things even if they are a little dangerous.	53
106	You're looking at CD's in a music store with a friend. You look up and see her slip a CD under her coat. She smiles and says 'Which one do you want? Go ahead, take it while nobody's around.' There is nobody in sight, no employees and no other customers. What would you do now?	53
107	You are visiting another part of town, and you don't know any of the people your age there. You are walking down the street, and some teenager you don't know is walking toward you. He is about your size, and as he is about to pass you, he deliberately bumps into you and you almost lose your balance. What would you say or do? .	53
108	You are at a party at someone's house, and one of your friends offers you a drink containing alcohol. What would you say or do?	54
109	It's 8:00 on a weeknight and you are about to go over to a friend's home when your mother asks you where you are going. You say 'Oh, just going to go hang out with some friends.' She says, 'No, you'll just get into trouble if you go out. Stay home tonight.' What would you do now?	54
110	How often do you attend religious services or activities?	54

111	I do the opposite of what people tell me, just to get them mad. . . .	55
112	I like to see how much I can get away with.	55
113	I ignore rules that get in my way.	55
114	I think sometimes it's okay to cheat at school.	56
115	It is important to think before you act.	56
116	Sometimes I think that life is not worth it.	56
117	At times I think I am no good at all.	57
118	All in all, I am inclined to think that I am a failure.	57
119	In the past year, have you felt depressed or sad MOST days, even if you felt okay sometimes?	57
120	It is all right to beat up people if they start the fight.	58
121	I think it is okay to take something without asking if you can get away with it.	58
122	Sometimes we don't know what we will do as adults, but we may have an idea. Please answer how true these statements may be for you. WHEN I AM AN ADULT I WILL: smoke cigarettes.	58
123	Sometimes we don't know what we will do as adults, but we may have an idea. Please answer how true these statements may be for you. WHEN I AM AN ADULT I WILL: drink beer, wine, or liquor.	59
124	Sometimes we don't know what we will do as adults, but we may have an idea. Please answer how true these statements may be for you. WHEN I AM AN ADULT I WILL: smoke marijuana.	59
125	Sometimes we don't know what we will do as adults, but we may have an idea. Please answer how true these statements may be for you. WHEN I AM AN ADULT I WILL: use LSD, cocaine, amphetamines or another illegal drug.	59
126	How much do you think people risk harming themselves (physically or in other ways) if they: smoked one or more packs of cigarettes per day?	60
127	How much do you think people risk harming themselves (physically or in other ways) if they: try marijuana once or twice?	60
128	How much do you think people risk harming themselves (physically or in other ways) if they: smoke marijuana regularly?	60
129	How much do you think people risk harming themselves (physically or in other ways) if they: take one or two drinks of an alcoholic beverage (beer, wine, liquor) nearly every day?	61
130	How much do you think people risk harming themselves (physically or in other ways) if they: have five or more drinks once or twice each weekend?	61
131	Have you ever used smokeless tobacco (chew, snuff, plug, dipping tobacco, or chewing tobacco)?	61
132	How often have you taken smokeless tobacco during the past 30 days?	62
133	Have you ever smoked cigarettes?	62
134	How frequently have you smoked cigarettes during the past 30 days?	62

135	Which statement best describes rules about smoking inside your home?	63
136	Which statement best describes rules about smoking in your family cars?	63
137	During this school year, were you taught in any of your classes about the dangers of tobacco use?	64
138	During the past 12 months, have you participated in any community activities to discourage people your age from using cigarettes, chewing tobacco, snuff, dip or cigars?	64
139	On how many occasions have you had alcoholic beverages (beer, wine or hard liquor) to drink in your lifetime - more than just a few sips?	64
140	On how many occasions have you had beer, wine or hard liquor to drink during the past 30 days?	65
141	On how many occasions have you used marijuana (grass, pot) or hashish (hash, hash oil) in your lifetime?	65
142	On how many occasions have you used marijuana (grass, pot) or hashish (hash, hash oil) during the past 30 days?	65
143	On how many occasions have you used LSD or other psychedelics in your lifetime?	66
144	On how many occasions have you used LSD or other psychedelics during the past 30 days?	66
145	On how many occasions have you used cocaine or crack in your lifetime?	66
146	On how many occasions have you used cocaine or crack during the past 30 days?	67
147	On how many occasions have you sniffed glue, breathed the contents of an aerosol spray can, or inhaled other gases or sprays, in order to get high in your lifetime?	67
148	On how many occasions have you sniffed glue, breathed the contents of an aerosol spray can, or inhaled other gases or sprays, in order to get high during the past 30 days?	68
149	On how many occasions have you used phenoxydine (pox, px, breeze) in your lifetime?	68
150	On how many occasions have you used phenoxydine (pox, px, breeze) during the past 30 days?	69
151	On how many occasions have you used sedatives (tranquilizers, such as Valium or Xanax, barbiturates, or sleeping pills) without a doctor telling you to take them, in your lifetime?	69
152	On how many occasions have you used sedatives (tranquilizers, such as Valium or Xanax, barbiturates, or sleeping pills) without a doctor telling you to take them, during the past 30 days?	70
153	On how many occasions have you used methamphetamines (meth, speed, crank, crystal meth) in your lifetime?	70

154	On how many occasions have you used methamphetamines (meth, speed, crank, crystal meth) in the past 30 days?	71
155	On how many occasions have you used stimulants, other than Methamphetamines (such as amphetamines, Ritalin or Dexedrine) without a doctor telling you to take them, in your lifetime?	71
156	On how many occasions have you used stimulants, other than Methamphetamines (such as amphetamines, Ritalin or Dexedrine) without a doctor telling you to take them, during the past 30 days?	72
157	On how many occasions have you used heroin or other opiates in your lifetime?	72
158	On how many occasions have you used heroin or other opiates during the past 30 days?	73
159	On how many occasions have you used MDMA ('X', 'E', or ecstasy) in your lifetime?	73
160	On how many occasions have you used MDMA ('X', 'E', or ecstasy) during the past 30 days?	73
161	On how many occasions have you taken prescription drugs (such as Valium, Xanax, Ritalin, Adderall, OxyContin, Darvocet, or sleeping pills) on your own-that is, without a doctor telling you to take them in your lifetime?	74
162	On how many occasions have you taken prescription drugs (such as Valium, Xanax, Ritalin, Adderall, OxyContin, Darvocet, or sleeping pills) on your own-that is, without a doctor telling you to take them during the past 30 days?	74
163	On how many occasions have you taken non-prescription medicines such as diet pills (for example, Dietac, Dexatrim or Prolamine), stay-awake pills (for example No-Doz, Vivarin, or Wake), or cough or cold medicines (robos, DXM, etc.) to get high in your lifetime?	75
164	On how many occasions have you taken non-prescription medicines such as diet pills (for example, Dietac, Dexatrim or Prolamine), stay-awake pills (for example No-Doz, Vivarin, or Wake), or cough or cold medicines (robos, DXM, etc.) to get high during the past 30 days?	75
165	On how many occasions have you been drunk or very high from drinking alcoholic beverages during the past 30 days?	76
166	On how many occasions have you drunk flavored alcoholic beverages, sometimes called 'alcopops' (like Mike's Hard Lemonade, Smirnoff Ice, Bacardi Breezers, etc.) in your lifetime?	76
167	On how many occasions have you drunk flavored alcoholic beverages, sometimes called 'alcopops' (like Mike's Hard Lemonade, Smirnoff Ice, Bacardi Breezers, etc.) during the past 30 days?	77
168	Think back over the last two weeks. How many times have you had five or more alcoholic drinks in a row?	77
169	During the past 30 days, how many times did you ride in a car or other vehicle driven by someone who had been drinking alcohol?	77

170	During the past 30 days, how many times did you drive a car or other vehicle when you had been drinking alcohol?	78
171	If you drank alcohol (not just a sip or taste) in the past year, how did you usually get it?	78
172	If you drank alcohol (not just a sip or taste) in the past year, where did you usually drink it?	79
173	During the last month, about how many marijuana cigarettes, or the equivalent, did you smoke a day, on the average?	79
174	How wrong would most adults (over 21) in your neighborhood think it is for kids your age: to use marijuana?	80
175	How wrong would most adults (over 21) in your neighborhood think it is for kids your age: to drink alcohol?	80
176	How wrong would most adults (over 21) in your neighborhood think it is for kids your age: to smoke cigarettes?	80
177	How much do each of the following statements describe your neighborhood? crime and/or drug selling	81
178	How much do each of the following statements describe your neighborhood? fights	81
179	How much do each of the following statements describe your neighborhood? lots of empty or abandoned buildings	81
180	How much do each of the following statements describe your neighborhood? lots of graffiti	82
181	If I had to move, I would miss the neighborhood I now live in.	82
182	My neighbors notice when I am doing a good job and let me know about it.	82
183	I like my neighborhood.	83
184	There are lots of adults in my neighborhood I could talk to about something important.	83
185	I'd like to get out of my neighborhood.	83
186	There are people in my neighborhood who are proud of me when I do something well.	84
187	There are people in my neighborhood who encourage me to do my best.	84
188	I feel safe in my neighborhood.	84
189	Which of the following activities for people your age are available in your community? sports teams?	85
190	Which of the following activities for people your age are available in your community? scouting?	85
191	Which of the following activities for people your age are available in your community? boys and girls clubs?	85
192	Which of the following activities for people your age are available in your community? 4-H clubs?	85
193	Which of the following activities for people your age are available in your community? service clubs?	86

194	If a kid smoked marijuana in your neighborhood would he or she be caught by the police?	86
195	If a kid drank some beer, wine or hard liquor (for example, vodka, whiskey, or gin) in your neighborhood would he or she be caught by the police?	86
196	If a kid carried a handgun in your neighborhood would he or she be caught by the police?	87
197	If you wanted to get some cigarettes, how easy would it be for you to get some?	87
198	If you wanted to get some beer, wine or hard liquor (for example, vodka, whiskey, or gin), how easy would it be for you to get some?	87
199	If you wanted to get a drug like cocaine, LSD, or amphetamines, how easy would it be for you to get some?	88
200	If you wanted to get a handgun, how easy would it be for you to get one?	88
201	If you wanted to get some marijuana, how easy would it be for you to get some?	88
202	During the past 12 months, have you participated in any alcohol prevention programs or seen any alcohol prevention messages in your school or community? Yes, a school-based program focused on preventing underage drinking and/or drinking and driving.	89
203	During the past 12 months, have you participated in any alcohol prevention programs or seen any alcohol prevention messages in your school or community? Yes, a community-based program focused on preventing underage drinking and/or drinking and driving (for example, through your church or temple or through youth groups like Boys and Girls Club or 4-H).	89
204	During the past 12 months, have you participated in any alcohol prevention programs or seen any alcohol prevention messages in your school or community? Yes, a media campaign addressing underage drinking and/or drinking and driving (for example, newspaper ads, posters, pamphlets, radio, TV).	89
205	During the past 12 months, have you participated in any alcohol prevention programs or seen any alcohol prevention messages in your school or community? No	89
206	How wrong do your parents feel it would be for YOU to: drink beer, wine or hard liquor (for example, vodka, whiskey or gin) regularly?	90
207	How wrong do your parents feel it would be for YOU to: smoke cigarettes?	90
208	How wrong do your parents feel it would be for YOU to: smoke marijuana?	90
209	How wrong do your parents feel it would be for YOU to: steal something worth more than \$5?	91

210	How wrong do your parents feel it would be for YOU to: draw graffiti, write things, or draw pictures on buildings or other property (without the owner's permission)?	91
211	How wrong do your parents feel it would be for YOU to: pick a fight with someone?	91
212	During the past 12 months, have you talked with at least one of your parents about the dangers of underage drinking and/or drinking and driving? By parents, we mean either your biological parents, adoptive parents, stepparents, or adult guardians - whether or not they live with you.	92
213	Have any of your brothers or sisters ever: drunk beer, wine or hard liquor (for example, vodka, whiskey or gin)?	92
214	Have any of your brothers or sisters ever: smoked marijuana?	92
215	Have any of your brothers or sisters ever: smoked cigarettes?	92
216	Have any of your brothers or sisters ever: taken a handgun to school?	93
217	Have any of your brothers or sisters ever: been suspended or expelled from school?	93
218	The rules in my family are clear.	93
219	People in my family often insult or yell at each other.	94
220	When I am not at home, one of my parents knows where I am and who I am with.	94
221	We argue about the same things in my family over and over.	94
222	If you drank some beer or wine or liquor (for example, vodka, whiskey, or gin) without your parents' permission, would you be caught by your parents?	95
223	My family has clear rules about alcohol and drug use.	95
224	If you carried a handgun without your parents' permission, would you be caught by your parents?	95
225	If you skipped school would you be caught by your parents?	96
226	Do you feel very close to your mother?	96
227	Do you share your thoughts and feelings with your mother?	96
228	My parents ask me what I think before most family decisions affecting me are made.	97
229	Do you share your thoughts and feelings with your father?	97
230	Do you enjoy spending time with your mother?	97
231	Do you enjoy spending time with your father?	98
232	If I had a personal problem, I could ask my mom or dad for help.	98
233	Do you feel very close to your father?	98
234	My parents give me lots of chances to do fun things with them.	99
235	My parents ask if I've gotten my homework done.	99
236	People in my family have serious arguments.	99
237	Would your parents know if you did not come home on time?	100
238	It is important to be honest with your parents, even if they become upset or you get punished.	100

239	My parents notice when I am doing a good job and let me know about it.	100
240	How often do your parents tell you they're proud of you for something you've done?	101
241	How many brothers and sisters, including stepbrothers and sisters, do you have that are younger than you?	101
242	How many brothers and sisters, including stepbrothers and sisters, do you have that are older than you?	101
243	Have you changed homes in the past year (the last 12 months)?	102
244	How many times have you changed homes since kindergarten?	102
245	Have you changed schools (including changing from elementary to middle and middle to high school) in the past year?	102
246	How many times have you changed schools since kindergarten (including changing from elementary to middle and middle to high school)?	103
247	Has anyone in your family ever had severe alcohol or drug problems?	103
248	About how many adults (over 21) have you known personally who in the past year have: used marijuana, crack, cocaine, or other drugs?	103
249	About how many adults (over 21) have you known personally who in the past year have: sold or dealt drugs?	104
250	About how many adults (over 21) have you known personally who in the past year have: done other things that could get them in trouble with the police, like stealing, selling stolen goods, mugging or assaulting others, etc.?	104
251	About how many adults (over 21) have you known personally who in the past year have: gotten drunk or high?	104
252	Have you seen or heard information about underage drinking in the past 12 months from the following sources? Radio	105
253	Have you seen or heard information about underage drinking in the past 12 months from the following sources? TV.	105
254	Have you seen or heard information about underage drinking in the past 12 months from the following sources? Print. This includes information on underage drinking you may have seen in the newspaper, on a billboard, in pamphlets, on stickers, etc.	105
255	Have you seen or heard information about underage drinking in the past 12 months from the following sources? Website or social media? (Facebook, Myspace, website, etc.)	105
256	The next questions ask about your opinions of the information you saw or heard. If you have seen or heard more than one ad, please think about your favorite ad when answering these questions. The information about underage drinking that I saw or heard was convincing.	106

257	The next questions ask about your opinions of the information you saw or heard. If you have seen or heard more than one ad, please think about your favorite ad when answering these questions. The information about underage drinking that I saw or heard grabbed my attention.	106
258	The next questions ask about your opinions of the information you saw or heard. If you have seen or heard more than one ad, please think about your favorite ad when answering these questions. The information about underage drinking that I saw or heard said something important to me.	106
259	The next questions ask about your opinions of the information you saw or heard. If you have seen or heard more than one ad, please think about your favorite ad when answering these questions. Seeing or hearing this information about underage drinking made me want to stop or decrease my drinking.	107
260	How honest were you in filling out this survey?	107

List of Figures

1	Grade Chart	12
2	Gender Chart	13
3	Age Chart	14
4	Ethnic Origin Chart	15

1 INTRODUCTION

This report was generated from data collected on the *2010 Arkansas Prevention Needs Assessment Student Survey*. This report contains basic frequency tables of all data collected and graphs on the selected demographic variables of grade, gender, age and ethnic origin. The graph on ethnic origin is represented as a bar chart rather than as a pie chart. This is because students were allowed to mark more than one response for ethnic origin as opposed to being allowed to mark only one response. The bars represent the percent of students who marked each of the ethnic categories.

Questions regarding the information found in this report can be directed to:

Pride Surveys

160 Vanderbilt Court
Bowling Green, KY 42103
1-800-279-6361
www.pridesurveys.com

Grade Chart

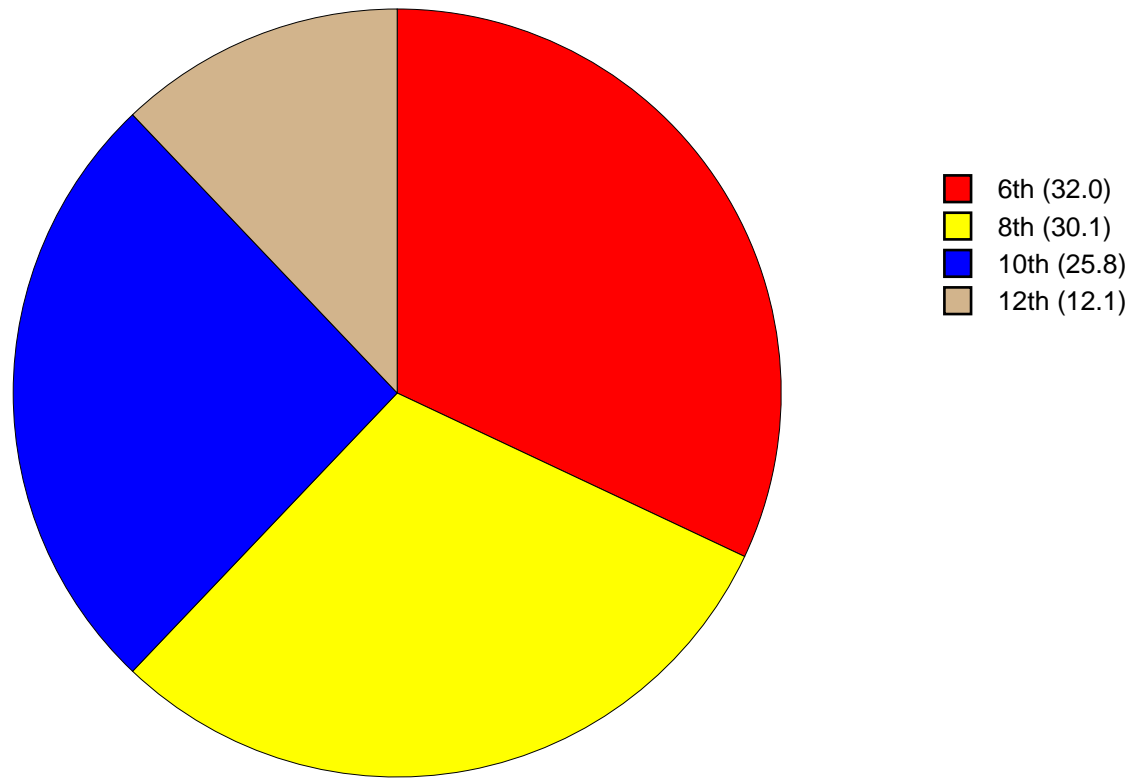


Figure 1: Grade Chart

Gender Chart

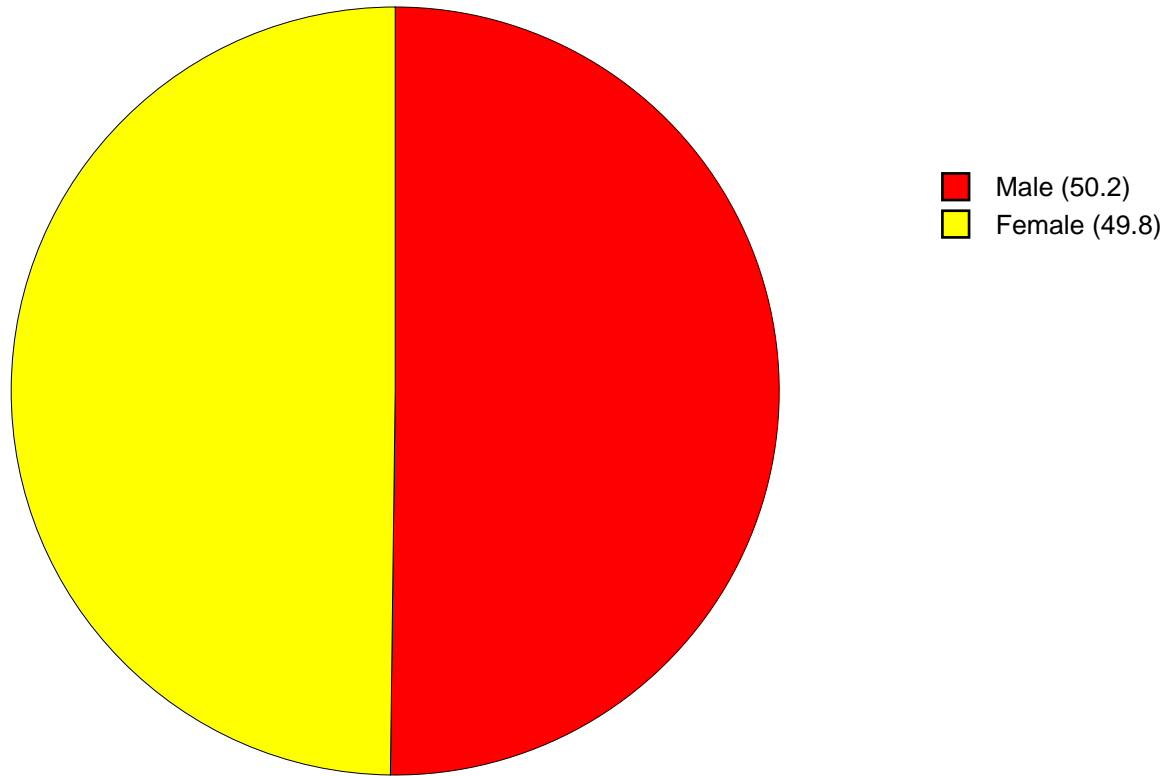


Figure 2: Gender Chart

Age Chart

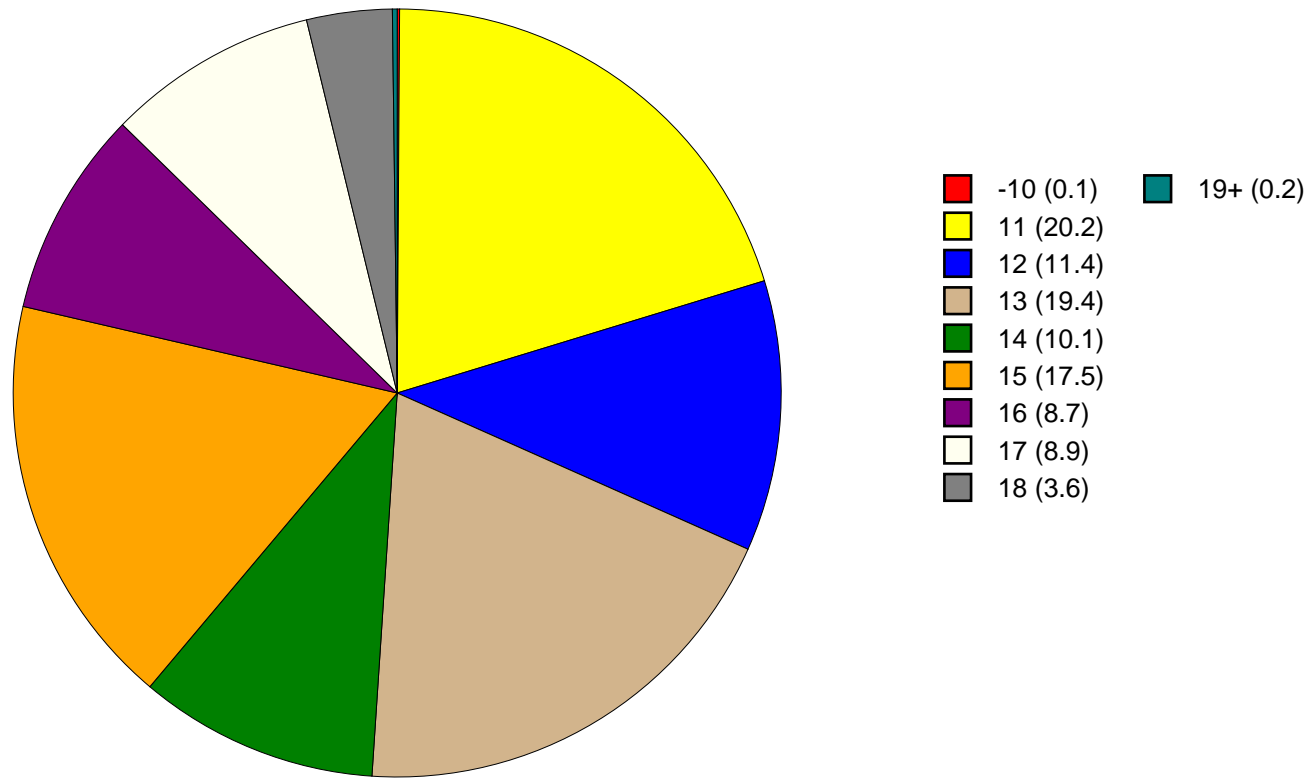


Figure 3: Age Chart

Ethnic Origin Chart

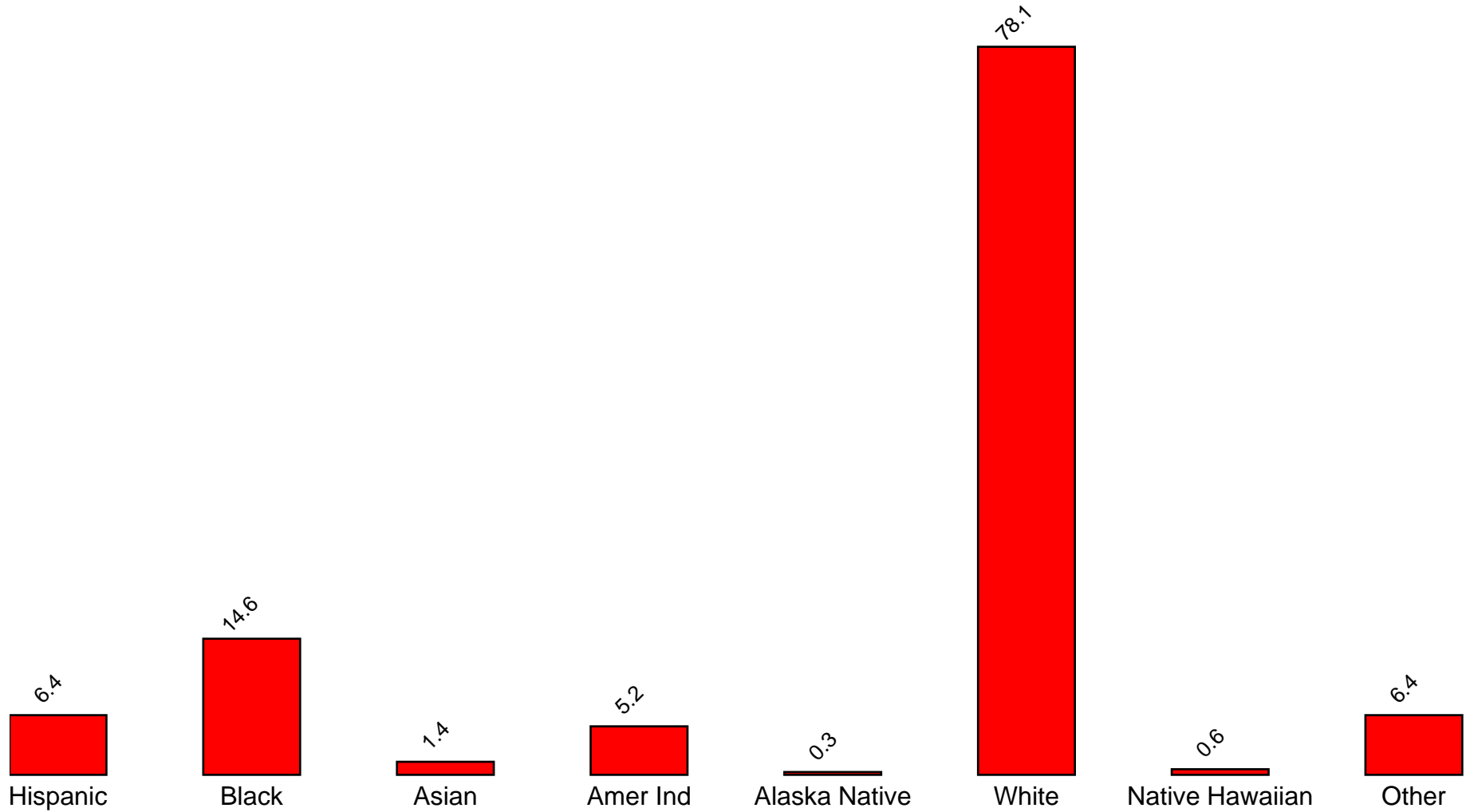


Figure 4: Ethnic Origin Chart

2 PERCENTAGE TABLES

The following tables contain frequency distribution detailing how your students responded to each question on the survey. The tables appear in the same order as the questions on the survey. The tables include breakdowns by grade level as well as overall percentages. The *N of Valid* row is a frequency count of the number of valid responses to each question for each grade and overall. The *N of Miss* row is a frequency count of the number of invalid (marked more than one response) or missing (i.e. did not respond) responses to each question for each grade and overall.

For the questions that allowed more than one response (i.e. race, live with, etc.) each response becomes a separate table. If a student did not mark the response, that was counted as a NO response, and if they did mark the response, that was counted as a YES response. Since a non response is a valid response for these questions, the *N of Miss* will always be zero for these questions.

Table 1: Sex

Response	6	8	10	12	Total	
Male	50.8	49.8	50.6	48.9	50.2	
Female	49.2	50.2	49.4	51.1	49.8	
N of Valid	1185	1126	955	454	3720	
N of Miss	16	7	11	2	36	

Table 2: Age

Response	6	8	10	12	Total	
10 or younger	0.3	0.0	0.0	0.0	0.1	
11	63.4	0.0	0.0	0.0	20.2	
12	34.8	1.0	0.0	0.0	11.4	
13	1.6	62.8	0.0	0.0	19.4	
14	0.0	33.1	0.3	0.0	10.1	
15	0.0	3.0	64.2	0.0	17.5	
16	0.0	0.1	33.4	0.2	8.7	
17	0.0	0.0	2.0	68.8	8.9	
18	0.0	0.0	0.1	29.7	3.6	
19 or older	0.0	0.0	0.0	1.3	0.2	
N of Valid	1196	1129	965	455	3745	
N of Miss	5	4	3	1	13	

Table 3: Are you Hispanic or Latino?

Response	6	8	10	12	Total	
No	93.4	94.1	93.2	93.5	93.6	
Yes	6.6	5.9	6.8	6.5	6.4	
N of Valid	1129	1098	941	449	3617	
N of Miss	72	35	26	6	139	

Table 4: What is your race? Black or African American



Response	6	8	10	12	Total	
No	85.1	84.0	85.0	90.1	85.4	
Yes	14.9	16.0	15.0	9.9	14.6	
N of Valid	1201	1133	968	456	3758	
N of Miss	0	0	0	0	0	

Table 5: What is your race? Asian



Response	6	8	10	12	Total	
No	98.4	98.5	98.5	99.6	98.6	
Yes	1.6	1.5	1.5	0.4	1.4	
N of Valid	1201	1133	968	456	3758	
N of Miss	0	0	0	0	0	

Table 6: What is your race? American Indian



Response	6	8	10	12	Total	
No	93.6	94.6	96.0	96.1	94.8	
Yes	6.4	5.4	4.0	3.9	5.2	
N of Valid	1201	1133	968	456	3758	
N of Miss	0	0	0	0	0	

Table 7: What is your race? Alaska Native



Response	6	8	10	12	Total	
No	99.9	99.6	99.5	99.6	99.7	
Yes	0.1	0.4	0.5	0.4	0.3	
N of Valid	1201	1133	968	456	3758	
N of Miss	0	0	0	0	0	

Table 8: What is your race? White



Response	6	8	10	12	Total	
No	24.6	21.3	22.0	16.4	21.9	
Yes	75.4	78.7	78.0	83.6	78.1	
N of Valid	1201	1133	968	456	3758	
N of Miss	0	0	0	0	0	

Table 9: What is your race? Native Hawaiian or Other Pacific Islander



Response	6	8	10	12	Total	
No	99.6	99.5	99.0	100.0	99.4	
Yes	0.4	0.5	1.0	0.0	0.6	
N of Valid	1201	1133	968	456	3758	
N of Miss	0	0	0	0	0	

Table 10: What is your race? Other



Response	6	8	10	12	Total	
No	92.6	95.3	92.9	93.9	93.6	
Yes	7.4	4.7	7.1	6.1	6.4	
N of Valid	1201	1133	968	456	3758	
N of Miss	0	0	0	0	0	

Table 11: What is the highest level of schooling completed by your mother or father?









Response	6	8	10	12	Total	
Completed grade school or less	1.3	1.4	0.6	1.5	1.2	
Some high school	3.0	3.8	6.5	8.6	4.9	
Completed high school	11.3	12.6	14.1	18.1	13.3	
Some college	14.6	16.1	19.0	24.1	17.4	
Completed college	27.2	31.2	35.2	30.7	30.9	
Graduate or professional school after college	11.0	14.2	13.5	10.8	12.6	
Don't know	30.5	19.9	10.6	5.1	19.0	
Does not apply	1.0	0.8	0.5	1.1	0.8	
N of Valid	1150	1107	957	453	3667	
N of Miss	38	7	3	3	51	

Table 12: Think of where you live most of the time. Which of the following people live there with you? Mother



Response	6	8	10	12	Total	
No	11.8	12.0	14.5	16.9	13.2	
Yes	88.2	88.0	85.5	83.1	86.8	
N of Valid	1201	1133	968	456	3758	
N of Miss	0	0	0	0	0	

Table 13: Think of where you live most of the time. Which of the following people live there with you? Stepmother



Response	6	8	10	12	Total	
No	94.6	94.3	93.1	92.3	93.8	
Yes	5.4	5.7	6.9	7.7	6.2	
N of Valid	1201	1133	968	456	3758	
N of Miss	0	0	0	0	0	

Table 14: Think of where you live most of the time. Which of the following people live there with you? Foster Mother

Response	6	8	10	12	Total	
No	99.3	99.7	99.9	99.8	99.6	
Yes	0.7	0.3	0.1	0.2	0.4	
N of Valid	1201	1133	968	456	3758	
N of Miss	0	0	0	0	0	

Table 15: Think of where you live most of the time. Which of the following people live there with you? Grandmother

Response	6	8	10	12	Total	
No	91.9	93.6	93.6	94.5	93.2	
Yes	8.1	6.4	6.4	5.5	6.8	
N of Valid	1201	1133	968	456	3758	
N of Miss	0	0	0	0	0	

Table 16: Think of where you live most of the time. Which of the following people live there with you? Aunt

Response	6	8	10	12	Total	
No	96.8	96.8	98.3	98.7	97.4	
Yes	3.2	3.2	1.7	1.3	2.6	
N of Valid	1201	1133	968	456	3758	
N of Miss	0	0	0	0	0	

Table 17: Think of where you live most of the time. Which of the following people live there with you? Father

Response	6	8	10	12	Total	
No	36.6	37.9	40.7	41.4	38.6	
Yes	63.4	62.1	59.3	58.6	61.4	
N of Valid	1201	1133	968	456	3758	
N of Miss	0	0	0	0	0	

Table 18: Think of where you live most of the time. Which of the following people live there with you? Stepfather



Response	6	8	10	12	Total	
No	84.6	82.0	81.8	82.7	82.9	
Yes	15.4	18.0	18.2	17.3	17.1	
N of Valid	1201	1133	968	456	3758	
N of Miss	0	0	0	0	0	

Table 19: Think of where you live most of the time. Which of the following people live there with you? Foster Father



Response	6	8	10	12	Total	
No	99.7	99.6	99.9	99.8	99.7	
Yes	0.3	0.4	0.1	0.2	0.3	
N of Valid	1201	1133	968	456	3758	
N of Miss	0	0	0	0	0	

Table 20: Think of where you live most of the time. Which of the following people live there with you? Grandfather



Response	6	8	10	12	Total	
No	94.2	97.3	96.2	96.9	96.0	
Yes	5.8	2.7	3.8	3.1	4.0	
N of Valid	1201	1133	968	456	3758	
N of Miss	0	0	0	0	0	

Table 21: Think of where you live most of the time. Which of the following people live there with you? Uncle



Response	6	8	10	12	Total	
No	96.8	97.5	98.9	99.3	97.9	
Yes	3.2	2.5	1.1	0.7	2.1	
N of Valid	1201	1133	968	456	3758	
N of Miss	0	0	0	0	0	

Table 22: Think of where you live most of the time. Which of the following people live there with you? Other Adults



Response	6	8	10	12	Total	
No	97.4	97.9	98.3	98.5	97.9	
Yes	2.6	2.1	1.7	1.5	2.1	
N of Valid	1201	1133	968	456	3758	
N of Miss	0	0	0	0	0	

Table 23: Think of where you live most of the time. Which of the following people live there with you? Brother(s)



Response	6	8	10	12	Total	
No	49.6	52.6	58.3	62.1	54.3	
Yes	50.4	47.4	41.7	37.9	45.7	
N of Valid	1201	1133	968	456	3758	
N of Miss	0	0	0	0	0	

Table 24: Think of where you live most of the time. Which of the following people live there with you? Stepbrother(s)



Response	6	8	10	12	Total	
No	95.8	95.9	94.7	95.2	95.4	
Yes	4.2	4.1	5.3	4.8	4.6	
N of Valid	1201	1133	968	456	3758	
N of Miss	0	0	0	0	0	

Table 25: Think of where you live most of the time. Which of the following people live there with you? Sister(s)



Response	6	8	10	12	Total	
No	54.5	54.1	62.3	61.6	57.3	
Yes	45.5	45.9	37.7	38.4	42.7	
N of Valid	1201	1133	968	456	3758	
N of Miss	0	0	0	0	0	

Table 26: Think of where you live most of the time. Which of the following people live there with you? Stepsister(s)



Response	6	8	10	12	Total	
No	94.7	95.8	95.6	96.3	95.4	
Yes	5.3	4.2	4.4	3.7	4.6	
N of Valid	1201	1133	968	456	3758	
N of Miss	0	0	0	0	0	

Table 27: Think of where you live most of the time. Which of the following people live there with you? Other Children



Response	6	8	10	12	Total	
No	96.5	96.6	95.1	96.3	96.1	
Yes	3.5	3.4	4.9	3.7	3.9	
N of Valid	1201	1133	968	456	3758	
N of Miss	0	0	0	0	0	

Table 28: In my school, students have lots of chances to help decide things like class activities and rules.





Response	6	8	10	12	Total	
NO!	20.9	14.7	19.7	22.2	18.9	
no	43.8	38.3	35.1	35.0	38.8	
yes	30.9	41.0	37.4	35.0	36.1	
YES!	4.5	6.0	7.8	7.7	6.2	
N of Valid	1179	1124	965	454	3722	
N of Miss	21	9	3	2	35	

Table 29: Teachers ask me to work on special classroom projects.





Response	6	8	10	12	Total	
NO!	11.0	6.4	7.6	8.7	8.4	
no	32.9	41.6	45.4	40.2	39.7	
yes	43.3	43.2	41.5	44.4	42.9	
YES!	12.8	8.8	5.5	6.7	9.0	
N of Valid	1176	1125	964	450	3715	
N of Miss	24	7	4	6	41	

Table 30: My teacher(s) notices when I am doing a good job and lets me know about it.

Response	6	8	10	12	Total	
NO!	3.9	5.1	7.2	5.8	5.3	
no	17.1	20.6	25.8	19.6	20.7	
yes	47.9	53.3	54.5	60.0	52.7	
YES!	31.1	21.1	12.5	14.7	21.3	
N of Valid	1186	1124	961	450	3721	
N of Miss	15	8	7	6	36	

Table 31: There are lots of chances for students in my school to get involved in sports, clubs, and other school activities outside of class.

Response	6	8	10	12	Total	
NO!	5.8	0.9	2.1	1.1	2.8	
no	16.3	5.0	4.2	4.2	8.3	
yes	44.0	38.9	38.1	34.7	39.8	
YES!	33.8	55.3	55.6	60.0	49.2	
N of Valid	1176	1129	960	453	3718	
N of Miss	24	4	6	3	37	

Table 32: There are lots of chances for students in my school to talk with a teacher one-on-one.

Response	6	8	10	12	Total	
NO!	4.6	3.3	4.5	4.7	4.2	
no	19.9	19.9	22.1	17.3	20.2	
yes	47.1	53.4	55.1	50.3	51.5	
YES!	28.4	23.3	18.3	27.7	24.2	
N of Valid	1171	1123	960	451	3705	
N of Miss	29	8	7	5	49	

Table 33: I feel safe at my school.





Response	6	8	10	12	Total	
NO!	6.0	5.6	5.6	3.5	5.5	
no	8.6	11.7	9.7	5.3	9.4	
yes	41.0	53.8	59.3	54.9	51.3	
YES!	44.4	28.9	25.4	36.3	33.8	
N of Valid	1177	1124	958	452	3711	
N of Miss	23	8	7	4	42	

Table 34: The school lets my parents know when I have done something well.





Response	6	8	10	12	Total	
NO!	12.6	13.9	18.1	19.9	15.3	
no	35.7	44.1	50.2	47.1	43.4	
yes	36.5	33.1	25.1	27.0	31.3	
YES!	15.2	8.8	6.7	6.0	10.0	
N of Valid	1168	1120	958	452	3698	
N of Miss	32	13	9	4	58	

Table 35: My teachers praise me when I work hard in school.





Response	6	8	10	12	Total	
NO!	13.3	12.5	13.5	9.3	12.6	
no	36.3	38.7	42.8	38.0	38.9	
yes	37.7	41.3	36.6	45.1	39.4	
YES!	12.8	7.5	7.1	7.6	9.1	
N of Valid	1158	1120	961	450	3689	
N of Miss	42	13	7	6	68	

Table 36: Are your school grades better than the grades of most students in your class?





Response	6	8	10	12	Total	
NO!	6.9	6.8	6.3	5.8	6.6	
no	29.3	31.3	28.6	27.2	29.5	
yes	47.0	44.9	52.4	49.9	48.1	
YES!	16.7	17.0	12.7	17.1	15.8	
N of Valid	1159	1122	957	449	3687	
N of Miss	38	11	11	6	66	

Table 37: I have lots of chances to be part of class discussions or activities.





Response	6	8	10	12	Total	
NO!	4.9	3.6	2.2	2.2	3.5	
no	18.0	14.1	13.0	11.3	14.7	
yes	46.3	58.3	62.0	62.2	56.0	
YES!	30.8	23.9	22.8	24.2	25.8	
N of Valid	1175	1126	961	450	3712	
N of Miss	26	7	6	6	45	

Table 38: Now thinking back over the past year in school, how often did you: enjoy being in school?






Response	6	8	10	12	Total	
Never	6.2	8.1	6.4	10.6	7.4	
Seldom	8.6	9.9	13.5	12.4	10.7	
Sometimes	39.3	40.9	42.6	41.9	41.0	
Often	25.2	28.0	28.0	27.5	27.1	
Almost always	20.6	13.1	9.5	7.5	13.9	
N of Valid	1185	1123	962	451	3721	
N of Miss	15	9	5	5	34	

Table 39: Now thinking back over the past year in school, how often did you: hate being in school?


Response	6	8	10	12	Total	
Never	16.7	7.9	7.0	3.8	10.0	
Seldom	24.0	25.7	23.5	23.8	24.3	
Sometimes	35.7	37.5	39.5	41.8	38.0	
Often	14.4	17.9	21.0	18.9	17.7	
Almost always	9.2	11.0	9.0	11.8	10.0	
N of Valid	1172	1122	962	450	3706	
N of Miss	27	10	6	6	49	

Table 40: Now thinking back over the past year in school, how often did you: try to do your best work in school?


Response	6	8	10	12	Total	
Never	0.0	0.5	0.9	0.9	0.5	
Seldom	1.4	1.5	2.1	3.1	1.8	
Sometimes	4.9	10.6	17.5	20.3	11.8	
Often	16.5	29.7	36.1	39.0	28.3	
Almost always	77.3	57.6	43.5	36.7	57.6	
N of Valid	1166	1119	957	449	3691	
N of Miss	35	14	11	7	67	

Table 41: How often do you feel that the school work you are assigned is meaningful and important?


Response	6	8	10	12	Total	
Never	6.2	5.1	6.5	5.8	5.9	
Seldom	10.3	14.4	20.2	23.5	15.7	
Sometimes	28.9	34.3	38.4	39.4	34.3	
Often	27.7	30.7	24.6	23.3	27.3	
Almost always	26.9	15.5	10.4	8.1	16.9	
N of Valid	1162	1120	961	447	3690	
N of Miss	37	12	7	9	65	

Table 42: Putting them all together, what were your grades like last year?






Response	6	8	10	12	Total	
Mostly F's	1.1	0.7	0.7	1.1	0.9	
Mostly D's	1.7	4.0	4.0	2.7	3.1	
Mostly C's	9.7	16.0	19.6	18.8	15.3	
Mostly B's	35.7	36.7	39.7	44.1	38.1	
Mostly A's	51.7	42.5	35.9	33.3	42.6	
N of Valid	1149	1087	957	447	3640	
N of Miss	12	10	5	6	33	

Table 43: How important do you think the things you are learning in school are going to be for your later life?






Response	6	8	10	12	Total	
Very important	49.4	35.9	24.4	16.9	34.9	
Quite important	27.0	30.4	26.5	23.7	27.5	
Fairly important	16.9	23.0	31.5	35.3	24.7	
Slightly important	5.6	9.0	15.1	21.3	11.0	
Not at all important	1.2	1.7	2.5	2.9	1.9	
N of Valid	1185	1124	959	451	3719	
N of Miss	16	8	9	5	38	

Table 44: How interesting are most of your courses to you?






Response	6	8	10	12	Total	
Very interesting and stimulating	14.2	10.2	8.1	8.0	10.7	
Quite interesting	33.2	28.3	21.9	24.4	27.7	
Fairly interesting	35.3	40.4	43.7	41.0	39.7	
Slightly dull	12.6	15.4	19.0	20.8	16.1	
Very dull	4.7	5.7	7.3	5.8	5.8	
N of Valid	1148	1122	959	451	3680	
N of Miss	52	9	8	5	74	

Table 45: During the LAST FOUR WEEKS how many whole days of school have you missed because you skipped or 'cut'?








Response	6	8	10	12	Total	
None	73.5	78.5	68.1	63.9	72.5	
1	12.1	9.8	14.6	14.9	12.4	
2	6.5	5.3	7.8	8.9	6.8	
3	3.2	3.9	4.3	5.3	4.0	
4-5	3.8	1.6	2.8	3.3	2.8	
6-10	0.8	0.5	1.5	1.8	1.0	
11 or more	0.1	0.4	0.9	2.0	0.6	
N of Valid	1182	1124	960	451	3717	
N of Miss	19	8	8	5	40	

Table 46: What are the chances you would be seen as cool if you: smoked cigarettes?






Response	6	8	10	12	Total	
No or very little chance	89.9	73.5	57.9	54.3	72.3	
Little chance	6.0	15.5	20.4	24.7	14.9	
Some chance	2.1	7.1	15.6	14.0	8.6	
Pretty good chance	1.3	2.6	4.9	4.7	3.0	
Very good chance	0.8	1.3	1.2	2.2	1.2	
N of Valid	1158	1119	955	449	3681	
N of Miss	30	10	10	7	57	

Table 47: What are the chances you would be seen as cool if you: worked hard at school?






Response	6	8	10	12	Total	
No or very little chance	6.3	11.1	10.4	15.8	10.0	
Little chance	9.3	13.7	21.8	24.1	15.7	
Some chance	18.6	23.6	29.6	30.6	24.4	
Pretty good chance	27.5	29.6	22.9	19.9	26.0	
Very good chance	38.3	22.0	15.3	9.6	23.9	
N of Valid	1167	1116	957	448	3688	
N of Miss	33	16	10	8	67	

Table 48: What are the chances you would be seen as cool if you: began drinking alcoholic beverages regularly, that is, at least once or twice a month?






Response	6	8	10	12	Total	
No or very little chance	86.8	66.3	39.5	35.9	62.1	
Little chance	6.8	16.0	17.2	17.4	13.6	
Some chance	3.3	10.3	20.9	21.2	12.1	
Pretty good chance	2.6	6.0	16.2	18.7	9.1	
Very good chance	0.6	1.4	6.3	6.9	3.1	
N of Valid	1169	1118	958	449	3694	
N of Miss	32	14	10	7	63	

Table 49: What are the chances you would be seen as cool if you: defended someone who was being verbally abused at school?






Response	6	8	10	12	Total	
No or very little chance	15.7	10.7	11.5	11.6	12.6	
Little chance	9.2	11.7	14.9	14.2	12.1	
Some chance	18.2	22.0	28.1	33.3	23.8	
Pretty good chance	23.2	31.3	28.1	28.4	27.6	
Very good chance	33.5	24.2	17.4	12.4	23.9	
N of Valid	1157	1118	958	450	3683	
N of Miss	43	14	10	6	73	

Table 50: What are the chances you would be seen as cool if you: smoked marijuana?






Response	6	8	10	12	Total	
No or very little chance	92.5	74.9	47.9	45.6	69.9	
Little chance	2.8	9.7	16.0	17.9	10.2	
Some chance	2.0	8.1	16.1	16.3	9.2	
Pretty good chance	1.5	4.7	11.3	13.4	6.4	
Very good chance	1.2	2.6	8.7	6.7	4.2	
N of Valid	1163	1113	955	447	3678	
N of Miss	38	20	13	8	79	

Table 51: What are the chances you would be seen as cool if you: carried a handgun?






Response	6	8	10	12	Total	
No or very little chance	84.9	76.6	72.6	76.1	78.1	
Little chance	7.9	11.3	15.0	12.5	11.3	
Some chance	2.8	6.2	6.1	6.3	5.1	
Pretty good chance	2.8	3.8	3.5	2.7	3.2	
Very good chance	1.7	2.1	2.8	2.5	2.2	
N of Valid	1157	1111	953	447	3668	
N of Miss	42	19	14	9	84	

Table 52: What are the chances you would be seen as cool if you: regularly volunteered to do community service?






Response	6	8	10	12	Total	
No or very little chance	20.4	23.1	25.2	29.6	23.6	
Little chance	17.6	22.7	24.7	24.4	21.8	
Some chance	23.2	27.5	26.6	24.9	25.6	
Pretty good chance	19.1	16.2	15.0	14.4	16.6	
Very good chance	19.7	10.5	8.6	6.7	12.4	
N of Valid	1163	1116	956	450	3685	
N of Miss	36	17	12	6	71	

Table 53: Think of your four best friends (the friends you feel closest to). In the past year (12 months), how many of your best friends have: participated in clubs, organizations or activities at school?






Response	6	8	10	12	Total	
0	19.4	9.6	10.1	11.4	13.0	
1	14.9	10.9	12.8	10.5	12.6	
2	19.4	18.1	23.6	17.2	19.8	
3	17.0	19.9	18.0	15.6	18.0	
4	29.3	41.4	35.5	45.3	36.5	
N of Valid	1146	1109	953	448	3656	
N of Miss	49	23	15	8	95	

Table 54: Think of your four best friends (the friends you feel closest to). In the past year (12 months), how many of your best friends have: smoked cigarettes?






Response	6	8	10	12	Total	
0	93.1	76.1	52.7	43.0	71.4	
1	3.8	11.4	19.8	19.2	12.1	
2	1.8	6.3	11.8	13.6	7.2	
3	0.4	2.3	7.6	9.8	4.0	
4	0.9	3.8	8.2	14.5	5.3	
N of Valid	1172	1111	953	449	3685	
N of Miss	28	20	15	7	70	

Table 55: Think of your four best friends (the friends you feel closest to). In the past year (12 months), how many of your best friends have: tried beer, wine or hard liquor (for example, vodka, whiskey, or gin) when their parents didn't know about it?






Response	6	8	10	12	Total	
0	87.5	60.8	32.4	26.6	57.7	
1	7.7	15.9	18.8	12.0	13.6	
2	1.9	8.9	14.2	14.9	8.8	
3	1.1	5.8	13.0	16.0	7.4	
4	1.8	8.6	21.6	30.6	12.5	
N of Valid	1166	1112	953	451	3682	
N of Miss	35	20	15	5	75	

Table 56: Think of your four best friends (the friends you feel closest to). In the past year (12 months), how many of your best friends have: made a commitment to stay drug-free?






Response	6	8	10	12	Total	
0	9.7	16.0	29.0	31.6	19.3	
1	6.0	7.4	17.1	16.0	10.5	
2	7.6	10.1	13.0	14.9	10.7	
3	9.9	12.2	10.6	10.7	10.9	
4	66.8	54.2	30.3	26.7	48.6	
N of Valid	1158	1105	952	449	3664	
N of Miss	37	27	15	7	86	

Table 57: Think of your four best friends (the friends you feel closest to). In the past year (12 months), how many of your best friends have: used marijuana?


Response	6	8	10	12	Total	
0	95.8	81.7	52.9	51.1	74.9	
1	2.5	7.9	16.1	17.6	9.5	
2	0.4	4.0	11.6	10.4	5.6	
3	0.3	3.0	8.2	6.9	4.0	
4	1.0	3.4	11.3	14.0	6.0	
N of Valid	1154	1103	951	450	3658	
N of Miss	41	27	16	6	90	

Table 58: Think of your four best friends (the friends you feel closest to). In the past year (12 months), how many of your best friends have: tried to do well in school?


Response	6	8	10	12	Total	
0	2.4	2.7	3.1	3.6	2.8	
1	3.5	4.1	7.9	6.9	5.2	
2	6.9	11.7	14.1	20.0	11.8	
3	16.2	21.5	22.9	21.3	20.2	
4	71.0	60.0	52.1	48.2	60.0	
N of Valid	1158	1106	949	450	3663	
N of Miss	37	24	18	6	85	

Table 59: Think of your four best friends (the friends you feel closest to). In the past year (12 months), how many of your best friends have: used LSD, cocaine, amphetamines, or other illegal drugs?


Response	6	8	10	12	Total	
0	97.3	91.0	80.9	85.6	89.7	
1	1.5	4.6	10.1	6.2	5.3	
2	0.6	2.2	4.1	4.0	2.4	
3	0.3	1.1	2.2	1.3	1.1	
4	0.3	1.2	2.7	2.9	1.5	
N of Valid	1163	1109	951	451	3674	
N of Miss	38	24	17	5	84	

Table 60: Think of your four best friends (the friends you feel closest to). In the past year (12 months), how many of your best friends have: been suspended from school?






Response	6	8	10	12	Total	
0	73.4	64.2	68.6	75.1	69.6	
1	15.7	16.5	14.7	13.6	15.4	
2	5.9	9.2	8.1	7.1	7.6	
3	1.9	5.2	4.0	2.2	3.5	
4	3.2	5.0	4.6	2.0	4.0	
N of Valid	1162	1103	948	450	3663	
N of Miss	38	27	19	6	90	

Table 61: Think of your four best friends (the friends you feel closest to). In the past year (12 months), how many of your best friends have: liked school?






Response	6	8	10	12	Total	
0	15.8	23.0	30.7	31.5	23.8	
1	13.8	13.2	15.5	15.0	14.2	
2	23.7	22.0	22.5	23.7	22.9	
3	20.7	20.3	15.8	13.4	18.4	
4	26.1	21.5	15.6	16.3	20.8	
N of Valid	1162	1100	951	447	3660	
N of Miss	33	31	17	9	90	

Table 62: Think of your four best friends (the friends you feel closest to). In the past year (12 months), how many of your best friends have: carried a handgun?






Response	6	8	10	12	Total	
0	95.8	93.9	91.0	93.1	93.7	
1	2.1	4.1	5.4	4.4	3.8	
2	0.9	0.5	1.8	1.3	1.1	
3	0.3	0.9	0.6	0.0	0.5	
4	0.9	0.5	1.3	1.1	0.9	
N of Valid	1169	1103	951	451	3674	
N of Miss	32	29	17	5	83	

Table 63: Think of your four best friends (the friends you feel closest to). In the past year (12 months), how many of your best friends have: sold illegal drugs?






Response	6	8	10	12	Total	
0	97.6	93.3	80.4	83.7	90.2	
1	1.0	4.4	11.5	8.2	5.6	
2	0.3	1.4	4.2	5.1	2.2	
3	0.5	0.5	1.3	1.8	0.9	
4	0.5	0.5	2.6	1.1	1.1	
N of Valid	1166	1101	949	449	3665	
N of Miss	33	32	19	7	91	

Table 64: Think of your four best friends (the friends you feel closest to). In the past year (12 months), how many of your best friends have: regularly attended religious services?






Response	6	8	10	12	Total	
0	21.4	12.8	13.6	17.6	16.3	
1	9.9	9.1	11.8	16.1	10.9	
2	15.5	15.2	21.8	21.0	17.7	
3	17.3	23.8	19.6	18.3	20.0	
4	35.9	39.1	33.2	27.0	35.1	
N of Valid	1125	1098	952	448	3623	
N of Miss	73	35	16	8	132	

Table 65: Think of your four best friends (the friends you feel closest to). In the past year (12 months), how many of your best friends have: stolen or tried to steal a motor vehicle such as a car or motorcycle?






Response	6	8	10	12	Total	
0	95.9	95.0	93.0	94.0	94.6	
1	2.7	3.0	4.1	3.8	3.3	
2	0.8	1.2	1.4	1.8	1.2	
3	0.1	0.5	0.8	0.4	0.4	
4	0.5	0.4	0.7	0.0	0.5	
N of Valid	1172	1107	951	450	3680	
N of Miss	29	26	17	6	78	

Table 66: Think of your four best friends (the friends you feel closest to). In the past year (12 months), how many of your best friends have: been arrested?






Response	6	8	10	12	Total	
0	91.8	80.2	73.2	74.2	81.3	
1	5.4	11.8	15.3	15.1	11.1	
2	1.5	4.5	6.5	6.4	4.3	
3	0.9	1.7	2.5	2.4	1.8	
4	0.4	1.7	2.5	1.8	1.5	
N of Valid	1171	1101	950	450	3672	
N of Miss	30	32	18	6	86	

Table 67: Think of your four best friends (the friends you feel closest to). In the past year (12 months), how many of your best friends have: dropped out of school?






Response	6	8	10	12	Total	
0	95.4	96.5	91.0	84.4	93.2	
1	3.6	2.1	6.7	10.7	4.8	
2	0.6	0.8	1.4	3.3	1.2	
3	0.0	0.5	0.6	0.7	0.4	
4	0.4	0.2	0.3	0.9	0.4	
N of Valid	1170	1104	952	450	3676	
N of Miss	31	29	16	6	82	

Table 68: Think of your four best friends (the friends you feel closest to). In the past year (12 months), how many of your best friends have: been members of a gang?






Response	6	8	10	12	Total	
0	90.9	87.7	86.0	90.4	88.6	
1	5.4	5.9	5.2	4.4	5.4	
2	1.3	2.9	2.2	2.2	2.1	
3	0.8	1.3	2.1	1.3	1.3	
4	1.6	2.3	4.5	1.6	2.6	
N of Valid	1169	1105	948	450	3672	
N of Miss	32	28	19	6	85	

Table 69: How old were you when you first: smoked marijuana?


Response	6	8	10	12	Total	
Never	98.8	92.6	73.2	66.9	86.4	
10 or younger	0.3	0.7	2.3	1.1	1.1	
11	0.7	1.5	1.9	0.7	1.2	
12	0.2	1.6	3.3	3.8	1.8	
13	0.0	3.1	4.7	4.7	2.7	
14	0.0	0.5	6.0	5.1	2.3	
15	0.0	0.0	7.1	6.2	2.6	
16	0.0	0.0	1.4	6.9	1.2	
17 or older	0.0	0.0	0.1	4.7	0.6	
N of Valid	1178	1104	953	450	3685	
N of Miss	23	28	14	6	71	

Table 70: How old were you when you first: smoked a cigarette, even just a puff?


Response	6	8	10	12	Total	
Never	92.4	80.6	63.1	50.6	76.2	
10 or younger	5.5	7.7	8.9	7.8	7.3	
11	1.5	4.2	4.4	3.1	3.3	
12	0.5	3.8	4.6	5.6	3.2	
13	0.1	3.0	6.6	6.0	3.4	
14	0.0	0.7	5.8	6.5	2.5	
15	0.0	0.0	5.8	6.0	2.2	
16	0.0	0.0	0.8	7.6	1.1	
17 or older	0.0	0.0	0.0	6.9	0.8	
N of Valid	1173	1102	954	449	3678	
N of Miss	28	29	12	7	76	

Table 71: How old were you when you first: had more than a sip or two of beer, wine or hard liquor (for example, vodka, whiskey, or gin)?










Response	6	8	10	12	Total	
Never	82.2	63.9	39.2	31.1	59.3	
10 or younger	11.6	10.9	8.5	5.6	9.8	
11	4.9	5.6	3.9	3.3	4.6	
12	1.3	7.9	7.2	4.9	5.2	
13	0.0	9.6	12.8	8.4	7.2	
14	0.0	1.6	12.8	9.1	4.9	
15	0.0	0.4	13.9	11.8	5.2	
16	0.0	0.0	1.7	15.6	2.3	
17 or older	0.0	0.1	0.1	10.2	1.3	
N of Valid	1170	1092	955	450	3667	
N of Miss	27	36	12	6	81	

Table 72: How old were you when you first: began drinking alcoholic beverages regularly, that is, at least once or twice a month?










Response	6	8	10	12	Total	
Never	98.5	93.3	77.0	66.6	87.5	
10 or younger	0.7	1.8	0.5	0.4	1.0	
11	0.3	0.9	0.8	0.7	0.7	
12	0.5	1.6	1.8	0.9	1.2	
13	0.0	1.8	3.4	2.4	1.7	
14	0.0	0.5	5.8	2.9	2.0	
15	0.0	0.0	8.3	7.8	3.1	
16	0.0	0.0	2.2	8.5	1.6	
17 or older	0.0	0.0	0.2	9.8	1.3	
N of Valid	1175	1103	952	449	3679	
N of Miss	25	30	16	7	78	

Table 73: How old were you when you first: used phenoxydine (pox, px, breeze)?


Response	6	8	10	12	Total	
Never	100.0	100.0	100.0	100.0	100.0	
10 or younger	0.0	0.0	0.0	0.0	0.0	
11	0.0	0.0	0.0	0.0	0.0	
12	0.0	0.0	0.0	0.0	0.0	
13	0.0	0.0	0.0	0.0	0.0	
14	0.0	0.0	0.0	0.0	0.0	
15	0.0	0.0	0.0	0.0	0.0	
16	0.0	0.0	0.0	0.0	0.0	
17 or older	0.0	0.0	0.0	0.0	0.0	
N of Valid	1145	1099	952	450	3646	
N of Miss	56	34	13	6	109	

Table 74: How old were you when you first: got suspended from school?










Response	6	8	10	12	Total	
Never	90.6	84.8	76.9	83.1	84.4	
10 or younger	6.5	5.4	4.9	2.0	5.2	
11	2.5	3.0	2.7	0.9	2.5	
12	0.4	3.1	3.4	2.4	2.2	
13	0.0	2.9	3.8	2.9	2.2	
14	0.0	0.6	4.8	2.2	1.7	
15	0.0	0.1	2.8	4.2	1.3	
16	0.0	0.0	0.6	1.3	0.3	
17 or older	0.0	0.0	0.0	0.9	0.1	
N of Valid	1178	1102	952	449	3681	
N of Miss	23	30	15	6	74	

Table 75: How old were you when you first: got arrested?










Response	6	8	10	12	Total	
Never	98.4	94.5	89.1	88.5	93.6	
10 or younger	0.9	0.6	0.3	0.2	0.6	
11	0.4	0.9	0.6	0.2	0.6	
12	0.3	1.7	1.4	0.4	1.0	
13	0.0	1.6	1.9	0.9	1.1	
14	0.0	0.5	3.9	1.6	1.4	
15	0.0	0.1	2.2	3.3	1.0	
16	0.0	0.0	0.5	3.3	0.5	
17 or older	0.0	0.0	0.0	1.6	0.2	
N of Valid	1175	1101	948	451	3675	
N of Miss	25	31	19	5	80	

Table 76: How old were you when you first: carried a handgun?










Response	6	8	10	12	Total	
Never	96.4	95.0	94.2	96.0	95.4	
10 or younger	2.0	2.1	0.8	0.9	1.6	
11	1.3	0.6	0.5	0.0	0.7	
12	0.3	0.9	0.4	0.4	0.5	
13	0.0	0.7	0.8	0.0	0.4	
14	0.0	0.5	1.2	0.2	0.5	
15	0.0	0.2	1.2	0.7	0.4	
16	0.0	0.0	0.7	0.7	0.3	
17 or older	0.0	0.0	0.1	1.1	0.2	
N of Valid	1177	1100	952	449	3678	
N of Miss	24	33	16	7	80	

Table 77: How old were you when you first: attacked someone with the idea of seriously hurting them?


Response	6	8	10	12	Total	
Never	88.5	83.3	78.7	82.9	83.7	
10 or younger	6.0	4.9	4.5	1.8	4.8	
11	4.3	1.8	2.1	0.7	2.6	
12	1.0	4.8	2.4	1.6	2.6	
13	0.1	3.6	3.8	3.1	2.5	
14	0.1	1.3	3.0	2.0	1.4	
15	0.0	0.3	4.1	2.7	1.5	
16	0.0	0.0	1.4	2.4	0.7	
17 or older	0.0	0.0	0.0	2.9	0.4	
N of Valid	1176	1101	953	450	3680	
N of Miss	23	31	13	6	73	

Table 78: How old were you when you first: belonged to a gang?


Response	6	8	10	12	Total	
Never	97.5	95.8	94.1	95.3	95.9	
10 or younger	0.9	0.8	1.2	0.4	0.9	
11	1.2	1.4	0.3	0.0	0.9	
12	0.4	0.9	0.6	0.4	0.6	
13	0.0	0.6	1.6	0.9	0.7	
14	0.0	0.4	1.2	0.9	0.5	
15	0.0	0.1	0.7	0.2	0.2	
16	0.0	0.0	0.3	1.1	0.2	
17 or older	0.0	0.0	0.0	0.7	0.1	
N of Valid	1174	1101	952	451	3678	
N of Miss	27	32	15	5	79	

Table 79: How wrong do you think it is for someone your age to: take a handgun to school?





Response	6	8	10	12	Total	
Very wrong	92.2	85.7	85.5	89.3	88.2	
Wrong	6.1	11.1	11.3	7.6	9.1	
A little bit wrong	1.1	2.5	3.0	2.2	2.2	
Not wrong at all	0.5	0.6	0.2	0.9	0.5	
N of Valid	1187	1104	959	450	3700	
N of Miss	14	29	9	6	58	

Table 80: How wrong do you think it is for someone your age to: steal anything worth more than \$5?





Response	6	8	10	12	Total	
Very wrong	67.9	56.3	48.4	57.7	58.1	
Wrong	25.9	33.0	37.4	32.3	31.8	
A little bit wrong	5.6	9.4	12.5	8.7	8.9	
Not wrong at all	0.6	1.3	1.7	1.3	1.2	
N of Valid	1186	1101	958	449	3694	
N of Miss	14	30	10	7	61	

Table 81: How wrong do you think it is for someone your age to: pick a fight with someone?





Response	6	8	10	12	Total	
Very wrong	55.8	38.4	31.1	32.5	41.4	
Wrong	28.7	33.7	35.5	36.7	33.0	
A little bit wrong	12.1	22.5	25.8	25.4	20.4	
Not wrong at all	3.3	5.4	7.6	5.3	5.3	
N of Valid	1177	1094	958	449	3678	
N of Miss	24	39	9	7	79	

Table 82: How wrong do you think it is for someone your age to: attack someone with the idea of seriously hurting them?





Response	6	8	10	12	Total	
Very wrong	82.9	67.0	57.5	61.0	68.9	
Wrong	12.1	21.9	25.3	25.4	20.1	
A little bit wrong	2.9	7.9	13.3	9.8	7.9	
Not wrong at all	2.1	3.2	4.0	3.8	3.1	
N of Valid	1187	1101	957	449	3694	
N of Miss	13	32	11	7	63	

Table 83: How wrong do you think it is for someone your age to: stay away from school all day when their parents think they are at school?





Response	6	8	10	12	Total	
Very wrong	82.5	64.2	40.1	33.1	60.0	
Wrong	13.3	24.6	33.7	33.6	24.4	
A little bit wrong	3.0	9.1	20.9	27.3	12.4	
Not wrong at all	1.2	2.1	5.3	6.0	3.1	
N of Valid	1184	1102	956	450	3692	
N of Miss	17	31	11	6	65	

Table 84: How wrong do you think it is for someone your age to: drink beer, wine or hard liquor (for example, vodka, whiskey, or gin) regularly?





Response	6	8	10	12	Total	
Very wrong	89.9	71.0	42.5	31.7	64.9	
Wrong	6.9	16.7	22.9	24.6	16.1	
A little bit wrong	2.4	9.0	23.5	27.2	12.8	
Not wrong at all	0.8	3.4	11.1	16.5	6.2	
N of Valid	1183	1103	957	448	3691	
N of Miss	18	29	11	7	65	

Table 85: How wrong do you think it is for someone your age to: smoke cigarettes?





Response	6	8	10	12	Total	
Very wrong	91.2	77.1	53.5	39.0	70.9	
Wrong	6.9	13.2	22.4	22.9	14.7	
A little bit wrong	1.4	5.9	14.7	21.2	8.6	
Not wrong at all	0.5	3.8	9.4	16.9	5.8	
N of Valid	1184	1102	956	449	3691	
N of Miss	17	31	12	7	67	

Table 86: How wrong do you think it is for someone your age to: smoke marijuana?





Response	6	8	10	12	Total	
Very wrong	95.5	85.2	56.8	54.0	77.4	
Wrong	2.9	7.5	18.6	18.2	10.2	
A little bit wrong	0.8	3.5	13.1	15.1	6.6	
Not wrong at all	0.8	3.7	11.5	12.7	5.9	
N of Valid	1186	1101	957	450	3694	
N of Miss	15	32	11	6	64	

Table 87: How wrong do you think it is for someone your age to: use LSD, cocaine, amphetamines or another illegal drug?





Response	6	8	10	12	Total	
Very wrong	97.9	93.0	85.9	86.5	91.9	
Wrong	1.5	4.5	9.6	10.4	5.6	
A little bit wrong	0.4	1.5	2.9	1.6	1.5	
Not wrong at all	0.2	1.1	1.6	1.6	1.0	
N of Valid	1180	1100	958	451	3689	
N of Miss	21	32	10	5	68	

Table 88: At school during the past 12 months, did you receive help from the resource teacher, speech therapist or other special education teacher?



Response	6	8	10	12	Total	
No	80.0	87.1	89.8	90.4	86.0	
Yes	20.0	12.9	10.2	9.6	14.0	
N of Valid	1135	1072	940	447	3594	
N of Miss	66	61	28	9	164	

Table 89: How many times in the past year (12 months) have you: been suspended from school?







Response	6	8	10	12	Total	
Never	95.1	91.0	88.9	93.3	92.1	
1 to 2 times	3.8	7.3	9.5	6.4	6.6	
3 to 5 times	0.8	1.2	1.4	0.2	1.0	
6 to 9 times	0.2	0.1	0.1	0.0	0.1	
10 to 19 times	0.1	0.2	0.0	0.0	0.1	
20 to 29 times	0.0	0.1	0.0	0.0	0.0	
30 to 39 times	0.0	0.0	0.0	0.0	0.0	
40+ times	0.0	0.2	0.1	0.0	0.1	
N of Valid	1183	1102	958	451	3694	
N of Miss	15	31	9	5	60	

Table 90: How many times in the past year (12 months) have you: carried a handgun?








Response	6	8	10	12	Total	
Never	96.4	96.0	95.3	96.4	96.0	
1 to 2 times	2.2	1.9	1.8	1.6	1.9	
3 to 5 times	0.7	0.5	0.9	1.1	0.7	
6 to 9 times	0.4	0.5	0.4	0.4	0.4	
10 to 19 times	0.1	0.4	0.5	0.0	0.3	
20 to 29 times	0.0	0.3	0.3	0.0	0.2	
30 to 39 times	0.0	0.0	0.0	0.0	0.0	
40+ times	0.3	0.5	0.7	0.4	0.5	
N of Valid	1185	1102	958	450	3695	
N of Miss	16	31	9	6	62	

Table 91: How many times in the past year (12 months) have you: sold illegal drugs?

Response	6	8	10	12	Total	
Never	99.8	98.4	93.8	92.9	97.0	
1 to 2 times	0.1	0.6	2.0	2.9	1.1	
3 to 5 times	0.1	0.5	0.8	1.3	0.5	
6 to 9 times	0.0	0.2	1.0	0.2	0.4	
10 to 19 times	0.0	0.2	0.8	1.6	0.5	
20 to 29 times	0.0	0.0	0.3	0.0	0.1	
30 to 39 times	0.0	0.0	0.1	0.2	0.1	
40+ times	0.0	0.2	1.0	0.9	0.4	
N of Valid	1177	1094	953	449	3673	
N of Miss	24	39	15	7	85	

Table 92: How many times in the past year (12 months) have you: stolen or tried to steal a motor vehicle such as a car or motorcycle?

Response	6	8	10	12	Total	
Never	98.4	98.6	97.8	98.0	98.3	
1 to 2 times	1.4	0.8	1.7	1.1	1.2	
3 to 5 times	0.0	0.4	0.3	0.4	0.2	
6 to 9 times	0.3	0.2	0.1	0.0	0.2	
10 to 19 times	0.0	0.0	0.0	0.2	0.0	
20 to 29 times	0.0	0.0	0.0	0.0	0.0	
30 to 39 times	0.0	0.0	0.0	0.0	0.0	
40+ times	0.0	0.0	0.1	0.2	0.1	
N of Valid	1182	1098	958	450	3688	
N of Miss	17	33	10	6	66	

Table 93: How many times in the past year (12 months) have you: participated in clubs, organizations or activities at school?









Response	6	8	10	12	Total	
Never	28.7	22.0	20.3	24.6	24.0	
1 to 2 times	27.0	21.8	18.4	12.5	21.4	
3 to 5 times	19.4	17.5	16.1	9.4	16.7	
6 to 9 times	9.6	8.7	9.8	9.6	9.4	
10 to 19 times	6.2	8.8	9.6	9.2	8.2	
20 to 29 times	2.0	3.9	4.9	10.3	4.3	
30 to 39 times	1.1	1.6	3.2	3.6	2.1	
40+ times	5.9	15.8	17.7	21.0	13.8	
N of Valid	1176	1097	958	448	3679	
N of Miss	22	36	10	8	76	

Table 94: How many times in the past year (12 months) have you: been arrested?






Response	6	8	10	12	Total	
Never	98.5	95.5	92.0	93.8	95.4	
1 to 2 times	1.1	3.6	6.6	5.8	3.9	
3 to 5 times	0.4	0.5	0.9	0.2	0.5	
6 to 9 times	0.0	0.2	0.3	0.0	0.1	
10 to 19 times	0.0	0.1	0.0	0.0	0.0	
20 to 29 times	0.0	0.0	0.0	0.2	0.0	
30 to 39 times	0.0	0.0	0.0	0.0	0.0	
40+ times	0.0	0.1	0.1	0.0	0.1	
N of Valid	1184	1097	955	450	3686	
N of Miss	16	35	13	6	70	

Table 95: How many times in the past year (12 months) have you: done extra work on your own for school?









Response	6	8	10	12	Total	
Never	27.5	28.8	32.0	31.6	29.6	
1 to 2 times	31.9	27.8	23.3	21.3	27.1	
3 to 5 times	15.8	15.9	16.7	15.8	16.0	
6 to 9 times	9.9	10.6	10.4	12.7	10.6	
10 to 19 times	5.1	6.1	8.2	6.4	6.4	
20 to 29 times	2.9	4.2	3.9	5.3	3.8	
30 to 39 times	1.5	1.3	1.6	2.0	1.5	
40+ times	5.5	5.3	4.1	4.9	5.0	
N of Valid	1174	1096	954	450	3674	
N of Miss	25	36	13	6	80	

Table 96: How many times in the past year (12 months) have you: attacked someone with the idea of seriously hurting them?








Response	6	8	10	12	Total	
Never	89.2	84.7	83.9	90.2	86.6	
1 to 2 times	8.1	10.2	10.9	7.3	9.4	
3 to 5 times	1.1	2.7	2.9	0.9	2.0	
6 to 9 times	0.4	0.7	0.8	1.3	0.7	
10 to 19 times	0.5	0.5	0.7	0.2	0.5	
20 to 29 times	0.1	0.5	0.3	0.0	0.2	
30 to 39 times	0.0	0.1	0.0	0.0	0.0	
40+ times	0.6	0.5	0.4	0.0	0.5	
N of Valid	1176	1098	956	449	3679	
N of Miss	23	35	12	6	76	

Table 97: How many times in the past year (12 months) have you: been drunk or high at school?









Response	6	8	10	12	Total	
Never	98.4	95.2	86.8	85.4	92.8	
1 to 2 times	0.9	2.7	5.5	6.0	3.3	
3 to 5 times	0.2	1.0	2.5	2.4	1.3	
6 to 9 times	0.3	0.4	1.0	1.6	0.7	
10 to 19 times	0.1	0.3	1.8	0.7	0.7	
20 to 29 times	0.0	0.1	0.6	0.9	0.3	
30 to 39 times	0.1	0.1	0.4	0.4	0.2	
40+ times	0.1	0.3	1.3	2.7	0.8	
N of Valid	1178	1093	955	451	3677	
N of Miss	23	39	12	5	79	

Table 98: How many times in the past year (12 months) have you: volunteered to do community service?









Response	6	8	10	12	Total	
Never	52.9	51.4	43.0	43.7	48.7	
1 to 2 times	22.7	24.1	22.1	16.2	22.2	
3 to 5 times	10.7	11.8	16.7	14.2	13.0	
6 to 9 times	5.3	5.5	7.5	8.2	6.3	
10 to 19 times	3.5	3.6	4.6	9.5	4.5	
20 to 29 times	1.2	0.9	2.7	4.0	1.8	
30 to 39 times	0.8	0.7	1.3	1.1	0.9	
40+ times	2.9	2.1	2.1	3.1	2.5	
N of Valid	1175	1096	956	451	3678	
N of Miss	23	35	12	5	75	

Table 99: How many times in the past year (12 months) have you: taken a handgun to school?


Response	6	8	10	12	Total	
Never	99.8	99.8	98.5	98.9	99.4	
1 to 2 times	0.1	0.2	0.6	0.7	0.3	
3 to 5 times	0.0	0.0	0.3	0.0	0.1	
6 to 9 times	0.0	0.0	0.0	0.2	0.0	
10 to 19 times	0.0	0.0	0.2	0.0	0.1	
20 to 29 times	0.0	0.0	0.0	0.0	0.0	
30 to 39 times	0.0	0.0	0.0	0.0	0.0	
40+ times	0.1	0.0	0.3	0.2	0.1	
N of Valid	1180	1100	955	451	3686	
N of Miss	21	33	12	5	71	

Table 100: Are you currently on probation, or assigned a probation officer with Juvenile Court?


Response	6	8	10	12	Total	
No	98.2	97.0	94.2	96.9	96.6	
Yes	1.8	3.0	5.8	3.1	3.4	
N of Valid	1006	1017	884	420	3327	
N of Miss	195	116	84	36	431	

Table 101: Have you ever belonged to a gang?


Response	6	8	10	12	Total	
No	94.9	93.1	91.7	92.7	93.3	
No, but would like to	0.8	1.1	0.9	2.9	1.2	
Yes, in the past	2.4	4.0	3.4	2.2	3.1	
Yes, belong now	1.2	1.7	3.2	2.0	2.0	
Yes, but would like to get out	0.6	0.1	0.7	0.2	0.4	
N of Valid	1186	1102	954	450	3692	
N of Miss	14	31	14	6	65	

Table 102: If you have ever belonged to a gang, did that gang have a name?




Response	6	8	10	12	Total	
No	7.6	7.4	9.7	13.9	8.8	
Yes	3.4	5.1	7.1	4.7	5.0	
I have never belonged to a gang	89.0	87.5	83.2	81.4	86.1	
N of Valid	1163	1083	940	446	3632	
N of Miss	35	43	24	8	110	

Table 103: How many times have you done the following things? done what feels good no matter what.







Response	6	8	10	12	Total	
Never	39.8	39.6	27.3	26.5	34.8	
I've done it, but not in the past year	15.6	15.1	12.8	12.8	14.4	
Less than once a month	7.5	9.4	14.8	16.6	11.1	
About once a month	6.3	7.2	10.2	9.0	7.9	
2 or 3 times a month	9.2	7.3	12.1	14.3	10.0	
Once a week or more	21.5	21.4	22.7	20.9	21.7	
N of Valid	1137	1081	951	446	3615	
N of Miss	62	52	17	9	140	

Table 104: How many times have you done the following things? done something dangerous because someone dared you to do it.







Response	6	8	10	12	Total	
Never	72.2	57.2	43.7	45.5	57.0	
I've done it, but not in the past year	16.0	20.3	23.2	23.0	20.0	
Less than once a month	4.0	9.9	16.1	14.3	10.2	
About once a month	3.0	4.8	7.2	8.3	5.3	
2 or 3 times a month	1.9	3.3	6.1	4.7	3.7	
Once a week or more	3.0	4.5	3.8	4.2	3.8	
N of Valid	1171	1096	953	448	3668	
N of Miss	30	37	15	8	90	

Table 105: How many times have you done the following things? done crazy things even if they are a little dangerous.







Response	6	8	10	12	Total	
Never	58.9	40.4	26.5	26.8	41.0	
I've done it, but not in the past year	21.3	23.7	20.8	19.0	21.6	
Less than once a month	5.8	12.8	18.6	19.0	12.8	
About once a month	5.1	6.9	11.9	11.2	8.2	
2 or 3 times a month	3.1	6.5	11.6	13.2	7.6	
Once a week or more	5.7	9.8	10.6	10.7	8.8	
N of Valid	1169	1095	954	447	3665	
N of Miss	30	37	14	9	90	

Table 106: You're looking at CD's in a music store with a friend. You look up and see her slip a CD under her coat. She smiles and says 'Which one do you want? Go ahead, take it while nobody's around.' There is nobody in sight, no employees and no other customers. What would you do now?





Response	6	8	10	12	Total	
Ignore her	9.2	12.8	23.1	27.7	16.1	
Grab a CD and leave the store	2.9	4.6	9.7	6.3	5.6	
Tell her to put the CD back	64.1	47.2	34.9	35.1	47.9	
Act like it is a joke, and ask her to put the CD back	23.9	35.4	32.3	30.9	30.3	
N of Valid	1178	1098	955	447	3678	
N of Miss	18	33	13	9	73	

Table 107: You are visiting another part of town, and you don't know any of the people your age there. You are walking down the street, and some teenager you don't know is walking toward you. He is about your size, and as he is about to pass you, he deliberately bumps into you and you almost lose your balance. What would you say or do?





Response	6	8	10	12	Total	
Push the person back	14.4	16.7	18.0	14.6	16.0	
Say 'Excuse me' and keep on walking	52.6	47.4	46.4	48.9	49.0	
Say 'Watch where you are going' and keep on walking	27.4	27.0	23.6	23.2	25.8	
Swear at the person and walk away	5.7	8.9	12.0	13.3	9.2	
N of Valid	1166	1098	952	444	3660	
N of Miss	28	31	13	9	81	

Table 108: You are at a party at someone's house, and one of your friends offers you a drink containing alcohol. What would you say or do?





Response	6	8	10	12	Total	
Drink it	3.2	12.8	34.5	39.7	18.7	
Tell your friend, 'No thanks, I don't drink' and suggest that you and your friend go and do something else	50.5	43.1	28.2	26.0	39.5	
Just say, 'No thanks' and walk away	28.7	28.3	30.0	29.8	29.1	
Make up a good excuse, tell your friend you had something else to do, and leave	17.6	15.8	7.3	4.5	12.8	
N of Valid	1173	1094	957	446	3670	
N of Miss	22	35	11	10	78	

Table 109: It's 8:00 on a weeknight and you are about to go over to a friend's home when your mother asks you where you are going. You say 'Oh, just going to go hang out with some friends.' She says, 'No, you'll just get into trouble if you go out. Stay home tonight.' What would you do now?





Response	6	8	10	12	Total	
Leave the house anyway	2.8	5.2	5.7	7.7	4.9	
Explain what you are going to do with your friends, tell her when you will get home, and ask if you can go out	53.6	67.8	75.7	76.7	66.4	
Not say anything and start watching TV	39.2	21.0	9.9	7.0	22.2	
Get into an argument with her	4.4	5.9	8.7	8.6	6.5	
N of Valid	1160	1093	950	442	3645	
N of Miss	29	35	13	11	88	

Table 110: How often do you attend religious services or activities?





Response	6	8	10	12	Total	
Never	14.2	8.1	8.1	13.2	10.7	
Rarely	20.8	16.8	21.7	25.1	20.3	
1-2 Times a Month	13.1	14.4	13.6	13.2	13.6	
About Once a Week or More	52.0	60.7	56.6	48.5	55.4	
N of Valid	1166	1099	949	447	3661	
N of Miss	35	34	18	9	96	

Table 111: I do the opposite of what people tell me, just to get them mad.





Response	6	8	10	12	Total	
Very False	51.5	38.7	32.6	41.0	41.5	
Somewhat False	27.5	31.7	35.2	31.6	31.2	
Somewhat True	17.5	25.4	29.6	24.4	23.8	
Very True	3.6	4.2	2.6	2.9	3.4	
N of Valid	1172	1091	949	446	3658	
N of Miss	29	41	19	10	99	

Table 112: I like to see how much I can get away with.





Response	6	8	10	12	Total	
Very False	62.1	44.5	31.5	34.7	45.6	
Somewhat False	21.2	27.2	28.3	25.9	25.4	
Somewhat True	12.0	21.5	32.8	30.9	22.5	
Very True	4.7	6.8	7.4	8.6	6.5	
N of Valid	1169	1094	948	444	3655	
N of Miss	32	38	20	12	102	

Table 113: I ignore rules that get in my way.





Response	6	8	10	12	Total	
Very False	69.1	52.3	37.4	40.4	52.4	
Somewhat False	18.1	26.7	32.6	26.7	25.5	
Somewhat True	10.3	16.3	22.3	27.4	17.3	
Very True	2.5	4.7	7.7	5.4	4.8	
N of Valid	1170	1092	947	445	3654	
N of Miss	31	41	21	11	104	

Table 114: I think sometimes it's okay to cheat at school.


Response	6	8	10	12	Total	
NO!	72.6	42.8	21.5	19.9	44.1	
no	20.5	36.3	39.0	32.1	31.4	
yes	6.0	18.2	34.4	38.1	20.9	
YES!	0.9	2.6	5.2	9.9	3.6	
N of Valid	1181	1098	951	443	3673	
N of Miss	20	34	17	13	84	

Table 115: It is important to think before you act.


Response	6	8	10	12	Total	
NO!	1.9	1.5	1.3	0.2	1.4	
no	3.6	4.6	4.5	5.7	4.4	
yes	25.8	39.7	41.7	40.7	35.9	
YES!	68.7	54.1	52.5	53.4	58.3	
N of Valid	1181	1097	949	442	3669	
N of Miss	16	35	19	13	83	

Table 116: Sometimes I think that life is not worth it.


Response	6	8	10	12	Total	
NO!	55.7	46.6	42.0	43.2	47.9	
no	20.3	25.8	26.7	28.1	24.6	
yes	16.7	20.0	21.2	21.7	19.5	
YES!	7.3	7.5	10.0	7.0	8.1	
N of Valid	1148	1089	946	442	3625	
N of Miss	51	42	21	14	128	

Table 117: At times I think I am no good at all.





Response	6	8	10	12	Total	
NO!	37.0	33.9	26.7	31.8	32.8	
no	22.0	25.6	29.1	27.3	25.6	
yes	30.6	29.9	33.2	30.9	31.1	
YES!	10.4	10.6	11.0	10.0	10.6	
N of Valid	1160	1092	946	440	3638	
N of Miss	40	41	21	16	118	

Table 118: All in all, I am inclined to think that I am a failure.





Response	6	8	10	12	Total	
NO!	56.4	48.9	44.3	48.3	50.0	
no	25.1	32.4	35.3	32.2	30.8	
yes	13.0	12.9	14.9	14.3	13.6	
YES!	5.4	5.8	5.5	5.2	5.5	
N of Valid	1138	1093	940	441	3612	
N of Miss	62	40	26	15	143	

Table 119: In the past year, have you felt depressed or sad MOST days, even if you felt okay sometimes?





Response	6	8	10	12	Total	
NO!	30.9	33.1	28.5	34.9	31.4	
no	26.4	27.2	29.8	28.1	27.8	
yes	27.6	23.6	25.8	21.8	25.2	
YES!	15.0	16.1	15.9	15.2	15.6	
N of Valid	1157	1092	946	441	3636	
N of Miss	43	40	22	15	120	

Table 120: It is all right to beat up people if they start the fight.





Response	6	8	10	12	Total	
NO!	49.7	32.2	23.2	21.0	34.1	
no	20.8	23.3	23.4	22.2	22.4	
yes	18.3	25.8	28.2	31.4	24.7	
YES!	11.2	18.7	25.3	25.3	18.8	
N of Valid	1160	1094	946	442	3642	
N of Miss	40	37	22	14	113	

Table 121: I think it is okay to take something without asking if you can get away with it.





Response	6	8	10	12	Total	
NO!	77.2	60.7	49.5	50.8	61.9	
no	19.3	33.3	40.4	41.7	31.7	
yes	2.3	4.4	8.5	6.6	5.1	
YES!	1.1	1.6	1.6	0.9	1.3	
N of Valid	1159	1092	943	441	3635	
N of Miss	42	41	25	15	123	

Table 122: Sometimes we don't know what we will do as adults, but we may have an idea. Please answer how true these statements may be for you. WHEN I AM AN ADULT I WILL: smoke cigarettes.





Response	6	8	10	12	Total	
NO!	85.5	78.6	70.6	62.4	76.8	
no	11.9	15.6	19.7	24.1	16.5	
yes	2.4	4.4	7.4	10.0	5.2	
YES!	0.2	1.4	2.3	3.4	1.5	
N of Valid	1166	1090	948	439	3643	
N of Miss	32	43	19	17	111	

Table 123: Sometimes we don't know what we will do as adults, but we may have an idea. Please answer how true these statements may be for you. WHEN I AM AN ADULT I WILL: drink beer, wine, or liquor.


Response	6	8	10	12	Total	
NO!	64.4	44.3	24.8	20.6	42.8	
no	19.5	22.5	16.1	15.1	19.0	
yes	14.9	27.9	45.9	48.6	30.9	
YES!	1.1	5.3	13.2	15.6	7.2	
N of Valid	1158	1085	942	436	3621	
N of Miss	41	47	22	19	129	

Table 124: Sometimes we don't know what we will do as adults, but we may have an idea. Please answer how true these statements may be for you. WHEN I AM AN ADULT I WILL: smoke marijuana.


Response	6	8	10	12	Total	
NO!	93.2	83.9	67.9	63.5	80.3	
no	5.6	12.1	17.8	20.9	12.6	
yes	1.0	3.1	10.1	11.5	5.3	
YES!	0.2	0.9	4.2	4.1	1.9	
N of Valid	1164	1090	943	436	3633	
N of Miss	37	43	22	19	121	

Table 125: Sometimes we don't know what we will do as adults, but we may have an idea. Please answer how true these statements may be for you. WHEN I AM AN ADULT I WILL: use LSD, cocaine, amphetamines or another illegal drug.


Response	6	8	10	12	Total	
NO!	95.4	91.4	89.0	88.6	91.7	
no	4.3	8.3	9.4	10.5	7.6	
yes	0.3	0.3	1.4	0.2	0.5	
YES!	0.1	0.0	0.2	0.7	0.2	
N of Valid	1169	1091	946	439	3645	
N of Miss	32	42	21	17	112	

Table 126: How much do you think people risk harming themselves (physically or in other ways) if they: smoked one or more packs of cigarettes per day?

Response	6	8	10	12	Total	
No risk	8.3	4.8	3.5	5.3	5.6	
Slight risk	5.4	3.9	5.8	5.6	5.1	
Moderate risk	16.9	17.9	22.0	22.2	19.2	
Great risk	69.5	73.5	68.7	66.9	70.1	
N of Valid	1149	1089	941	432	3611	
N of Miss	50	43	26	24	143	

Table 127: How much do you think people risk harming themselves (physically or in other ways) if they: try marijuana once or twice?

Response	6	8	10	12	Total	
No risk	9.8	11.1	25.7	32.2	17.0	
Slight risk	18.0	17.3	29.4	26.4	21.8	
Moderate risk	27.6	26.0	19.7	18.5	24.0	
Great risk	44.6	45.5	25.2	22.9	37.3	
N of Valid	1147	1087	935	432	3601	
N of Miss	53	45	32	24	154	

Table 128: How much do you think people risk harming themselves (physically or in other ways) if they: smoke marijuana regularly?

Response	6	8	10	12	Total	
No risk	9.2	7.2	9.4	14.7	9.3	
Slight risk	3.2	6.4	15.6	16.6	9.0	
Moderate risk	9.9	9.0	20.6	24.3	14.1	
Great risk	77.6	77.4	54.4	44.4	67.5	
N of Valid	1140	1075	934	428	3577	
N of Miss	61	58	34	27	180	

Table 129: How much do you think people risk harming themselves (physically or in other ways) if they: take one or two drinks of an alcoholic beverage (beer, wine, liquor) nearly every day?


Response	6	8	10	12	Total	
No risk	11.0	9.4	10.8	13.5	10.8	
Slight risk	18.4	20.7	23.3	26.1	21.3	
Moderate risk	28.8	29.1	34.0	32.6	30.7	
Great risk	41.9	40.8	31.8	27.7	37.2	
N of Valid	1144	1082	943	429	3598	
N of Miss	56	50	25	27	158	

Table 130: How much do you think people risk harming themselves (physically or in other ways) if they: have five or more drinks once or twice each weekend?


Response	6	8	10	12	Total	
No risk	9.9	7.4	5.9	8.6	8.0	
Slight risk	9.7	10.4	13.0	21.3	12.1	
Moderate risk	22.1	23.9	27.5	29.9	25.0	
Great risk	58.4	58.3	53.6	40.3	54.9	
N of Valid	1146	1090	942	432	3610	
N of Miss	52	43	26	24	145	

Table 131: Have you ever used smokeless tobacco (chew, snuff, plug, dipping tobacco, or chewing tobacco)?


Response	6	8	10	12	Total	
Never	94.1	87.3	78.6	68.6	85.0	
Once or Twice	4.6	7.4	10.0	12.5	7.8	
Once in a while but not regularly	1.2	2.5	4.6	6.0	3.0	
Regularly in the past	0.0	1.6	3.5	5.5	2.0	
Regularly now	0.1	1.3	3.4	7.4	2.2	
N of Valid	1158	1088	942	433	3621	
N of Miss	42	45	25	23	135	

Table 132: How often have you taken smokeless tobacco during the past 30 days?


Response	6	8	10	12	Total	
Not at all	98.6	96.0	89.9	85.4	94.0	
Once or twice	1.1	2.0	4.6	3.5	2.6	
Once or twice per week	0.1	0.5	1.1	3.0	0.8	
Three to five times per week	0.1	0.4	1.3	0.2	0.5	
About once a day	0.0	0.6	0.6	1.2	0.5	
More than once a day	0.1	0.5	2.6	6.7	1.6	
N of Valid	1156	1088	941	431	3616	
N of Miss	45	45	26	25	141	

Table 133: Have you ever smoked cigarettes?


Response	6	8	10	12	Total	
Never	93.3	81.5	64.0	53.2	77.4	
Once or Twice	5.4	11.1	15.3	16.4	11.0	
Once in a while but not regularly	0.7	3.3	8.8	12.0	5.0	
Regularly in the past	0.5	2.5	5.6	7.9	3.3	
Regularly now	0.2	1.6	6.2	10.4	3.4	
N of Valid	1157	1084	939	432	3612	
N of Miss	43	47	28	24	142	

Table 134: How frequently have you smoked cigarettes during the past 30 days?


Response	6	8	10	12	Total	
Not at all	98.7	95.4	84.6	77.4	91.5	
Less than one cigarette per day	0.9	2.8	9.0	9.1	4.6	
One to five cigarettes per day	0.2	1.7	4.2	7.7	2.6	
About one-half pack per day	0.0	0.1	1.1	4.0	0.8	
About one pack per day	0.2	0.0	0.7	0.5	0.3	
About one and one-half packs per day	0.0	0.0	0.1	0.9	0.1	
Two packs or more per day	0.0	0.1	0.2	0.5	0.1	
N of Valid	1160	1086	942	429	3617	
N of Miss	41	47	26	27	141	

Table 135: Which statement best describes rules about smoking inside your home?






Response	6	8	10	12	Total	
Smoking is not allowed anywhere inside your home	71.8	73.2	73.5	75.4	73.1	
Smoking is allowed in some places and at some times	5.5	4.9	5.6	5.2	5.3	
Smoking is allowed anywhere inside the home	2.6	1.6	3.9	3.3	2.7	
There are no rules about smoking inside the home	4.1	5.7	7.0	7.0	5.7	
I don't know	16.0	14.7	10.0	9.1	13.2	
N of Valid	1145	1085	943	427	3600	
N of Miss	53	47	25	28	153	

Table 136: Which statement best describes rules about smoking in your family cars?







Response	6	8	10	12	Total	
Smoking is never allowed in any car	64.0	63.2	63.7	65.5	63.9	
Smoking is allowed sometimes or in some cars	11.7	11.0	10.5	12.2	11.2	
Smoking is allowed in any car anytime	3.4	4.2	6.4	4.2	4.5	
There are no rules about smoking in the car	6.1	8.3	8.9	8.2	7.8	
We do not have a family car	1.1	0.6	0.9	1.2	0.9	
I don't know	13.7	12.7	9.7	8.7	11.7	
N of Valid	1140	1087	941	426	3594	
N of Miss	58	46	26	30	160	

Table 137: During this school year, were you taught in any of your classes about the dangers of tobacco use?

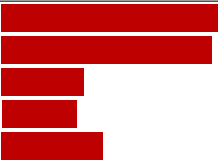
Response	6	8	10	12	Total	
Strongly agree	46.5	37.3	21.9	11.3	33.1	
Agree	27.1	31.7	36.7	36.7	32.1	
Disagree	5.6	11.0	14.9	17.0	11.0	
Strongly disagree	5.7	6.7	13.8	18.9	9.7	
I don't know	15.0	13.3	12.8	16.1	14.1	
N of Valid	1124	1074	929	417	3544	
N of Miss	76	58	38	38	210	

Table 138: During the past 12 months, have you participated in any community activities to discourage people your age from using cigarettes, chewing tobacco, snuff, dip or cigars?


Response	6	8	10	12	Total	
Strongly agree	24.8	15.5	11.1	8.1	16.4	
Agree	17.0	23.5	17.3	13.9	18.7	
Disagree	15.8	20.1	26.9	28.5	21.5	
Strongly disagree	16.9	18.6	28.2	32.8	22.3	
I don't know	25.4	22.3	16.5	16.7	21.1	
N of Valid	1105	1074	931	418	3528	
N of Miss	93	57	37	38	225	

Table 139: On how many occasions have you had alcoholic beverages (beer, wine or hard liquor) to drink in your lifetime - more than just a few sips?


Response	6	8	10	12	Total	
0	87.0	71.1	43.4	33.6	64.5	
1-2	8.0	14.0	16.9	13.9	12.8	
3-5	2.3	5.6	10.7	9.5	6.3	
6-9	1.2	3.6	5.9	7.0	3.8	
10-19	0.9	2.3	8.6	10.9	4.5	
20-39	0.3	1.3	6.3	6.3	2.9	
40+	0.3	2.2	8.1	18.8	5.1	
N of Valid	1167	1092	950	431	3640	
N of Miss	34	41	18	25	118	

Table 140: On how many occasions have you had beer, wine or hard liquor to drink during the past 30 days?


Response	6	8	10	12	Total	
0	97.5	91.8	74.7	64.4	86.0	
1-2	1.9	5.8	12.7	15.9	7.5	
3-5	0.3	1.3	4.8	8.2	2.7	
6-9	0.1	0.6	3.7	4.4	1.7	
10-19	0.1	0.2	2.4	4.4	1.2	
20-39	0.0	0.1	0.5	1.2	0.3	
40+	0.1	0.2	1.2	1.4	0.6	
N of Valid	1165	1091	946	427	3629	
N of Miss	36	41	22	29	128	

Table 141: On how many occasions have you used marijuana (grass, pot) or hashish (hash, hash oil) in your lifetime?


Response	6	8	10	12	Total	
0	98.4	92.3	73.6	67.4	86.4	
1-2	0.8	2.5	6.9	7.5	3.7	
3-5	0.3	1.4	3.0	4.2	1.8	
6-9	0.3	0.7	2.7	2.8	1.3	
10-19	0.0	0.9	4.0	3.7	1.8	
20-39	0.0	0.9	2.1	3.3	1.2	
40+	0.3	1.3	7.7	11.2	3.8	
N of Valid	1163	1086	941	429	3619	
N of Miss	38	45	26	27	136	

Table 142: On how many occasions have you used marijuana (grass, pot) or hashish (hash, hash oil) during the past 30 days?


Response	6	8	10	12	Total	
0	99.6	97.3	87.3	83.3	93.8	
1-2	0.2	1.5	5.2	6.7	2.6	
3-5	0.1	0.6	2.4	3.3	1.2	
6-9	0.0	0.3	1.3	2.1	0.7	
10-19	0.2	0.2	1.0	0.7	0.4	
20-39	0.0	0.0	1.1	0.7	0.4	
40+	0.0	0.2	1.8	3.3	0.9	
N of Valid	1163	1090	943	430	3626	
N of Miss	38	43	25	26	132	

Table 143: On how many occasions have you used LSD or other psychedelics in your lifetime?


Response	6	8	10	12	Total	
0	99.7	99.3	98.3	97.2	98.9	
1-2	0.2	0.4	0.7	1.2	0.5	
3-5	0.2	0.1	0.3	0.9	0.3	
6-9	0.0	0.1	0.2	0.2	0.1	
10-19	0.0	0.1	0.1	0.2	0.1	
20-39	0.0	0.0	0.2	0.0	0.1	
40+	0.0	0.1	0.1	0.2	0.1	
N of Valid	1158	1090	943	431	3622	
N of Miss	43	43	25	25	136	

Table 144: On how many occasions have you used LSD or other psychedelics during the past 30 days?


Response	6	8	10	12	Total	
0	99.8	99.5	99.3	98.1	99.4	
1-2	0.2	0.3	0.4	1.2	0.4	
3-5	0.0	0.0	0.1	0.2	0.1	
6-9	0.0	0.0	0.1	0.2	0.1	
10-19	0.0	0.0	0.1	0.2	0.1	
20-39	0.0	0.0	0.0	0.0	0.0	
40+	0.0	0.2	0.0	0.0	0.1	
N of Valid	1158	1091	941	430	3620	
N of Miss	43	42	27	26	138	

Table 145: On how many occasions have you used cocaine or crack in your lifetime?


Response	6	8	10	12	Total	
0	99.7	99.1	97.9	96.5	98.7	
1-2	0.3	0.6	1.2	2.1	0.9	
3-5	0.0	0.1	0.4	0.5	0.2	
6-9	0.0	0.0	0.3	0.0	0.1	
10-19	0.0	0.0	0.0	0.7	0.1	
20-39	0.0	0.0	0.1	0.0	0.0	
40+	0.0	0.2	0.1	0.2	0.1	
N of Valid	1165	1092	943	431	3631	
N of Miss	36	41	25	25	127	

Table 146: On how many occasions have you used cocaine or crack during the past 30 days?







Response	6	8	10	12	Total	
0	99.8	99.5	99.4	99.1	99.5	
1-2	0.2	0.1	0.3	0.5	0.2	
3-5	0.0	0.0	0.1	0.2	0.1	
6-9	0.0	0.1	0.1	0.0	0.1	
10-19	0.0	0.0	0.1	0.2	0.1	
20-39	0.0	0.0	0.0	0.0	0.0	
40+	0.0	0.3	0.0	0.0	0.1	
N of Valid	1162	1091	939	430	3622	
N of Miss	39	42	28	26	135	

Table 147: On how many occasions have you sniffed glue, breathed the contents of an aerosol spray can, or inhaled other gases or sprays, in order to get high in your lifetime?








Response	6	8	10	12	Total	
0	92.7	89.2	88.0	91.2	90.2	
1-2	3.7	5.6	6.8	3.7	5.1	
3-5	1.6	2.3	1.7	2.3	1.9	
6-9	0.6	0.7	1.3	1.2	0.9	
10-19	0.6	0.8	1.3	1.4	0.9	
20-39	0.3	0.3	0.3	0.0	0.3	
40+	0.5	1.1	0.6	0.2	0.7	
N of Valid	1161	1091	940	430	3622	
N of Miss	40	42	28	25	135	

Table 148: On how many occasions have you sniffed glue, breathed the contents of an aerosol spray can, or inhaled other gases or sprays, in order to get high during the past 30 days?








Response	6	8	10	12	Total	
0	96.5	96.5	97.1	99.1	97.0	
1-2	2.2	1.7	2.1	0.7	1.9	
3-5	0.9	0.7	0.2	0.2	0.6	
6-9	0.3	0.5	0.1	0.0	0.2	
10-19	0.2	0.2	0.3	0.0	0.2	
20-39	0.0	0.2	0.0	0.0	0.1	
40+	0.0	0.2	0.1	0.0	0.1	
N of Valid	1161	1089	941	429	3620	
N of Miss	38	44	27	26	135	

Table 149: On how many occasions have you used phenoxydine (pox, px, breeze) in your lifetime?


Response	6	8	10	12	Total	
0	100.0	100.0	100.0	100.0	100.0	
1-2	0.0	0.0	0.0	0.0	0.0	
3-5	0.0	0.0	0.0	0.0	0.0	
6-9	0.0	0.0	0.0	0.0	0.0	
10-19	0.0	0.0	0.0	0.0	0.0	
20-39	0.0	0.0	0.0	0.0	0.0	
40+	0.0	0.0	0.0	0.0	0.0	
N of Valid	1155	1089	940	430	3614	
N of Miss	46	44	28	25	143	

Table 150: On how many occasions have you used phenoxydine (pox, px, breeze) during the past 30 days?


Response	6	8	10	12	Total	
0	100.0	100.0	100.0	100.0	100.0	
1-2	0.0	0.0	0.0	0.0	0.0	
3-5	0.0	0.0	0.0	0.0	0.0	
6-9	0.0	0.0	0.0	0.0	0.0	
10-19	0.0	0.0	0.0	0.0	0.0	
20-39	0.0	0.0	0.0	0.0	0.0	
40+	0.0	0.0	0.0	0.0	0.0	
N of Valid	1150	1089	940	429	3608	
N of Miss	51	44	28	26	149	

Table 151: On how many occasions have you used sedatives (tranquilizers, such as Valium or Xanax, barbiturates, or sleeping pills) without a doctor telling you to take them, in your lifetime?








Response	6	8	10	12	Total	
0	95.4	91.1	83.3	87.4	90.0	
1-2	2.5	3.9	6.1	3.7	4.0	
3-5	1.0	2.3	3.7	1.6	2.2	
6-9	0.3	1.0	2.1	1.6	1.1	
10-19	0.4	0.7	1.9	1.9	1.1	
20-39	0.2	0.4	1.1	1.4	0.6	
40+	0.3	0.6	1.8	2.3	1.0	
N of Valid	1157	1089	942	428	3616	
N of Miss	42	44	26	27	139	

Table 152: On how many occasions have you used sedatives (tranquilizers, such as Valium or Xanax, barbiturates, or sleeping pills) without a doctor telling you to take them, during the past 30 days?


Response	6	8	10	12	Total	
0	98.4	96.5	92.3	94.6	95.8	
1-2	1.3	2.3	4.0	2.1	2.4	
3-5	0.3	0.8	2.0	1.9	1.1	
6-9	0.1	0.3	1.1	0.7	0.5	
10-19	0.0	0.1	0.2	0.2	0.1	
20-39	0.0	0.0	0.2	0.2	0.1	
40+	0.0	0.0	0.1	0.2	0.1	
N of Valid	1159	1089	940	427	3615	
N of Miss	42	43	28	29	142	

Table 153: On how many occasions have you used methamphetamines (meth, speed, crank, crystal meth) in your lifetime?


Response	6	8	10	12	Total	
0	99.8	99.1	98.4	97.7	99.0	
1-2	0.2	0.6	1.0	0.7	0.6	
3-5	0.0	0.0	0.2	0.7	0.1	
6-9	0.0	0.1	0.1	0.0	0.1	
10-19	0.0	0.1	0.2	0.5	0.1	
20-39	0.0	0.0	0.1	0.0	0.0	
40+	0.0	0.1	0.0	0.5	0.1	
N of Valid	1158	1091	940	429	3618	
N of Miss	43	42	28	27	140	

Table 154: On how many occasions have you used methamphetamines (meth, speed, crank, crystal meth) in the past 30 days?




Response	6	8	10	12	Total	
0	100.0	99.7	99.6	99.3	99.7	
1-2	0.0	0.2	0.3	0.5	0.2	
3-5	0.0	0.0	0.0	0.0	0.0	
6-9	0.0	0.1	0.1	0.0	0.1	
10-19	0.0	0.0	0.0	0.2	0.0	
20-39	0.0	0.0	0.0	0.0	0.0	
40+	0.0	0.0	0.0	0.0	0.0	
N of Valid	1160	1088	940	428	3616	
N of Miss	41	45	28	28	142	

Table 155: On how many occasions have you used stimulants, other than Methamphetamines (such as amphetamines, Ritalin or Dexedrine) without a doctor telling you to take them, in your lifetime?








Response	6	8	10	12	Total	
0	99.9	99.0	94.6	94.4	97.6	
1-2	0.1	0.6	1.7	1.9	0.9	
3-5	0.0	0.1	1.5	0.9	0.5	
6-9	0.0	0.1	0.9	0.2	0.3	
10-19	0.0	0.2	0.6	0.2	0.2	
20-39	0.0	0.0	0.3	0.9	0.2	
40+	0.0	0.1	0.4	1.4	0.3	
N of Valid	1159	1090	938	429	3616	
N of Miss	42	43	30	27	142	

Table 156: On how many occasions have you used stimulants, other than Methamphetamines (such as amphetamines, Ritalin or Dexedrine) without a doctor telling you to take them, during the past 30 days?






Response	6	8	10	12	Total	
0	100.0	99.7	98.6	98.4	99.4	
1-2	0.0	0.3	0.9	0.7	0.4	
3-5	0.0	0.0	0.2	0.0	0.1	
6-9	0.0	0.0	0.2	0.5	0.1	
10-19	0.0	0.0	0.1	0.0	0.0	
20-39	0.0	0.0	0.0	0.5	0.1	
40+	0.0	0.0	0.0	0.0	0.0	
N of Valid	1156	1088	939	428	3611	
N of Miss	45	45	29	28	147	

Table 157: On how many occasions have you used heroin or other opiates in your lifetime?







Response	6	8	10	12	Total	
0	99.7	99.4	99.1	98.6	99.4	
1-2	0.2	0.3	0.2	0.2	0.2	
3-5	0.0	0.0	0.0	0.2	0.0	
6-9	0.1	0.0	0.3	0.2	0.1	
10-19	0.0	0.2	0.1	0.2	0.1	
20-39	0.0	0.0	0.1	0.2	0.1	
40+	0.0	0.1	0.1	0.2	0.1	
N of Valid	1153	1089	940	428	3610	
N of Miss	48	44	28	27	147	

Table 158: On how many occasions have you used heroin or other opiates during the past 30 days?




Response	6	8	10	12	Total	
0	100.0	99.9	99.6	99.5	99.8	
1-2	0.0	0.0	0.3	0.0	0.1	
3-5	0.0	0.0	0.1	0.0	0.0	
6-9	0.0	0.0	0.0	0.0	0.0	
10-19	0.0	0.0	0.0	0.5	0.1	
20-39	0.0	0.0	0.0	0.0	0.0	
40+	0.0	0.1	0.0	0.0	0.0	
N of Valid	1150	1088	939	426	3603	
N of Miss	51	45	29	29	154	

Table 159: On how many occasions have you used MDMA ('X', 'E', or ecstasy) in your lifetime?








Response	6	8	10	12	Total	
0	99.8	98.9	95.1	93.7	97.6	
1-2	0.1	0.7	3.2	2.8	1.4	
3-5	0.1	0.2	0.7	1.4	0.4	
6-9	0.0	0.2	0.5	0.5	0.3	
10-19	0.0	0.0	0.2	0.2	0.1	
20-39	0.0	0.0	0.2	0.5	0.1	
40+	0.0	0.0	0.0	0.9	0.1	
N of Valid	1142	1089	939	428	3598	
N of Miss	59	44	29	28	160	

Table 160: On how many occasions have you used MDMA ('X', 'E', or ecstasy) during the past 30 days?





Response	6	8	10	12	Total	
0	99.8	99.8	98.8	97.7	99.3	
1-2	0.2	0.2	0.9	1.4	0.5	
3-5	0.0	0.0	0.3	0.2	0.1	
6-9	0.0	0.0	0.0	0.5	0.1	
10-19	0.0	0.0	0.0	0.2	0.0	
20-39	0.0	0.0	0.0	0.0	0.0	
40+	0.0	0.0	0.0	0.0	0.0	
N of Valid	1142	1084	939	427	3592	
N of Miss	59	49	29	29	166	

Table 161: On how many occasions have you taken prescription drugs (such as Valium, Xanax, Ritalin, Adderall, OxyContin, Darvocet, or sleeping pills) on your own-that is, without a doctor telling you to take them in your lifetime?








Response	6	8	10	12	Total	
0	96.8	92.7	81.0	82.6	89.8	
1-2	2.0	2.9	6.8	4.7	3.9	
3-5	0.6	1.7	4.1	3.1	2.1	
6-9	0.3	0.8	1.9	1.4	1.0	
10-19	0.1	0.6	1.6	3.1	1.0	
20-39	0.2	0.5	1.7	1.2	0.8	
40+	0.1	0.8	2.9	4.0	1.5	
N of Valid	1156	1085	935	426	3602	
N of Miss	45	47	32	29	153	

Table 162: On how many occasions have you taken prescription drugs (such as Valium, Xanax, Ritalin, Adderall, OxyContin, Darvocet, or sleeping pills) on your own-that is, without a doctor telling you to take them during the past 30 days?








Response	6	8	10	12	Total	
0	99.0	96.7	91.7	92.9	95.7	
1-2	0.6	2.1	4.2	3.5	2.3	
3-5	0.1	0.6	2.0	1.2	0.9	
6-9	0.2	0.4	1.4	0.7	0.6	
10-19	0.0	0.1	0.4	0.5	0.2	
20-39	0.0	0.0	0.1	0.2	0.1	
40+	0.2	0.1	0.2	0.9	0.3	
N of Valid	1154	1083	936	425	3598	
N of Miss	47	49	31	30	157	

Table 163: On how many occasions have you taken non-prescription medicines such as diet pills (for example, Dietac, Dexatrim or Prolamine), stay-awake pills (for example No-Doz, Vivarin, or Wake), or cough or cold medicines (robos, DXM, etc.) to get high in your lifetime?








Response	6	8	10	12	Total	
0	98.3	95.9	90.4	90.9	94.7	
1-2	0.5	1.8	3.3	2.8	1.9	
3-5	0.3	0.8	1.6	1.6	0.9	
6-9	0.2	0.6	1.2	1.4	0.7	
10-19	0.3	0.3	1.2	1.6	0.7	
20-39	0.2	0.3	0.9	0.0	0.4	
40+	0.3	0.3	1.5	1.6	0.7	
N of Valid	1150	1085	939	427	3601	
N of Miss	50	48	28	28	154	

Table 164: On how many occasions have you taken non-prescription medicines such as diet pills (for example, Dietac, Dexatrim or Prolamine), stay-awake pills (for example No-Doz, Vivarin, or Wake), or cough or cold medicines (robos, DXM, etc.) to get high during the past 30 days?








Response	6	8	10	12	Total	
0	99.0	97.8	96.3	97.2	97.7	
1-2	0.5	1.5	2.2	1.4	1.4	
3-5	0.3	0.4	0.5	0.5	0.4	
6-9	0.0	0.2	0.4	0.5	0.2	
10-19	0.0	0.2	0.2	0.5	0.2	
20-39	0.0	0.0	0.2	0.0	0.1	
40+	0.2	0.0	0.1	0.0	0.1	
N of Valid	1151	1083	940	425	3599	
N of Miss	50	50	28	30	158	

Table 165: On how many occasions have you been drunk or very high from drinking alcoholic beverages during the past 30 days?


Response	6	8	10	12	Total	
0	99.1	95.7	83.9	76.8	91.5	
1-2	0.5	3.0	7.5	10.2	4.2	
3-5	0.2	0.5	4.8	6.1	2.2	
6-9	0.1	0.4	1.8	2.8	0.9	
10-19	0.1	0.2	1.3	1.7	0.6	
20-39	0.0	0.1	0.2	1.2	0.2	
40+	0.0	0.3	0.4	1.2	0.3	
N of Valid	1157	1084	929	423	3593	
N of Miss	44	49	38	31	162	

Table 166: On how many occasions have you drunk flavored alcoholic beverages, sometimes called 'alcopops' (like Mike's Hard Lemonade, Smirnoff Ice, Bacardi Breezers, etc.) in your lifetime?


Response	6	8	10	12	Total	
0	94.1	79.9	59.2	52.7	75.9	
1-2	3.3	9.4	12.3	9.6	8.2	
3-5	1.3	4.4	10.0	9.9	5.5	
6-9	0.6	2.8	6.4	6.4	3.4	
10-19	0.3	1.3	5.5	9.4	3.0	
20-39	0.3	1.2	3.2	4.2	1.8	
40+	0.0	1.0	3.4	7.8	2.1	
N of Valid	1157	1083	933	425	3598	
N of Miss	44	48	32	30	154	

Table 167: On how many occasions have you drunk flavored alcoholic beverages, sometimes called 'alcopops' (like Mike's Hard Lemonade, Smirnoff Ice, Bacardi Breezers, etc.) during the past 30 days?


Response	6	8	10	12	Total	
0	98.2	92.9	84.4	77.2	90.5	
1-2	1.3	5.5	8.9	11.5	5.7	
3-5	0.5	0.8	4.3	4.7	2.1	
6-9	0.0	0.5	1.4	3.5	0.9	
10-19	0.0	0.1	0.4	1.4	0.3	
20-39	0.0	0.0	0.2	0.7	0.1	
40+	0.0	0.2	0.4	0.9	0.3	
N of Valid	1155	1086	937	426	3604	
N of Miss	46	47	30	30	153	

Table 168: Think back over the last two weeks. How many times have you had five or more alcoholic drinks in a row?


Response	6	8	10	12	Total	
None	97.8	95.0	85.3	76.9	91.3	
Once	1.1	2.5	5.2	7.0	3.3	
Twice	0.4	1.1	4.4	7.2	2.4	
3-5 times	0.3	0.7	3.4	3.8	1.7	
6-9 times	0.1	0.3	0.8	2.6	0.6	
10 or more times	0.2	0.4	1.0	2.4	0.7	
N of Valid	1151	1073	916	416	3556	
N of Miss	50	60	52	40	202	

Table 169: During the past 30 days, how many times did you ride in a car or other vehicle driven by someone who had been drinking alcohol?


Response	6	8	10	12	Total	
0 times	86.5	83.3	80.5	83.1	83.6	
1 time	6.5	8.4	8.4	5.1	7.4	
2 or 3 times	3.6	5.5	6.9	8.4	5.6	
4 or 5 times	1.0	1.1	1.9	1.7	1.4	
6 or more times	2.4	1.7	2.3	1.7	2.1	
N of Valid	1147	1071	914	415	3547	
N of Miss	53	62	54	41	210	

Table 170: During the past 30 days, how many times did you drive a car or other vehicle when you had been drinking alcohol?







Response	6	8	10	12	Total	
I did not drive a car in the past 30 days	49.7	54.3	37.5	17.3	44.0	
0 times	49.5	44.1	58.1	74.2	53.0	
1 time	0.4	0.6	2.3	3.2	1.3	
2 or 3 times	0.3	0.6	1.3	2.9	1.0	
4 or 5 times	0.1	0.4	0.3	1.5	0.4	
6 or more times	0.0	0.1	0.4	1.0	0.3	
N of Valid	1112	1037	909	411	3469	
N of Miss	61	67	55	45	228	

Table 171: If you drank alcohol (not just a sip or taste) in the past year, how did you usually get it?













Response	6	8	10	12	Total	
I did not drink alcohol in the past year	93.3	79.5	52.9	43.1	72.9	
I bought it myself with a fake ID	0.1	0.1	0.0	0.7	0.1	
I bought it myself without a fake ID	0.0	0.0	0.7	3.0	0.5	
I got it from someone I know age 21 or older	0.5	3.8	12.5	21.3	7.0	
I got it from someone I know under age 21	0.4	2.5	9.4	12.4	4.7	
I got it from my brother or sister	0.4	0.7	0.9	2.0	0.8	
I got it from home with my parents' permission	1.4	3.9	6.9	3.0	3.8	
I got it from home without my parents' permission	1.0	3.1	4.9	2.7	2.8	
I got it from another relative	0.5	2.3	3.2	3.7	2.1	
A stranger bought it for me	0.0	0.1	0.9	1.0	0.4	
I took it from a store or shop	0.0	0.1	0.1	0.0	0.1	
Other	2.3	4.1	7.6	7.2	4.8	
N of Valid	1122	1058	896	404	3480	
N of Miss	74	70	62	47	253	

Table 172: If you drank alcohol (not just a sip or taste) in the past year, where did you usually drink it?










Response	6	8	10	12	Total	
I did not drink alcohol in the past year	93.8	81.1	54.5	44.0	74.1	
at my home	3.0	8.2	14.9	11.3	8.6	
at someone else's home	1.8	7.4	24.1	37.2	13.3	
at an open area like a park, beach, field, back road, woods, or a street corner	0.7	1.5	3.5	3.8	2.0	
at a sporting event or concert	0.0	0.7	0.2	0.0	0.3	
at a restaurant, bar, or a nightclub	0.1	0.3	0.6	1.5	0.4	
at an empty building or a construction site	0.2	0.3	0.1	0.5	0.2	
at a hotel/motel	0.2	0.3	0.5	1.3	0.4	
in a car	0.2	0.2	1.7	0.5	0.6	
at school	0.0	0.1	0.0	0.0	0.0	
N of Valid	1118	1055	888	398	3459	
N of Miss	82	72	64	50	268	

Table 173: During the last month, about how many marijuana cigarettes, or the equivalent, did you smoke a day, on the average?








Response	6	8	10	12	Total	
None	98.3	95.6	86.6	84.5	92.9	
Less than 1 a day	1.1	2.0	5.4	6.6	3.1	
1 a day	0.2	0.8	2.5	1.2	1.1	
2-3 a day	0.2	1.2	2.4	2.9	1.4	
4-6 a day	0.1	0.3	1.7	2.7	0.9	
7-10 a day	0.2	0.2	0.3	0.5	0.3	
11 or more a day	0.0	0.0	1.0	1.5	0.4	
N of Valid	1141	1061	906	407	3515	
N of Miss	60	72	62	49	243	

Table 174: How wrong would most adults (over 21) in your neighborhood think it is for kids your age: to use marijuana?





Response	6	8	10	12	Total	
Very wrong	90.6	81.6	71.4	66.4	80.1	
Wrong	6.1	13.0	17.4	22.9	13.1	
A little bit wrong	2.1	4.4	8.1	7.5	5.0	
Not wrong at all	1.2	1.0	3.1	3.2	1.8	
N of Valid	1129	1044	902	402	3477	
N of Miss	72	89	65	54	280	

Table 175: How wrong would most adults (over 21) in your neighborhood think it is for kids your age: to drink alcohol?





Response	6	8	10	12	Total	
Very wrong	82.2	66.5	53.2	45.6	65.7	
Wrong	11.3	20.8	24.8	24.4	19.1	
A little bit wrong	4.4	9.2	16.4	21.7	11.0	
Not wrong at all	2.1	3.5	5.6	8.2	4.1	
N of Valid	1128	1044	900	401	3473	
N of Miss	72	89	67	55	283	

Table 176: How wrong would most adults (over 21) in your neighborhood think it is for kids your age: to smoke cigarettes?





Response	6	8	10	12	Total	
Very wrong	84.1	72.1	58.0	44.1	69.1	
Wrong	9.4	16.6	23.4	24.9	17.0	
A little bit wrong	4.4	7.7	13.1	18.7	9.3	
Not wrong at all	2.0	3.6	5.6	12.2	4.6	
N of Valid	1126	1043	899	401	3469	
N of Miss	74	89	67	55	285	

Table 177: How much do each of the following statements describe your neighborhood? crime and/or drug selling

Response	6	8	10	12	Total	
NO!	82.3	74.9	69.6	74.3	75.9	
no	12.0	17.0	20.1	17.0	16.2	
yes	3.6	5.9	8.1	7.7	5.9	
YES!	2.0	2.2	2.1	1.0	2.0	
N of Valid	1132	1052	896	401	3481	
N of Miss	69	79	72	55	275	

Table 178: How much do each of the following statements describe your neighborhood? fights

Response	6	8	10	12	Total	
NO!	68.3	65.6	64.1	70.5	66.6	
no	15.0	20.9	21.4	19.5	19.0	
yes	12.1	10.2	12.8	8.8	11.3	
YES!	4.6	3.3	1.8	1.3	3.1	
N of Valid	1131	1053	893	400	3477	
N of Miss	70	79	73	56	278	

Table 179: How much do each of the following statements describe your neighborhood? lots of empty or abandoned buildings

Response	6	8	10	12	Total	
NO!	80.0	75.2	71.8	75.8	76.0	
no	13.8	19.7	24.7	21.0	19.2	
yes	4.4	3.5	3.0	2.8	3.6	
YES!	1.7	1.5	0.6	0.5	1.2	
N of Valid	1127	1054	896	400	3477	
N of Miss	74	79	72	56	281	

Table 180: How much do each of the following statements describe your neighborhood? lots of graffiti

Response	6	8	10	12	Total	
NO!	85.0	80.5	78.9	83.5	81.9	
no	11.2	16.8	19.9	15.5	15.6	
yes	2.5	1.6	0.9	0.8	1.6	
YES!	1.4	1.0	0.3	0.3	0.9	
N of Valid	1111	1053	896	399	3459	
N of Miss	90	79	72	57	298	

Table 181: If I had to move, I would miss the neighborhood I now live in.

Response	6	8	10	12	Total	
NO!	14.0	13.9	12.8	12.1	13.4	
no	9.4	17.0	21.7	25.6	16.8	
yes	26.4	32.9	35.7	32.2	31.4	
YES!	50.2	36.2	29.8	30.2	38.4	
N of Valid	1124	1049	897	398	3468	
N of Miss	73	82	71	58	284	

Table 182: My neighbors notice when I am doing a good job and let me know about it.

Response	6	8	10	12	Total	
NO!	35.2	32.5	35.5	36.1	34.5	
no	32.7	39.2	40.7	44.6	38.1	
yes	19.5	18.8	17.4	14.8	18.2	
YES!	12.6	9.6	6.4	4.5	9.2	
N of Valid	1119	1044	891	399	3453	
N of Miss	82	88	76	57	303	

Table 183: I like my neighborhood.





Response	6	8	10	12	Total	
NO!	9.9	9.2	9.5	10.0	9.6	
no	6.5	12.7	14.8	15.5	11.5	
yes	32.8	41.8	47.5	49.9	41.3	
YES!	50.8	36.3	28.2	24.6	37.5	
N of Valid	1122	1040	894	399	3455	
N of Miss	75	90	73	57	295	

Table 184: There are lots of adults in my neighborhood I could talk to about something important.





Response	6	8	10	12	Total	
NO!	26.4	22.3	26.6	29.3	25.6	
no	24.2	31.0	33.6	35.1	29.9	
yes	25.4	27.7	27.3	24.8	26.5	
YES!	24.0	19.0	12.6	10.8	18.0	
N of Valid	1105	1045	891	399	3440	
N of Miss	94	88	77	57	316	

Table 185: I'd like to get out of my neighborhood.





Response	6	8	10	12	Total	
NO!	53.8	39.2	31.6	30.7	41.0	
no	27.0	35.4	38.8	39.7	34.0	
yes	9.4	15.3	19.1	21.1	15.0	
YES!	9.8	10.1	10.5	8.5	9.9	
N of Valid	1113	1041	885	398	3437	
N of Miss	86	91	81	57	315	

Table 186: There are people in my neighborhood who are proud of me when I do something well.

Response	6	8	10	12	Total	
NO!	24.6	21.2	24.3	25.6	23.6	
no	22.4	31.5	34.0	34.3	29.5	
yes	31.0	32.6	31.0	31.1	31.5	
YES!	21.9	14.7	10.7	9.0	15.3	
N of Valid	1108	1037	889	399	3433	
N of Miss	93	95	79	57	324	

Table 187: There are people in my neighborhood who encourage me to do my best.

Response	6	8	10	12	Total	
NO!	22.7	20.1	23.1	25.6	22.3	
no	20.6	28.3	31.2	35.3	27.4	
yes	29.2	33.7	33.5	30.6	31.8	
YES!	27.5	17.9	12.2	8.5	18.5	
N of Valid	1111	1044	887	399	3441	
N of Miss	90	88	81	57	316	

Table 188: I feel safe in my neighborhood.

Response	6	8	10	12	Total	
NO!	9.3	7.7	5.5	3.0	7.1	
no	9.6	10.1	9.0	11.9	9.9	
yes	33.0	43.7	49.7	44.7	41.9	
YES!	48.1	38.6	35.8	40.4	41.1	
N of Valid	1109	1042	886	396	3433	
N of Miss	90	89	82	59	320	

Table 189: Which of the following activities for people your age are available in your community? sports teams?



Response	6	8	10	12	Total	
No	12.5	7.8	8.7	12.2	10.1	
Yes	87.5	92.2	91.3	87.8	89.9	
N of Valid	1109	1036	883	395	3423	
N of Miss	89	95	84	61	329	

Table 190: Which of the following activities for people your age are available in your community? scouting?



Response	6	8	10	12	Total	
No	34.7	37.0	37.3	39.0	36.6	
Yes	65.3	63.0	62.7	61.0	63.4	
N of Valid	1082	1023	867	390	3362	
N of Miss	118	110	100	66	394	

Table 191: Which of the following activities for people your age are available in your community? boys and girls clubs?



Response	6	8	10	12	Total	
No	29.4	26.6	25.7	29.8	27.6	
Yes	70.6	73.4	74.3	70.2	72.4	
N of Valid	1090	1029	869	393	3381	
N of Miss	111	103	97	63	374	

Table 192: Which of the following activities for people your age are available in your community? 4-H clubs?



Response	6	8	10	12	Total	
No	56.3	51.6	44.0	35.3	49.1	
Yes	43.7	48.4	56.0	64.7	50.9	
N of Valid	1014	1004	856	391	3265	
N of Miss	186	129	110	65	490	

Table 193: Which of the following activities for people your age are available in your community? service clubs?



Response	6	8	10	12	Total	
No	49.8	44.1	36.0	31.7	42.3	
Yes	50.2	55.9	64.0	68.3	57.7	
N of Valid	1036	1012	859	388	3295	
N of Miss	164	121	108	68	461	

Table 194: If a kid smoked marijuana in your neighborhood would he or she be caught by the police?





Response	6	8	10	12	Total	
NO!	12.2	13.4	17.6	21.2	15.0	
no	18.1	30.1	48.9	51.3	33.5	
yes	28.9	31.3	23.3	19.4	27.1	
YES!	40.7	25.2	10.3	8.2	24.4	
N of Valid	1097	1039	877	392	3405	
N of Miss	102	92	90	62	346	

Table 195: If a kid drank some beer, wine or hard liquor (for example, vodka, whiskey, or gin) in your neighborhood would he or she be caught by the police?





Response	6	8	10	12	Total	
NO!	13.7	16.2	22.6	26.5	18.2	
no	24.9	40.8	55.1	52.9	40.8	
yes	29.1	25.2	15.7	15.5	22.9	
YES!	32.4	17.7	6.6	5.1	18.1	
N of Valid	1090	1038	877	393	3398	
N of Miss	111	94	91	62	358	

Table 196: If a kid carried a handgun in your neighborhood would he or she be caught by the police?





Response	6	8	10	12	Total	
NO!	10.6	13.4	15.6	18.6	13.7	
no	17.3	25.5	35.6	39.2	27.1	
yes	28.0	31.3	31.3	28.0	29.8	
YES!	44.1	29.8	17.5	14.2	29.4	
N of Valid	1091	1036	876	393	3396	
N of Miss	109	94	89	62	354	

Table 197: If you wanted to get some cigarettes, how easy would it be for you to get some?





Response	6	8	10	12	Total	
Very hard	75.0	55.8	25.0	9.4	48.6	
Sort of hard	10.4	13.8	15.1	8.6	12.5	
Sort of easy	6.4	15.7	26.7	16.4	15.7	
Very easy	8.2	14.7	33.1	65.6	23.2	
N of Valid	1074	1034	879	384	3371	
N of Miss	126	98	89	72	385	

Table 198: If you wanted to get some beer, wine or hard liquor (for example, vodka, whiskey, or gin), how easy would it be for you to get some?





Response	6	8	10	12	Total	
Very hard	70.6	46.2	19.5	10.4	42.9	
Sort of hard	12.1	18.9	18.0	12.5	15.8	
Sort of easy	9.3	17.0	27.1	31.9	18.9	
Very easy	8.1	17.9	35.4	45.2	22.4	
N of Valid	1068	1030	876	383	3357	
N of Miss	131	101	91	73	396	

Table 199: If you wanted to get a drug like cocaine, LSD, or amphetamines, how easy would it be for you to get some?





Response	6	8	10	12	Total	
Very hard	94.2	85.4	61.8	49.0	77.9	
Sort of hard	3.5	8.1	21.3	24.1	11.9	
Sort of easy	1.4	3.4	9.7	13.9	5.6	
Very easy	0.9	3.1	7.2	13.1	4.6	
N of Valid	1067	1031	876	382	3356	
N of Miss	133	101	92	74	400	

Table 200: If you wanted to get a handgun, how easy would it be for you to get one?





Response	6	8	10	12	Total	
Very hard	74.4	65.1	52.2	44.4	62.3	
Sort of hard	11.6	12.7	17.4	21.4	14.6	
Sort of easy	5.9	11.3	14.5	13.8	10.7	
Very easy	8.1	10.9	15.9	20.4	12.4	
N of Valid	1066	1030	878	383	3357	
N of Miss	134	102	90	73	399	

Table 201: If you wanted to get some marijuana, how easy would it be for you to get some?





Response	6	8	10	12	Total	
Very hard	91.2	75.0	36.2	24.6	64.2	
Sort of hard	3.8	8.1	10.0	13.1	7.8	
Sort of easy	1.9	7.3	18.5	20.2	10.0	
Very easy	3.2	9.6	35.3	42.1	18.0	
N of Valid	1064	1031	878	382	3355	
N of Miss	137	102	89	74	402	

Table 202: During the past 12 months, have you participated in any alcohol prevention programs or seen any alcohol prevention messages in your school or community? Yes, a school-based program focused on preventing underage drinking and/or drinking and driving.



Response	6	8	10	12	Total	
No	63.4	69.6	75.0	87.5	71.2	
Yes	36.6	30.4	25.0	12.5	28.8	
N of Valid	1201	1133	968	456	3758	
N of Miss	0	0	0	0	0	

Table 203: During the past 12 months, have you participated in any alcohol prevention programs or seen any alcohol prevention messages in your school or community? Yes, a community-based program focused on preventing underage drinking and/or drinking and driving (for example, through your church or temple or through youth groups like Boys and Girls Club or 4-H).



Response	6	8	10	12	Total	
No	89.3	90.4	93.4	93.9	91.2	
Yes	10.7	9.6	6.6	6.1	8.8	
N of Valid	1201	1133	968	456	3758	
N of Miss	0	0	0	0	0	

Table 204: During the past 12 months, have you participated in any alcohol prevention programs or seen any alcohol prevention messages in your school or community? Yes, a media campaign addressing underage drinking and/or drinking and driving (for example, newspaper ads, posters, pamphlets, radio, TV).



Response	6	8	10	12	Total	
No	86.7	88.4	88.8	88.4	88.0	
Yes	13.3	11.6	11.2	11.6	12.0	
N of Valid	1201	1133	968	456	3758	
N of Miss	0	0	0	0	0	

Table 205: During the past 12 months, have you participated in any alcohol prevention programs or seen any alcohol prevention messages in your school or community? No



Response	6	8	10	12	Total	
No	52.2	48.0	41.7	38.4	46.6	
Yes	47.8	52.0	58.3	61.6	53.4	
N of Valid	1201	1133	968	456	3758	
N of Miss	0	0	0	0	0	

Table 206: How wrong do your parents feel it would be for YOU to: drink beer, wine or hard liquor (for example, vodka, whiskey or gin) regularly?


Response	6	8	10	12	Total	
Very wrong	89.9	77.0	65.6	52.5	75.5	
Wrong	6.4	14.8	20.1	21.9	14.2	
A little bit wrong	2.9	6.9	11.1	19.3	8.1	
Not wrong at all	0.7	1.4	3.2	6.3	2.2	
N of Valid	1103	1029	871	379	3382	
N of Miss	98	104	97	77	376	

Table 207: How wrong do your parents feel it would be for YOU to: smoke cigarettes?


Response	6	8	10	12	Total	
Very wrong	93.8	86.3	79.7	65.2	84.7	
Wrong	4.1	10.0	13.0	19.3	9.9	
A little bit wrong	1.5	2.1	4.4	9.0	3.3	
Not wrong at all	0.6	1.6	3.0	6.6	2.2	
N of Valid	1103	1029	870	379	3381	
N of Miss	98	104	98	77	377	

Table 208: How wrong do your parents feel it would be for YOU to: smoke marijuana?


Response	6	8	10	12	Total	
Very wrong	97.4	92.8	85.2	81.5	91.0	
Wrong	1.9	5.3	7.6	10.8	5.4	
A little bit wrong	0.5	1.4	5.2	3.7	2.3	
Not wrong at all	0.3	0.6	2.1	4.0	1.2	
N of Valid	1095	1021	870	379	3365	
N of Miss	106	112	98	77	393	

Table 209: How wrong do your parents feel it would be for YOU to: steal something worth more than \$5?





Response	6	8	10	12	Total	
Very wrong	86.7	83.6	82.7	87.6	84.8	
Wrong	10.8	13.6	13.0	7.4	11.9	
A little bit wrong	1.9	1.9	3.4	3.7	2.5	
Not wrong at all	0.5	0.9	0.9	1.3	0.8	
N of Valid	1098	1026	863	379	3366	
N of Miss	103	106	102	77	388	

Table 210: How wrong do your parents feel it would be for YOU to: draw graffiti, write things, or draw pictures on buildings or other property (without the owner's permission)?





Response	6	8	10	12	Total	
Very wrong	91.1	85.5	81.7	79.4	85.6	
Wrong	5.9	10.1	13.0	14.2	10.0	
A little bit wrong	1.9	3.1	3.7	4.5	3.0	
Not wrong at all	1.1	1.3	1.6	1.8	1.4	
N of Valid	1096	1028	869	379	3372	
N of Miss	104	105	98	77	384	

Table 211: How wrong do your parents feel it would be for YOU to: pick a fight with someone?





Response	6	8	10	12	Total	
Very wrong	73.8	60.8	54.6	55.3	62.8	
Wrong	16.7	23.7	26.5	26.2	22.4	
A little bit wrong	7.2	12.7	15.6	15.1	11.9	
Not wrong at all	2.4	2.8	3.3	3.4	2.9	
N of Valid	1099	1026	867	378	3370	
N of Miss	102	106	101	78	387	

Table 212: During the past 12 months, have you talked with at least one of your parents about the dangers of underage drinking and/or drinking and driving? By parents, we mean either your biological parents, adoptive parents, stepparents, or adult guardians - whether or not they live with you.



Response	6	8	10	12	Total	
No	52.8	56.3	56.7	53.6	55.0	
Yes	47.2	43.8	43.3	46.4	45.0	
N of Valid	1025	1008	852	371	3256	
N of Miss	174	125	115	85	499	

Table 213: Have any of your brothers or sisters ever: drunk beer, wine or hard liquor (for example, vodka, whiskey or gin)?




Response	6	8	10	12	Total	
No	75.8	61.4	43.7	40.8	59.2	
Yes	20.6	33.3	51.4	54.4	36.2	
I don't have any brothers or sisters	3.6	5.3	4.9	4.8	4.6	
N of Valid	1087	1024	858	373	3342	
N of Miss	114	108	110	83	415	

Table 214: Have any of your brothers or sisters ever: smoked marijuana?




Response	6	8	10	12	Total	
No	91.9	81.2	64.8	64.0	78.5	
Yes	4.7	13.5	30.2	30.6	16.9	
I don't have any brothers or sisters	3.4	5.3	5.0	5.4	4.6	
N of Valid	1081	1022	857	372	3332	
N of Miss	120	111	111	84	426	

Table 215: Have any of your brothers or sisters ever: smoked cigarettes?




Response	6	8	10	12	Total	
No	80.6	72.5	58.7	57.0	69.9	
Yes	15.8	22.4	36.1	37.4	25.4	
I don't have any brothers or sisters	3.6	5.2	5.2	5.6	4.7	
N of Valid	1083	1020	850	372	3325	
N of Miss	118	113	117	84	432	

Table 216: Have any of your brothers or sisters ever: taken a handgun to school?




Response	6	8	10	12	Total	
No	95.3	93.2	94.0	94.6	94.2	
Yes	1.2	1.3	0.9	0.5	1.1	
I don't have any brothers or sisters	3.5	5.5	5.0	4.8	4.7	
N of Valid	1077	1017	854	372	3320	
N of Miss	123	116	114	84	437	

Table 217: Have any of your brothers or sisters ever: been suspended or expelled from school?




Response	6	8	10	12	Total	
No	80.0	73.2	71.8	76.0	75.4	
Yes	16.6	21.6	22.9	18.9	20.0	
I don't have any brothers or sisters	3.4	5.2	5.2	5.1	4.6	
N of Valid	1080	1016	859	371	3326	
N of Miss	121	117	109	85	432	

Table 218: The rules in my family are clear.





Response	6	8	10	12	Total	
NO!	3.2	2.4	2.2	2.2	2.6	
no	6.8	7.6	9.9	8.9	8.1	
yes	29.6	38.8	44.1	42.9	37.6	
YES!	60.5	51.1	43.8	46.1	51.7	
N of Valid	1079	1025	858	371	3333	
N of Miss	121	108	109	85	423	

Table 219: People in my family often insult or yell at each other.

Response	6	8	10	12	Total	
NO!	35.6	23.7	19.5	22.0	26.3	
no	34.1	44.5	42.3	46.5	40.8	
yes	21.1	22.2	28.1	22.3	23.4	
YES!	9.3	9.6	10.1	9.1	9.6	
N of Valid	1077	1020	853	372	3322	
N of Miss	123	111	113	84	431	

Table 220: When I am not at home, one of my parents knows where I am and who I am with.

Response	6	8	10	12	Total	
NO!	3.6	2.2	2.4	4.1	2.9	
no	3.4	6.3	9.3	11.7	6.7	
yes	25.4	36.8	48.7	48.0	37.4	
YES!	67.5	54.7	39.6	36.3	52.9	
N of Valid	1073	1016	850	369	3308	
N of Miss	126	117	118	87	448	

Table 221: We argue about the same things in my family over and over.

Response	6	8	10	12	Total	
NO!	34.4	21.8	14.3	14.9	23.2	
no	33.0	40.3	35.3	39.0	36.5	
yes	21.1	26.9	36.8	33.1	28.3	
YES!	11.5	11.1	13.6	13.0	12.1	
N of Valid	1064	1013	851	369	3297	
N of Miss	137	119	115	87	458	

Table 222: If you drank some beer or wine or liquor (for example, vodka, whiskey, or gin) without your parents' permission, would you be caught by your parents?





Response	6	8	10	12	Total	
NO!	8.5	8.0	12.0	15.8	10.1	
no	6.1	19.8	37.9	43.8	22.7	
yes	13.4	20.7	24.9	22.6	19.6	
YES!	72.0	51.4	25.1	17.9	47.6	
N of Valid	1065	1009	847	368	3289	
N of Miss	135	120	117	87	459	

Table 223: My family has clear rules about alcohol and drug use.





Response	6	8	10	12	Total	
NO!	4.5	4.3	3.3	4.3	4.1	
no	6.5	9.2	11.9	14.7	9.6	
yes	16.4	26.1	38.1	34.0	26.9	
YES!	72.6	60.4	46.7	47.0	59.3	
N of Valid	1063	1011	848	368	3290	
N of Miss	135	120	119	88	462	

Table 224: If you carried a handgun without your parents' permission, would you be caught by your parents?





Response	6	8	10	12	Total	
NO!	5.8	5.0	7.7	7.9	6.3	
no	2.7	9.0	17.7	20.9	10.5	
yes	13.6	21.9	28.3	26.9	21.4	
YES!	77.9	64.1	46.3	44.3	61.8	
N of Valid	1056	1009	841	368	3274	
N of Miss	142	124	124	88	478	

Table 225: If you skipped school would you be caught by your parents?

Response	6	8	10	12	Total	
NO!	5.5	5.3	7.8	9.0	6.4	
no	5.5	11.1	20.0	24.9	13.1	
yes	16.0	24.0	33.2	32.5	24.7	
YES!	72.9	59.6	39.1	33.6	55.8	
N of Valid	1064	1013	837	366	3280	
N of Miss	136	120	128	90	474	

Table 226: Do you feel very close to your mother?

Response	6	8	10	12	Total	
NO!	5.5	6.8	9.4	13.2	7.7	
no	6.4	10.8	13.7	12.9	10.4	
yes	17.5	28.7	34.1	30.7	26.6	
YES!	70.6	53.7	42.8	43.3	55.3	
N of Valid	1063	1005	831	365	3264	
N of Miss	134	125	135	91	485	

Table 227: Do you share your thoughts and feelings with your mother?

Response	6	8	10	12	Total	
NO!	11.4	11.2	12.7	16.1	12.2	
no	17.1	24.3	27.2	25.4	22.8	
yes	26.6	29.4	30.5	30.9	28.9	
YES!	44.9	35.1	29.6	27.6	36.0	
N of Valid	1048	1005	835	366	3254	
N of Miss	150	125	130	90	495	

Table 228: My parents ask me what I think before most family decisions affecting me are made.

Response	6	8	10	12	Total
NO!	13.7	12.0	14.9	13.4	13.5
no	18.3	20.6	27.4	26.2	22.3
yes	34.1	36.9	38.1	40.7	36.8
YES!	33.8	30.4	19.5	19.7	27.5
N of Valid	1034	999	831	366	3230
N of Miss	166	134	134	90	524

Table 229: Do you share your thoughts and feelings with your father?

Response	6	8	10	12	Total
NO!	19.8	19.6	22.7	22.3	20.7
no	22.3	26.2	31.4	28.0	26.5
yes	27.6	28.2	27.6	29.4	28.0
YES!	30.4	25.9	18.3	20.3	24.8
N of Valid	1037	999	829	364	3229
N of Miss	158	130	137	92	517

Table 230: Do you enjoy spending time with your mother?

Response	6	8	10	12	Total
NO!	4.0	4.3	6.8	9.3	5.4
no	4.3	8.5	10.5	12.3	8.1
yes	25.4	38.6	44.1	41.4	36.0
YES!	66.3	48.7	38.6	37.0	50.5
N of Valid	1049	1001	829	365	3244
N of Miss	149	130	137	91	507

Table 231: Do you enjoy spending time with your father?

Response	6	8	10	12	Total	
NO!	8.5	10.0	13.2	11.8	10.5	
no	6.1	6.6	13.9	11.8	8.9	
yes	23.2	36.0	39.5	41.9	33.4	
YES!	62.3	47.4	33.4	34.4	47.1	
N of Valid	1039	1000	826	363	3228	
N of Miss	160	133	140	93	526	

Table 232: If I had a personal problem, I could ask my mom or dad for help.

Response	6	8	10	12	Total	
NO!	6.9	6.8	8.8	8.2	7.5	
no	4.8	10.3	14.8	12.8	9.9	
yes	25.5	33.4	40.4	39.9	33.4	
YES!	62.9	49.4	36.1	39.1	49.2	
N of Valid	1051	999	832	366	3248	
N of Miss	148	132	134	90	504	

Table 233: Do you feel very close to your father?

Response	6	8	10	12	Total	
NO!	11.0	11.8	16.5	16.8	13.3	
no	9.5	15.5	20.9	18.5	15.3	
yes	21.8	28.1	32.1	33.6	27.7	
YES!	57.7	44.6	30.4	31.1	43.7	
N of Valid	1045	993	828	363	3229	
N of Miss	156	140	140	93	529	

Table 234: My parents give me lots of chances to do fun things with them.


Response	6	8	10	12	Total	
NO!	6.5	7.1	9.6	9.6	7.8	
no	11.2	16.2	21.8	26.2	17.1	
yes	25.9	35.1	37.0	34.4	32.5	
YES!	56.3	41.6	31.6	29.8	42.5	
N of Valid	1058	1002	832	366	3258	
N of Miss	142	131	135	90	498	

Table 235: My parents ask if I've gotten my homework done.


Response	6	8	10	12	Total	
NO!	2.9	2.6	5.3	10.9	4.3	
no	2.4	6.6	11.9	20.1	8.1	
yes	24.7	35.8	44.7	43.5	35.3	
YES!	70.0	55.0	38.1	25.6	52.4	
N of Valid	1075	1002	838	359	3274	
N of Miss	126	131	130	97	484	

Table 236: People in my family have serious arguments.

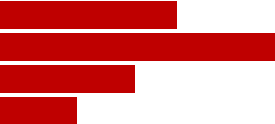
Response	6	8	10	12	Total	
NO!	35.9	26.5	17.5	22.6	26.8	
no	36.5	45.0	49.2	45.3	43.4	
yes	17.2	19.3	22.2	22.9	19.8	
YES!	10.4	9.2	11.0	9.2	10.1	
N of Valid	1049	998	833	358	3238	
N of Miss	150	134	134	98	516	

Table 237: Would your parents know if you did not come home on time?

Response	6	8	10	12	Total
NO!	2.9	2.7	3.7	3.9	3.2
no	7.2	12.1	12.1	15.1	10.9
yes	28.1	36.1	43.0	45.7	36.3
YES!	61.7	49.1	41.1	35.3	49.6
N of Valid	1052	992	832	357	3233
N of Miss	149	140	136	99	524

Table 238: It is important to be honest with your parents, even if they become upset or you get punished.

Response	6	8	10	12	Total
NO!	2.8	2.8	4.5	5.6	3.5
no	2.6	8.8	13.8	13.7	8.6
yes	25.6	38.1	42.8	48.0	36.3
YES!	69.1	50.4	39.0	32.7	51.6
N of Valid	1054	993	829	358	3234
N of Miss	146	140	137	98	521

Table 239: My parents notice when I am doing a good job and let me know about it.

Response	6	8	10	12	Total
Never or Almost Never	6.8	9.5	10.2	9.9	8.8
Sometimes	19.1	25.3	31.4	32.2	25.6
Often	31.7	29.9	29.2	31.1	30.5
All the time	42.4	35.3	29.2	26.8	35.2
N of Valid	1063	989	825	354	3231
N of Miss	138	142	143	102	525

Table 240: How often do your parents tell you they're proud of you for something you've done?





Response	6	8	10	12	Total	
Never or Almost Never	6.2	10.3	12.3	10.2	9.4	
Sometimes	16.4	22.4	28.4	31.2	22.9	
Often	32.7	28.9	33.0	31.2	31.5	
All the time	44.7	38.5	26.3	27.5	36.2	
N of Valid	1051	983	821	353	3208	
N of Miss	149	150	147	102	548	

Table 241: How many brothers and sisters, including stepbrothers and stepsisters, do you have that are younger than you?








Response	6	8	10	12	Total	
0	34.1	32.8	33.9	28.5	33.0	
1	30.2	29.3	30.0	29.3	29.8	
2	19.1	17.5	17.4	19.2	18.2	
3	5.5	10.7	7.3	11.3	8.2	
4	5.1	4.7	4.9	4.8	4.9	
5	2.6	2.7	3.2	3.4	2.8	
6 or more	3.5	2.2	3.3	3.7	3.1	
N of Valid	1042	978	820	355	3195	
N of Miss	154	153	147	101	555	

Table 242: How many brothers and sisters, including stepbrothers and stepsisters, do you have that are older than you?








Response	6	8	10	12	Total	
0	32.7	31.8	35.0	40.4	33.9	
1	26.2	25.9	28.5	26.4	26.7	
2	18.6	17.8	16.6	15.4	17.5	
3	9.7	11.0	9.5	7.0	9.8	
4	4.7	5.8	3.9	5.1	4.9	
5	3.2	4.0	2.4	2.8	3.2	
6 or more	4.8	3.7	4.0	2.8	4.0	
N of Valid	1058	979	818	356	3211	
N of Miss	142	154	150	100	546	

Table 243: Have you changed homes in the past year (the last 12 months)?



Response	6	8	10	12	Total	
No	72.2	72.4	73.7	75.3	73.0	
Yes	27.8	27.6	26.3	24.7	27.0	
N of Valid	1051	977	816	356	3200	
N of Miss	150	156	152	100	558	

Table 244: How many times have you changed homes since kindergarten?






Response	6	8	10	12	Total	
Never	31.7	25.3	21.1	19.8	25.7	
1 or 2 times	31.7	34.0	33.6	33.3	33.1	
3 or 4 times	20.8	20.7	19.6	23.4	20.7	
5 or 6 times	7.9	10.3	11.5	10.7	9.9	
7 or more times	7.9	9.8	14.3	12.7	10.6	
N of Valid	1045	973	812	354	3184	
N of Miss	156	158	154	102	570	

Table 245: Have you changed schools (including changing from elementary to middle and middle to high school) in the past year?



Response	6	8	10	12	Total	
No	55.4	53.8	56.8	82.0	58.2	
Yes	44.6	46.2	43.2	18.0	41.8	
N of Valid	1035	968	810	350	3163	
N of Miss	165	164	158	106	593	

Table 246: How many times have you changed schools since kindergarten (including changing from elementary to middle and middle to high school)?






Response	6	8	10	12	Total	
Never	17.8	14.2	10.3	19.5	15.0	
1 or 2 times	48.3	30.4	14.1	13.3	30.3	
3 or 4 times	22.5	36.3	41.7	33.1	32.8	
5 or 6 times	7.3	12.3	21.1	21.2	13.9	
7 or more times	4.0	6.9	12.9	12.7	8.1	
N of Valid	1051	975	809	353	3188	
N of Miss	150	158	159	103	570	

Table 247: Has anyone in your family ever had severe alcohol or drug problems?



Response	6	8	10	12	Total	
No	73.2	70.4	58.2	61.5	67.2	
Yes	26.8	29.6	41.8	38.5	32.8	
N of Valid	1032	973	803	351	3159	
N of Miss	167	160	164	104	595	

Table 248: About how many adults (over 21) have you known personally who in the past year have: used marijuana, crack, cocaine, or other drugs?






Response	6	8	10	12	Total	
0	77.0	72.4	53.7	52.3	66.9	
1	11.3	11.2	14.5	12.6	12.2	
2	4.5	6.0	12.0	10.3	7.5	
3-4	3.2	4.0	9.0	8.3	5.5	
5+	4.0	6.3	10.9	16.6	7.8	
N of Valid	1032	969	801	350	3152	
N of Miss	168	164	165	106	603	

Table 249: About how many adults (over 21) have you known personally who in the past year have: sold or dealt drugs?






Response	6	8	10	12	Total	
0	89.2	83.6	70.6	67.4	80.3	
1	5.7	7.0	11.2	12.9	8.3	
2	2.2	3.5	8.1	8.3	4.8	
3-4	1.2	2.4	3.6	7.1	2.8	
5+	1.6	3.4	6.5	4.3	3.7	
N of Valid	1032	965	798	350	3145	
N of Miss	168	168	168	106	610	

Table 250: About how many adults (over 21) have you known personally who in the past year have: done other things that could get them in trouble with the police, like stealing, selling stolen goods, mugging or assaulting others, etc.?






Response	6	8	10	12	Total	
0	82.9	77.3	63.3	66.6	74.4	
1	9.3	9.7	14.1	12.0	11.0	
2	2.8	4.6	7.9	7.4	5.2	
3-4	2.0	3.5	4.9	5.7	3.6	
5+	2.9	4.9	9.9	8.3	5.9	
N of Valid	1028	966	801	350	3145	
N of Miss	172	167	166	106	611	

Table 251: About how many adults (over 21) have you known personally who in the past year have: gotten drunk or high?






Response	6	8	10	12	Total	
0	64.2	49.7	33.4	34.8	48.7	
1	16.6	17.9	14.8	9.4	15.7	
2	7.5	8.9	12.1	12.3	9.6	
3-4	4.7	7.0	12.0	14.0	8.3	
5+	7.0	16.5	27.7	29.6	17.7	
N of Valid	1032	964	799	351	3146	
N of Miss	168	168	167	105	608	

Table 252: Have you seen or heard information about underage drinking in the past 12 months from the following sources? Radio



Response	6	8	10	12	Total	
No	54.2	45.9	46.7	42.6	48.5	
Yes	45.8	54.1	53.3	57.4	51.5	
N of Valid	1022	961	794	345	3122	
N of Miss	179	172	173	111	635	

Table 253: Have you seen or heard information about underage drinking in the past 12 months from the following sources? TV.



Response	6	8	10	12	Total	
No	26.6	22.9	21.9	23.3	23.9	
Yes	73.4	77.1	78.1	76.7	76.1	
N of Valid	1020	955	795	344	3114	
N of Miss	179	178	173	111	641	

Table 254: Have you seen or heard information about underage drinking in the past 12 months from the following sources? Print. This includes information on underage drinking you may have seen in the newspaper, on a billboard, in pamphlets, on stickers, etc.



Response	6	8	10	12	Total	
No	50.4	40.3	36.5	41.2	42.7	
Yes	49.6	59.7	63.5	58.8	57.3	
N of Valid	1014	957	791	345	3107	
N of Miss	187	176	177	111	651	

Table 255: Have you seen or heard information about underage drinking in the past 12 months from the following sources? Website or social media? (Facebook, Myspace, website, etc.)



Response	6	8	10	12	Total	
No	55.7	42.7	37.8	38.6	45.2	
Yes	44.3	57.3	62.2	61.4	54.8	
N of Valid	1013	958	793	345	3109	
N of Miss	188	175	175	111	649	

Table 256: The next questions ask about your opinions of the information you saw or heard. If you have seen or heard more than one ad, please think about your favorite ad when answering these questions. The information about underage drinking that I saw or heard was convincing.

Response	6	8	10	12	Total	
NO!	21.5	15.2	13.9	15.6	17.0	
no	8.3	14.5	21.8	22.1	15.2	
yes	17.0	31.4	36.9	37.5	28.8	
YES!	30.0	25.4	16.1	15.3	23.4	
I have not seen or heard any ads about underage drinking in the past 12 months.	23.1	13.6	11.3	9.4	15.7	
N of Valid	999	934	785	339	3057	
N of Miss	200	197	181	116	694	

Table 257: The next questions ask about your opinions of the information you saw or heard. If you have seen or heard more than one ad, please think about your favorite ad when answering these questions. The information about underage drinking that I saw or heard grabbed my attention.

Response	6	8	10	12	Total	
NO!	17.9	13.2	12.5	13.8	14.6	
no	11.3	17.1	24.1	25.9	18.0	
yes	18.5	29.0	34.0	37.9	27.9	
YES!	30.8	26.7	18.0	13.2	24.3	
I have not seen or heard any ads about underage drinking in the past 12 months.	21.4	14.0	11.4	9.1	15.2	
N of Valid	999	930	783	340	3052	
N of Miss	202	200	182	116	700	

Table 258: The next questions ask about your opinions of the information you saw or heard. If you have seen or heard more than one ad, please think about your favorite ad when answering these questions. The information about underage drinking that I saw or heard said something important to me.

Response	6	8	10	12	Total	
NO!	16.9	13.8	12.5	15.6	14.7	
no	10.5	18.2	28.0	28.8	19.4	
yes	19.4	29.7	30.1	32.9	26.8	
YES!	30.3	24.4	17.8	13.5	23.4	
I have not seen or heard any ads about underage drinking in the past 12 months.	22.9	13.9	11.6	9.1	15.7	
N of Valid	994	928	783	340	3045	
N of Miss	206	204	184	116	710	

Table 259: The next questions ask about your opinions of the information you saw or heard. If you have seen or heard more than one ad, please think about your favorite ad when answering these questions. Seeing or hearing this information about underage drinking made me want to stop or decrease my drinking.










Response	6	8	10	12	Total	
NO!	19.4	15.3	18.5	21.6	18.1	
no	4.5	12.3	24.5	32.0	15.4	
yes	7.4	17.7	21.6	21.3	16.0	
YES!	29.4	29.5	18.5	12.3	24.6	
I have not seen or heard any ads about underage drinking in the past 12 months.	39.3	25.2	16.9	12.9	25.9	
N of Valid	892	904	768	334	2898	
N of Miss	307	227	198	122	854	

Table 260: How honest were you in filling out this survey?

Response	6	8	10	12	Total	
I was very honest	87.1	84.3	82.1	79.5	84.1	
I was honest pretty much of the time	10.3	12.5	14.2	16.8	12.7	
I was honest some of the time	2.0	2.3	2.6	2.6	2.3	
I was honest once in a while	0.6	0.8	1.0	1.1	0.8	
I was not honest at all	0.0	0.0	0.0	0.0	0.0	
N of Valid	1025	951	801	351	3128	
N of Miss	174	180	167	105	626	