

# 2019 APNA

## Arkansas Prevention Needs Assessment Survey

**Drew County  
Tables**

Arkansas Department of Human Services,  
Division of Aging, Adults, and Behavioral  
Health Services  
And  
University of Arkansas at Little Rock  
MidSOUTH Center for Prevention and Training



## Contents

### 1 INTRODUCTION

11

### 2 PERCENTAGE TABLES

15

## List of Frequency Distribution Tables

1	Gender . . . . .	16
2	Age . . . . .	16
3	Are you Hispanic or Latino? . . . . .	16
4	What is your race? Black or African American . . . . .	17
5	What is your race? Asian . . . . .	17
6	What is your race? American Indian . . . . .	17
7	What is your race? Alaska Native . . . . .	17
8	What is your race? White . . . . .	18
9	What is your race? Native Hawaiian or Other Pacific Islander . . . . .	18
10	What is your race? Other . . . . .	18
11	What is the highest level of schooling completed by your mother or father? . . . . .	19
12	Think of where you live most of the time. Which of the following people live there with you? Mother . . . . .	19
13	Think of where you live most of the time. Which of the following people live there with you? Stepmother . . . . .	19
14	Think of where you live most of the time. Which of the following people live there with you? Foster Mother . . . . .	20
15	Think of where you live most of the time. Which of the following people live there with you? Grandmother . . . . .	20
16	Think of where you live most of the time. Which of the following people live there with you? Aunt . . . . .	20
17	Think of where you live most of the time. Which of the following people live there with you? Father . . . . .	20
18	Think of where you live most of the time. Which of the following people live there with you? Stepfather . . . . .	21
19	Think of where you live most of the time. Which of the following people live there with you? Foster Father . . . . .	21
20	Think of where you live most of the time. Which of the following people live there with you? Grandfather . . . . .	21
21	Think of where you live most of the time. Which of the following people live there with you? Uncle . . . . .	21
22	Think of where you live most of the time. Which of the following people live there with you? Other Adults . . . . .	22
23	Think of where you live most of the time. Which of the following people live there with you? Brother(s) . . . . .	22
24	Think of where you live most of the time. Which of the following people live there with you? Stepbrother(s) . . . . .	22
25	Think of where you live most of the time. Which of the following people live there with you? Sister(s) . . . . .	22
26	Think of where you live most of the time. Which of the following people live there with you? Stepsister(s) . . . . .	23

27	Think of where you live most of the time. Which of the following people live there with you? Other Children . . . . .	23
28	In my school, students have lots of chances to help decide things like class activities and rules. . . . .	23
29	Teachers ask me to work on special classroom projects. . . . .	23
30	My teacher(s) notices when I am doing a good job and lets me know about it. . . . .	24
31	There are lots of chances for students in my school to get involved in sports, clubs, and other school activities outside of class. . . . .	24
32	There are lots of chances for students in my school to talk with a teacher one-on-one. . . . .	24
33	I feel safe at my school. . . . .	25
34	The school lets my parents know when I have done something well. . . . .	25
35	My teachers praise me when I work hard in school. . . . .	25
36	Are your school grades better than the grades of most students in your class? . . . . .	26
37	I have lots of chances to be part of class discussions or activities. . . . .	26
38	Now thinking back over the past year in school, how often did you: enjoy being in school? . . . . .	26
39	Now thinking back over the past year in school, how often did you: hate being in school? . . . . .	27
40	Now thinking back over the past year in school, how often did you: try to do your best work in school? . . . . .	27
41	How often do you feel that the school work you are assigned is meaningful and important? . . . . .	27
42	Putting them all together, what were your grades like last year? . . . . .	28
43	How important do you think the things you are learning in school are going to be for your later life? . . . . .	28
44	During the LAST FOUR WEEKS how many whole days of school have you missed because you skipped or "cut"? . . . . .	28
45	What are the chances you would be seen as cool if you: smoked cigarettes? . . . . .	29
46	What are the chances you would be seen as cool if you: worked hard at school? . . . . .	29
47	What are the chances you would be seen as cool if you: began drinking alcoholic beverages regularly, that is, at least once or twice a month? . . . . .	29
48	What are the chances you would be seen as cool if you: defended someone who was being bullied? . . . . .	30
49	What are the chances you would be seen as cool if you: smoked marijuana? . . . . .	30
50	What are the chances you would be seen as cool if you: carried a handgun? . . . . .	30
51	What are the chances you would be seen as cool if you: used e-cigarettes, e-cigars or e-hookahs (vaping)? . . . . .	31

52	What are the chances you would be seen as cool if you: bullied someone or cyber bullied someone? . . . . .	31
53	Think of your four best friends (the friends you feel closest to). In the past year (12 months), how many of your best friends have: participated in clubs, organizations or activities at school? . . . . .	31
54	Think of your four best friends (the friends you feel closest to). In the past year (12 months), how many of your best friends have: smoked cigarettes? . . . . .	32
55	Think of your four best friends (the friends you feel closest to). In the past year (12 months), how many of your best friends have: tried beer, wine or hard liquor (for example, vodka, whiskey, or gin) when their parents didn't know about it? . . . . .	32
56	Think of your four best friends (the friends you feel closest to). In the past year (12 months), how many of your best friends have: used e-cigarettes, e-cigars, or e-hookahs? . . . . .	32
57	Think of your four best friends (the friends you feel closest to). In the past year (12 months), how many of your best friends have: used marijuana? . . . . .	33
58	Think of your four best friends (the friends you feel closest to). In the past year (12 months), how many of your best friends have: used prescription drugs or non-prescription drugs for the purpose of getting high? . . . . .	33
59	Think of your four best friends (the friends you feel closest to). In the past year (12 months), how many of your best friends have: used synthetic marijuana (K2, spice) or bath salts? . . . . .	33
60	Think of your four best friends (the friends you feel closest to). In the past year (12 months), how many of your best friends have: used LSD, cocaine, amphetamines, or other illegal drugs? . . . . .	34
61	Think of your four best friends (the friends you feel closest to). In the past year (12 months), how many of your best friends have: been bullied? . . . . .	34
62	Think of your four best friends (the friends you feel closest to). In the past year (12 months), how many of your best friends have: been suspended from school? . . . . .	34
63	Think of your four best friends (the friends you feel closest to). In the past year (12 months), how many of your best friends have: carried a handgun? . . . . .	35
64	Think of your four best friends (the friends you feel closest to). In the past year (12 months), how many of your best friends have: sold illegal drugs? . . . . .	35
65	Think of your four best friends (the friends you feel closest to). In the past year (12 months), how many of your best friends have: regularly attended religious services? . . . . .	35

66	Think of your four best friends (the friends you feel closest to). In the past year (12 months), how many of your best friends have: stolen or tried to steal a motor vehicle such as a car or motorcycle?	36
67	Think of your four best friends (the friends you feel closest to). In the past year (12 months), how many of your best friends have: been arrested?	36
68	Think of your four best friends (the friends you feel closest to). In the past year (12 months), how many of your best friends have: dropped out of school?	36
69	Think of your four best friends (the friends you feel closest to). In the past year (12 months), how many of your best friends have: been members of a gang?	37
70	How old were you when you first: smoked marijuana?	37
71	How old were you when you first: smoked a cigarette, even just a puff?	38
72	How old were you when you first: had more than a sip or two of beer, wine or hard liquor (for example, vodka, whiskey, or gin)?	38
73	How old were you when you first: began drinking alcoholic beverages regularly, that is, at least once or twice a month?	39
74	How old were you when you first: used Pegaramide (peg, Peggy)?	39
75	How old were you when you first: got suspended from school?	40
76	How old were you when you first: got arrested?	40
77	How old were you when you first: carried a handgun?	41
78	How old were you when you first: used e-cigarettes, e-cigars, or e-hookahs (vaping)?	41
79	How old were you when you first: belonged to a gang?	42
80	How old were you when you first: used prescription drugs not prescribed to you?	42
81	How wrong do you think it is for someone your age to: take a handgun to school?	43
82	How wrong do you think it is for someone your age to: steal anything?	43
83	How wrong do you think it is for someone your age to: pick a fight with someone?	43
84	How wrong do you think it is for someone your age to: attack someone with the idea of seriously hurting them?	44
85	How wrong do you think it is for someone your age to: stay away from school all day when their parents think they are at school?	44
86	How wrong do you think it is for someone your age to: drink beer, wine or hard liquor (for example, vodka, whiskey, or gin) regularly?	44
87	How wrong do you think it is for someone your age to: smoke cigarettes?	45
88	How wrong do you think it is for someone your age to: smoke marijuana?	45

89	How wrong do you think it is for someone your age to: use prescription drugs or non-prescription drugs for the purpose of getting high?	45
90	How wrong do you think it is for someone your age to: use synthetic marijuana (K2, spice) or bath salts?	46
91	How wrong do you think it is for someone your age to: use LSD, cocaine, amphetamines or another illegal drug?	46
92	How wrong do you think it is for someone your age to: use e-cigarettes, e-cigars or e-hookahs (vaping)?	46
93	At school during the past 12 months, did you receive help from the resource teacher, speech therapist or other special education teacher?	47
94	How many times in the past year (12 months) have you: been suspended from school?	47
95	How many times in the past year (12 months) have you: carried a handgun?	47
96	How many times in the past year (12 months) have you: sold illegal drugs?	48
97	How many times in the past year (12 months) have you: stolen or tried to steal a motor vehicle such as a car or motorcycle?	48
98	How many times in the past year (12 months) have you: participated in clubs, organizations or activities at school?	48
99	How many times in the past year (12 months) have you: been arrested?	49
100	How many times in the past year (12 months) have you: attacked someone with the idea of seriously hurting them?	49
101	How many times in the past year (12 months) have you: been drunk or high at school?	49
102	How many times in the past year (12 months) have you: taken a handgun to school?	50
103	How many times in the past year (12 months) have you: used e-cigarettes, e-cigars, or e-hookahs (vaping)?	50
104	Are you currently on probation, or assigned a probation officer with Juvenile Court?	50
105	Have you ever belonged to a gang?	51
106	If you have ever belonged to a gang, did that gang have a name?	51
107	You are at a party at someone's house, and one of your friends offers you a drink containing alcohol. What would you say or do?	51
108	How often do you attend religious services or activities?	52
109	I think sometimes it's okay to cheat at school.	52
110	It is important to think before you act.	52
111	Sometimes I think that life is not worth it.	53
112	At times I think I am no good at all.	53
113	All in all, I am inclined to think that I am a failure.	53
114	In the past year, have you felt depressed or sad MOST days, even if you felt okay sometimes?	54
115	It is all right to beat up people if they start the fight.	54



116	I think it is okay to take something without asking if you can get away with it. . . . .	54
117	Where do you get the most information about living a drug and alcohol free life? Parents/guardians . . . . .	55
118	Where do you get the most information about living a drug and alcohol free life? Friends . . . . .	55
119	Where do you get the most information about living a drug and alcohol free life? Family members . . . . .	55
120	Where do you get the most information about living a drug and alcohol free life? School . . . . .	56
121	Where do you get the most information about living a drug and alcohol free life? Internet . . . . .	56
122	Where do you get the most information about living a drug and alcohol free life? TV . . . . .	56
123	Where do you get the most information about living a drug and alcohol free life? Social media . . . . .	57
124	How much do you think people risk harming themselves (physically or in other ways) if they: smoked one or more packs of cigarettes per day? . . . . .	57
125	How much do you think people risk harming themselves (physically or in other ways) if they: try marijuana once or twice? . . . . .	57
126	How much do you think people risk harming themselves (physically or in other ways) if they: smoke marijuana once or twice a week? . . . . .	58
127	How much do you think people risk harming themselves (physically or in other ways) if they: take one or two drinks of an alcoholic beverage (beer, wine, liquor) nearly every day? . . . . .	58
128	How much do you think people risk harming themselves (physically or in other ways) if they: have five or more drinks of an alcoholic beverage once or twice a weekend? . . . . .	58
129	How much do you think people risk harming themselves (physically or in other ways) if they: use prescription drugs that are not prescribed to them? . . . . .	59
130	How much do you think people risk harming themselves (physically or in other ways) if they: use non-prescription drugs to get high? . . . . .	59
131	How much do you think people risk harming themselves (physically or in other ways) if they: use e-cigarettes, e-cigars, or e-hookahs? . . . . .	59
132	Have you ever used smokeless tobacco (chew, snuff, plug, dipping tobacco, or chewing tobacco)? . . . . .	60
133	How often have you used smokeless tobacco during the past 30 days? . . . . .	60
134	Have you ever smoked cigarettes? . . . . .	60
135	How frequently have you smoked cigarettes during the past 30 days? . . . . .	61
136	Which statement best describes rules about smoking inside your home or your family cars? . . . . .	61
137	Have you ever used e-cigarettes, e-cigars, or e-hookahs (vaping)? . . . . .	61

138	How frequently have you used e-cigarettes, e-cigars, or e-hookahs (vaping)? . . . . .	62
139	During this school year, were you taught in any of your classes about the dangers of tobacco use? . . . . .	62
140	During the past 12 months, have you participated in any community activities to discourage people your age from using cigarettes, chewing tobacco, snuff, dip or cigars, e-cigarettes, e-cigars, or e-hookahs? . . . . .	62
141	Think back over the last two weeks. How many times have you had five or more alcoholic drinks in a row? . . . . .	63
142	During the past 30 days, how many times did you ride in a car or other vehicle driven by someone who had been drinking alcohol or using drugs to get high? . . . . .	63
143	During the past 30 days, how many times did you drive a car or other vehicle when you had been drinking alcohol or using drugs to get high? . . . . .	63
144	If you drank alcohol (not just a sip or taste) in the past year, where did you usually drink it? . . . . .	64
145	How do you feel about someone your age having one or two drinks of an alcoholic beverage nearly every day? . . . . .	64
146	On how many occasions have you had alcoholic beverages (beer, wine or hard liquor) to drink in your lifetime - more than just a few sips? . . . . .	64
147	On how many occasions have you drunk one of more drinks of an alcoholic beverage during the past 30 days? . . . . .	65
148	On how many occasions have you used marijuana (grass, pot) or hashish (hash, hash oil) in your lifetime? . . . . .	65
149	On how many occasions have you used marijuana (grass, pot) or hashish (hash, hash oil) during the past 30 days? . . . . .	65
150	On how many occasions have you used LSD or other psychedelics in your lifetime? . . . . .	66
151	On how many occasions have you used LSD or other psychedelics during the past 30 days? . . . . .	66
152	On how many occasions have you used cocaine or crack in your lifetime? . . . . .	66
153	On how many occasions have you used cocaine or crack during the past 30 days? . . . . .	67
154	On how many occasions have you sniffed glue, breathed the contents of an aerosol spray can, or inhaled other gases or sprays, in order to get high in your lifetime? . . . . .	67
155	On how many occasions have you sniffed glue, breathed the contents of an aerosol spray can, or inhaled other gases or sprays, in order to get high during the past 30 days? . . . . .	67
156	On how many occasions have you used Pegaramide (peg, Peggy, etc.) in your lifetime? . . . . .	68

157	On how many occasions have you used Pegaramide (peg, Peggy, etc.) during the past 30 days? . . . . .	68
158	On how many occasions have you used synthetic marijuana (K2, spice) in your lifetime? . . . . .	68
159	On how many occasions have you used synthetic marijuana (K2, spice) during the past 30 days? . . . . .	69
160	On how many occasions have you used methamphetamines (meth, speed, crank, crystal meth) in your lifetime? . . . . .	69
161	On how many occasions have you used methamphetamines (meth, speed, crank, crystal meth) in the past 30 days? . . . . .	69
162	On how many occasions have you used other chemical products (bath salts, plant food, etc.) in your lifetime? . . . . .	70
163	On how many occasions have you used other chemical products (bath salts, plant food, etc.) during the past 30 days? . . . . .	70
164	On how many occasions have you used heroin or other opiates in your lifetime? . . . . .	70
165	On how many occasions have you used heroin or other opiates during the past 30 days? . . . . .	71
166	On how many occasions have you used MDMA ('X', 'E', or ecstasy) in your lifetime? . . . . .	71
167	On how many occasions have you used MDMA ('X', 'E', or ecstasy) during the past 30 days? . . . . .	71
168	On how many occasions have you taken prescription drugs (such as Valium, Xanax, Ritalin, Adderall, OxyContin, Tramadol, or sleeping pills) not prescribed to you in your lifetime? . . . . .	72
169	On how many occasions have you taken prescription drugs (such as Valium, Xanax, Ritalin, Adderall, OxyContin, Tramadol, or sleeping pills) not prescribed to you during the past 30 days? . . . . .	72
170	On how many occasions have you taken non-prescription medicines such as diet pills (for example, Dietac, Dexatrim or Prolamine), stay-awake pills (for example No-Doz, Vivarin, or Wake), or cough or cold medicines (robos, DXM, etc.) to get high in your lifetime? . . . . .	72
171	On how many occasions have you taken non-prescription medicines such as diet pills (for example, Dietac, Dexatrim or Prolamine), stay-awake pills (for example No-Doz, Vivarin, or Wake), or cough or cold medicines (robos, DXM, etc.) to get high during the past 30 days? . . . . .	73
172	On how many occasions have you been drunk or very high from drinking alcoholic beverages during the past 30 days? . . . . .	73
173	On how many occasions have you drunk flavored alcoholic beverages, sometimes called 'alcopops' (like Mike's Hard Lemonade, Smirnoff Ice, Bacardi Breezers, etc.) in your lifetime? . . . . .	73
174	On how many occasions have you drunk flavored alcoholic beverages, sometimes called 'alcopops' (like Mike's Hard Lemonade, Smirnoff Ice, Bacardi Breezers, etc.) during the past 30 days? . . . . .	74

175	If you smoked cigarettes (not just a puff or drag) in the past year, how did you usually get them? . . . . .	74
176	If you used e-cigarettes, e-cigars, or e-hookahs (not just a puff or drag) in the past year, how did you usually get them? - I did not use e-cigarettes, e-cigars, or e-hookahs in the past year . . . . .	75
177	If you used e-cigarettes, e-cigars, or e-hookahs (not just a puff or drag) in the past year, how did you usually get them? - I bought them in a store such as a convenience store, supermarket, discount store, or gas station . . . . .	75
178	If you used e-cigarettes, e-cigars, or e-hookahs (not just a puff or drag) in the past year, how did you usually get them? - I got them on the Internet . . . . .	75
179	If you used e-cigarettes, e-cigars, or e-hookahs (not just a puff or drag) in the past year, how did you usually get them? - I got them at a store that sells electronic cigarettes, such as a "vape shop" . . . . .	75
180	If you used e-cigarettes, e-cigars, or e-hookahs (not just a puff or drag) in the past year, how did you usually get them? - I got them from a family member . . . . .	76
181	If you used e-cigarettes, e-cigars, or e-hookahs (not just a puff or drag) in the past year, how did you usually get them? - I got them from a friend . . . . .	76
182	If you used e-cigarettes, e-cigars, or e-hookahs (not just a puff or drag) in the past year, how did you usually get them? - A stranger got them for me . . . . .	76
183	If you used e-cigarettes, e-cigars, or e-hookahs (not just a puff or drag) in the past year, how did you usually get them? - I took them from a store or shop . . . . .	76
184	If you used e-cigarettes, e-cigars, or e-hookahs (not just a puff or drag) in the past year, how did you usually get them? - I got them some other way . . . . .	77
185	If you used marijuana (grass, pot) (not just a puff or drag) in the past year, how did you usually get it? - I did not use marijuana (grass, pot) in the past year . . . . .	77
186	If you used marijuana (grass, pot) (not just a puff or drag) in the past year, how did you usually get it? - I bought it myself . . . . .	77
187	If you used marijuana (grass, pot) (not just a puff or drag) in the past year, how did you usually get it? - I got it from someone at school . . . . .	77
188	If you used marijuana (grass, pot) (not just a puff or drag) in the past year, how did you usually get it? - I got it from someone with a medical marijuana card . . . . .	78
189	If you used marijuana (grass, pot) (not just a puff or drag) in the past year, how did you usually get it? - I got it from my brother or sister . . . . .	78

190	If you used marijuana (grass, pot) (not just a puff or drag) in the past year, how did you usually get it? - I got it from another relative	78
191	If you used marijuana (grass, pot) (not just a puff or drag) in the past year, how did you usually get it? - Other	78
192	If you drank alcohol (not just a sip or taste) in the past year, how did you usually get it?	79
193	If you used prescription drugs or over the counter drugs without a doctor telling you to use it or for the purpose of getting high, where did you get these drugs? - Did not use	79
194	If you used prescription drugs or over the counter drugs without a doctor telling you to use it or for the purpose of getting high, where did you get these drugs? - Bought or took from store or shop	80
195	If you used prescription drugs or over the counter drugs without a doctor telling you to use it or for the purpose of getting high, where did you get these drugs? - Got from parents with permission	80
196	If you used prescription drugs or over the counter drugs without a doctor telling you to use it or for the purpose of getting high, where did you get these drugs? - Got from home without permission	80
197	If you used prescription drugs or over the counter drugs without a doctor telling you to use it or for the purpose of getting high, where did you get these drugs? - Got from relative with permission	80
198	If you used prescription drugs or over the counter drugs without a doctor telling you to use it or for the purpose of getting high, where did you get these drugs? - Got from relative without permission	81
199	If you used prescription drugs or over the counter drugs without a doctor telling you to use it or for the purpose of getting high, where did you get these drugs? - Got from friend's home with permission	81
200	If you used prescription drugs or over the counter drugs without a doctor telling you to use it or for the purpose of getting high, where did you get these drugs? - Got from friend's home without permission	81
201	If you used prescription drugs or over the counter drugs without a doctor telling you to use it or for the purpose of getting high, where did you get these drugs? - Got from friend at school	81
202	If you used prescription drugs or over the counter drugs without a doctor telling you to use it or for the purpose of getting high, where did you get these drugs? - Got from friend at party	82
203	If you used prescription drugs or over the counter drugs without a doctor telling you to use it or for the purpose of getting high, where did you get these drugs? - Got from friend, elsewhere	82
204	If you used prescription drugs or over the counter drugs without a doctor telling you to use it or for the purpose of getting high, where did you get these drugs? - Got from internet sale	82
205	During the last month, about how many marijuana cigarettes, or the equivalent, did you smoke a day, on the average?	83

206	How wrong do your friends feel it would be for YOU to: have one or two drinks of an alcoholic beverage nearly every day?	83
207	How wrong do your friends feel it would be for YOU to: smoke tobacco?	83
208	How wrong do your friends feel it would be for YOU to: smoke marijuana?	84
209	How wrong do your friends feel it would be for YOU to: use prescription drugs not prescribed to you?	84
210	How wrong would most adults (over 21) in your neighborhood think it is for kids your age: to use marijuana?	84
211	How wrong would most adults (over 21) in your neighborhood think it is for kids your age: to drink alcohol?	85
212	How wrong would most adults (over 21) in your neighborhood think it is for kids your age: to smoke cigarettes?	85
213	How much do each of the following statements describe your neighborhood? crime and/or drug selling	85
214	How much do each of the following statements describe your neighborhood? fights	86
215	How much do each of the following statements describe your neighborhood? lots of empty or abandoned buildings	86
216	How much do each of the following statements describe your neighborhood? lots of graffiti	86
217	I feel safe in my neighborhood.	87
218	If a kid smoked marijuana in your neighborhood would he or she be caught by the police?	87
219	If a kid drank some beer, wine or hard liquor (for example, vodka, whiskey, or gin) in your neighborhood would he or she be caught by the police?	87
220	If a kid carried a handgun in your neighborhood would he or she be caught by the police?	88
221	If you wanted to get some cigarettes, how easy would it be for you to get some?	88
222	If you wanted to get some beer, wine or hard liquor (for example, vodka, whiskey, or gin), how easy would it be for you to get some?	88
223	If you wanted to get a drug like cocaine, LSD, or amphetamines, how easy would it be for you to get some?	89
224	If you wanted to get a handgun, how easy would it be for you to get one?	89
225	If you wanted to get some marijuana, how easy would it be for you to get some?	89
226	If you wanted to get prescription drugs for the purpose of getting high, how easy would it be for you to get some?	90
227	If you wanted to get synthetic marijuana such as K2 or chemical products such as bath salts to get high, how easy would it be for you to get some?	90



228	If you wanted to get steroids to use or to enhance athletic performance, how easy would it be for you to get some? . . . . .	90
229	If you wanted to get e-cigarettes, e-cigars, or e-hookahs, how easy would it be for you to get some? . . . . .	91
230	During the past 12 months, have you participated in any alcohol prevention programs or seen any alcohol prevention messages in your school or community? Yes, a school-based program focused on preventing underage drinking and/or drinking and driving. . . . .	91
231	During the past 12 months, have you participated in any alcohol prevention programs or seen any alcohol prevention messages in your school or community? Yes, a community-based program focused on preventing underage drinking and/or drinking and driving (for example, through your church or temple or through youth groups like Boys and Girls Club or 4-H). . . . .	91
232	During the past 12 months, have you participated in any alcohol prevention programs or seen any alcohol prevention messages in your school or community? Yes, a media campaign addressing underage drinking and/or drinking and driving (for example, newspaper ads, posters, pamphlets, radio, TV). . . . .	92
233	During the past 12 months, have you participated in any alcohol prevention programs or seen any alcohol prevention messages in your school or community? No . . . . .	92
234	How wrong do your parents feel it would be for YOU to: have one or two drinks of an alcoholic beverage nearly every day? . . . . .	92
235	How wrong do your parents feel it would be for YOU to: smoke tobacco? . . . . .	92
236	How wrong do your parents feel it would be for YOU to: smoke marijuana? . . . . .	93
237	How wrong do your parents feel it would be for YOU to: use prescription drugs not prescribed to you? . . . . .	93
238	How wrong do your parents feel it would be for YOU to: steal something? . . . . .	93
239	How wrong do your parents feel it would be for YOU to: draw graffiti, write things, or draw pictures on buildings or other property (without the owner's permission)? . . . . .	94
240	How wrong do your parents feel it would be for YOU to: pick a fight with someone? . . . . .	94
241	During the past 12 months, have you talked with at least one of your parents about the dangers of underage drinking and/or drinking and driving? By parents, we mean either your biological parents, adoptive parents, stepparents, or adult guardians - whether or not they live with you. . . . .	94
242	The rules in my family are clear. . . . .	95
243	People in my family have serious arguments about the same things, and often insult or yell at each other. . . . .	95

244	When I am not at home, one of my parents knows where I am and who I am with. . . . .	95
245	My family has clear rules about alcohol and drug use. . . . .	96
246	If you skipped school would you be caught by your parents? . . . . .	96
247	My parents ask if I've gotten my homework done. . . . .	96
248	Would your parents know if you did not come home on time? . . . . .	97
249	Do you know how to properly dispose of leftover prescription drugs? . . . . .	97
250	Have any of your brothers or sisters ever: drunk beer, wine or hard liquor (for example, vodka, whiskey or gin)? . . . . .	97
251	Have any of your brothers or sisters ever: smoked marijuana? . . . . .	97
252	Have any of your brothers or sisters ever: smoked cigarettes? . . . . .	98
253	Have any of your brothers or sisters ever: taken a handgun to school? . . . . .	98
254	Have any of your brothers or sisters ever: been suspended or expelled from school? . . . . .	98
255	Have any of your brothers or sisters ever: used e-cigarettes, e-cigars or e-hookahs (vaping)? . . . . .	98
256	Have any of your brothers or sisters ever: used prescription drugs not prescribed to him/her? . . . . .	99
257	Have you changed homes in the past year (the last 12 months)? . . . . .	99
258	How many times have you changed homes since kindergarten? . . . . .	99
259	Have you changed schools (including changing from elementary to middle and middle to high school) in the past year? . . . . .	99
260	How many times have you changed schools since kindergarten (including changing from elementary to middle and middle to high school)? . . . . .	100
261	Has anyone in your family ever had severe alcohol or drug problems? . . . . .	100
262	About how many adults (over 21) have you known personally who in the past year have: used marijuana, crack, cocaine, or other drugs? . . . . .	100
263	About how many adults (over 21) have you known personally who in the past year have: sold or dealt drugs? . . . . .	101
264	About how many adults (over 21) have you known personally who in the past year have: done other things that could get them in trouble with the police, like stealing, selling stolen goods, mugging or assaulting others, etc.? . . . .	101
265	About how many adults (over 21) have you known personally who in the past year have: gotten drunk or high? . . . . .	101
266	How honest were you in filling out this survey? . . . . .	102

List of Figures

1	Grade Chart . . . . .	12
2	Gender Chart . . . . .	13
3	Age Chart . . . . .	14

# 1 INTRODUCTION

This report was generated from data collected on the *2019 Arkansas Prevention Needs Assessment Student Survey*. This report contains basic frequency tables of all data collected and graphs on the selected demographic variables of grade, gender and age.

Questions regarding the information found in this report can be directed to:

**International Survey Associates dba Pride Surveys**

Mr. Jay Gleaton

2140 Newmarket Parkway

Suite 116

Marietta, GA 30067

Telephone: (800) 279-6361

Fax: (770) 726-9327

Website: <http://www.pridesurveys.com>

# Grade Chart

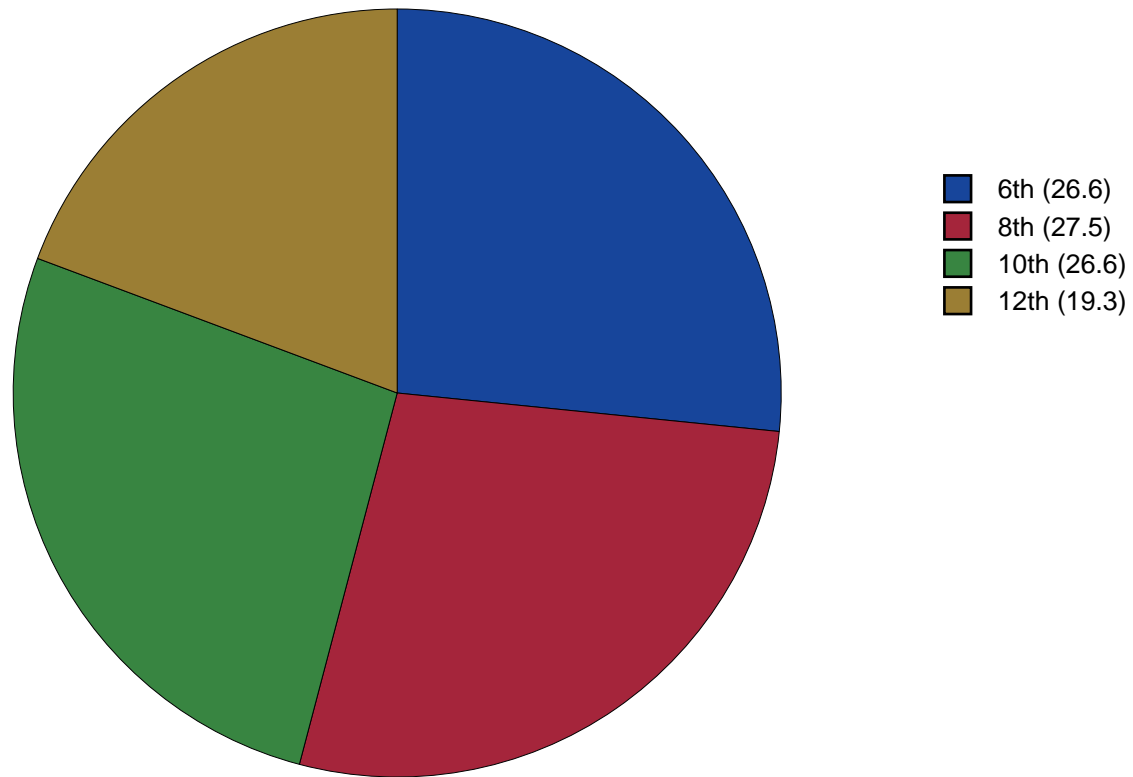


Figure 1: Grade Chart

## Gender Chart

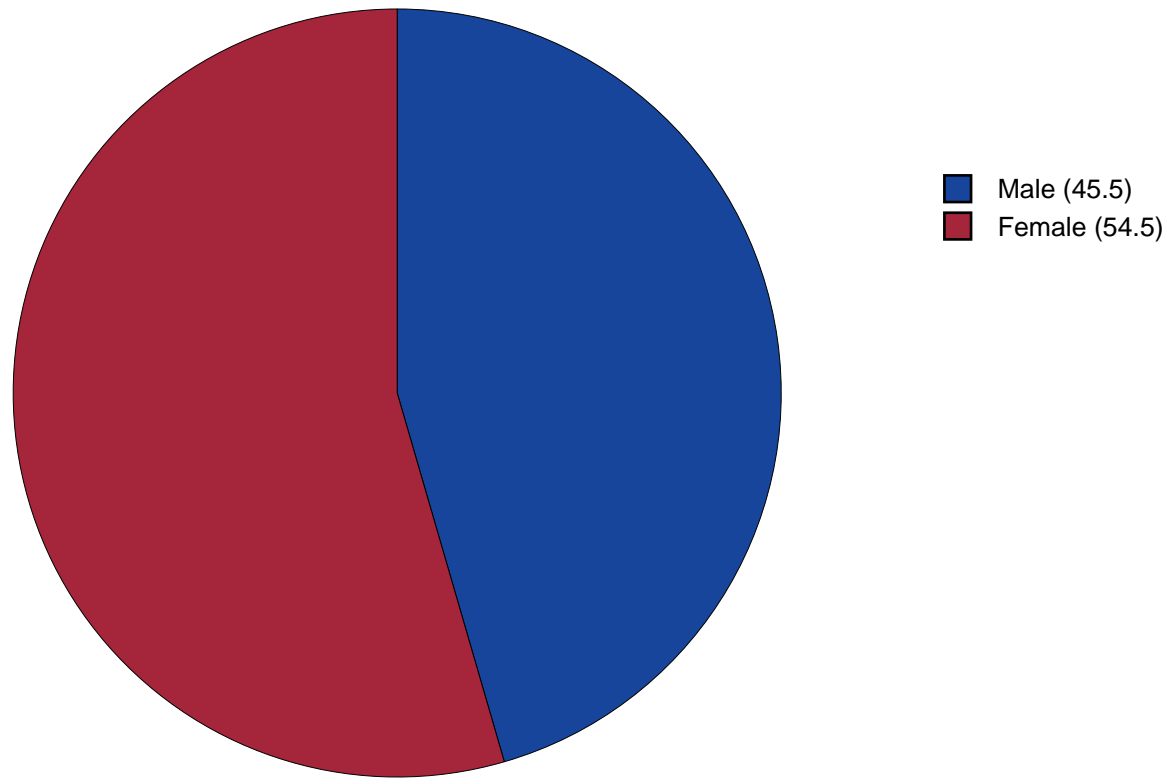


Figure 2: Gender Chart



# Age Chart

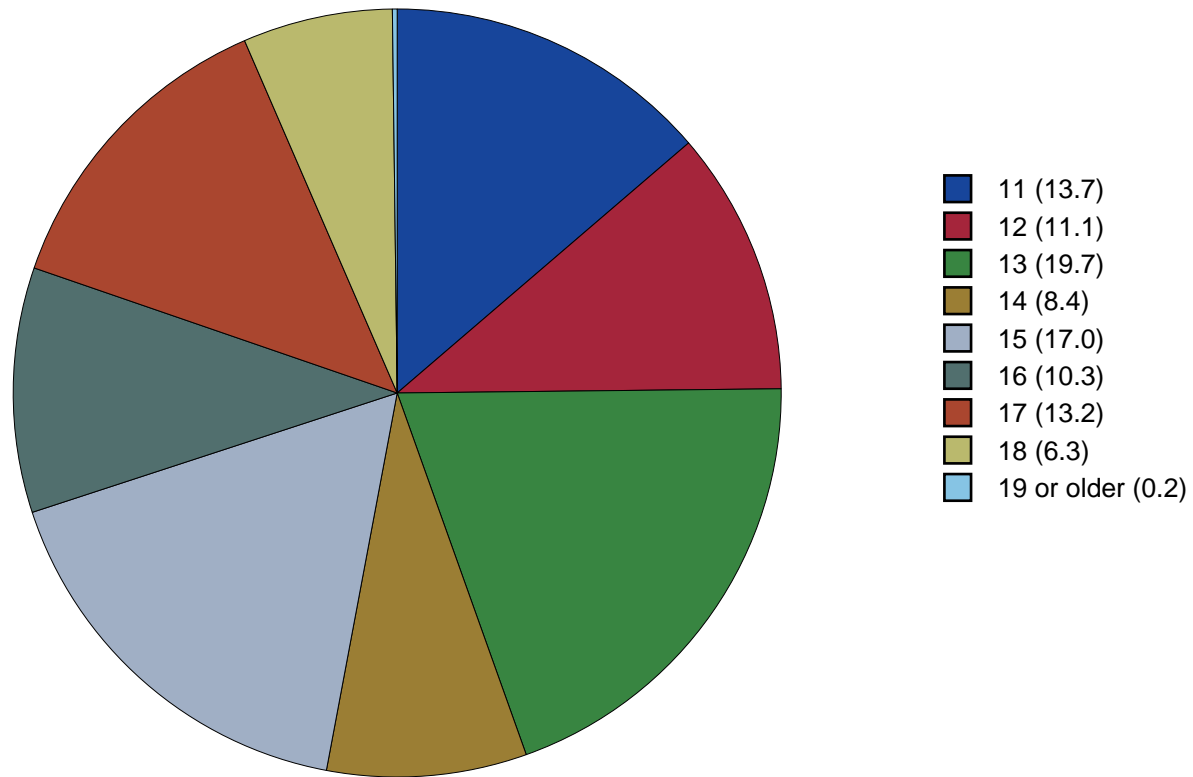


Figure 3: Age Chart

## 2 PERCENTAGE TABLES

The following tables contain frequency distribution detailing how your students responded to each question on the survey. The tables appear in the same order as the questions on the survey. The tables include breakdowns by grade level as well as overall percentages. The *N of Valid* row is a frequency count of the number of valid responses to each question for each grade and overall. The *N of Miss* row is a frequency count of the number of invalid (marked more than one response) or missing (i.e. did not respond) responses to each question for each grade and overall.

For the questions that allowed more than one response (i.e. race, live with, etc.) each response becomes a separate table. If a student did not mark the response, that was counted as a NO response, and if they did mark the response, that was counted as a YES response. Since a non response is a valid response for these questions, the *N of Miss* will always be zero for these questions.

Table 1: Gender



Response	6	8	10	12	Total	
Male	46.2	44.9	49.0	40.5	45.5	
Female	53.8	55.1	51.0	59.5	54.5	
N of Valid	156	156	155	111	578	
N of Miss	0	5	1	2	8	

Table 2: Age










Response	6	8	10	12	Total	
10 or younger	0.0	0.0	0.0	0.0	0.0	
11	51.6	0.0	0.0	0.0	13.7	
12	41.3	0.6	0.0	0.0	11.1	
13	7.1	64.6	0.0	0.0	19.7	
14	0.0	30.4	0.0	0.0	8.4	
15	0.0	3.7	60.0	0.0	17.0	
16	0.0	0.6	38.1	0.0	10.3	
17	0.0	0.0	1.3	67.0	13.2	
18	0.0	0.0	0.6	32.1	6.3	
19 or older	0.0	0.0	0.0	0.9	0.2	
N of Valid	155	161	155	112	583	
N of Miss	1	0	1	1	3	

Table 3: Are you Hispanic or Latino?



Response	6	8	10	12	Total	
No	90.3	91.5	92.0	92.8	91.6	
Yes	9.7	8.5	8.0	7.2	8.4	
N of Valid	134	153	150	111	548	
N of Miss	22	8	6	2	38	

Table 4: What is your race? Black or African American



Response	6	8	10	12	Total	
No	63.7	68.1	66.5	66.4	66.2	
Yes	36.3	31.9	33.5	33.6	33.8	
N of Valid	146	160	155	113	574	
N of Miss	0	0	0	0	0	

Table 5: What is your race? Asian



Response	6	8	10	12	Total	
No	99.3	99.4	99.4	95.6	98.6	
Yes	0.7	0.6	0.6	4.4	1.4	
N of Valid	146	160	155	113	574	
N of Miss	0	0	0	0	0	

Table 6: What is your race? American Indian



Response	6	8	10	12	Total	
No	92.5	95.0	96.8	98.2	95.5	
Yes	7.5	5.0	3.2	1.8	4.5	
N of Valid	146	160	155	113	574	
N of Miss	0	0	0	0	0	

Table 7: What is your race? Alaska Native



Response	6	8	10	12	Total	
No	100.0	100.0	100.0	99.1	99.8	
Yes	0.0	0.0	0.0	0.9	0.2	
N of Valid	146	160	155	113	574	
N of Miss	0	0	0	0	0	

Table 8: What is your race? White



Response	6	8	10	12	Total	
No	44.5	35.0	42.6	38.1	40.1	
Yes	55.5	65.0	57.4	61.9	59.9	
N of Valid	146	160	155	113	574	
N of Miss	0	0	0	0	0	

Table 9: What is your race? Native Hawaiian or Other Pacific Islander



Response	6	8	10	12	Total	
No	100.0	100.0	98.7	99.1	99.5	
Yes	0.0	0.0	1.3	0.9	0.5	
N of Valid	146	160	155	113	574	
N of Miss	0	0	0	0	0	

Table 10: What is your race? Other



Response	6	8	10	12	Total	
No	94.5	94.4	91.6	92.0	93.2	
Yes	5.5	5.6	8.4	8.0	6.8	
N of Valid	146	160	155	113	574	
N of Miss	0	0	0	0	0	



Table 11: What is the highest level of schooling completed by your mother or father?









Response	6	8	10	12	Total	
Completed grade school or less	3.4	0.7	2.0	1.8	2.0	
Some high school	5.5	2.6	7.8	13.4	7.0	
Completed high school	13.8	17.2	20.3	24.1	18.5	
Some college	9.0	14.6	11.8	15.2	12.5	
Completed college	31.7	31.8	30.7	27.7	30.7	
Graduate or professional school after college	10.3	10.6	13.7	7.1	10.7	
Don't know	24.8	21.9	11.1	8.9	17.1	
Does not apply	1.4	0.7	2.6	1.8	1.6	
N of Valid	145	151	153	112	561	
N of Miss	11	10	3	1	25	

Table 12: Think of where you live most of the time. Which of the following people live there with you? Mother



Response	6	8	10	12	Total	
No	18.8	15.1	14.3	17.0	16.2	
Yes	81.2	84.9	85.7	83.0	83.8	
N of Valid	154	159	154	112	579	
N of Miss	0	0	0	0	0	

Table 13: Think of where you live most of the time. Which of the following people live there with you? Stepmother



Response	6	8	10	12	Total	
No	98.7	92.5	92.9	96.4	95.0	
Yes	1.3	7.5	7.1	3.6	5.0	
N of Valid	154	159	154	112	579	
N of Miss	0	0	0	0	0	

Table 14: Think of where you live most of the time. Which of the following people live there with you? Foster Mother



Response	6	8	10	12	Total	
No	99.4	99.4	99.4	97.3	99.0	
Yes	0.6	0.6	0.6	2.7	1.0	
N of Valid	154	159	154	112	579	
N of Miss	0	0	0	0	0	

Table 15: Think of where you live most of the time. Which of the following people live there with you? Grandmother



Response	6	8	10	12	Total	
No	81.2	84.3	88.3	89.3	85.5	
Yes	18.8	15.7	11.7	10.7	14.5	
N of Valid	154	159	154	112	579	
N of Miss	0	0	0	0	0	

Table 16: Think of where you live most of the time. Which of the following people live there with you? Aunt



Response	6	8	10	12	Total	
No	94.8	95.0	96.8	96.4	95.7	
Yes	5.2	5.0	3.2	3.6	4.3	
N of Valid	154	159	154	112	579	
N of Miss	0	0	0	0	0	

Table 17: Think of where you live most of the time. Which of the following people live there with you? Father



Response	6	8	10	12	Total	
No	46.8	39.6	42.2	44.6	43.2	
Yes	53.2	60.4	57.8	55.4	56.8	
N of Valid	154	159	154	112	579	
N of Miss	0	0	0	0	0	

Table 18: Think of where you live most of the time. Which of the following people live there with you? Stepfather



Response	6	8	10	12	Total	
No	87.0	84.3	87.7	86.6	86.4	
Yes	13.0	15.7	12.3	13.4	13.6	
N of Valid	154	159	154	112	579	
N of Miss	0	0	0	0	0	

Table 19: Think of where you live most of the time. Which of the following people live there with you? Foster Father



Response	6	8	10	12	Total	
No	99.4	99.4	100.0	99.1	99.5	
Yes	0.6	0.6	0.0	0.9	0.5	
N of Valid	154	159	154	112	579	
N of Miss	0	0	0	0	0	

Table 20: Think of where you live most of the time. Which of the following people live there with you? Grandfather



Response	6	8	10	12	Total	
No	87.7	88.1	95.5	94.6	91.2	
Yes	12.3	11.9	4.5	5.4	8.8	
N of Valid	154	159	154	112	579	
N of Miss	0	0	0	0	0	

Table 21: Think of where you live most of the time. Which of the following people live there with you? Uncle



Response	6	8	10	12	Total	
No	96.8	95.0	98.1	98.2	96.9	
Yes	3.2	5.0	1.9	1.8	3.1	
N of Valid	154	159	154	112	579	
N of Miss	0	0	0	0	0	

Table 22: Think of where you live most of the time. Which of the following people live there with you? Other Adults



Response	6	8	10	12	Total	
No	99.4	95.6	99.4	97.3	97.9	
Yes	0.6	4.4	0.6	2.7	2.1	
N of Valid	154	159	154	112	579	
N of Miss	0	0	0	0	0	

Table 23: Think of where you live most of the time. Which of the following people live there with you? Brother(s)



Response	6	8	10	12	Total	
No	57.1	56.6	55.2	59.8	57.0	
Yes	42.9	43.4	44.8	40.2	43.0	
N of Valid	154	159	154	112	579	
N of Miss	0	0	0	0	0	

Table 24: Think of where you live most of the time. Which of the following people live there with you? Stepbrother(s)



Response	6	8	10	12	Total	
No	98.1	94.3	96.1	97.3	96.4	
Yes	1.9	5.7	3.9	2.7	3.6	
N of Valid	154	159	154	112	579	
N of Miss	0	0	0	0	0	

Table 25: Think of where you live most of the time. Which of the following people live there with you? Sister(s)



Response	6	8	10	12	Total	
No	63.0	53.5	59.1	62.5	59.2	
Yes	37.0	46.5	40.9	37.5	40.8	
N of Valid	154	159	154	112	579	
N of Miss	0	0	0	0	0	

Table 26: Think of where you live most of the time. Which of the following people live there with you? Stepsister(s)

Response	6	8	10	12	Total	
No	98.7	97.5	96.8	94.6	97.1	
Yes	1.3	2.5	3.2	5.4	2.9	
N of Valid	154	159	154	112	579	
N of Miss	0	0	0	0	0	

Table 27: Think of where you live most of the time. Which of the following people live there with you? Other Children

Response	6	8	10	12	Total	
No	97.4	93.1	98.7	91.1	95.3	
Yes	2.6	6.9	1.3	8.9	4.7	
N of Valid	154	159	154	112	579	
N of Miss	0	0	0	0	0	

Table 28: In my school, students have lots of chances to help decide things like class activities and rules.

Response	6	8	10	12	Total	
NO!	18.6	19.4	20.6	24.1	20.5	
no	33.8	43.2	40.6	25.9	36.7	
yes	40.7	32.3	34.8	45.5	37.7	
YES!	6.9	5.2	3.9	4.5	5.1	
N of Valid	145	155	155	112	567	
N of Miss	11	6	1	1	19	

Table 29: Teachers ask me to work on special classroom projects.

Response	6	8	10	12	Total	
NO!	11.4	12.1	14.3	8.0	11.7	
no	31.4	46.5	31.2	41.1	37.5	
yes	41.4	33.1	45.5	38.4	39.6	
YES!	15.7	8.3	9.1	12.5	11.2	
N of Valid	140	157	154	112	563	
N of Miss	16	4	2	1	23	



Table 30: My teacher(s) notices when I am doing a good job and lets me know about it.

Response	6	8	10	12	Total
NO!	8.8	10.3	15.6	8.1	10.9
no	23.0	28.2	30.5	19.8	25.8
yes	48.0	46.8	37.0	55.9	46.2
YES!	20.3	14.7	16.9	16.2	17.0
N of Valid	148	156	154	111	569
N of Miss	8	5	2	2	17

Table 31: There are lots of chances for students in my school to get involved in sports, clubs, and other school activities outside of class.

Response	6	8	10	12	Total
NO!	5.5	3.2	2.6	4.5	3.9
no	10.3	9.6	7.7	5.4	8.4
yes	37.7	44.9	43.9	64.3	46.6
YES!	46.6	42.3	45.8	25.9	41.1
N of Valid	146	156	155	112	569
N of Miss	10	5	1	1	17

Table 32: There are lots of chances for students in my school to talk with a teacher one-on-one.

Response	6	8	10	12	Total
NO!	4.2	7.1	9.9	7.1	7.1
no	18.9	20.8	30.9	25.9	24.1
yes	47.6	53.2	38.2	52.7	47.6
YES!	29.4	18.8	21.1	14.3	21.2
N of Valid	143	154	152	112	561
N of Miss	13	7	4	1	25

Table 33: I feel safe at my school.





Response	6	8	10	12	Total	
NO!	5.4	9.6	13.6	11.8	10.0	
no	10.1	16.7	27.9	26.4	19.9	
yes	37.2	53.8	45.5	50.9	46.7	
YES!	47.3	19.9	13.0	10.9	23.4	
N of Valid	148	156	154	110	568	
N of Miss	8	5	2	3	18	

Table 34: The school lets my parents know when I have done something well.





Response	6	8	10	12	Total	
NO!	16.2	20.8	29.2	25.5	22.9	
no	37.3	46.8	46.1	50.9	45.0	
yes	37.3	26.0	18.8	20.0	25.7	
YES!	9.2	6.5	5.8	3.6	6.4	
N of Valid	142	154	154	110	560	
N of Miss	14	7	2	3	26	

Table 35: My teachers praise me when I work hard in school.





Response	6	8	10	12	Total	
NO!	18.1	23.6	22.1	15.3	20.2	
no	43.5	42.0	40.3	31.5	39.8	
yes	29.0	26.8	31.8	47.7	32.9	
YES!	9.4	7.6	5.8	5.4	7.1	
N of Valid	138	157	154	111	560	
N of Miss	18	4	2	2	26	

Table 36: Are your school grades better than the grades of most students in your class?

Response	6	8	10	12	Total
NO!	11.3	8.4	8.4	7.2	8.9
no	22.0	28.6	28.6	16.2	24.5
yes	40.4	44.8	45.5	52.3	45.4
YES!	26.2	18.2	17.5	24.3	21.2
N of Valid	141	154	154	111	560
N of Miss	15	7	2	2	26

Table 37: I have lots of chances to be part of class discussions or activities.

Response	6	8	10	12	Total
NO!	4.3	5.8	6.5	3.6	5.2
no	18.4	18.7	24.7	23.2	21.2
yes	41.8	59.4	53.9	62.5	54.1
YES!	35.5	16.1	14.9	10.7	19.6
N of Valid	141	155	154	112	562
N of Miss	15	6	2	1	24

Table 38: Now thinking back over the past year in school, how often did you: enjoy being in school?

Response	6	8	10	12	Total
Never	8.7	17.9	18.2	11.6	14.4
Seldom	14.8	19.9	28.6	20.5	21.0
Sometimes	38.3	41.7	33.1	49.1	39.9
Often	20.1	15.4	13.0	17.0	16.3
Almost always	18.1	5.1	7.1	1.8	8.4
N of Valid	149	156	154	112	571
N of Miss	7	5	2	1	15

Table 39: Now thinking back over the past year in school, how often did you: hate being in school?

Response	6	8	10	12	Total
Never	16.9	3.8	4.6	3.7	7.4
Seldom	18.2	14.7	13.1	16.5	15.5
Sometimes	33.1	30.8	35.3	42.2	34.8
Often	14.9	21.2	26.8	22.0	21.2
Almost always	16.9	29.5	20.3	15.6	21.0
N of Valid	148	156	153	109	566
N of Miss	8	5	3	4	20

Table 40: Now thinking back over the past year in school, how often did you: try to do your best work in school?

Response	6	8	10	12	Total
Never	0.7	0.6	0.0	1.8	0.7
Seldom	0.7	0.6	2.6	3.7	1.8
Sometimes	11.6	11.0	13.2	19.3	13.4
Often	15.1	28.6	31.6	36.7	27.5
Almost always	71.9	59.1	52.6	38.5	56.7
N of Valid	146	154	152	109	561
N of Miss	10	7	4	4	25

Table 41: How often do you feel that the school work you are assigned is meaningful and important?

Response	6	8	10	12	Total
Never	5.6	11.7	10.5	13.8	10.2
Seldom	11.2	26.0	29.6	21.1	22.2
Sometimes	22.4	31.2	28.3	41.3	30.1
Often	25.2	21.4	20.4	17.4	21.3
Almost always	35.7	9.7	11.2	6.4	16.1
N of Valid	143	154	152	109	558
N of Miss	13	7	4	4	28

Table 42: Putting them all together, what were your grades like last year?

Response	6	8	10	12	Total
Mostly F's	2.9	0.0	0.7	0.9	1.1
Mostly D's	0.7	2.7	2.7	0.9	1.8
Mostly C's	7.1	8.9	13.3	10.8	10.1
Mostly B's	34.3	29.5	38.7	26.1	32.5
Mostly A's	55.0	58.9	44.7	61.3	54.5
N of Valid	140	146	150	111	547
N of Miss	16	15	6	2	39

Table 43: How important do you think the things you are learning in school are going to be for your later life?

Response	6	8	10	12	Total
Very important	50.7	13.5	9.3	10.8	21.7
Quite important	24.0	16.1	12.7	19.8	18.0
Fairly important	15.3	34.8	38.0	28.8	29.3
Slightly important	8.7	27.7	28.7	31.5	23.7
Not at all important	1.3	7.7	11.3	9.0	7.2
N of Valid	150	155	150	111	566
N of Miss	6	6	6	2	20

Table 44: During the LAST FOUR WEEKS how many whole days of school have you missed because you skipped or "cut"?

Response	6	8	10	12	Total
None	62.2	66.9	59.3	67.6	63.8
1	18.9	16.6	16.0	13.5	16.4
2	9.5	7.0	11.3	7.2	8.8
3	4.7	3.8	4.7	2.7	4.1
4-5	3.4	4.5	4.0	5.4	4.2
6-10	0.7	0.6	4.0	0.9	1.6
11 or more	0.7	0.6	0.7	2.7	1.1
N of Valid	148	157	150	111	566
N of Miss	8	4	6	2	20



Table 45: What are the chances you would be seen as cool if you: smoked cigarettes?






Response	6	8	10	12	Total	
No or very little chance	90.2	69.5	64.1	68.5	73.1	
Little chance	4.2	13.9	16.3	11.7	11.6	
Some chance	2.8	9.3	9.8	13.5	8.6	
Pretty good chance	0.7	4.6	6.5	2.7	3.8	
Very good chance	2.1	2.6	3.3	3.6	2.9	
N of Valid	143	151	153	111	558	
N of Miss	13	10	3	2	28	

Table 46: What are the chances you would be seen as cool if you: worked hard at school?






Response	6	8	10	12	Total	
No or very little chance	8.3	9.1	9.9	22.5	11.7	
Little chance	8.3	19.5	19.7	18.9	16.5	
Some chance	9.7	20.8	27.6	17.1	19.0	
Pretty good chance	26.2	27.3	23.7	14.4	23.5	
Very good chance	47.6	23.4	19.1	27.0	29.2	
N of Valid	145	154	152	111	562	
N of Miss	11	7	4	2	24	

Table 47: What are the chances you would be seen as cool if you: began drinking alcoholic beverages regularly, that is, at least once or twice a month?






Response	6	8	10	12	Total	
No or very little chance	87.3	63.6	53.3	49.1	64.0	
Little chance	5.6	13.0	14.5	11.8	11.3	
Some chance	2.8	10.4	11.8	21.8	11.1	
Pretty good chance	3.5	7.1	13.2	10.9	8.6	
Very good chance	0.7	5.8	7.2	6.4	5.0	
N of Valid	142	154	152	110	558	
N of Miss	14	7	4	3	28	

Table 48: What are the chances you would be seen as cool if you: defended someone who was being bullied?

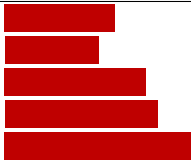
Response	6	8	10	12	Total	
No or very little chance	11.0	14.6	15.8	22.5	15.6	
Little chance	6.9	12.7	19.1	12.6	12.9	
Some chance	15.2	21.0	23.7	23.4	20.7	
Pretty good chance	23.4	21.7	19.7	27.0	22.7	
Very good chance	43.4	29.9	21.7	14.4	28.1	
N of Valid	145	157	152	111	565	
N of Miss	11	4	4	2	21	

Table 49: What are the chances you would be seen as cool if you: smoked marijuana?


Response	6	8	10	12	Total	
No or very little chance	92.4	63.4	56.3	42.7	64.9	
Little chance	2.8	12.4	10.6	10.9	9.1	
Some chance	2.1	5.2	7.9	15.5	7.2	
Pretty good chance	1.4	11.1	9.9	16.4	9.3	
Very good chance	1.4	7.8	15.2	14.5	9.5	
N of Valid	144	153	151	110	558	
N of Miss	12	8	5	3	28	

Table 50: What are the chances you would be seen as cool if you: carried a handgun?


Response	6	8	10	12	Total	
No or very little chance	82.1	73.7	74.0	62.2	73.6	
Little chance	7.1	9.6	8.0	14.4	9.5	
Some chance	3.6	8.3	6.0	10.8	7.0	
Pretty good chance	2.9	3.8	5.3	6.3	4.5	
Very good chance	4.3	4.5	6.7	6.3	5.4	
N of Valid	140	156	150	111	557	
N of Miss	16	5	6	2	29	

Table 51: What are the chances you would be seen as cool if you: used e-cigarettes, e-cigars or e-hookahs (vaping)?






Response	6	8	10	12	Total	
No or very little chance	84.7	52.6	47.0	43.2	57.5	
Little chance	6.9	13.8	12.6	12.6	11.5	
Some chance	2.1	10.5	12.6	12.6	9.3	
Pretty good chance	1.4	9.9	11.3	13.5	8.8	
Very good chance	4.9	13.2	16.6	18.0	12.9	
N of Valid	144	152	151	111	558	
N of Miss	12	9	5	2	28	

Table 52: What are the chances you would be seen as cool if you: bullied someone or cyber bullied someone?






Response	6	8	10	12	Total	
No or very little chance	84.7	52.6	47.0	43.2	57.5	
Little chance	6.9	13.8	12.6	12.6	11.5	
Some chance	2.1	10.5	12.6	12.6	9.3	
Pretty good chance	1.4	9.9	11.3	13.5	8.8	
Very good chance	4.9	13.2	16.6	18.0	12.9	
N of Valid	144	152	151	111	558	
N of Miss	12	9	5	2	28	

Table 53: Think of your four best friends (the friends you feel closest to). In the past year (12 months), how many of your best friends have: participated in clubs, organizations or activities at school?






Response	6	8	10	12	Total	
0	23.6	10.1	14.2	10.2	14.6	
1	15.7	12.0	14.2	12.0	13.5	
2	10.7	19.6	10.1	19.4	14.8	
3	19.3	13.3	14.9	15.7	15.7	
4	30.7	44.9	46.6	42.6	41.3	
N of Valid	140	158	148	108	554	
N of Miss	16	3	8	5	32	

Table 54: Think of your four best friends (the friends you feel closest to). In the past year (12 months), how many of your best friends have: smoked cigarettes?






Response	6	8	10	12	Total	
0	92.3	69.7	60.4	66.1	72.3	
1	6.3	14.5	21.5	16.5	14.7	
2	1.4	7.9	8.7	12.8	7.4	
3	0.0	3.3	4.0	1.8	2.4	
4	0.0	4.6	5.4	2.8	3.3	
N of Valid	142	152	149	109	552	
N of Miss	14	9	7	4	34	

Table 55: Think of your four best friends (the friends you feel closest to). In the past year (12 months), how many of your best friends have: tried beer, wine or hard liquor (for example, vodka, whiskey, or gin) when their parents didn't know about it?






Response	6	8	10	12	Total	
0	87.6	53.5	40.7	38.9	56.1	
1	6.9	20.6	14.7	17.6	14.9	
2	4.1	9.0	15.3	17.6	11.1	
3	1.4	4.5	6.7	8.3	5.0	
4	0.0	12.3	22.7	17.6	12.9	
N of Valid	145	155	150	108	558	
N of Miss	11	6	6	5	28	

Table 56: Think of your four best friends (the friends you feel closest to). In the past year (12 months), how many of your best friends have: used e-cigarettes, e-cigars, or e-hookahs?






Response	6	8	10	12	Total	
0	86.7	52.9	49.0	48.1	59.6	
1	4.9	16.8	15.4	13.9	12.8	
2	5.6	11.0	11.4	15.7	10.6	
3	2.1	9.0	6.0	5.6	5.8	
4	0.7	10.3	18.1	16.7	11.2	
N of Valid	143	155	149	108	555	
N of Miss	13	6	7	5	31	

Table 57: Think of your four best friends (the friends you feel closest to). In the past year (12 months), how many of your best friends have: used marijuana?






Response	6	8	10	12	Total	
0	97.9	70.1	59.6	41.3	68.8	
1	2.1	11.0	11.0	16.5	9.8	
2	0.0	9.1	10.3	21.1	9.4	
3	0.0	4.5	7.5	10.1	5.3	
4	0.0	5.2	11.6	11.0	6.7	
N of Valid	143	154	146	109	552	
N of Miss	13	7	10	4	34	

Table 58: Think of your four best friends (the friends you feel closest to). In the past year (12 months), how many of your best friends have: used prescription drugs or non-prescription drugs for the purpose of getting high?






Response	6	8	10	12	Total	
0	96.5	89.1	77.9	75.9	85.5	
1	2.1	6.4	13.4	12.0	8.3	
2	0.7	2.6	4.0	3.7	2.7	
3	0.0	0.6	1.3	6.5	1.8	
4	0.7	1.3	3.4	1.9	1.8	
N of Valid	144	156	149	108	557	
N of Miss	12	5	7	5	29	

Table 59: Think of your four best friends (the friends you feel closest to). In the past year (12 months), how many of your best friends have: used synthetic marijuana (K2, spice) or bath salts?






Response	6	8	10	12	Total	
0	99.3	95.5	88.7	91.7	93.9	
1	0.0	1.3	5.3	5.5	2.9	
2	0.0	1.3	2.7	1.8	1.4	
3	0.7	0.6	0.0	0.9	0.5	
4	0.0	1.3	3.3	0.0	1.3	
N of Valid	142	156	150	109	557	
N of Miss	14	5	6	4	29	

Table 60: Think of your four best friends (the friends you feel closest to). In the past year (12 months), how many of your best friends have: used LSD, cocaine, amphetamines, or other illegal drugs?






Response	6	8	10	12	Total	
0	99.3	95.5	91.3	87.0	93.7	
1	0.7	1.9	4.7	4.6	2.9	
2	0.0	0.6	1.3	5.6	1.6	
3	0.0	0.6	0.7	2.8	0.9	
4	0.0	1.3	2.0	0.0	0.9	
N of Valid	144	156	150	108	558	
N of Miss	12	5	6	5	28	

Table 61: Think of your four best friends (the friends you feel closest to). In the past year (12 months), how many of your best friends have: been bullied?






Response	6	8	10	12	Total	
0	32.6	41.1	43.6	59.3	43.1	
1	27.1	22.2	16.1	15.7	20.6	
2	14.6	13.9	14.1	10.2	13.4	
3	7.6	10.1	7.4	1.9	7.2	
4	18.1	12.7	18.8	13.0	15.7	
N of Valid	144	158	149	108	559	
N of Miss	12	3	7	5	27	

Table 62: Think of your four best friends (the friends you feel closest to). In the past year (12 months), how many of your best friends have: been suspended from school?






Response	6	8	10	12	Total	
0	69.0	72.2	65.8	72.5	69.7	
1	19.0	15.2	14.8	15.6	16.1	
2	7.0	4.4	8.7	6.4	6.6	
3	2.1	1.9	3.4	1.8	2.3	
4	2.8	6.3	7.4	3.7	5.2	
N of Valid	142	158	149	109	558	
N of Miss	14	3	7	4	28	

Table 63: Think of your four best friends (the friends you feel closest to). In the past year (12 months), how many of your best friends have: carried a handgun?






Response	6	8	10	12	Total	
0	96.5	92.3	83.3	81.7	88.9	
1	1.4	1.9	8.0	11.9	5.4	
2	0.0	1.9	2.7	3.7	2.0	
3	0.0	0.0	1.3	1.8	0.7	
4	2.1	3.8	4.7	0.9	3.0	
N of Valid	143	156	150	109	558	
N of Miss	13	5	6	4	28	

Table 64: Think of your four best friends (the friends you feel closest to). In the past year (12 months), how many of your best friends have: sold illegal drugs?






Response	6	8	10	12	Total	
0	99.3	96.2	86.6	79.8	91.2	
1	0.7	1.3	6.7	10.1	4.3	
2	0.0	1.3	0.7	7.3	2.0	
3	0.0	0.6	1.3	1.8	0.9	
4	0.0	0.6	4.7	0.9	1.6	
N of Valid	142	156	149	109	556	
N of Miss	14	5	7	4	30	

Table 65: Think of your four best friends (the friends you feel closest to). In the past year (12 months), how many of your best friends have: regularly attended religious services?






Response	6	8	10	12	Total	
0	49.2	24.5	23.5	26.6	30.4	
1	5.6	9.7	12.1	20.2	11.5	
2	8.1	18.7	13.4	12.8	13.6	
3	11.3	17.4	16.1	17.4	15.6	
4	25.8	29.7	34.9	22.9	28.9	
N of Valid	124	155	149	109	537	
N of Miss	32	6	7	4	49	

Table 66: Think of your four best friends (the friends you feel closest to). In the past year (12 months), how many of your best friends have: stolen or tried to steal a motor vehicle such as a car or motorcycle?






Response	6	8	10	12	Total	
0	97.2	96.2	88.7	90.9	93.4	
1	1.4	1.3	4.0	2.7	2.3	
2	0.7	1.3	6.0	4.5	3.0	
3	0.0	1.3	0.7	0.0	0.5	
4	0.7	0.0	0.7	1.8	0.7	
N of Valid	144	156	150	110	560	
N of Miss	12	5	6	3	26	

Table 67: Think of your four best friends (the friends you feel closest to). In the past year (12 months), how many of your best friends have: been arrested?






Response	6	8	10	12	Total	
0	95.7	94.8	85.2	82.7	90.1	
1	4.3	2.6	7.4	10.0	5.8	
2	0.0	1.3	2.7	2.7	1.6	
3	0.0	0.0	0.7	3.6	0.9	
4	0.0	1.3	4.0	0.9	1.6	
N of Valid	140	155	149	110	554	
N of Miss	16	6	7	3	32	

Table 68: Think of your four best friends (the friends you feel closest to). In the past year (12 months), how many of your best friends have: dropped out of school?






Response	6	8	10	12	Total	
0	93.7	95.5	90.7	86.4	92.0	
1	5.6	3.8	6.0	9.1	5.9	
2	0.0	0.0	0.7	3.6	0.9	
3	0.0	0.6	0.7	0.0	0.4	
4	0.7	0.0	2.0	0.9	0.9	
N of Valid	143	157	150	110	560	
N of Miss	13	4	6	3	26	



Table 69: Think of your four best friends (the friends you feel closest to). In the past year (12 months), how many of your best friends have: been members of a gang?






Response	6	8	10	12	Total	
0	95.1	89.5	88.0	80.0	88.6	
1	2.1	5.9	4.0	5.5	4.3	
2	0.7	1.3	4.7	7.3	3.2	
3	0.7	1.3	1.3	2.7	1.4	
4	1.4	2.0	2.0	4.5	2.3	
N of Valid	142	153	150	110	555	
N of Miss	14	8	6	3	31	

Table 70: How old were you when you first: smoked marijuana?










Response	6	8	10	12	Total	
Never	100.0	91.6	73.3	67.9	84.4	
10 or younger	0.0	0.0	1.4	0.9	0.5	
11	0.0	0.6	1.4	2.8	1.1	
12	0.0	1.9	5.5	2.8	2.5	
13	0.0	4.5	6.2	3.7	3.6	
14	0.0	0.6	6.2	2.8	2.3	
15	0.0	0.6	5.5	6.4	2.9	
16	0.0	0.0	0.7	7.3	1.6	
17 or older	0.0	0.0	0.0	5.5	1.1	
N of Valid	148	154	146	109	557	
N of Miss	8	7	10	4	29	

Table 71: How old were you when you first: smoked a cigarette, even just a puff?










Response	6	8	10	12	Total	
Never	95.3	76.5	70.5	76.1	79.9	
10 or younger	3.4	7.2	5.5	6.4	5.6	
11	0.0	4.6	3.4	4.6	3.1	
12	1.3	3.3	4.1	0.9	2.5	
13	0.0	7.2	6.2	2.8	4.1	
14	0.0	0.7	5.5	3.7	2.3	
15	0.0	0.7	4.8	2.8	2.0	
16	0.0	0.0	0.0	1.8	0.4	
17 or older	0.0	0.0	0.0	0.9	0.2	
N of Valid	149	153	146	109	557	
N of Miss	7	8	10	4	29	

Table 72: How old were you when you first: had more than a sip or two of beer, wine or hard liquor (for example, vodka, whiskey, or gin)?










Response	6	8	10	12	Total	
Never	86.4	54.5	43.8	51.4	59.5	
10 or younger	8.8	12.8	12.3	6.5	10.4	
11	3.4	6.4	2.1	1.9	3.6	
12	1.4	13.5	8.2	5.6	7.4	
13	0.0	10.3	6.2	3.7	5.2	
14	0.0	2.6	11.0	7.5	5.0	
15	0.0	0.0	12.3	5.6	4.3	
16	0.0	0.0	4.1	7.5	2.5	
17 or older	0.0	0.0	0.0	10.3	2.0	
N of Valid	147	156	146	107	556	
N of Miss	9	5	10	6	30	

Table 73: How old were you when you first: began drinking alcoholic beverages regularly, that is, at least once or twice a month?










Response	6	8	10	12	Total	
Never	99.3	92.2	83.6	78.7	89.2	
10 or younger	0.7	2.0	1.4	0.9	1.3	
11	0.0	1.3	1.4	0.0	0.7	
12	0.0	0.7	1.4	0.0	0.5	
13	0.0	2.0	2.1	1.9	1.4	
14	0.0	2.0	5.5	2.8	2.5	
15	0.0	0.0	3.4	2.8	1.4	
16	0.0	0.0	1.4	7.4	1.8	
17 or older	0.0	0.0	0.0	5.6	1.1	
N of Valid	147	153	146	108	554	
N of Miss	9	8	10	5	32	

Table 74: How old were you when you first: used Pegaramide (peg, Peggy)?


Response	6	8	10	12	Total	
Never	100.0	100.0	100.0	100.0	100.0	
10 or younger	0.0	0.0	0.0	0.0	0.0	
11	0.0	0.0	0.0	0.0	0.0	
12	0.0	0.0	0.0	0.0	0.0	
13	0.0	0.0	0.0	0.0	0.0	
14	0.0	0.0	0.0	0.0	0.0	
15	0.0	0.0	0.0	0.0	0.0	
16	0.0	0.0	0.0	0.0	0.0	
17 or older	0.0	0.0	0.0	0.0	0.0	
N of Valid	135	149	145	108	537	
N of Miss	21	12	11	5	49	

Table 75: How old were you when you first: got suspended from school?










Response	6	8	10	12	Total	
Never	93.1	84.4	82.8	80.7	85.5	
10 or younger	5.5	5.8	3.4	3.7	4.7	
11	0.0	4.5	2.1	0.9	2.0	
12	1.4	1.9	1.4	0.0	1.3	
13	0.0	1.9	4.8	3.7	2.5	
14	0.0	1.3	2.1	2.8	1.4	
15	0.0	0.0	2.1	1.8	0.9	
16	0.0	0.0	1.4	3.7	1.1	
17 or older	0.0	0.0	0.0	2.8	0.5	
N of Valid	145	154	145	109	553	
N of Miss	11	7	11	4	33	

Table 76: How old were you when you first: got arrested?








Response	6	8	10	12	Total	
Never	99.3	98.1	95.9	96.3	97.5	
10 or younger	0.0	0.0	0.0	0.0	0.0	
11	0.7	0.6	0.7	0.0	0.5	
12	0.0	0.6	0.7	0.0	0.4	
13	0.0	0.6	0.0	0.9	0.4	
14	0.0	0.0	0.7	0.9	0.4	
15	0.0	0.0	2.1	0.9	0.7	
16	0.0	0.0	0.0	0.9	0.2	
17 or older	0.0	0.0	0.0	0.0	0.0	
N of Valid	142	154	146	109	551	
N of Miss	14	7	10	4	35	

Table 77: How old were you when you first: carried a handgun?









Response	6	8	10	12	Total	
Never	95.8	92.8	89.0	92.6	92.5	
10 or younger	2.8	2.6	2.7	1.9	2.5	
11	0.0	0.7	2.1	0.9	0.9	
12	0.7	1.3	0.7	1.9	1.1	
13	0.7	2.0	0.7	0.0	0.9	
14	0.0	0.7	2.1	0.9	0.9	
15	0.0	0.0	1.4	0.0	0.4	
16	0.0	0.0	1.4	1.9	0.7	
17 or older	0.0	0.0	0.0	0.0	0.0	
N of Valid	143	153	146	108	550	
N of Miss	13	8	10	5	36	

Table 78: How old were you when you first: used e-cigarettes, e-cigars, or e-hookahs (vaping)?










Response	6	8	10	12	Total	
Never	95.1	67.8	61.6	67.0	73.0	
10 or younger	2.1	1.3	1.4	0.0	1.3	
11	1.4	2.0	1.4	0.0	1.3	
12	0.7	8.6	1.4	0.9	3.1	
13	0.7	15.8	3.4	4.6	6.4	
14	0.0	3.9	13.0	1.8	4.9	
15	0.0	0.7	13.0	8.3	5.3	
16	0.0	0.0	4.8	9.2	3.1	
17 or older	0.0	0.0	0.0	8.3	1.6	
N of Valid	142	152	146	109	549	
N of Miss	14	9	10	4	37	

Table 79: How old were you when you first: belonged to a gang?









Response	6	8	10	12	Total	
Never	95.8	98.7	97.3	94.5	96.7	
10 or younger	0.7	0.0	0.7	2.8	0.9	
11	2.1	0.0	0.0	0.0	0.5	
12	1.4	0.0	0.0	0.0	0.4	
13	0.0	1.3	0.0	0.0	0.4	
14	0.0	0.0	2.1	0.0	0.5	
15	0.0	0.0	0.0	1.8	0.4	
16	0.0	0.0	0.0	0.9	0.2	
17 or older	0.0	0.0	0.0	0.0	0.0	
N of Valid	142	153	146	109	550	
N of Miss	14	8	10	4	36	

Table 80: How old were you when you first: used prescription drugs not prescribed to you?










Response	6	8	10	12	Total	
Never	97.8	94.1	87.0	87.0	91.7	
10 or younger	2.2	2.0	2.1	0.0	1.7	
11	0.0	0.7	0.7	0.9	0.6	
12	0.0	1.3	2.7	0.9	1.3	
13	0.0	2.0	0.7	2.8	1.3	
14	0.0	0.0	2.7	1.9	1.1	
15	0.0	0.0	3.4	1.9	1.3	
16	0.0	0.0	0.7	0.9	0.4	
17 or older	0.0	0.0	0.0	3.7	0.7	
N of Valid	138	153	146	108	545	
N of Miss	18	8	10	5	41	

Table 81: How wrong do you think it is for someone your age to: take a handgun to school?

Response	6	8	10	12	Total	
Very wrong	90.5	85.4	87.2	88.0	87.7	
Wrong	8.1	11.5	10.1	7.4	9.4	
A little bit wrong	0.7	3.2	2.0	3.7	2.3	
Not at all wrong	0.7	0.0	0.7	0.9	0.5	
N of Valid	148	157	149	108	562	
N of Miss	8	4	7	5	24	

Table 82: How wrong do you think it is for someone your age to: steal anything?

Response	6	8	10	12	Total	
Very wrong	75.2	55.8	68.5	59.6	64.9	
Wrong	18.6	32.1	21.5	27.5	24.9	
A little bit wrong	4.1	12.2	9.4	11.9	9.3	
Not at all wrong	2.1	0.0	0.7	0.9	0.9	
N of Valid	145	156	149	109	559	
N of Miss	11	5	7	4	27	

Table 83: How wrong do you think it is for someone your age to: pick a fight with someone?

Response	6	8	10	12	Total	
Very wrong	59.2	35.3	45.9	41.3	45.5	
Wrong	25.4	42.5	25.7	28.4	30.8	
A little bit wrong	10.6	18.3	22.3	24.8	18.7	
Not at all wrong	4.9	3.9	6.1	5.5	5.1	
N of Valid	142	153	148	109	552	
N of Miss	14	8	8	4	34	

Table 84: How wrong do you think it is for someone your age to: attack someone with the idea of seriously hurting them?





Response	6	8	10	12	Total	
Very wrong	89.0	76.4	70.7	70.6	77.1	
Wrong	6.9	12.7	19.0	22.0	14.7	
A little bit wrong	1.4	7.6	9.5	6.4	6.3	
Not at all wrong	2.8	3.2	0.7	0.9	2.0	
N of Valid	145	157	147	109	558	
N of Miss	11	4	9	4	28	

Table 85: How wrong do you think it is for someone your age to: stay away from school all day when their parents think they are at school?





Response	6	8	10	12	Total	
Very wrong	82.6	53.5	63.8	59.3	64.9	
Wrong	14.6	33.5	23.5	18.5	23.0	
A little bit wrong	0.7	9.0	9.4	19.4	9.0	
Not at all wrong	2.1	3.9	3.4	2.8	3.1	
N of Valid	144	155	149	108	556	
N of Miss	12	6	7	5	30	

Table 86: How wrong do you think it is for someone your age to: drink beer, wine or hard liquor (for example, vodka, whiskey, or gin) regularly?





Response	6	8	10	12	Total	
Very wrong	91.1	60.4	54.7	44.0	63.7	
Wrong	5.5	22.1	22.0	20.2	17.4	
A little bit wrong	2.1	14.9	18.7	24.8	14.5	
Not at all wrong	1.4	2.6	4.7	11.0	4.5	
N of Valid	146	154	150	109	559	
N of Miss	10	7	6	4	27	



Table 87: How wrong do you think it is for someone your age to: smoke cigarettes?





Response	6	8	10	12	Total	
Very wrong	93.1	79.9	65.8	59.3	75.5	
Wrong	5.6	13.0	16.8	18.5	13.2	
A little bit wrong	0.7	5.8	14.1	13.0	8.1	
Not at all wrong	0.7	1.3	3.4	9.3	3.2	
N of Valid	144	154	149	108	555	
N of Miss	12	7	7	5	31	

Table 88: How wrong do you think it is for someone your age to: smoke marijuana?





Response	6	8	10	12	Total	
Very wrong	97.2	74.2	55.3	50.5	70.3	
Wrong	1.4	11.6	16.0	17.4	11.3	
A little bit wrong	0.7	8.4	18.0	17.4	10.8	
Not at all wrong	0.7	5.8	10.7	14.7	7.6	
N of Valid	142	155	150	109	556	
N of Miss	14	6	6	4	30	

Table 89: How wrong do you think it is for someone your age to: use prescription drugs or non-prescription drugs for the purpose of getting high?





Response	6	8	10	12	Total	
Very wrong	95.8	89.7	80.5	72.5	85.4	
Wrong	2.8	7.1	13.4	17.4	9.7	
A little bit wrong	0.7	1.9	5.4	6.4	3.4	
Not at all wrong	0.7	1.3	0.7	3.7	1.4	
N of Valid	142	155	149	109	555	
N of Miss	14	6	7	4	31	

Table 90: How wrong do you think it is for someone your age to: use synthetic marijuana (K2, spice) or bath salts?





Response	6	8	10	12	Total	
Very wrong	96.5	92.1	86.0	84.4	90.0	
Wrong	2.1	5.3	10.0	11.0	6.9	
A little bit wrong	0.0	1.3	2.7	3.7	1.8	
Not at all wrong	1.4	1.3	1.3	0.9	1.3	
N of Valid	141	151	150	109	551	
N of Miss	15	10	6	4	35	

Table 91: How wrong do you think it is for someone your age to: use LSD, cocaine, amphetamines or another illegal drug?





Response	6	8	10	12	Total	
Very wrong	95.7	93.5	88.6	80.7	90.2	
Wrong	3.6	5.2	8.1	14.7	7.4	
A little bit wrong	0.0	0.0	2.7	3.7	1.5	
Not at all wrong	0.7	1.3	0.7	0.9	0.9	
N of Valid	140	153	149	109	551	
N of Miss	16	8	7	4	35	

Table 92: How wrong do you think it is for someone your age to: use e-cigarettes, e-cigars or e-hookahs (vaping)?





Response	6	8	10	12	Total	
Very wrong	91.2	65.1	53.7	56.0	66.7	
Wrong	5.1	19.1	16.8	17.4	14.7	
A little bit wrong	2.9	9.9	20.8	11.9	11.5	
Not at all wrong	0.7	5.9	8.7	14.7	7.1	
N of Valid	136	152	149	109	546	
N of Miss	20	9	7	4	40	

Table 93: At school during the past 12 months, did you receive help from the resource teacher, speech therapist or other special education teacher?

Response	6	8	10	12	Total
No	0.0	0.0	0.0	0.0	0.0
Yes	0.0	0.0	0.0	0.0	0.0
N of Valid	0	0	0	0	0
N of Miss	0	0	0	0	0

Table 94: How many times in the past year (12 months) have you: been suspended from school?

Response	6	8	10	12	Total
Never	96.6	93.6	86.6	92.6	92.3
1 to 2 times	3.4	5.1	10.7	6.5	6.4
3 to 5 times	0.0	0.6	0.7	0.9	0.5
6 to 9 times	0.0	0.0	0.7	0.0	0.2
10+ times	0.0	0.6	1.3	0.0	0.5
N of Valid	145	157	149	108	559
N of Miss	11	4	7	5	27

Table 95: How many times in the past year (12 months) have you: carried a handgun?

Response	6	8	10	12	Total
Never	95.9	93.4	89.9	92.6	93.0
1 to 2 times	0.7	2.6	2.7	1.9	2.0
3 to 5 times	2.1	1.3	3.4	2.8	2.3
6 to 9 times	0.0	0.0	0.0	1.9	0.4
10+ times	1.4	2.6	4.0	0.9	2.3
N of Valid	146	152	149	108	555
N of Miss	10	9	7	5	31

Table 96: How many times in the past year (12 months) have you: sold illegal drugs?






Response	6	8	10	12	Total	
Never	100.0	98.7	96.0	95.4	97.6	
1 to 2 times	0.0	1.3	0.7	2.8	1.1	
3 to 5 times	0.0	0.0	1.3	0.0	0.4	
6 to 9 times	0.0	0.0	0.7	0.9	0.4	
10+ times	0.0	0.0	1.3	0.9	0.5	
N of Valid	142	151	149	108	550	
N of Miss	14	10	7	5	36	

Table 97: How many times in the past year (12 months) have you: stolen or tried to steal a motor vehicle such as a car or motorcycle?





Response	6	8	10	12	Total	
Never	99.3	99.3	96.6	98.1	98.4	
1 to 2 times	0.0	0.7	2.0	0.9	0.9	
3 to 5 times	0.7	0.0	0.7	0.9	0.5	
6 to 9 times	0.0	0.0	0.7	0.0	0.2	
10+ times	0.0	0.0	0.0	0.0	0.0	
N of Valid	144	150	149	108	551	
N of Miss	12	11	7	5	35	

Table 98: How many times in the past year (12 months) have you: participated in clubs, organizations or activities at school?






Response	6	8	10	12	Total	
Never	37.4	27.7	34.2	38.0	33.9	
1 to 2 times	24.5	22.6	18.8	13.9	20.3	
3 to 5 times	13.7	18.7	13.4	13.0	14.9	
6 to 9 times	7.2	6.5	6.7	8.3	7.1	
10+ times	17.3	24.5	26.8	26.9	23.8	
N of Valid	139	155	149	108	551	
N of Miss	17	6	7	5	35	

Table 99: How many times in the past year (12 months) have you: been arrested?





Response	6	8	10	12	Total	
Never	99.3	98.0	95.9	99.1	98.0	
1 to 2 times	0.7	2.0	2.7	0.9	1.6	
3 to 5 times	0.0	0.0	0.7	0.0	0.2	
6 to 9 times	0.0	0.0	0.7	0.0	0.2	
10+ times	0.0	0.0	0.0	0.0	0.0	
N of Valid	144	153	148	108	553	
N of Miss	12	8	8	5	33	

Table 100: How many times in the past year (12 months) have you: attacked someone with the idea of seriously hurting them?






Response	6	8	10	12	Total	
Never	94.3	86.4	85.9	94.4	89.9	
1 to 2 times	5.0	9.7	8.1	2.8	6.7	
3 to 5 times	0.0	2.6	4.7	1.9	2.4	
6 to 9 times	0.0	0.6	0.7	0.9	0.5	
10+ times	0.7	0.6	0.7	0.0	0.5	
N of Valid	141	154	149	108	552	
N of Miss	15	7	7	5	34	

Table 101: How many times in the past year (12 months) have you: been drunk or high at school?






Response	6	8	10	12	Total	
Never	99.3	92.1	87.9	88.0	92.0	
1 to 2 times	0.7	5.3	8.7	5.6	5.1	
3 to 5 times	0.0	1.3	2.0	2.8	1.4	
6 to 9 times	0.0	0.0	0.7	0.9	0.4	
10+ times	0.0	1.3	0.7	2.8	1.1	
N of Valid	143	152	149	108	552	
N of Miss	13	9	7	5	34	

Table 102: How many times in the past year (12 months) have you: taken a handgun to school?




Response	6	8	10	12	Total	
Never	99.3	100.0	97.3	99.1	98.9	
1 to 2 times	0.7	0.0	2.0	0.0	0.7	
3 to 5 times	0.0	0.0	0.0	0.0	0.0	
6 to 9 times	0.0	0.0	0.7	0.9	0.4	
10+ times	0.0	0.0	0.0	0.0	0.0	
N of Valid	142	153	149	108	552	
N of Miss	14	8	7	5	34	

Table 103: How many times in the past year (12 months) have you: used e-cigarettes, e-cigars, or e-hookahs (vaping)?




Response	6	8	10	12	Total	
Never	99.3	100.0	97.3	99.1	98.9	
1 to 2 times	0.7	0.0	2.0	0.0	0.7	
3 to 5 times	0.0	0.0	0.0	0.0	0.0	
6 to 9 times	0.0	0.0	0.7	0.9	0.4	
10+ times	0.0	0.0	0.0	0.0	0.0	
N of Valid	142	153	149	108	552	
N of Miss	14	8	7	5	34	

Table 104: Are you currently on probation, or assigned a probation officer with Juvenile Court?



Response	6	8	10	12	Total	
No	95.7	98.4	95.2	98.7	97.0	
Yes	4.3	1.6	4.8	1.3	3.0	
N of Valid	94	125	104	75	398	
N of Miss	62	36	52	38	188	

Table 105: Have you ever belonged to a gang?





Response	6	8	10	12	Total	
No	95.2	95.6	92.6	86.1	92.9	
No, but would like to	0.7	3.2	3.4	6.5	3.2	
Yes, in the past	2.0	0.6	0.7	4.6	1.8	
Yes, belong now	2.0	0.6	3.4	2.8	2.1	
Yes, but would like to get out	0.0	0.0	0.0	0.0	0.0	
N of Valid	147	158	149	108	562	
N of Miss	9	3	7	5	24	

Table 106: If you have ever belonged to a gang, did that gang have a name?




Response	6	8	10	12	Total	
No	15.3	6.4	21.1	23.6	15.9	
Yes	4.2	1.3	3.4	7.5	3.8	
I have never belonged to a gang	80.6	92.3	75.5	68.9	80.3	
N of Valid	144	156	147	106	553	
N of Miss	12	5	9	7	33	

Table 107: You are at a party at someone's house, and one of your friends offers you a drink containing alcohol. What would you say or do?





Response	6	8	10	12	Total	
Drink it	1.4	22.3	37.4	40.2	24.3	
Tell your friend, 'No thanks, I don't drink' and suggest that you and your friend go and do something else	46.5	36.3	26.5	27.1	34.6	
Just say, 'No thanks' and walk away	32.6	28.7	29.3	27.1	29.5	
Make up a good excuse, tell your friend you had something else to do, and leave	19.4	12.7	6.8	5.6	11.5	
N of Valid	144	157	147	107	555	
N of Miss	12	4	9	6	31	

Table 108: How often do you attend religious services or activities?

Response	6	8	10	12	Total
Never	28.7	9.0	13.7	15.7	16.4
Rarely	14.0	18.1	18.5	21.3	17.8
1-2 Times a Month	10.1	15.5	11.6	8.3	11.7
About Once a Week or More	47.3	57.4	56.2	54.6	54.1
N of Valid	129	155	146	108	538
N of Miss	27	6	10	5	48

Table 109: I think sometimes it's okay to cheat at school.

Response	6	8	10	12	Total
NO!	63.8	24.8	22.6	15.7	32.4
no	29.1	45.9	38.4	28.7	36.2
yes	7.1	26.1	23.3	40.7	23.4
YES!	0.0	3.2	15.8	14.8	8.0
N of Valid	141	157	146	108	552
N of Miss	15	4	10	5	34

Table 110: It is important to think before you act.

Response	6	8	10	12	Total
NO!	3.6	2.0	4.2	6.5	3.9
no	2.2	2.0	2.1	5.6	2.8
yes	27.5	37.9	38.2	42.1	36.2
YES!	66.7	58.2	55.6	45.8	57.2
N of Valid	138	153	144	107	542
N of Miss	18	8	12	6	44



Table 111: Sometimes I think that life is not worth it.





Response	6	8	10	12	Total	
NO!	61.2	39.0	29.9	31.8	40.6	
no	20.1	22.7	27.9	25.2	24.0	
yes	17.2	22.7	27.2	28.0	23.6	
YES!	1.5	15.6	15.0	15.0	11.8	
N of Valid	134	154	147	107	542	
N of Miss	22	7	9	6	44	

Table 112: At times I think I am no good at all.





Response	6	8	10	12	Total	
NO!	44.0	22.9	26.9	33.6	31.4	
no	19.4	19.0	20.7	22.4	20.2	
yes	27.6	34.0	33.8	24.3	30.4	
YES!	9.0	24.2	18.6	19.6	18.0	
N of Valid	134	153	145	107	539	
N of Miss	22	8	11	6	47	

Table 113: All in all, I am inclined to think that I am a failure.





Response	6	8	10	12	Total	
NO!	60.3	35.1	34.5	41.5	42.1	
no	19.0	33.1	31.1	30.2	28.7	
yes	16.7	16.9	17.6	15.1	16.7	
YES!	4.0	14.9	16.9	13.2	12.5	
N of Valid	126	154	148	106	534	
N of Miss	30	7	8	7	52	

Table 114: In the past year, have you felt depressed or sad MOST days, even if you felt okay sometimes?

Response	6	8	10	12	Total	
NO!	41.4	23.4	25.9	28.0	29.4	
no	24.1	18.8	19.7	26.2	21.8	
yes	22.6	27.9	29.9	28.0	27.2	
YES!	12.0	29.9	24.5	17.8	21.6	
N of Valid	133	154	147	107	541	
N of Miss	23	7	9	6	45	

Table 115: It is all right to beat up people if they start the fight.

Response	6	8	10	12	Total	
NO!	40.1	22.1	14.3	20.6	24.2	
no	20.4	24.0	19.0	19.6	20.9	
yes	21.9	27.9	25.9	31.8	26.6	
YES!	17.5	26.0	40.8	28.0	28.3	
N of Valid	137	154	147	107	545	
N of Miss	19	7	9	6	41	

Table 116: I think it is okay to take something without asking if you can get away with it.

Response	6	8	10	12	Total	
NO!	82.5	60.1	60.5	52.8	64.5	
no	14.6	35.9	27.2	32.1	27.4	
yes	2.2	3.9	9.5	10.4	6.3	
YES!	0.7	0.0	2.7	4.7	1.8	
N of Valid	137	153	147	106	543	
N of Miss	19	8	9	7	43	

Table 117: Where do you get the most information about living a drug and alcohol free life? Parents/guardians





Response	6	8	10	12	Total	
All the time	59.2	52.9	50.7	41.1	51.5	
Most	18.5	23.9	23.6	16.8	21.1	
Some	10.0	15.5	13.9	22.4	15.1	
Very little	12.3	7.7	11.8	19.6	12.3	
N of Valid	130	155	144	107	536	
N of Miss	26	6	12	6	50	

Table 118: Where do you get the most information about living a drug and alcohol free life? Friends





Response	6	8	10	12	Total	
All the time	21.1	11.4	13.4	13.3	14.6	
Most	20.3	12.8	21.8	10.5	16.6	
Some	21.1	32.9	26.8	25.7	27.0	
Very little	37.4	43.0	38.0	50.5	41.8	
N of Valid	123	149	142	105	519	
N of Miss	33	12	14	8	67	

Table 119: Where do you get the most information about living a drug and alcohol free life? Family members





Response	6	8	10	12	Total	
All the time	53.6	43.4	36.2	26.2	40.4	
Most	14.4	21.7	28.4	22.4	21.9	
Some	16.8	20.4	17.0	24.3	19.4	
Very little	15.2	14.5	18.4	27.1	18.3	
N of Valid	125	152	141	107	525	
N of Miss	31	9	15	6	61	

Table 120: Where do you get the most information about living a drug and alcohol free life? School





Response	6	8	10	12	Total	
All the time	60.2	55.3	48.6	35.5	50.6	
Most	14.6	21.7	21.8	24.3	20.6	
Some	15.4	18.4	17.6	23.4	18.5	
Very little	9.8	4.6	12.0	16.8	10.3	
N of Valid	123	152	142	107	524	
N of Miss	33	9	14	6	62	

Table 121: Where do you get the most information about living a drug and alcohol free life? Internet





Response	6	8	10	12	Total	
All the time	21.9	21.1	19.0	17.9	20.0	
Most	14.0	13.6	21.1	12.3	15.5	
Some	21.9	22.4	32.4	37.7	28.3	
Very little	42.1	42.9	27.5	32.1	36.1	
N of Valid	114	147	142	106	509	
N of Miss	42	14	14	7	77	

Table 122: Where do you get the most information about living a drug and alcohol free life? TV





Response	6	8	10	12	Total	
All the time	29.4	23.6	18.3	18.7	22.5	
Most	14.3	13.9	19.0	15.0	15.6	
Some	16.8	29.9	33.1	36.4	29.1	
Very little	39.5	32.6	29.6	29.9	32.8	
N of Valid	119	144	142	107	512	
N of Miss	37	17	14	6	74	

Table 123: Where do you get the most information about living a drug and alcohol free life? Social media

Response	6	8	10	12	Total
All the time	14.8	13.1	12.8	15.0	13.8
Most	13.9	12.4	15.6	14.0	14.0
Some	22.6	30.3	36.9	33.6	31.1
Very little	48.7	44.1	34.8	37.4	41.1
N of Valid	115	145	141	107	508
N of Miss	41	16	15	6	78

Table 124: How much do you think people risk harming themselves (physically or in other ways) if they: smoked one or more packs of cigarettes per day?

Response	6	8	10	12	Total
No risk	18.8	3.9	10.5	19.2	12.3
Slight risk	7.5	4.5	11.2	10.6	8.2
Moderate risk	13.5	18.7	21.0	16.3	17.6
Great risk	60.2	72.9	57.3	53.8	61.9
N of Valid	133	155	143	104	535
N of Miss	23	6	13	9	51

Table 125: How much do you think people risk harming themselves (physically or in other ways) if they: try marijuana once or twice?

Response	6	8	10	12	Total
No risk	18.1	14.3	31.2	33.7	23.6
Slight risk	13.4	40.3	31.9	29.8	29.5
Moderate risk	22.8	22.7	16.3	18.3	20.2
Great risk	45.7	22.7	20.6	18.3	26.8
N of Valid	127	154	141	104	526
N of Miss	29	7	15	9	60

Table 126: How much do you think people risk harming themselves (physically or in other ways) if they: smoke marijuana once or twice a week?


Response	6	8	10	12	Total	
No risk	17.6	9.3	23.1	33.7	19.9	
Slight risk	6.1	22.0	25.2	16.3	17.8	
Moderate risk	19.1	27.3	28.0	29.8	25.9	
Great risk	57.3	41.3	23.8	20.2	36.4	
N of Valid	131	150	143	104	528	
N of Miss	25	11	13	9	58	

Table 127: How much do you think people risk harming themselves (physically or in other ways) if they: take one or two drinks of an alcoholic beverage (beer, wine, liquor) nearly every day?


Response	6	8	10	12	Total	
No risk	17.7	6.5	15.4	24.0	15.0	
Slight risk	13.1	16.8	24.5	22.1	19.0	
Moderate risk	23.8	32.3	27.3	20.2	26.5	
Great risk	45.4	44.5	32.9	33.7	39.5	
N of Valid	130	155	143	104	532	
N of Miss	26	6	13	9	54	

Table 128: How much do you think people risk harming themselves (physically or in other ways) if they: have five or more drinks of an alcoholic beverage once or twice a weekend?


Response	6	8	10	12	Total	
No risk	17.6	4.6	13.2	20.2	13.1	
Slight risk	6.4	11.8	15.3	20.2	13.1	
Moderate risk	19.2	30.1	29.9	21.2	25.7	
Great risk	56.8	53.6	41.7	38.5	48.1	
N of Valid	125	153	144	104	526	
N of Miss	31	8	12	9	60	

Table 129: How much do you think people risk harming themselves (physically or in other ways) if they: use prescription drugs that are not prescribed to them?

Response	6	8	10	12	Total	
No risk	17.9	3.3	12.0	15.4	11.5	
Slight risk	3.3	5.3	8.5	14.4	7.5	
Moderate risk	8.1	15.2	14.1	24.0	15.0	
Great risk	70.7	76.2	65.5	46.2	66.0	
N of Valid	123	151	142	104	520	
N of Miss	33	10	14	9	66	

Table 130: How much do you think people risk harming themselves (physically or in other ways) if they: use non-prescription drugs to get high?

Response	6	8	10	12	Total	
No risk	17.6	2.0	12.6	16.3	11.5	
Slight risk	3.2	4.6	3.5	9.6	5.0	
Moderate risk	9.6	11.3	18.2	29.8	16.4	
Great risk	69.6	82.1	65.7	44.2	67.1	
N of Valid	125	151	143	104	523	
N of Miss	31	10	13	9	63	

Table 131: How much do you think people risk harming themselves (physically or in other ways) if they: use e-cigarettes, e-cigars, or e-hookahs?

Response	6	8	10	12	Total	
No risk	18.5	7.1	17.6	21.2	15.5	
Slight risk	6.5	21.4	25.4	28.8	20.4	
Moderate risk	16.9	27.9	21.8	19.2	21.9	
Great risk	58.1	43.5	35.2	30.8	42.2	
N of Valid	124	154	142	104	524	
N of Miss	32	7	14	9	62	

Table 132: Have you ever used smokeless tobacco (chew, snuff, plug, dipping tobacco, or chewing tobacco)?






Response	6	8	10	12	Total	
Never	95.5	86.5	81.6	85.6	87.2	
Once or Twice	4.5	9.7	7.8	8.7	7.7	
Once in a while but not regularly	0.0	0.6	7.1	2.9	2.6	
Regularly in the past	0.0	1.3	2.1	1.9	1.3	
Regularly now	0.0	1.9	1.4	1.0	1.1	
N of Valid	132	155	141	104	532	
N of Miss	24	6	15	9	54	

Table 133: How often have you used smokeless tobacco during the past 30 days?







Response	6	8	10	12	Total	
Not at all	100.0	96.7	95.0	93.3	96.4	
Once or twice	0.0	1.3	2.1	1.9	1.3	
Once or twice per week	0.0	0.0	0.7	2.9	0.8	
Three to five times per week	0.0	0.7	0.0	0.0	0.2	
About once a day	0.0	1.3	2.1	0.0	0.9	
More than once a day	0.0	0.0	0.0	1.9	0.4	
N of Valid	131	153	140	104	528	
N of Miss	25	8	16	9	58	

Table 134: Have you ever smoked cigarettes?






Response	6	8	10	12	Total	
Never	96.2	77.3	74.6	79.8	81.7	
Once or Twice	3.8	16.9	13.4	8.7	11.1	
Once in a while but not regularly	0.0	1.9	7.0	2.9	3.0	
Regularly in the past	0.0	3.2	3.5	4.8	2.8	
Regularly now	0.0	0.6	1.4	3.8	1.3	
N of Valid	130	154	142	104	530	
N of Miss	26	7	14	9	56	



Table 135: How frequently have you smoked cigarettes during the past 30 days?

Response	6	8	10	12	Total	
Not at all	100.0	97.4	93.0	92.3	95.9	
Less than one cigarette per day	0.0	2.0	4.9	1.9	2.3	
One to five cigarettes per day	0.0	0.7	1.4	3.8	1.3	
About one-half pack per day	0.0	0.0	0.0	1.9	0.4	
About one pack per day	0.0	0.0	0.0	0.0	0.0	
About one and one-half packs per day	0.0	0.0	0.0	0.0	0.0	
Two packs or more per day	0.0	0.0	0.7	0.0	0.2	
N of Valid	132	153	142	104	531	
N of Miss	24	8	14	9	55	

Table 136: Which statement best describes rules about smoking inside your home or your family cars?

Response	6	8	10	12	Total	
Smoking is not allowed anywhere inside your home or cars	75.6	62.7	68.6	76.0	70.0	
Smoking is allowed in some places and at some times or in some cars	5.7	13.3	11.4	11.5	10.6	
Smoking is allowed anywhere inside the home or cars	2.4	3.3	1.4	2.9	2.5	
There are no rules about smoking inside the home or cars	0.8	2.0	1.4	1.9	1.5	
I don't know	15.4	18.7	17.1	7.7	15.3	
N of Valid	123	150	140	104	517	
N of Miss	33	11	16	9	69	

Table 137: Have you ever used e-cigarettes, e-cigars, or e-hookahs (vaping)?

Response	6	8	10	12	Total	
Never	92.1	63.4	62.1	66.3	70.6	
Once or Twice	7.1	19.0	15.7	12.5	13.9	
Once in a while but not regularly	0.8	8.5	5.7	7.7	5.7	
Regularly in the past	0.0	6.5	11.4	4.8	5.9	
Regularly now	0.0	2.6	5.0	8.7	3.8	
N of Valid	127	153	140	104	524	
N of Miss	29	8	16	9	62	

Table 138: How frequently have you used e-cigarettes, e-cigars, or e-hookahs (vaping)?








Response	6	8	10	12	Total	
Not at all	98.4	81.8	79.9	77.7	84.5	
Less than 10 puffs per day	1.6	12.2	8.6	8.7	8.0	
10 to 50 puffs per day	0.0	3.4	6.5	5.8	3.9	
About one-half cartomiser per day	0.0	1.4	0.7	4.9	1.6	
About one cartomiser per day	0.0	0.7	2.2	1.9	1.2	
About one and one-half cartomisers per day	0.0	0.7	0.7	1.0	0.6	
Two cartomisers or more per day	0.0	0.0	1.4	0.0	0.4	
N of Valid	125	148	139	103	515	
N of Miss	31	13	17	10	71	

Table 139: During this school year, were you taught in any of your classes about the dangers of tobacco use?






Response	6	8	10	12	Total	
Never	31.7	20.1	27.5	27.5	26.4	
Rarely	11.9	17.4	17.4	20.6	16.7	
Sometimes	18.3	21.5	19.6	28.4	21.6	
Often	19.0	22.1	19.6	15.7	19.4	
Almost always	19.0	18.8	15.9	7.8	15.9	
N of Valid	126	149	138	102	515	
N of Miss	30	12	18	11	71	

Table 140: During the past 12 months, have you participated in any community activities to discourage people your age from using cigarettes, chewing tobacco, snuff, dip or cigars, e-cigarettes, e-cigars, or e-hookahs?






Response	6	8	10	12	Total	
Never	65.0	58.2	66.9	66.0	63.7	
Rarely	11.1	17.1	12.5	18.0	14.6	
Sometimes	9.4	15.8	11.8	8.0	11.6	
Often	6.0	5.5	6.6	4.0	5.6	
Almost always	8.5	3.4	2.2	4.0	4.4	
N of Valid	117	146	136	100	499	
N of Miss	39	15	20	13	87	

Table 141: Think back over the last two weeks. How many times have you had five or more alcoholic drinks in a row?


Response	6	8	10	12	Total	
None	98.4	89.9	92.7	88.0	92.4	
Once	1.6	4.7	3.6	5.0	3.7	
Twice	0.0	2.7	2.9	2.0	1.9	
3-5 times	0.0	1.3	0.7	3.0	1.2	
6-9 times	0.0	0.7	0.0	0.0	0.2	
10 or more times	0.0	0.7	0.0	2.0	0.6	
N of Valid	128	149	137	100	514	
N of Miss	28	12	19	13	72	

Table 142: During the past 30 days, how many times did you ride in a car or other vehicle driven by someone who had been drinking alcohol or using drugs to get high?


Response	6	8	10	12	Total	
0 times	92.8	81.8	79.0	86.0	84.5	
1 time	5.6	7.4	6.5	8.0	6.8	
2 or 3 times	1.6	4.1	10.1	4.0	5.1	
4 or 5 times	0.0	2.0	0.0	1.0	0.8	
6 or more times	0.0	4.7	4.3	1.0	2.7	
N of Valid	125	148	138	100	511	
N of Miss	31	13	18	13	75	

Table 143: During the past 30 days, how many times did you drive a car or other vehicle when you had been drinking alcohol or using drugs to get high?


Response	6	8	10	12	Total	
I did not drive a car in the past 30 days	48.4	53.1	37.0	28.3	42.7	
0 times	50.8	44.8	60.7	65.7	54.7	
1 time	0.8	0.7	1.5	1.0	1.0	
2 or 3 times	0.0	1.4	0.7	2.0	1.0	
4 or 5 times	0.0	0.0	0.0	0.0	0.0	
6 or more times	0.0	0.0	0.0	3.0	0.6	
N of Valid	122	143	135	99	499	
N of Miss	34	18	21	14	87	

Table 144: If you drank alcohol (not just a sip or taste) in the past year, where did you usually drink it?

Response	6	8	10	12	Total	
I did not drink alcohol in the past year	94.2	70.7	68.1	58.5	73.4	
At my home	0.8	15.6	13.3	16.0	11.5	
At someone else's home	3.3	11.6	14.1	18.1	11.5	
At an open area like a park, beach, field, back road, woods, or a street corner	0.8	2.0	1.5	3.2	1.8	
At a sporting event or concert	0.0	0.0	0.0	1.1	0.2	
At a restaurant, bar, or a nightclub	0.8	0.0	0.0	0.0	0.2	
At an empty building or a construction site	0.0	0.0	0.0	0.0	0.0	
At a hotel/motel	0.0	0.0	0.7	1.1	0.4	
An a car	0.0	0.0	2.2	1.1	0.8	
At school	0.0	0.0	0.0	1.1	0.2	
N of Valid	120	147	135	94	496	
N of Miss	36	14	21	19	90	

Table 145: How do you feel about someone your age having one or two drinks of an alcoholic beverage nearly every day?

Response	6	8	10	12	Total	
Neither approve nor disapprove	23.8	25.5	34.3	40.8	30.5	
Somewhat disapprove	4.9	16.6	18.2	19.4	14.7	
Strongly disapprove	51.6	43.4	33.6	27.6	39.6	
Don't know or can't say	19.7	14.5	13.9	12.2	15.1	
N of Valid	122	145	137	98	502	
N of Miss	34	16	19	15	84	

Table 146: On how many occasions have you had alcoholic beverages (beer, wine or hard liquor) to drink in your lifetime - more than just a few sips?

Response	6	8	10	12	Total	
0	94.4	61.3	60.7	55.6	68.2	
1-2	4.0	18.7	14.1	12.1	12.6	
3-5	1.6	7.3	9.6	10.1	7.1	
6-9	0.0	4.7	5.9	6.1	4.1	
10+	0.0	8.0	9.6	16.2	8.1	
N of Valid	125	150	135	99	509	
N of Miss	31	11	21	14	77	

Table 147: On how many occasions have you drunk one of more drinks of an alcoholic beverage during the past 30 days?


Response	6	8	10	12	Total	
0	99.2	88.5	86.8	82.8	89.6	
1-2	0.8	6.8	11.8	11.1	7.5	
3-5	0.0	2.0	0.7	4.0	1.6	
6-9	0.0	1.4	0.7	1.0	0.8	
10+	0.0	1.4	0.0	1.0	0.6	
N of Valid	126	148	136	99	509	
N of Miss	30	13	20	14	77	

Table 148: On how many occasions have you used marijuana (grass, pot) or hashish (hash, hash oil) in your lifetime?


Response	6	8	10	12	Total	
0	99.2	89.9	80.0	72.4	86.2	
1-2	0.8	5.4	11.1	5.1	5.7	
3-5	0.0	2.7	1.5	4.1	2.0	
6-9	0.0	0.0	0.7	4.1	1.0	
10+	0.0	2.0	6.7	14.3	5.1	
N of Valid	126	149	135	98	508	
N of Miss	30	12	21	15	78	

Table 149: On how many occasions have you used marijuana (grass, pot) or hashish (hash, hash oil) during the past 30 days?


Response	6	8	10	12	Total	
0	100.0	97.3	92.6	85.9	94.4	
1-2	0.0	1.4	3.7	4.0	2.2	
3-5	0.0	0.7	1.5	4.0	1.4	
6-9	0.0	0.7	1.5	1.0	0.8	
10+	0.0	0.0	0.7	5.1	1.2	
N of Valid	123	146	136	99	504	
N of Miss	33	15	20	14	82	

Table 150: On how many occasions have you used LSD or other psychedelics in your lifetime?





Response	6	8	10	12	Total	
0	99.2	99.3	97.8	98.0	98.6	
1-2	0.8	0.7	1.5	1.0	1.0	
3-5	0.0	0.0	0.0	0.0	0.0	
6-9	0.0	0.0	0.0	1.0	0.2	
10+	0.0	0.0	0.7	0.0	0.2	
N of Valid	123	147	135	99	504	
N of Miss	33	14	21	14	82	

Table 151: On how many occasions have you used LSD or other psychedelics during the past 30 days?




Response	6	8	10	12	Total	
0	100.0	100.0	99.3	98.0	99.4	
1-2	0.0	0.0	0.0	1.0	0.2	
3-5	0.0	0.0	0.7	1.0	0.4	
6-9	0.0	0.0	0.0	0.0	0.0	
10+	0.0	0.0	0.0	0.0	0.0	
N of Valid	121	145	135	99	500	
N of Miss	35	16	21	14	86	

Table 152: On how many occasions have you used cocaine or crack in your lifetime?




Response	6	8	10	12	Total	
0	100.0	98.7	100.0	98.0	99.2	
1-2	0.0	1.3	0.0	0.0	0.4	
3-5	0.0	0.0	0.0	2.0	0.4	
6-9	0.0	0.0	0.0	0.0	0.0	
10+	0.0	0.0	0.0	0.0	0.0	
N of Valid	121	150	134	99	504	
N of Miss	35	11	22	14	82	

Table 153: On how many occasions have you used cocaine or crack during the past 30 days?




Response	6	8	10	12	Total	
0	100.0	99.3	100.0	99.0	99.6	
1-2	0.0	0.0	0.0	1.0	0.2	
3-5	0.0	0.7	0.0	0.0	0.2	
6-9	0.0	0.0	0.0	0.0	0.0	
10+	0.0	0.0	0.0	0.0	0.0	
N of Valid	122	148	135	99	504	
N of Miss	34	13	21	14	82	

Table 154: On how many occasions have you sniffed glue, breathed the contents of an aerosol spray can, or inhaled other gases or sprays, in order to get high in your lifetime?






Response	6	8	10	12	Total	
0	95.9	88.4	94.8	98.0	93.8	
1-2	2.4	5.4	3.0	2.0	3.4	
3-5	0.8	3.4	0.0	0.0	1.2	
6-9	0.0	1.4	0.7	0.0	0.6	
10+	0.8	1.4	1.5	0.0	1.0	
N of Valid	123	147	135	99	504	
N of Miss	33	14	21	14	82	

Table 155: On how many occasions have you sniffed glue, breathed the contents of an aerosol spray can, or inhaled other gases or sprays, in order to get high during the past 30 days?






Response	6	8	10	12	Total	
0	98.3	96.6	99.3	100.0	98.4	
1-2	0.8	1.4	0.0	0.0	0.6	
3-5	0.0	1.4	0.7	0.0	0.6	
6-9	0.8	0.0	0.0	0.0	0.2	
10+	0.0	0.7	0.0	0.0	0.2	
N of Valid	121	147	134	99	501	
N of Miss	35	14	22	14	85	

Table 156: On how many occasions have you used Pegaramide (peg, Peggy, etc.) in your lifetime?


Response	6	8	10	12	Total	
0	100.0	100.0	100.0	100.0	100.0	
1-2	0.0	0.0	0.0	0.0	0.0	
3-5	0.0	0.0	0.0	0.0	0.0	
6-9	0.0	0.0	0.0	0.0	0.0	
10+	0.0	0.0	0.0	0.0	0.0	
N of Valid	122	145	135	99	501	
N of Miss	34	16	21	14	85	

Table 157: On how many occasions have you used Pegaramide (peg, Peggy, etc.) during the past 30 days?


Response	6	8	10	12	Total	
0	100.0	100.0	100.0	100.0	100.0	
1-2	0.0	0.0	0.0	0.0	0.0	
3-5	0.0	0.0	0.0	0.0	0.0	
6-9	0.0	0.0	0.0	0.0	0.0	
10+	0.0	0.0	0.0	0.0	0.0	
N of Valid	121	145	135	99	500	
N of Miss	35	16	21	14	86	

Table 158: On how many occasions have you used synthetic marijuana (K2, spice) in your lifetime?






Response	6	8	10	12	Total	
0	100.0	99.3	95.5	96.0	97.8	
1-2	0.0	0.7	2.2	2.0	1.2	
3-5	0.0	0.0	0.7	2.0	0.6	
6-9	0.0	0.0	0.7	0.0	0.2	
10+	0.0	0.0	0.7	0.0	0.2	
N of Valid	121	144	134	99	498	
N of Miss	35	17	22	14	88	



Table 159: On how many occasions have you used synthetic marijuana (K2, spice) during the past 30 days?

Response	6	8	10	12	Total	
0	100.0	99.3	99.3	100.0	99.6	
1-2	0.0	0.7	0.0	0.0	0.2	
3-5	0.0	0.0	0.0	0.0	0.0	
6-9	0.0	0.0	0.0	0.0	0.0	
10+	0.0	0.0	0.7	0.0	0.2	
N of Valid	120	145	135	99	499	
N of Miss	36	16	21	14	87	

Table 160: On how many occasions have you used methamphetamines (meth, speed, crank, crystal meth) in your lifetime?

Response	6	8	10	12	Total	
0	100.0	99.3	99.3	98.0	99.2	
1-2	0.0	0.0	0.0	1.0	0.2	
3-5	0.0	0.7	0.7	1.0	0.6	
6-9	0.0	0.0	0.0	0.0	0.0	
10+	0.0	0.0	0.0	0.0	0.0	
N of Valid	122	147	135	99	503	
N of Miss	34	14	21	14	83	

Table 161: On how many occasions have you used methamphetamines (meth, speed, crank, crystal meth) in the past 30 days?

Response	6	8	10	12	Total	
0	100.0	100.0	99.3	100.0	99.8	
1-2	0.0	0.0	0.0	0.0	0.0	
3-5	0.0	0.0	0.0	0.0	0.0	
6-9	0.0	0.0	0.0	0.0	0.0	
10+	0.0	0.0	0.7	0.0	0.2	
N of Valid	120	142	135	99	496	
N of Miss	36	19	21	14	90	

Table 162: On how many occasions have you used other chemical products (bath salts, plant food, etc.) in your lifetime?


Response	6	8	10	12	Total	
0	97.5	97.2	98.5	100.0	98.2	
1-2	1.7	0.7	0.0	0.0	0.6	
3-5	0.0	0.7	0.0	0.0	0.2	
6-9	0.8	0.0	0.0	0.0	0.2	
10+	0.0	1.4	1.5	0.0	0.8	
N of Valid	118	142	135	99	494	
N of Miss	38	19	21	14	92	

Table 163: On how many occasions have you used other chemical products (bath salts, plant food, etc.) during the past 30 days?


Response	6	8	10	12	Total	
0	99.2	98.6	99.3	99.0	99.0	
1-2	0.8	1.4	0.0	1.0	0.8	
3-5	0.0	0.0	0.0	0.0	0.0	
6-9	0.0	0.0	0.0	0.0	0.0	
10+	0.0	0.0	0.7	0.0	0.2	
N of Valid	118	142	135	99	494	
N of Miss	38	19	21	14	92	

Table 164: On how many occasions have you used heroin or other opiates in your lifetime?


Response	6	8	10	12	Total	
0	100.0	98.6	100.0	98.0	99.2	
1-2	0.0	1.4	0.0	1.0	0.6	
3-5	0.0	0.0	0.0	1.0	0.2	
6-9	0.0	0.0	0.0	0.0	0.0	
10+	0.0	0.0	0.0	0.0	0.0	
N of Valid	117	145	135	99	496	
N of Miss	39	16	21	14	90	

Table 165: On how many occasions have you used heroin or other opiates during the past 30 days?


Response	6	8	10	12	Total	
0	100.0	100.0	100.0	100.0	100.0	
1-2	0.0	0.0	0.0	0.0	0.0	
3-5	0.0	0.0	0.0	0.0	0.0	
6-9	0.0	0.0	0.0	0.0	0.0	
10+	0.0	0.0	0.0	0.0	0.0	
N of Valid	117	142	135	99	493	
N of Miss	39	19	21	14	93	

Table 166: On how many occasions have you used MDMA ('X', 'E', or ecstasy) in your lifetime?




Response	6	8	10	12	Total	
0	100.0	100.0	97.8	99.0	99.2	
1-2	0.0	0.0	1.5	1.0	0.6	
3-5	0.0	0.0	0.0	0.0	0.0	
6-9	0.0	0.0	0.7	0.0	0.2	
10+	0.0	0.0	0.0	0.0	0.0	
N of Valid	116	143	135	99	493	
N of Miss	40	18	21	14	93	

Table 167: On how many occasions have you used MDMA ('X', 'E', or ecstasy) during the past 30 days?



Response	6	8	10	12	Total	
0	99.1	100.0	98.5	100.0	99.4	
1-2	0.9	0.0	1.5	0.0	0.6	
3-5	0.0	0.0	0.0	0.0	0.0	
6-9	0.0	0.0	0.0	0.0	0.0	
10+	0.0	0.0	0.0	0.0	0.0	
N of Valid	116	140	135	99	490	
N of Miss	40	21	21	14	96	

Table 168: On how many occasions have you taken prescription drugs (such as Valium, Xanax, Ritalin, Adderall, OxyContin, Tramadol, or sleeping pills) not prescribed to you in your lifetime?






Response	6	8	10	12	Total	
0	98.3	90.9	92.6	89.9	92.9	
1-2	1.7	2.8	3.7	5.1	3.2	
3-5	0.0	3.5	3.0	2.0	2.2	
6-9	0.0	0.7	0.7	0.0	0.4	
10+	0.0	2.1	0.0	3.0	1.2	
N of Valid	119	143	135	99	496	
N of Miss	37	18	21	14	90	

Table 169: On how many occasions have you taken prescription drugs (such as Valium, Xanax, Ritalin, Adderall, OxyContin, Tramadol, or sleeping pills) not prescribed to you during the past 30 days?






Response	6	8	10	12	Total	
0	100.0	95.7	99.3	97.0	98.0	
1-2	0.0	2.8	0.7	1.0	1.2	
3-5	0.0	0.7	0.0	1.0	0.4	
6-9	0.0	0.0	0.0	1.0	0.2	
10+	0.0	0.7	0.0	0.0	0.2	
N of Valid	121	141	134	99	495	
N of Miss	35	20	22	14	91	

Table 170: On how many occasions have you taken non-prescription medicines such as diet pills (for example, Dietac, Dexatrim or Prolamine), stay-awake pills (for example No-Doz, Vivarin, or Wake), or cough or cold medicines (robos, DXM, etc.) to get high in your lifetime?






Response	6	8	10	12	Total	
0	99.2	97.2	94.7	96.0	96.8	
1-2	0.0	0.7	1.5	1.0	0.8	
3-5	0.0	0.7	2.3	0.0	0.8	
6-9	0.0	0.7	0.8	0.0	0.4	
10+	0.8	0.7	0.8	3.0	1.2	
N of Valid	120	142	133	99	494	
N of Miss	36	19	23	14	92	

Table 171: On how many occasions have you taken non-prescription medicines such as diet pills (for example, Dietac, Dexatrim or Prolamine), stay-awake pills (for example No-Doz, Vivarin, or Wake), or cough or cold medicines (robos, DXM, etc.) to get high during the past 30 days?





Response	6	8	10	12	Total	
0	100.0	98.6	97.7	98.0	98.6	
1-2	0.0	0.7	1.5	2.0	1.0	
3-5	0.0	0.7	0.0	0.0	0.2	
6-9	0.0	0.0	0.8	0.0	0.2	
10+	0.0	0.0	0.0	0.0	0.0	
N of Valid	120	143	133	99	495	
N of Miss	36	18	23	14	91	

Table 172: On how many occasions have you been drunk or very high from drinking alcoholic beverages during the past 30 days?





Response	6	8	10	12	Total	
0	100.0	91.7	91.0	91.9	93.6	
1-2	0.0	6.2	5.2	6.1	4.4	
3-5	0.0	1.4	3.7	2.0	1.8	
6-9	0.0	0.7	0.0	0.0	0.2	
10+	0.0	0.0	0.0	0.0	0.0	
N of Valid	120	144	134	99	497	
N of Miss	36	17	22	14	89	

Table 173: On how many occasions have you drunk flavored alcoholic beverages, sometimes called 'alcopops' (like Mike's Hard Lemonade, Smirnoff Ice, Bacardi Breezers, etc.) in your lifetime?






Response	6	8	10	12	Total	
0	98.3	74.6	82.1	72.7	81.9	
1-2	1.7	12.0	7.5	10.1	7.9	
3-5	0.0	9.2	3.0	5.1	4.5	
6-9	0.0	2.8	0.7	5.1	2.0	
10+	0.0	1.4	6.7	7.1	3.7	
N of Valid	118	142	134	99	493	
N of Miss	38	19	22	14	93	

Table 174: On how many occasions have you drunk flavored alcoholic beverages, sometimes called 'alcopops' (like Mike's Hard Lemonade, Smirnoff Ice, Bacardi Breezers, etc.) during the past 30 days?




Response	6	8	10	12	Total	
0	99.2	90.6	91.8	88.9	92.6	
1-2	0.8	6.5	5.2	6.1	4.7	
3-5	0.0	2.9	3.0	5.1	2.7	
6-9	0.0	0.0	0.0	0.0	0.0	
10+	0.0	0.0	0.0	0.0	0.0	
N of Valid	118	138	134	99	489	
N of Miss	38	23	22	14	97	

Table 175: If you smoked cigarettes (not just a puff or drag) in the past year, how did you usually get them?











Response	6	8	10	12	Total	
I did not smoke cigarettes in the past year	95.4	86.4	84.5	83.7	87.4	
I bought them myself with a fake ID	0.0	0.0	0.0	1.0	0.2	
I bought them myself without a fake ID	0.0	0.0	0.0	1.0	0.2	
I got them from someone I know age 18 or older	0.0	6.4	6.2	7.1	5.1	
I got them from someone I know under age 18	0.0	0.0	2.3	2.0	1.1	
I got them from my brother or sister	0.0	0.7	0.8	0.0	0.4	
I got them from home with my parents' permission	0.0	0.7	0.8	0.0	0.4	
I got them from home without my parents' permission	0.0	0.7	2.3	2.0	1.3	
I got them from another relative	0.0	2.9	0.0	0.0	0.8	
A stranger bought them for me	0.0	0.0	0.0	0.0	0.0	
I took them from a store or shop	0.0	0.0	0.0	0.0	0.0	
Other	4.6	2.1	3.1	3.1	3.2	
N of Valid	108	140	129	98	475	
N of Miss	48	21	27	15	111	

Table 176: If you used e-cigarettes, e-cigars, or e-hookahs (not just a puff or drag) in the past year, how did you usually get them? - I did not use e-cigarettes, e-cigars, or e-hookahs in the past year



Response	6	8	10	12	Total	
No	2.9	29.8	25.6	23.5	21.4	
Yes	97.1	70.2	74.4	76.5	78.6	
N of Valid	104	141	129	98	472	
N of Miss	0	0	0	0	0	

Table 177: If you used e-cigarettes, e-cigars, or e-hookahs (not just a puff or drag) in the past year, how did you usually get them? - I bought them in a store such as a convenience store, supermarket, discount store, or gas station



Response	6	8	10	12	Total	
No	100.0	99.3	99.2	91.8	97.9	
Yes	0.0	0.7	0.8	8.2	2.1	
N of Valid	104	141	129	98	472	
N of Miss	0	0	0	0	0	

Table 178: If you used e-cigarettes, e-cigars, or e-hookahs (not just a puff or drag) in the past year, how did you usually get them? - I got them on the Internet



Response	6	8	10	12	Total	
No	100.0	100.0	98.4	100.0	99.6	
Yes	0.0	0.0	1.6	0.0	0.4	
N of Valid	104	141	129	98	472	
N of Miss	0	0	0	0	0	

Table 179: If you used e-cigarettes, e-cigars, or e-hookahs (not just a puff or drag) in the past year, how did you usually get them? - I got them at a store that sells electronic cigarettes, such as a "vape shop"



Response	6	8	10	12	Total	
No	100.0	97.9	98.4	99.0	98.7	
Yes	0.0	2.1	1.6	1.0	1.3	
N of Valid	104	141	129	98	472	
N of Miss	0	0	0	0	0	

Table 180: If you used e-cigarettes, e-cigars, or e-hookahs (not just a puff or drag) in the past year, how did you usually get them? - I got them from a family member



Response	6	8	10	12	Total	
No	100.0	87.9	98.4	99.0	95.8	
Yes	0.0	12.1	1.6	1.0	4.2	
N of Valid	104	141	129	98	472	
N of Miss	0	0	0	0	0	

Table 181: If you used e-cigarettes, e-cigars, or e-hookahs (not just a puff or drag) in the past year, how did you usually get them? - I got them from a friend



Response	6	8	10	12	Total	
No	98.1	85.8	83.7	88.8	88.6	
Yes	1.9	14.2	16.3	11.2	11.4	
N of Valid	104	141	129	98	472	
N of Miss	0	0	0	0	0	

Table 182: If you used e-cigarettes, e-cigars, or e-hookahs (not just a puff or drag) in the past year, how did you usually get them? - A stranger got them for me



Response	6	8	10	12	Total	
No	99.0	100.0	100.0	100.0	99.8	
Yes	1.0	0.0	0.0	0.0	0.2	
N of Valid	104	141	129	98	472	
N of Miss	0	0	0	0	0	

Table 183: If you used e-cigarettes, e-cigars, or e-hookahs (not just a puff or drag) in the past year, how did you usually get them? - I took them from a store or shop



Response	6	8	10	12	Total	
No	100.0	99.3	100.0	100.0	99.8	
Yes	0.0	0.7	0.0	0.0	0.2	
N of Valid	104	141	129	98	472	
N of Miss	0	0	0	0	0	



Table 184: If you used e-cigarettes, e-cigars, or e-hookahs (not just a puff or drag) in the past year, how did you usually get them? - I got them some other way



Response	6	8	10	12	Total	
No	100.0	97.9	96.1	98.0	97.9	
Yes	0.0	2.1	3.9	2.0	2.1	
N of Valid	104	141	129	98	472	
N of Miss	0	0	0	0	0	

Table 185: If you used marijuana (grass, pot) (not just a puff or drag) in the past year, how did you usually get it? - I did not use marijuana (grass, pot) in the past year



Response	6	8	10	12	Total	
No	4.7	10.1	15.6	28.9	14.3	
Yes	95.3	89.9	84.4	71.1	85.7	
N of Valid	106	138	128	97	469	
N of Miss	0	0	0	0	0	

Table 186: If you used marijuana (grass, pot) (not just a puff or drag) in the past year, how did you usually get it? - I bought it myself



Response	6	8	10	12	Total	
No	100.0	99.3	95.3	90.7	96.6	
Yes	0.0	0.7	4.7	9.3	3.4	
N of Valid	106	138	128	97	469	
N of Miss	0	0	0	0	0	

Table 187: If you used marijuana (grass, pot) (not just a puff or drag) in the past year, how did you usually get it? - I got it from someone at school



Response	6	8	10	12	Total	
No	100.0	98.6	98.4	96.9	98.5	
Yes	0.0	1.4	1.6	3.1	1.5	
N of Valid	106	138	128	97	469	
N of Miss	0	0	0	0	0	

Table 188: If you used marijuana (grass, pot) (not just a puff or drag) in the past year, how did you usually get it? - I got it from someone with a medical marijuana card



Response	6	8	10	12	Total	
No	99.1	100.0	99.2	99.0	99.4	
Yes	0.9	0.0	0.8	1.0	0.6	
N of Valid	106	138	128	97	469	
N of Miss	0	0	0	0	0	

Table 189: If you used marijuana (grass, pot) (not just a puff or drag) in the past year, how did you usually get it? - I got it from my brother or sister



Response	6	8	10	12	Total	
No	100.0	98.6	100.0	99.0	99.4	
Yes	0.0	1.4	0.0	1.0	0.6	
N of Valid	106	138	128	97	469	
N of Miss	0	0	0	0	0	

Table 190: If you used marijuana (grass, pot) (not just a puff or drag) in the past year, how did you usually get it? - I got it from another relative



Response	6	8	10	12	Total	
No	100.0	96.4	96.9	99.0	97.9	
Yes	0.0	3.6	3.1	1.0	2.1	
N of Valid	106	138	128	97	469	
N of Miss	0	0	0	0	0	

Table 191: If you used marijuana (grass, pot) (not just a puff or drag) in the past year, how did you usually get it? - Other



Response	6	8	10	12	Total	
No	96.2	97.1	94.5	86.6	94.0	
Yes	3.8	2.9	5.5	13.4	6.0	
N of Valid	106	138	128	97	469	
N of Miss	0	0	0	0	0	

Table 192: If you drank alcohol (not just a sip or taste) in the past year, how did you usually get it?

Response	6	8	10	12	Total	
I did not drink alcohol in the past year	95.3	73.2	70.9	62.2	75.3	
I bought it myself with a fake ID	0.0	0.0	0.8	2.0	0.6	
I bought it myself without a fake ID	0.0	0.0	0.0	2.0	0.4	
I got it from someone I know age 21 or older	0.0	5.8	8.7	14.3	7.0	
I got it from someone I know under age 21	0.0	1.4	0.0	3.1	1.1	
I got it from my brother or sister	0.0	2.9	0.8	1.0	1.3	
I got it from home with my parents' permission	0.0	5.8	4.7	6.1	4.3	
I got it from home without my parents' permission	0.9	4.3	3.1	0.0	2.3	
I got it from another relative	0.0	5.1	3.9	3.1	3.2	
A stranger bought it for me	0.0	0.0	0.0	0.0	0.0	
I took it from a store or shop	0.0	0.0	0.8	0.0	0.2	
Other	3.8	1.4	6.3	6.1	4.3	
N of Valid	106	138	127	98	469	
N of Miss	50	23	29	15	117	

Table 193: If you used prescription drugs or over the counter drugs without a doctor telling you to use it or for the purpose of getting high, where did you get these drugs? - Did not use

Response	6	8	10	12	Total	
No	0.0	5.1	3.9	11.3	4.9	
Yes	100.0	94.9	96.1	88.7	95.1	
N of Valid	106	136	128	97	467	
N of Miss	0	0	0	0	0	

Table 194: If you used prescription drugs or over the counter drugs without a doctor telling you to use it or for the purpose of getting high, where did you get these drugs? -  
Bought or took from store or shop



Response	6	8	10	12	Total	
No	100.0	99.3	98.4	99.0	99.1	
Yes	0.0	0.7	1.6	1.0	0.9	
N of Valid	106	136	128	97	467	
N of Miss	0	0	0	0	0	

Table 195: If you used prescription drugs or over the counter drugs without a doctor telling you to use it or for the purpose of getting high, where did you get these drugs? -  
Got from parents with permission



Response	6	8	10	12	Total	
No	100.0	100.0	99.2	99.0	99.6	
Yes	0.0	0.0	0.8	1.0	0.4	
N of Valid	106	136	128	97	467	
N of Miss	0	0	0	0	0	

Table 196: If you used prescription drugs or over the counter drugs without a doctor telling you to use it or for the purpose of getting high, where did you get these drugs? -  
Got from home without permission



Response	6	8	10	12	Total	
No	100.0	97.8	99.2	99.0	98.9	
Yes	0.0	2.2	0.8	1.0	1.1	
N of Valid	106	136	128	97	467	
N of Miss	0	0	0	0	0	

Table 197: If you used prescription drugs or over the counter drugs without a doctor telling you to use it or for the purpose of getting high, where did you get these drugs? -  
Got from relative with permission



Response	6	8	10	12	Total	
No	100.0	99.3	100.0	97.9	99.4	
Yes	0.0	0.7	0.0	2.1	0.6	
N of Valid	106	136	128	97	467	
N of Miss	0	0	0	0	0	

Table 198: If you used prescription drugs or over the counter drugs without a doctor telling you to use it or for the purpose of getting high, where did you get these drugs? -  
Got from relative without permission


Response	6	8	10	12	Total	
No	100.0	100.0	100.0	100.0	100.0	
Yes	0.0	0.0	0.0	0.0	0.0	
N of Valid	106	136	128	97	467	
N of Miss	0	0	0	0	0	

Table 199: If you used prescription drugs or over the counter drugs without a doctor telling you to use it or for the purpose of getting high, where did you get these drugs? -  
Got from friend's home with permission



Response	6	8	10	12	Total	
No	100.0	100.0	100.0	99.0	99.8	
Yes	0.0	0.0	0.0	1.0	0.2	
N of Valid	106	136	128	97	467	
N of Miss	0	0	0	0	0	

Table 200: If you used prescription drugs or over the counter drugs without a doctor telling you to use it or for the purpose of getting high, where did you get these drugs? -  
Got from friend's home without permission



Response	6	8	10	12	Total	
No	100.0	99.3	100.0	100.0	99.8	
Yes	0.0	0.7	0.0	0.0	0.2	
N of Valid	106	136	128	97	467	
N of Miss	0	0	0	0	0	

Table 201: If you used prescription drugs or over the counter drugs without a doctor telling you to use it or for the purpose of getting high, where did you get these drugs? -  
Got from friend at school



Response	6	8	10	12	Total	
No	100.0	100.0	100.0	99.0	99.8	
Yes	0.0	0.0	0.0	1.0	0.2	
N of Valid	106	136	128	97	467	
N of Miss	0	0	0	0	0	

Table 202: If you used prescription drugs or over the counter drugs without a doctor telling you to use it or for the purpose of getting high, where did you get these drugs? -  
Got from friend at party



Response	6	8	10	12	Total	
No	100.0	100.0	99.2	99.0	99.6	
Yes	0.0	0.0	0.8	1.0	0.4	
N of Valid	106	136	128	97	467	
N of Miss	0	0	0	0	0	

Table 203: If you used prescription drugs or over the counter drugs without a doctor telling you to use it or for the purpose of getting high, where did you get these drugs? -  
Got from friend, elsewhere



Response	6	8	10	12	Total	
No	100.0	100.0	99.2	95.9	98.9	
Yes	0.0	0.0	0.8	4.1	1.1	
N of Valid	106	136	128	97	467	
N of Miss	0	0	0	0	0	

Table 204: If you used prescription drugs or over the counter drugs without a doctor telling you to use it or for the purpose of getting high, where did you get these drugs? -  
Got from internet sale



Response	6	8	10	12	Total	
No	100.0	98.5	100.0	100.0	99.6	
Yes	0.0	1.5	0.0	0.0	0.4	
N of Valid	106	136	128	97	467	
N of Miss	0	0	0	0	0	

Table 205: During the last month, about how many marijuana cigarettes, or the equivalent, did you smoke a day, on the average?


Response	6	8	10	12	Total	
None	100.0	96.5	88.9	91.8	94.3	
Less than 1 a day	0.0	0.7	4.0	3.1	1.9	
1 a day	0.0	0.7	3.2	2.1	1.5	
2-3 a day	0.0	1.4	3.2	1.0	1.5	
4-6 a day	0.0	0.0	0.0	2.1	0.4	
7-10 a day	0.0	0.0	0.0	0.0	0.0	
11 or more a day	0.0	0.7	0.8	0.0	0.4	
N of Valid	111	141	126	97	475	
N of Miss	45	20	30	16	111	

Table 206: How wrong do your friends feel it would be for YOU to: have one or two drinks of an alcoholic beverage nearly every day?

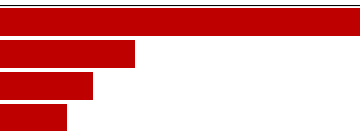
Response	6	8	10	12	Total	
Very wrong	84.3	53.6	55.2	37.1	57.7	
Wrong	11.1	27.1	17.6	23.7	20.2	
A little bit wrong	4.6	14.3	12.0	22.7	13.2	
Not at all wrong	0.0	5.0	15.2	16.5	8.9	
N of Valid	108	140	125	97	470	
N of Miss	48	21	31	16	116	

Table 207: How wrong do your friends feel it would be for YOU to: smoke tobacco?


Response	6	8	10	12	Total	
Very wrong	88.7	64.5	61.6	43.8	65.0	
Wrong	9.4	19.1	19.2	27.1	18.6	
A little bit wrong	1.9	11.3	4.8	15.6	8.3	
Not at all wrong	0.0	5.0	14.4	13.5	8.1	
N of Valid	106	141	125	96	468	
N of Miss	50	20	31	17	118	

Table 208: How wrong do your friends feel it would be for YOU to: smoke marijuana?





Response	6	8	10	12	Total	
Very wrong	93.3	63.1	56.5	41.7	63.7	
Wrong	5.8	14.9	13.7	18.8	13.3	
A little bit wrong	1.0	14.2	8.9	14.6	9.9	
Not at all wrong	0.0	7.8	21.0	25.0	13.1	
N of Valid	104	141	124	96	465	
N of Miss	52	20	32	17	121	

Table 209: How wrong do your friends feel it would be for YOU to: use prescription drugs not prescribed to you?





Response	6	8	10	12	Total	
Very wrong	88.6	76.4	72.8	65.6	76.0	
Wrong	10.5	14.3	14.4	20.8	14.8	
A little bit wrong	1.0	6.4	4.0	7.3	4.7	
Not at all wrong	0.0	2.9	8.8	6.2	4.5	
N of Valid	105	140	125	96	466	
N of Miss	51	21	31	17	120	

Table 210: How wrong would most adults (over 21) in your neighborhood think it is for kids your age: to use marijuana?





Response	6	8	10	12	Total	
Very wrong	90.7	78.9	75.8	60.8	77.0	
Wrong	5.6	14.8	8.1	23.7	12.8	
A little bit wrong	3.7	4.9	12.1	10.3	7.7	
Not at all wrong	0.0	1.4	4.0	5.2	2.6	
N of Valid	107	142	124	97	470	
N of Miss	49	19	32	16	116	



Table 211: How wrong would most adults (over 21) in your neighborhood think it is for kids your age: to drink alcohol?





Response	6	8	10	12	Total	
Very wrong	88.5	68.3	67.7	54.7	69.9	
Wrong	7.7	18.3	14.5	26.3	16.6	
A little bit wrong	3.8	9.9	13.7	12.6	10.1	
Not at all wrong	0.0	3.5	4.0	6.3	3.4	
N of Valid	104	142	124	95	465	
N of Miss	52	19	32	18	121	

Table 212: How wrong would most adults (over 21) in your neighborhood think it is for kids your age: to smoke cigarettes?





Response	6	8	10	12	Total	
Very wrong	88.3	78.2	72.4	61.1	75.4	
Wrong	5.8	14.1	11.4	25.3	13.8	
A little bit wrong	5.8	4.9	12.2	8.4	7.8	
Not at all wrong	0.0	2.8	4.1	5.3	3.0	
N of Valid	103	142	123	95	463	
N of Miss	53	19	33	18	123	

Table 213: How much do each of the following statements describe your neighborhood? crime and/or drug selling





Response	6	8	10	12	Total	
NO!	85.3	72.7	74.8	64.6	74.3	
no	11.8	19.4	13.8	22.9	17.0	
yes	0.0	6.5	7.3	8.3	5.7	
YES!	2.9	1.4	4.1	4.2	3.0	
N of Valid	102	139	123	96	460	
N of Miss	54	22	33	17	126	

Table 214: How much do each of the following statements describe your neighborhood? fights





Response	6	8	10	12	Total	
NO!	75.7	62.6	69.9	67.4	68.5	
no	13.6	19.4	14.6	26.3	18.3	
yes	7.8	13.7	9.8	4.2	9.3	
YES!	2.9	4.3	5.7	2.1	3.9	
N of Valid	103	139	123	95	460	
N of Miss	53	22	33	18	126	

Table 215: How much do each of the following statements describe your neighborhood? lots of empty or abandoned buildings





Response	6	8	10	12	Total	
NO!	82.4	66.2	72.4	68.4	71.9	
no	8.8	23.0	17.9	26.3	19.2	
yes	5.9	8.6	6.5	2.1	6.1	
YES!	2.9	2.2	3.3	3.2	2.8	
N of Valid	102	139	123	95	459	
N of Miss	54	22	33	18	127	

Table 216: How much do each of the following statements describe your neighborhood? lots of graffiti





Response	6	8	10	12	Total	
NO!	90.6	76.1	83.1	74.7	80.8	
no	4.2	20.9	15.3	22.1	16.0	
yes	3.1	2.2	1.6	1.1	2.0	
YES!	2.1	0.7	0.0	2.1	1.1	
N of Valid	96	134	124	95	449	
N of Miss	60	27	32	18	137	

Table 217: I feel safe in my neighborhood.

Response	6	8	10	12	Total
NO!	7.8	3.5	8.1	14.7	8.0
no	3.9	5.6	4.0	11.6	6.0
yes	23.5	36.6	33.1	34.7	32.4
YES!	64.7	54.2	54.8	38.9	53.6
N of Valid	102	142	124	95	463
N of Miss	54	19	32	18	123

Table 218: If a kid smoked marijuana in your neighborhood would he or she be caught by the police?

Response	6	8	10	12	Total
NO!	22.6	15.6	34.7	32.3	25.6
no	18.9	46.1	31.4	44.8	35.8
yes	22.6	27.0	20.7	16.7	22.2
YES!	35.8	11.3	13.2	6.2	16.4
N of Valid	106	141	121	96	464
N of Miss	50	20	35	17	122

Table 219: If a kid drank some beer, wine or hard liquor (for example, vodka, whiskey, or gin) in your neighborhood would he or she be caught by the police?

Response	6	8	10	12	Total
NO!	25.0	19.9	42.1	33.3	29.7
no	22.1	54.6	35.5	47.9	40.9
yes	20.2	14.9	12.4	11.5	14.7
YES!	32.7	10.6	9.9	7.3	14.7
N of Valid	104	141	121	96	462
N of Miss	52	20	35	17	124

Table 220: If a kid carried a handgun in your neighborhood would he or she be caught by the police?





Response	6	8	10	12	Total	
NO!	26.9	19.7	34.2	27.4	26.7	
no	12.5	28.9	30.8	45.3	29.1	
yes	17.3	26.8	19.2	17.9	20.8	
YES!	43.3	24.6	15.8	9.5	23.4	
N of Valid	104	142	120	95	461	
N of Miss	52	19	36	18	125	

Table 221: If you wanted to get some cigarettes, how easy would it be for you to get some?





Response	6	8	10	12	Total	
Very hard	91.7	50.7	51.2	30.9	55.4	
Sort of hard	5.2	17.9	10.7	16.0	12.9	
Sort of easy	2.1	19.3	19.8	24.5	16.9	
Very easy	1.0	12.1	18.2	28.7	14.9	
N of Valid	96	140	121	94	451	
N of Miss	60	21	35	19	135	

Table 222: If you wanted to get some beer, wine or hard liquor (for example, vodka, whiskey, or gin), how easy would it be for you to get some?





Response	6	8	10	12	Total	
Very hard	85.4	40.3	42.5	27.7	47.9	
Sort of hard	11.5	15.1	8.3	14.9	12.5	
Sort of easy	1.0	24.5	20.8	23.4	18.3	
Very easy	2.1	20.1	28.3	34.0	21.4	
N of Valid	96	139	120	94	449	
N of Miss	60	22	36	19	137	

Table 223: If you wanted to get a drug like cocaine, LSD, or amphetamines, how easy would it be for you to get some?





Response	6	8	10	12	Total	
Very hard	96.8	86.3	81.7	62.8	82.4	
Sort of hard	3.2	10.8	8.3	18.1	10.0	
Sort of easy	0.0	2.2	3.3	3.2	2.2	
Very easy	0.0	0.7	6.7	16.0	5.4	
N of Valid	95	139	120	94	448	
N of Miss	61	22	36	19	138	

Table 224: If you wanted to get a handgun, how easy would it be for you to get one?





Response	6	8	10	12	Total	
Very hard	74.5	54.3	59.2	50.0	59.0	
Sort of hard	16.0	13.8	11.7	14.9	13.9	
Sort of easy	5.3	14.5	9.2	13.8	11.0	
Very easy	4.3	17.4	20.0	21.3	16.1	
N of Valid	94	138	120	94	446	
N of Miss	62	23	36	19	140	

Table 225: If you wanted to get some marijuana, how easy would it be for you to get some?





Response	6	8	10	12	Total	
Very hard	96.7	65.0	60.5	37.4	64.7	
Sort of hard	3.3	10.0	10.9	15.4	10.0	
Sort of easy	0.0	10.7	13.4	12.1	9.5	
Very easy	0.0	14.3	15.1	35.2	15.8	
N of Valid	92	140	119	91	442	
N of Miss	64	21	37	22	144	

Table 226: If you wanted to get prescription drugs for the purpose of getting high, how easy would it be for you to get some?





Response	6	8	10	12	Total	
Very hard	88.0	57.2	63.9	53.8	64.7	
Sort of hard	8.7	15.2	11.8	15.1	12.9	
Sort of easy	1.1	10.1	14.3	11.8	9.7	
Very easy	2.2	17.4	10.1	19.4	12.7	
N of Valid	92	138	119	93	442	
N of Miss	64	23	37	20	144	

Table 227: If you wanted to get synthetic marijuana such as K2 or chemical products such as bath salts to get high, how easy would it be for you to get some?





Response	6	8	10	12	Total	
Very hard	96.8	85.6	80.0	63.4	81.8	
Sort of hard	2.2	7.9	5.0	19.4	8.3	
Sort of easy	0.0	2.9	9.2	2.2	3.8	
Very easy	1.1	3.6	5.8	15.1	6.1	
N of Valid	93	139	120	93	445	
N of Miss	63	22	36	20	141	

Table 228: If you wanted to get steroids to use or to enhance athletic performance, how easy would it be for you to get some?





Response	6	8	10	12	Total	
Very hard	92.6	78.8	78.3	65.6	78.9	
Sort of hard	4.2	10.2	10.8	14.0	9.9	
Sort of easy	1.1	7.3	4.2	5.4	4.7	
Very easy	2.1	3.6	6.7	15.1	6.5	
N of Valid	95	137	120	93	445	
N of Miss	61	24	36	20	141	

Table 229: If you wanted to get e-cigarettes, e-cigars, or e-hookahs, how easy would it be for you to get some?





Response	6	8	10	12	Total	
Very hard	90.5	49.6	50.8	37.6	56.2	
Sort of hard	3.2	12.2	7.5	8.6	8.3	
Sort of easy	4.2	15.8	12.5	15.1	12.3	
Very easy	2.1	22.3	29.2	38.7	23.3	
N of Valid	95	139	120	93	447	
N of Miss	61	22	36	20	139	

Table 230: During the past 12 months, have you participated in any alcohol prevention programs or seen any alcohol prevention messages in your school or community? Yes, a school-based program focused on preventing underage drinking and/or drinking and driving.



Response	6	8	10	12	Total	
No	71.1	74.3	66.1	83.3	73.3	
Yes	28.9	25.7	33.9	16.7	26.7	
N of Valid	90	136	115	90	431	
N of Miss	0	0	0	0	0	

Table 231: During the past 12 months, have you participated in any alcohol prevention programs or seen any alcohol prevention messages in your school or community? Yes, a community-based program focused on preventing underage drinking and/or drinking and driving (for example, through your church or temple or through youth groups like Boys and Girls Club or 4-H).



Response	6	8	10	12	Total	
No	88.9	93.4	93.9	95.6	93.0	
Yes	11.1	6.6	6.1	4.4	7.0	
N of Valid	90	136	115	90	431	
N of Miss	0	0	0	0	0	

Table 232: During the past 12 months, have you participated in any alcohol prevention programs or seen any alcohol prevention messages in your school or community? Yes, a media campaign addressing underage drinking and/or drinking and driving (for example, newspaper ads, posters, pamphlets, radio, TV).



Response	6	8	10	12	Total	
No	92.2	90.4	92.2	93.3	91.9	
Yes	7.8	9.6	7.8	6.7	8.1	
N of Valid	90	136	115	90	431	
N of Miss	0	0	0	0	0	

Table 233: During the past 12 months, have you participated in any alcohol prevention programs or seen any alcohol prevention messages in your school or community? No



Response	6	8	10	12	Total	
No	36.7	36.0	42.6	24.4	35.5	
Yes	63.3	64.0	57.4	75.6	64.5	
N of Valid	90	136	115	90	431	
N of Miss	0	0	0	0	0	

Table 234: How wrong do your parents feel it would be for YOU to: have one or two drinks of an alcoholic beverage nearly every day?





Response	6	8	10	12	Total	
Very wrong	91.8	83.5	82.2	81.5	84.5	
Wrong	6.2	9.4	8.5	13.0	9.2	
A little bit wrong	2.1	3.6	5.9	3.3	3.8	
Not at all wrong	0.0	3.6	3.4	2.2	2.5	
N of Valid	97	139	118	92	446	
N of Miss	59	22	38	21	140	

Table 235: How wrong do your parents feel it would be for YOU to: smoke tobacco?





Response	6	8	10	12	Total	
Very wrong	92.3	89.9	88.1	85.9	89.1	
Wrong	5.5	8.0	5.1	9.8	7.1	
A little bit wrong	2.2	1.4	5.1	2.2	2.7	
Not at all wrong	0.0	0.7	1.7	2.2	1.1	
N of Valid	91	138	118	92	439	
N of Miss	65	23	38	21	147	



Table 236: How wrong do your parents feel it would be for YOU to: smoke marijuana?





Response	6	8	10	12	Total	
Very wrong	96.9	88.3	83.9	82.6	87.8	
Wrong	3.1	9.5	6.8	8.7	7.2	
A little bit wrong	0.0	1.5	4.2	5.4	2.7	
Not at all wrong	0.0	0.7	5.1	3.3	2.3	
N of Valid	96	137	118	92	443	
N of Miss	60	24	38	21	143	

Table 237: How wrong do your parents feel it would be for YOU to: use prescription drugs not prescribed to you?





Response	6	8	10	12	Total	
Very wrong	97.8	90.6	92.4	90.2	92.5	
Wrong	2.2	5.1	5.9	5.4	4.8	
A little bit wrong	0.0	2.2	1.7	3.3	1.8	
Not at all wrong	0.0	2.2	0.0	1.1	0.9	
N of Valid	93	138	118	92	441	
N of Miss	63	23	38	21	145	

Table 238: How wrong do your parents feel it would be for YOU to: steal something?





Response	6	8	10	12	Total	
Very wrong	94.6	84.6	90.7	89.1	89.3	
Wrong	3.2	12.5	5.1	7.6	7.5	
A little bit wrong	2.2	2.2	4.2	1.1	2.5	
Not at all wrong	0.0	0.7	0.0	2.2	0.7	
N of Valid	93	136	118	92	439	
N of Miss	63	25	38	21	147	

Table 239: How wrong do your parents feel it would be for YOU to: draw graffiti, write things, or draw pictures on buildings or other property (without the owner's permission)?

Response	6	8	10	12	Total	
Very wrong	94.5	85.2	89.0	85.9	88.3	
Wrong	3.3	8.9	5.1	7.6	6.4	
A little bit wrong	1.1	4.4	5.9	3.3	3.9	
Not at all wrong	1.1	1.5	0.0	3.3	1.4	
N of Valid	91	135	118	92	436	
N of Miss	65	26	38	21	150	

Table 240: How wrong do your parents feel it would be for YOU to: pick a fight with someone?

Response	6	8	10	12	Total	
Very wrong	76.3	61.9	66.7	73.9	68.7	
Wrong	15.1	21.6	20.5	10.9	17.7	
A little bit wrong	7.5	13.7	12.0	9.8	11.1	
Not at all wrong	1.1	2.9	0.9	5.4	2.5	
N of Valid	93	139	117	92	441	
N of Miss	63	22	39	21	145	

Table 241: During the past 12 months, have you talked with at least one of your parents about the dangers of underage drinking and/or drinking and driving? By parents, we mean either your biological parents, adoptive parents, stepparents, or adult guardians - whether or not they live with you.

Response	6	8	10	12	Total	
No	50.0	49.3	46.3	70.0	53.1	
Yes	50.0	50.7	53.7	30.0	46.9	
N of Valid	88	136	108	90	422	
N of Miss	68	25	48	23	164	

Table 242: The rules in my family are clear.

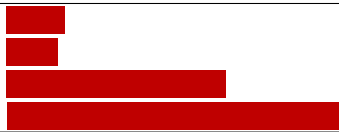
Response	6	8	10	12	Total	
NO!	8.9	3.6	6.0	11.8	7.0	
no	4.4	8.6	1.7	8.6	5.9	
yes	17.8	39.3	34.2	39.8	33.6	
YES!	68.9	48.6	58.1	39.8	53.4	
N of Valid	90	140	117	93	440	
N of Miss	66	21	39	20	146	

Table 243: People in my family have serious arguments about the same things, and often insult or yell at each other.

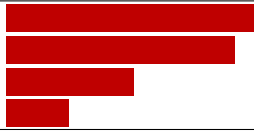
Response	6	8	10	12	Total	
NO!	58.0	33.1	38.1	30.1	38.9	
no	29.5	35.3	34.7	40.9	35.2	
yes	6.8	23.5	20.3	19.4	18.4	
YES!	5.7	8.1	6.8	9.7	7.6	
N of Valid	88	136	118	93	435	
N of Miss	68	25	38	20	151	

Table 244: When I am not at home, one of my parents knows where I am and who I am with.

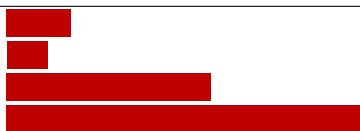
Response	6	8	10	12	Total	
NO!	6.7	2.9	10.2	14.0	8.0	
no	4.4	2.9	2.5	7.5	4.1	
yes	14.4	36.0	28.8	43.0	31.1	
YES!	74.4	58.1	58.5	35.5	56.8	
N of Valid	90	136	118	93	437	
N of Miss	66	25	38	20	149	

Table 245: My family has clear rules about alcohol and drug use.

Response	6	8	10	12	Total
NO!	9.0	4.4	5.9	14.0	7.8
no	0.0	8.8	9.3	5.4	6.4
yes	12.4	30.9	26.3	35.5	26.8
YES!	78.7	55.9	58.5	45.2	58.9
N of Valid	89	136	118	93	436
N of Miss	67	25	38	20	150

Table 246: If you skipped school would you be caught by your parents?

Response	6	8	10	12	Total
NO!	8.0	0.7	8.5	16.1	7.6
no	4.5	10.4	8.5	19.4	10.6
yes	10.2	31.1	27.1	33.3	26.3
YES!	77.3	57.8	55.9	31.2	55.5
N of Valid	88	135	118	93	434
N of Miss	68	26	38	20	152

Table 247: My parents ask if I've gotten my homework done.

Response	6	8	10	12	Total
NO!	8.8	5.9	13.7	19.6	11.5
no	5.5	10.3	11.1	25.0	12.6
yes	15.4	35.3	35.0	31.5	30.3
YES!	70.3	48.5	40.2	23.9	45.6
N of Valid	91	136	117	92	436
N of Miss	65	25	39	21	150

Table 248: Would your parents know if you did not come home on time?

Response	6	8	10	12	Total
NO!	7.0	3.7	7.7	12.9	7.4
no	4.7	8.8	12.8	8.6	9.0
yes	15.1	28.7	25.6	37.6	27.1
YES!	73.3	58.8	53.8	40.9	56.5
N of Valid	86	136	117	93	432
N of Miss	70	25	39	20	154

Table 249: Do you know how to properly dispose of leftover prescription drugs?

Response	6	8	10	12	Total
No	71.4	69.8	61.5	48.3	63.2
Yes	28.6	30.2	38.5	51.7	36.8
N of Valid	84	129	117	89	419
N of Miss	72	32	39	24	167

Table 250: Have any of your brothers or sisters ever: drunk beer, wine or hard liquor (for example, vodka, whiskey or gin)?

Response	6	8	10	12	Total
No	81.2	53.2	45.8	46.0	55.8
Yes	15.8	41.8	50.8	47.0	39.6
I don't have any brothers or sisters	3.0	5.0	3.3	7.0	4.5
N of Valid	101	141	120	100	462
N of Miss	55	20	36	13	124

Table 251: Have any of your brothers or sisters ever: smoked marijuana?

Response	6	8	10	12	Total
No	94.8	75.0	65.0	62.4	73.7
Yes	2.1	19.3	31.7	32.7	21.9
I don't have any brothers or sisters	3.1	5.7	3.3	5.0	4.4
N of Valid	96	140	120	101	457
N of Miss	60	21	36	12	129

Table 252: Have any of your brothers or sisters ever: smoked cigarettes?




Response	6	8	10	12	Total	
No	85.7	69.1	62.2	66.0	70.2	
Yes	11.2	25.9	33.6	29.0	25.4	
I don't have any brothers or sisters	3.1	5.0	4.2	5.0	4.4	
N of Valid	98	139	119	100	456	
N of Miss	58	22	37	13	130	

Table 253: Have any of your brothers or sisters ever: taken a handgun to school?




Response	6	8	10	12	Total	
No	96.9	94.3	94.1	87.1	93.2	
Yes	0.0	0.7	2.5	6.9	2.4	
I don't have any brothers or sisters	3.1	5.0	3.4	5.9	4.4	
N of Valid	97	140	119	101	457	
N of Miss	59	21	37	12	129	

Table 254: Have any of your brothers or sisters ever: been suspended or expelled from school?




Response	6	8	10	12	Total	
No	85.4	71.4	72.5	76.2	75.7	
Yes	11.5	23.6	23.3	18.8	19.9	
I don't have any brothers or sisters	3.1	5.0	4.2	5.0	4.4	
N of Valid	96	140	120	101	457	
N of Miss	60	21	36	12	129	

Table 255: Have any of your brothers or sisters ever: used e-cigarettes, e-cigars or e-hookahs (vaping)?




Response	6	8	10	12	Total	
No	86.9	61.9	59.2	62.4	66.7	
Yes	10.1	32.4	37.5	31.7	28.8	
I don't have any brothers or sisters	3.0	5.8	3.3	5.9	4.6	
N of Valid	99	139	120	101	459	
N of Miss	57	22	36	12	127	

Table 256: Have any of your brothers or sisters ever: used prescription drugs not prescribed to him/her?




Response	6	8	10	12	Total	
No	91.6	90.0	86.6	80.0	87.2	
Yes	5.3	5.0	9.2	15.0	8.4	
I don't have any brothers or sisters	3.2	5.0	4.2	5.0	4.4	
N of Valid	95	140	119	100	454	
N of Miss	61	21	37	13	132	

Table 257: Have you changed homes in the past year (the last 12 months)?



Response	6	8	10	12	Total	
No	80.4	78.7	81.8	85.0	81.2	
Yes	19.6	21.3	18.2	15.0	18.8	
N of Valid	102	141	121	100	464	
N of Miss	54	20	35	13	122	

Table 258: How many times have you changed homes since kindergarten?






Response	6	8	10	12	Total	
Never	42.0	29.8	47.1	40.6	39.3	
1 or 2 times	37.0	34.0	28.9	28.7	32.2	
3 or 4 times	15.0	19.1	14.9	12.9	15.8	
5 or 6 times	1.0	9.2	3.3	5.0	5.0	
7 or more times	5.0	7.8	5.8	12.9	7.8	
N of Valid	100	141	121	101	463	
N of Miss	56	20	35	12	123	

Table 259: Have you changed schools (including changing from elementary to middle and middle to high school) in the past year?



Response	6	8	10	12	Total	
No	41.7	76.1	74.8	84.5	70.3	
Yes	58.3	23.9	25.2	15.5	29.7	
N of Valid	96	142	119	97	454	
N of Miss	60	19	37	16	132	

Table 260: How many times have you changed schools since kindergarten (including changing from elementary to middle and middle to high school)?






Response	6	8	10	12	Total	
Never	33.3	24.1	35.7	43.6	33.4	
1 or 2 times	37.5	38.7	22.6	16.8	29.4	
3 or 4 times	24.0	23.4	27.8	24.8	24.9	
5 or 6 times	3.1	8.0	6.1	8.9	6.7	
7 or more times	2.1	5.8	7.8	5.9	5.6	
N of Valid	96	137	115	101	449	
N of Miss	60	24	41	12	137	

Table 261: Has anyone in your family ever had severe alcohol or drug problems?



Response	6	8	10	12	Total	
No	85.1	57.4	62.8	68.4	67.1	
Yes	14.9	42.6	37.2	31.6	32.9	
N of Valid	94	136	113	98	441	
N of Miss	62	25	43	15	145	

Table 262: About how many adults (over 21) have you known personally who in the past year have: used marijuana, crack, cocaine, or other drugs?






Response	6	8	10	12	Total	
0	81.1	56.6	59.3	59.4	63.1	
1	12.6	18.4	12.7	13.9	14.7	
2	3.2	7.4	5.9	5.9	5.8	
3-4	1.1	5.9	11.9	11.9	7.8	
5	2.1	11.8	10.2	8.9	8.7	
N of Valid	95	136	118	101	450	
N of Miss	61	25	38	12	136	



Table 263: About how many adults (over 21) have you known personally who in the past year have: sold or dealt drugs?






Response	6	8	10	12	Total	
0	91.4	69.1	76.1	74.0	76.7	
1	6.5	15.4	6.8	9.0	9.9	
2	1.1	7.4	4.3	6.0	4.9	
3-4	1.1	2.9	6.8	6.0	4.3	
5	0.0	5.1	6.0	5.0	4.3	
N of Valid	93	136	117	100	446	
N of Miss	63	25	39	13	140	

Table 264: About how many adults (over 21) have you known personally who in the past year have: done other things that could get them in trouble with the police, like stealing, selling stolen goods, mugging or assaulting others, etc.?






Response	6	8	10	12	Total	
0	88.3	61.5	70.9	68.3	71.1	
1	7.4	14.1	10.3	12.9	11.4	
2	3.2	8.9	4.3	5.9	5.8	
3-4	0.0	6.7	6.8	5.9	5.1	
5	1.1	8.9	7.7	6.9	6.5	
N of Valid	94	135	117	101	447	
N of Miss	62	26	39	12	139	

Table 265: About how many adults (over 21) have you known personally who in the past year have: gotten drunk or high?










Response	6	8	10	12	Total	
0	62.8	30.7	42.7	43.0	43.3	
1	18.1	17.5	13.7	19.0	17.0	
2	9.6	13.1	6.8	7.0	9.4	
3-4	3.2	10.2	10.3	10.0	8.7	
5	6.4	28.5	26.5	21.0	21.7	
N of Valid	94	137	117	100	448	
N of Miss	62	24	39	13	138	

Table 266: How honest were you in filling out this survey?

Response	6	8	10	12	Total	
I was very honest	87.0	82.9	71.3	64.9	77.0	
I was honest pretty much of the time	10.0	15.0	17.4	25.8	16.8	
I was honest some of the time	1.0	1.4	9.6	5.2	4.2	
I was honest once in a while	2.0	0.7	1.7	4.1	2.0	
I was not honest at all	0.0	0.0	0.0	0.0	0.0	
N of Valid	100	140	115	97	452	
N of Miss	56	21	41	16	134	