

2019 APNA

Arkansas Prevention Needs Assessment Survey

**Crittenden County
Tables**

Arkansas Department of Human Services,
Division of Aging, Adults, and Behavioral
Health Services
And
University of Arkansas at Little Rock
MidSOUTH Center for Prevention and Training

Contents

1	INTRODUCTION	11
2	PERCENTAGE TABLES	15

List of Frequency Distribution Tables

1	Gender	16
2	Age	16
3	Are you Hispanic or Latino?	16
4	What is your race? Black or African American	17
5	What is your race? Asian	17
6	What is your race? American Indian	17
7	What is your race? Alaska Native	17
8	What is your race? White	18
9	What is your race? Native Hawaiian or Other Pacific Islander	18
10	What is your race? Other	18
11	What is the highest level of schooling completed by your mother or father?	19
12	Think of where you live most of the time. Which of the following people live there with you? Mother	19
13	Think of where you live most of the time. Which of the following people live there with you? Stepmother	19
14	Think of where you live most of the time. Which of the following people live there with you? Foster Mother	20
15	Think of where you live most of the time. Which of the following people live there with you? Grandmother	20
16	Think of where you live most of the time. Which of the following people live there with you? Aunt	20
17	Think of where you live most of the time. Which of the following people live there with you? Father	20
18	Think of where you live most of the time. Which of the following people live there with you? Stepfather	21
19	Think of where you live most of the time. Which of the following people live there with you? Foster Father	21
20	Think of where you live most of the time. Which of the following people live there with you? Grandfather	21
21	Think of where you live most of the time. Which of the following people live there with you? Uncle	21
22	Think of where you live most of the time. Which of the following people live there with you? Other Adults	22
23	Think of where you live most of the time. Which of the following people live there with you? Brother(s)	22
24	Think of where you live most of the time. Which of the following people live there with you? Stepbrother(s)	22
25	Think of where you live most of the time. Which of the following people live there with you? Sister(s)	22
26	Think of where you live most of the time. Which of the following people live there with you? Stepsister(s)	23

27	Think of where you live most of the time. Which of the following people live there with you? Other Children	23
28	In my school, students have lots of chances to help decide things like class activities and rules.	23
29	Teachers ask me to work on special classroom projects.	23
30	My teacher(s) notices when I am doing a good job and lets me know about it.	24
31	There are lots of chances for students in my school to get involved in sports, clubs, and other school activities outside of class.	24
32	There are lots of chances for students in my school to talk with a teacher one-on-one.	24
33	I feel safe at my school.	25
34	The school lets my parents know when I have done something well.	25
35	My teachers praise me when I work hard in school.	25
36	Are your school grades better than the grades of most students in your class?	26
37	I have lots of chances to be part of class discussions or activities.	26
38	Now thinking back over the past year in school, how often did you: enjoy being in school?	26
39	Now thinking back over the past year in school, how often did you: hate being in school?	27
40	Now thinking back over the past year in school, how often did you: try to do your best work in school?	27
41	How often do you feel that the school work you are assigned is meaningful and important?	27
42	Putting them all together, what were your grades like last year?	28
43	How important do you think the things you are learning in school are going to be for your later life?	28
44	During the LAST FOUR WEEKS how many whole days of school have you missed because you skipped or "cut"?	28
45	What are the chances you would be seen as cool if you: smoked cigarettes?	29
46	What are the chances you would be seen as cool if you: worked hard at school?	29
47	What are the chances you would be seen as cool if you: began drinking alcoholic beverages regularly, that is, at least once or twice a month?	29
48	What are the chances you would be seen as cool if you: defended someone who was being bullied?	30
49	What are the chances you would be seen as cool if you: smoked marijuana?	30
50	What are the chances you would be seen as cool if you: carried a handgun?	30
51	What are the chances you would be seen as cool if you: used e-cigarettes, e-cigars or e-hookahs (vaping)?	31

52	What are the chances you would be seen as cool if you: bullied someone or cyber bullied someone?	31
53	Think of your four best friends (the friends you feel closest to). In the past year (12 months), how many of your best friends have: participated in clubs, organizations or activities at school?	31
54	Think of your four best friends (the friends you feel closest to). In the past year (12 months), how many of your best friends have: smoked cigarettes?	32
55	Think of your four best friends (the friends you feel closest to). In the past year (12 months), how many of your best friends have: tried beer, wine or hard liquor (for example, vodka, whiskey, or gin) when their parents didn't know about it?	32
56	Think of your four best friends (the friends you feel closest to). In the past year (12 months), how many of your best friends have: used e-cigarettes, e-cigars, or e-hookahs?	32
57	Think of your four best friends (the friends you feel closest to). In the past year (12 months), how many of your best friends have: used marijuana?	33
58	Think of your four best friends (the friends you feel closest to). In the past year (12 months), how many of your best friends have: used prescription drugs or non-prescription drugs for the purpose of getting high?	33
59	Think of your four best friends (the friends you feel closest to). In the past year (12 months), how many of your best friends have: used synthetic marijuana (K2, spice) or bath salts?	33
60	Think of your four best friends (the friends you feel closest to). In the past year (12 months), how many of your best friends have: used LSD, cocaine, amphetamines, or other illegal drugs?	34
61	Think of your four best friends (the friends you feel closest to). In the past year (12 months), how many of your best friends have: been bullied?	34
62	Think of your four best friends (the friends you feel closest to). In the past year (12 months), how many of your best friends have: been suspended from school?	34
63	Think of your four best friends (the friends you feel closest to). In the past year (12 months), how many of your best friends have: carried a handgun?	35
64	Think of your four best friends (the friends you feel closest to). In the past year (12 months), how many of your best friends have: sold illegal drugs?	35
65	Think of your four best friends (the friends you feel closest to). In the past year (12 months), how many of your best friends have: regularly attended religious services?	35

66	Think of your four best friends (the friends you feel closest to). In the past year (12 months), how many of your best friends have: stolen or tried to steal a motor vehicle such as a car or motorcycle?	36
67	Think of your four best friends (the friends you feel closest to). In the past year (12 months), how many of your best friends have: been arrested?	36
68	Think of your four best friends (the friends you feel closest to). In the past year (12 months), how many of your best friends have: dropped out of school?	36
69	Think of your four best friends (the friends you feel closest to). In the past year (12 months), how many of your best friends have: been members of a gang?	37
70	How old were you when you first: smoked marijuana?	37
71	How old were you when you first: smoked a cigarette, even just a puff?	38
72	How old were you when you first: had more than a sip or two of beer, wine or hard liquor (for example, vodka, whiskey, or gin)?	38
73	How old were you when you first: began drinking alcoholic beverages regularly, that is, at least once or twice a month?	39
74	How old were you when you first: used Pegaramide (peg, Peggy)?	39
75	How old were you when you first: got suspended from school?	40
76	How old were you when you first: got arrested?	40
77	How old were you when you first: carried a handgun?	41
78	How old were you when you first: used e-cigarettes, e-cigars, or e-hookahs (vaping)?	41
79	How old were you when you first: belonged to a gang?	42
80	How old were you when you first: used prescription drugs not prescribed to you?	42
81	How wrong do you think it is for someone your age to: take a handgun to school?	43
82	How wrong do you think it is for someone your age to: steal anything?	43
83	How wrong do you think it is for someone your age to: pick a fight with someone?	43
84	How wrong do you think it is for someone your age to: attack someone with the idea of seriously hurting them?	44
85	How wrong do you think it is for someone your age to: stay away from school all day when their parents think they are at school?	44
86	How wrong do you think it is for someone your age to: drink beer, wine or hard liquor (for example, vodka, whiskey, or gin) regularly?	44
87	How wrong do you think it is for someone your age to: smoke cigarettes?	45
88	How wrong do you think it is for someone your age to: smoke marijuana?	45

89	How wrong do you think it is for someone your age to: use prescription drugs or non-prescription drugs for the purpose of getting high?	45
90	How wrong do you think it is for someone your age to: use synthetic marijuana (K2, spice) or bath salts?	46
91	How wrong do you think it is for someone your age to: use LSD, cocaine, amphetamines or another illegal drug?	46
92	How wrong do you think it is for someone your age to: use e-cigarettes, e-cigars or e-hookahs (vaping)?	46
93	At school during the past 12 months, did you receive help from the resource teacher, speech therapist or other special education teacher?	47
94	How many times in the past year (12 months) have you: been suspended from school?	47
95	How many times in the past year (12 months) have you: carried a handgun?	47
96	How many times in the past year (12 months) have you: sold illegal drugs?	48
97	How many times in the past year (12 months) have you: stolen or tried to steal a motor vehicle such as a car or motorcycle?	48
98	How many times in the past year (12 months) have you: participated in clubs, organizations or activities at school?	48
99	How many times in the past year (12 months) have you: been arrested?	49
100	How many times in the past year (12 months) have you: attacked someone with the idea of seriously hurting them?	49
101	How many times in the past year (12 months) have you: been drunk or high at school?	49
102	How many times in the past year (12 months) have you: taken a handgun to school?	50
103	How many times in the past year (12 months) have you: used e-cigarettes, e-cigars, or e-hookahs (vaping)?	50
104	Are you currently on probation, or assigned a probation officer with Juvenile Court?	50
105	Have you ever belonged to a gang?	51
106	If you have ever belonged to a gang, did that gang have a name?	51
107	You are at a party at someone's house, and one of your friends offers you a drink containing alcohol. What would you say or do?	51
108	How often do you attend religious services or activities?	52
109	I think sometimes it's okay to cheat at school.	52
110	It is important to think before you act.	52
111	Sometimes I think that life is not worth it.	53
112	At times I think I am no good at all.	53
113	All in all, I am inclined to think that I am a failure.	53
114	In the past year, have you felt depressed or sad MOST days, even if you felt okay sometimes?	54
115	It is all right to beat up people if they start the fight.	54

116	I think it is okay to take something without asking if you can get away with it.	54
117	Where do you get the most information about living a drug and alcohol free life? Parents/guardians	55
118	Where do you get the most information about living a drug and alcohol free life? Friends	55
119	Where do you get the most information about living a drug and alcohol free life? Family members	55
120	Where do you get the most information about living a drug and alcohol free life? School	56
121	Where do you get the most information about living a drug and alcohol free life? Internet	56
122	Where do you get the most information about living a drug and alcohol free life? TV	56
123	Where do you get the most information about living a drug and alcohol free life? Social media	57
124	How much do you think people risk harming themselves (physically or in other ways) if they: smoked one or more packs of cigarettes per day?	57
125	How much do you think people risk harming themselves (physically or in other ways) if they: try marijuana once or twice?	57
126	How much do you think people risk harming themselves (physically or in other ways) if they: smoke marijuana once or twice a week?	58
127	How much do you think people risk harming themselves (physically or in other ways) if they: take one or two drinks of an alcoholic beverage (beer, wine, liquor) nearly every day?	58
128	How much do you think people risk harming themselves (physically or in other ways) if they: have five or more drinks of an alcoholic beverage once or twice a weekend?	58
129	How much do you think people risk harming themselves (physically or in other ways) if they: use prescription drugs that are not prescribed to them?	59
130	How much do you think people risk harming themselves (physically or in other ways) if they: use non-prescription drugs to get high?	59
131	How much do you think people risk harming themselves (physically or in other ways) if they: use e-cigarettes, e-cigars, or e-hookahs?	59
132	Have you ever used smokeless tobacco (chew, snuff, plug, dipping tobacco, or chewing tobacco)?	60
133	How often have you used smokeless tobacco during the past 30 days?	60
134	Have you ever smoked cigarettes?	60
135	How frequently have you smoked cigarettes during the past 30 days?	61
136	Which statement best describes rules about smoking inside your home or your family cars?	61
137	Have you ever used e-cigarettes, e-cigars, or e-hookahs (vaping)?	61

138	How frequently have you used e-cigarettes, e-cigars, or e-hookahs (vaping)?	62
139	During this school year, were you taught in any of your classes about the dangers of tobacco use?	62
140	During the past 12 months, have you participated in any community activities to discourage people your age from using cigarettes, chewing tobacco, snuff, dip or cigars, e-cigarettes, e-cigars, or e-hookahs?	62
141	Think back over the last two weeks. How many times have you had five or more alcoholic drinks in a row?	63
142	During the past 30 days, how many times did you ride in a car or other vehicle driven by someone who had been drinking alcohol or using drugs to get high?	63
143	During the past 30 days, how many times did you drive a car or other vehicle when you had been drinking alcohol or using drugs to get high?	63
144	If you drank alcohol (not just a sip or taste) in the past year, where did you usually drink it?	64
145	How do you feel about someone your age having one or two drinks of an alcoholic beverage nearly every day?	64
146	On how many occasions have you had alcoholic beverages (beer, wine or hard liquor) to drink in your lifetime - more than just a few sips?	64
147	On how many occasions have you drunk one or more drinks of an alcoholic beverage during the past 30 days?	65
148	On how many occasions have you used marijuana (grass, pot) or hashish (hash, hash oil) in your lifetime?	65
149	On how many occasions have you used marijuana (grass, pot) or hashish (hash, hash oil) during the past 30 days?	65
150	On how many occasions have you used LSD or other psychedelics in your lifetime?	66
151	On how many occasions have you used LSD or other psychedelics during the past 30 days?	66
152	On how many occasions have you used cocaine or crack in your lifetime?	66
153	On how many occasions have you used cocaine or crack during the past 30 days?	67
154	On how many occasions have you sniffed glue, breathed the contents of an aerosol spray can, or inhaled other gases or sprays, in order to get high in your lifetime?	67
155	On how many occasions have you sniffed glue, breathed the contents of an aerosol spray can, or inhaled other gases or sprays, in order to get high during the past 30 days?	67
156	On how many occasions have you used Pegaramide (peg, Peggy, etc.) in your lifetime?	68

157	On how many occasions have you used Pegaramide (peg, Peggy, etc.) during the past 30 days?	68
158	On how many occasions have you used synthetic marijuana (K2, spice) in your lifetime?	68
159	On how many occasions have you used synthetic marijuana (K2, spice) during the past 30 days?	69
160	On how many occasions have you used methamphetamines (meth, speed, crank, crystal meth) in your lifetime?	69
161	On how many occasions have you used methamphetamines (meth, speed, crank, crystal meth) in the past 30 days?	69
162	On how many occasions have you used other chemical products (bath salts, plant food, etc.) in your lifetime?	70
163	On how many occasions have you used other chemical products (bath salts, plant food, etc.) during the past 30 days?	70
164	On how many occasions have you used heroin or other opiates in your lifetime?	70
165	On how many occasions have you used heroin or other opiates during the past 30 days?	71
166	On how many occasions have you used MDMA ('X', 'E', or ecstasy) in your lifetime?	71
167	On how many occasions have you used MDMA ('X', 'E', or ecstasy) during the past 30 days?	71
168	On how many occasions have you taken prescription drugs (such as Valium, Xanax, Ritalin, Adderall, OxyContin, Tramadol, or sleeping pills) not prescribed to you in your lifetime?	72
169	On how many occasions have you taken prescription drugs (such as Valium, Xanax, Ritalin, Adderall, OxyContin, Tramadol, or sleeping pills) not prescribed to you during the past 30 days?	72
170	On how many occasions have you taken non-prescription medicines such as diet pills (for example, Dietac, Dexatrim or Prolamine), stay-awake pills (for example No-Doz, Vivarin, or Wake), or cough or cold medicines (robos, DXM, etc.) to get high in your lifetime?	72
171	On how many occasions have you taken non-prescription medicines such as diet pills (for example, Dietac, Dexatrim or Prolamine), stay-awake pills (for example No-Doz, Vivarin, or Wake), or cough or cold medicines (robos, DXM, etc.) to get high during the past 30 days?	73
172	On how many occasions have you been drunk or very high from drinking alcoholic beverages during the past 30 days?	73
173	On how many occasions have you drunk flavored alcoholic beverages, sometimes called 'alcopops' (like Mike's Hard Lemonade, Smirnoff Ice, Bacardi Breezers, etc.) in your lifetime?	73
174	On how many occasions have you drunk flavored alcoholic beverages, sometimes called 'alcopops' (like Mike's Hard Lemonade, Smirnoff Ice, Bacardi Breezers, etc.) during the past 30 days?	74

175	If you smoked cigarettes (not just a puff or drag) in the past year, how did you usually get them?	74
176	If you used e-cigarettes, e-cigars, or e-hookahs (not just a puff or drag) in the past year, how did you usually get them? - I did not use e-cigarettes, e-cigars, or e-hookahs in the past year	75
177	If you used e-cigarettes, e-cigars, or e-hookahs (not just a puff or drag) in the past year, how did you usually get them? - I bought them in a store such as a convenience store, supermarket, discount store, or gas station	75
178	If you used e-cigarettes, e-cigars, or e-hookahs (not just a puff or drag) in the past year, how did you usually get them? - I got them on the Internet	75
179	If you used e-cigarettes, e-cigars, or e-hookahs (not just a puff or drag) in the past year, how did you usually get them? - I got them at a store that sells electronic cigarettes, such as a "vape shop"	75
180	If you used e-cigarettes, e-cigars, or e-hookahs (not just a puff or drag) in the past year, how did you usually get them? - I got them from a family member	76
181	If you used e-cigarettes, e-cigars, or e-hookahs (not just a puff or drag) in the past year, how did you usually get them? - I got them from a friend	76
182	If you used e-cigarettes, e-cigars, or e-hookahs (not just a puff or drag) in the past year, how did you usually get them? - A stranger got them for me	76
183	If you used e-cigarettes, e-cigars, or e-hookahs (not just a puff or drag) in the past year, how did you usually get them? - I took them from a store or shop	76
184	If you used e-cigarettes, e-cigars, or e-hookahs (not just a puff or drag) in the past year, how did you usually get them? - I got them some other way	77
185	If you used marijuana (grass, pot) (not just a puff or drag) in the past year, how did you usually get it? - I did not use marijuana (grass, pot) in the past year	77
186	If you used marijuana (grass, pot) (not just a puff or drag) in the past year, how did you usually get it? - I bought it myself	77
187	If you used marijuana (grass, pot) (not just a puff or drag) in the past year, how did you usually get it? - I got it from someone at school	77
188	If you used marijuana (grass, pot) (not just a puff or drag) in the past year, how did you usually get it? - I got it from someone with a medical marijuana card	78
189	If you used marijuana (grass, pot) (not just a puff or drag) in the past year, how did you usually get it? - I got it from my brother or sister	78

190	If you used marijuana (grass, pot) (not just a puff or drag) in the past year, how did you usually get it? - I got it from another relative	78
191	If you used marijuana (grass, pot) (not just a puff or drag) in the past year, how did you usually get it? - Other	78
192	If you drank alcohol (not just a sip or taste) in the past year, how did you usually get it?	79
193	If you used prescription drugs or over the counter drugs without a doctor telling you to use it or for the purpose of getting high, where did you get these drugs? - Did not use	79
194	If you used prescription drugs or over the counter drugs without a doctor telling you to use it or for the purpose of getting high, where did you get these drugs? - Bought or took from store or shop	80
195	If you used prescription drugs or over the counter drugs without a doctor telling you to use it or for the purpose of getting high, where did you get these drugs? - Got from parents with permission	80
196	If you used prescription drugs or over the counter drugs without a doctor telling you to use it or for the purpose of getting high, where did you get these drugs? - Got from home without permission	80
197	If you used prescription drugs or over the counter drugs without a doctor telling you to use it or for the purpose of getting high, where did you get these drugs? - Got from relative with permission	80
198	If you used prescription drugs or over the counter drugs without a doctor telling you to use it or for the purpose of getting high, where did you get these drugs? - Got from relative without permission	81
199	If you used prescription drugs or over the counter drugs without a doctor telling you to use it or for the purpose of getting high, where did you get these drugs? - Got from friend's home with permission	81
200	If you used prescription drugs or over the counter drugs without a doctor telling you to use it or for the purpose of getting high, where did you get these drugs? - Got from friend's home without permission	81
201	If you used prescription drugs or over the counter drugs without a doctor telling you to use it or for the purpose of getting high, where did you get these drugs? - Got from friend at school	81
202	If you used prescription drugs or over the counter drugs without a doctor telling you to use it or for the purpose of getting high, where did you get these drugs? - Got from friend at party	82
203	If you used prescription drugs or over the counter drugs without a doctor telling you to use it or for the purpose of getting high, where did you get these drugs? - Got from friend, elsewhere	82
204	If you used prescription drugs or over the counter drugs without a doctor telling you to use it or for the purpose of getting high, where did you get these drugs? - Got from internet sale	82
205	During the last month, about how many marijuana cigarettes, or the equivalent, did you smoke a day, on the average?	83

206	How wrong do your friends feel it would be for YOU to: have one or two drinks of an alcoholic beverage nearly every day?	83
207	How wrong do your friends feel it would be for YOU to: smoke tobacco?	83
208	How wrong do your friends feel it would be for YOU to: smoke marijuana?	84
209	How wrong do your friends feel it would be for YOU to: use prescription drugs not prescribed to you?	84
210	How wrong would most adults (over 21) in your neighborhood think it is for kids your age: to use marijuana?	84
211	How wrong would most adults (over 21) in your neighborhood think it is for kids your age: to drink alcohol?	85
212	How wrong would most adults (over 21) in your neighborhood think it is for kids your age: to smoke cigarettes?	85
213	How much do each of the following statements describe your neighborhood? crime and/or drug selling	85
214	How much do each of the following statements describe your neighborhood? fights	86
215	How much do each of the following statements describe your neighborhood? lots of empty or abandoned buildings	86
216	How much do each of the following statements describe your neighborhood? lots of graffiti	86
217	I feel safe in my neighborhood.	87
218	If a kid smoked marijuana in your neighborhood would he or she be caught by the police?	87
219	If a kid drank some beer, wine or hard liquor (for example, vodka, whiskey, or gin) in your neighborhood would he or she be caught by the police?	87
220	If a kid carried a handgun in your neighborhood would he or she be caught by the police?	88
221	If you wanted to get some cigarettes, how easy would it be for you to get some?	88
222	If you wanted to get some beer, wine or hard liquor (for example, vodka, whiskey, or gin), how easy would it be for you to get some?	88
223	If you wanted to get a drug like cocaine, LSD, or amphetamines, how easy would it be for you to get some?	89
224	If you wanted to get a handgun, how easy would it be for you to get one?	89
225	If you wanted to get some marijuana, how easy would it be for you to get some?	89
226	If you wanted to get prescription drugs for the purpose of getting high, how easy would it be for you to get some?	90
227	If you wanted to get synthetic marijuana such as K2 or chemical products such as bath salts to get high, how easy would it be for you to get some?	90

228	If you wanted to get steroids to use or to enhance athletic performance, how easy would it be for you to get some?	90
229	If you wanted to get e-cigarettes, e-cigars, or e-hookahs, how easy would it be for you to get some?	91
230	During the past 12 months, have you participated in any alcohol prevention programs or seen any alcohol prevention messages in your school or community? Yes, a school-based program focused on preventing underage drinking and/or drinking and driving.	91
231	During the past 12 months, have you participated in any alcohol prevention programs or seen any alcohol prevention messages in your school or community? Yes, a community-based program focused on preventing underage drinking and/or drinking and driving (for example, through your church or temple or through youth groups like Boys and Girls Club or 4-H).	91
232	During the past 12 months, have you participated in any alcohol prevention programs or seen any alcohol prevention messages in your school or community? Yes, a media campaign addressing underage drinking and/or drinking and driving (for example, newspaper ads, posters, pamphlets, radio, TV).	92
233	During the past 12 months, have you participated in any alcohol prevention programs or seen any alcohol prevention messages in your school or community? No	92
234	How wrong do your parents feel it would be for YOU to: have one or two drinks of an alcoholic beverage nearly every day?	92
235	How wrong do your parents feel it would be for YOU to: smoke tobacco?	92
236	How wrong do your parents feel it would be for YOU to: smoke marijuana?	93
237	How wrong do your parents feel it would be for YOU to: use prescription drugs not prescribed to you?	93
238	How wrong do your parents feel it would be for YOU to: steal something?	93
239	How wrong do your parents feel it would be for YOU to: draw graffiti, write things, or draw pictures on buildings or other property (without the owner's permission)?	94
240	How wrong do your parents feel it would be for YOU to: pick a fight with someone?	94
241	During the past 12 months, have you talked with at least one of your parents about the dangers of underage drinking and/or drinking and driving? By parents, we mean either your biological parents, adoptive parents, stepparents, or adult guardians - whether or not they live with you.	94
242	The rules in my family are clear.	95
243	People in my family have serious arguments about the same things, and often insult or yell at each other.	95

244	When I am not at home, one of my parents knows where I am and who I am with.	95
245	My family has clear rules about alcohol and drug use.	96
246	If you skipped school would you be caught by your parents?	96
247	My parents ask if I've gotten my homework done.	96
248	Would your parents know if you did not come home on time?	97
249	Do you know how to properly dispose of leftover prescription drugs?	97
250	Have any of your brothers or sisters ever: drunk beer, wine or hard liquor (for example, vodka, whiskey or gin)?	97
251	Have any of your brothers or sisters ever: smoked marijuana?	97
252	Have any of your brothers or sisters ever: smoked cigarettes?	98
253	Have any of your brothers or sisters ever: taken a handgun to school?	98
254	Have any of your brothers or sisters ever: been suspended or expelled from school?	98
255	Have any of your brothers or sisters ever: used e-cigarettes, e-cigars or e-hookahs (vaping)?	98
256	Have any of your brothers or sisters ever: used prescription drugs not prescribed to him/her?	99
257	Have you changed homes in the past year (the last 12 months)?	99
258	How many times have you changed homes since kindergarten?	99
259	Have you changed schools (including changing from elementary to middle and middle to high school) in the past year?	99
260	How many times have you changed schools since kindergarten (including changing from elementary to middle and middle to high school)?	100
261	Has anyone in your family ever had severe alcohol or drug problems?	100
262	About how many adults (over 21) have you known personally who in the past year have: used marijuana, crack, cocaine, or other drugs?	100
263	About how many adults (over 21) have you known personally who in the past year have: sold or dealt drugs?	101
264	About how many adults (over 21) have you known personally who in the past year have: done other things that could get them in trouble with the police, like stealing, selling stolen goods, mugging or assaulting others, etc.?	101
265	About how many adults (over 21) have you known personally who in the past year have: gotten drunk or high?	101
266	How honest were you in filling out this survey?	102

List of Figures

1	Grade Chart	12
2	Gender Chart	13
3	Age Chart	14

1 INTRODUCTION

This report was generated from data collected on the *2019 Arkansas Prevention Needs Assessment Student Survey*. This report contains basic frequency tables of all data collected and graphs on the selected demographic variables of grade, gender and age.

Questions regarding the information found in this report can be directed to:

International Survey Associates dba Pride Surveys

Mr. Jay Gleaton

2140 Newmarket Parkway

Suite 116

Marietta, GA 30067

Telephone: (800) 279-6361

Fax: (770) 726-9327

Website: <http://www.pridesurveys.com>

Grade Chart

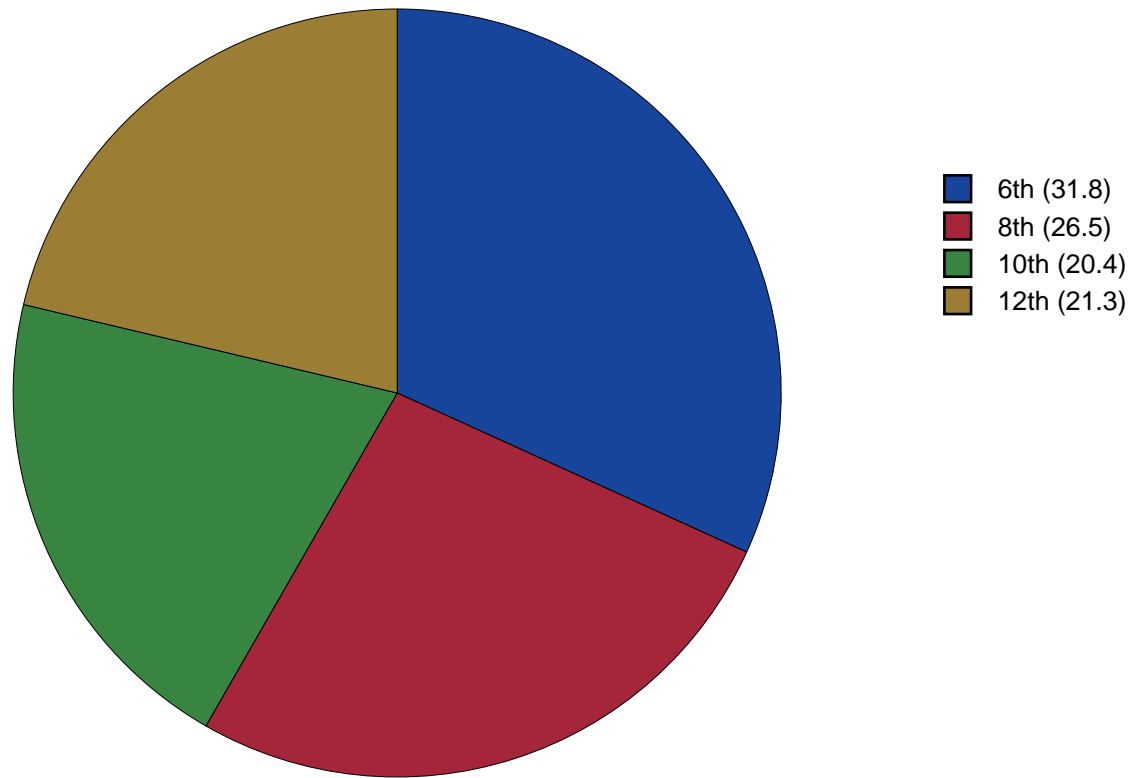


Figure 1: Grade Chart

Gender Chart

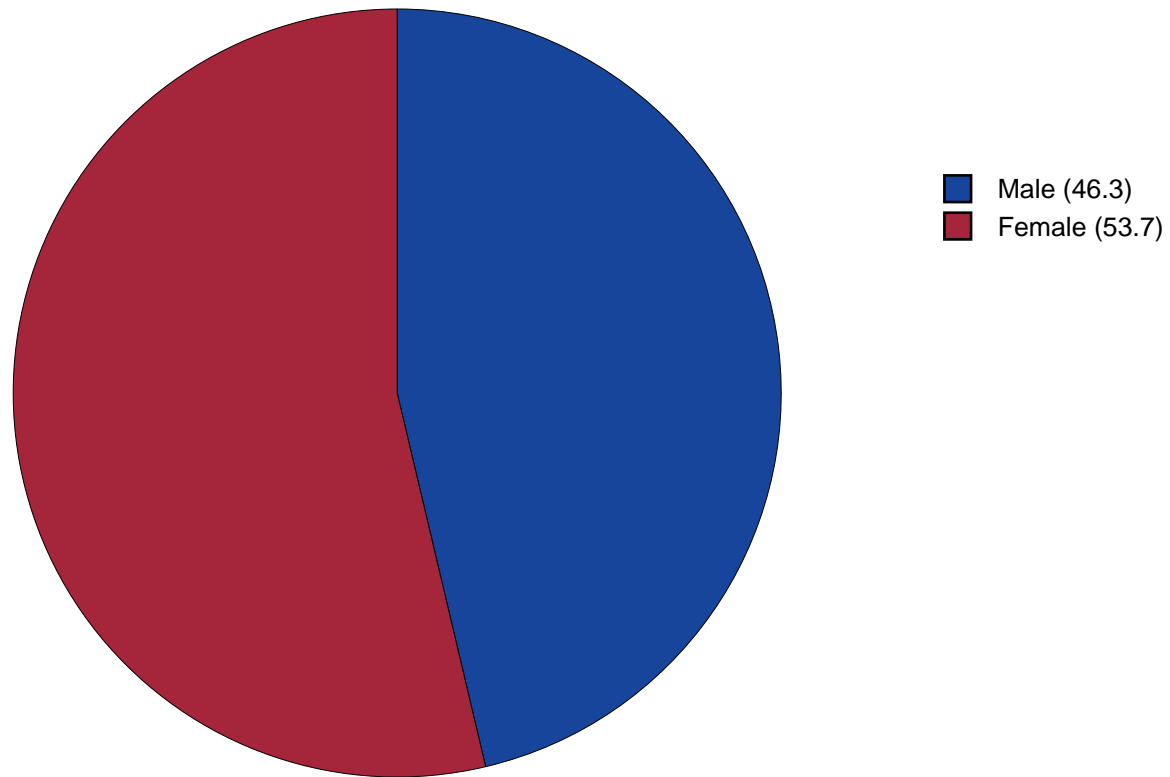


Figure 2: Gender Chart

Age Chart

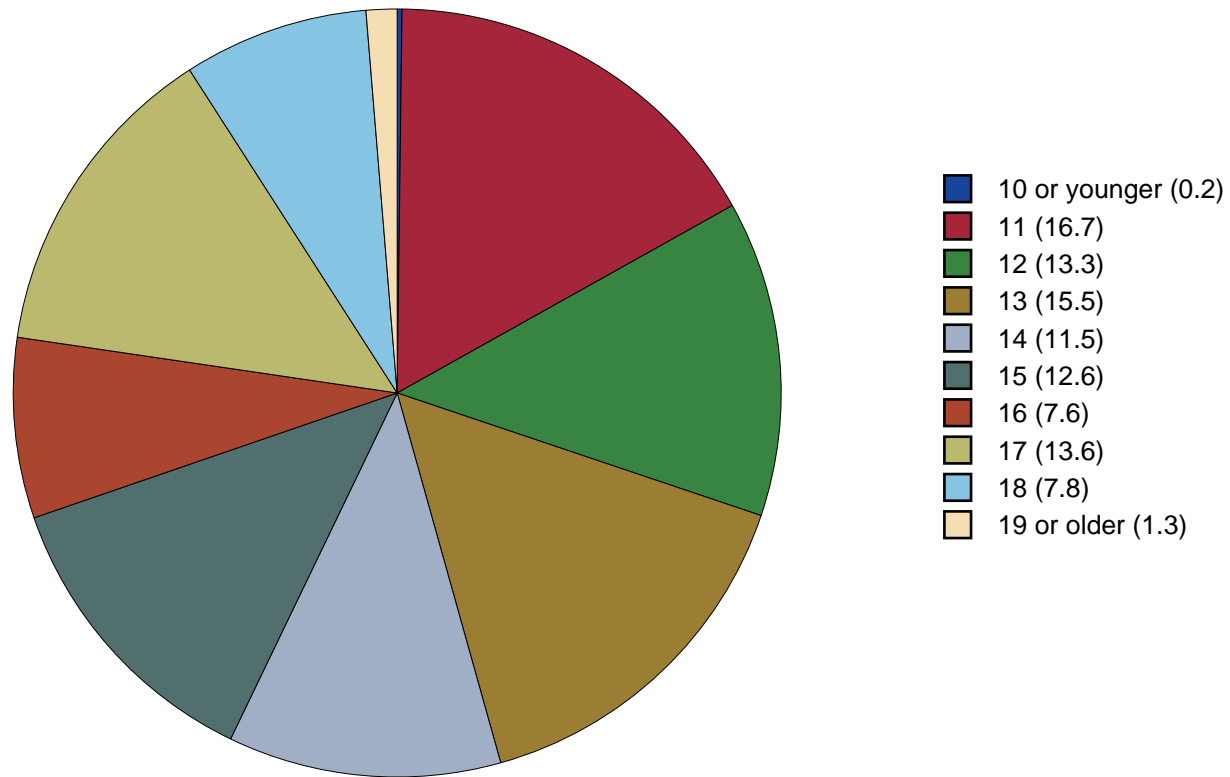


Figure 3: Age Chart

2 PERCENTAGE TABLES

The following tables contain frequency distribution detailing how your students responded to each question on the survey. The tables appear in the same order as the questions on the survey. The tables include breakdowns by grade level as well as overall percentages. The *N of Valid* row is a frequency count of the number of valid responses to each question for each grade and overall. The *N of Miss* row is a frequency count of the number of invalid (marked more than one response) or missing (i.e. did not respond) responses to each question for each grade and overall.

For the questions that allowed more than one response (i.e. race, live with, etc.) each response becomes a separate table. If a student did not mark the response, that was counted as a NO response, and if they did mark the response, that was counted as a YES response. Since a non response is a valid response for these questions, the *N of Miss* will always be zero for these questions.

Table 1: Gender



Response	6	8	10	12	Total	
Male	45.7	45.8	48.8	45.8	46.3	
Female	54.3	54.2	51.2	54.2	53.7	
N of Valid	368	306	240	236	1150	
N of Miss	16	13	6	21	56	

Table 2: Age











Response	6	8	10	12	Total	
10 or younger	0.5	0.0	0.0	0.0	0.2	
11	52.2	0.0	0.0	0.0	16.7	
12	41.3	0.3	0.0	0.0	13.3	
13	6.0	51.7	0.0	0.0	15.5	
14	0.0	43.8	0.0	0.0	11.5	
15	0.0	3.8	56.7	0.0	12.6	
16	0.0	0.3	36.7	0.0	7.6	
17	0.0	0.0	6.5	57.4	13.6	
18	0.0	0.0	0.0	36.3	7.8	
19 or older	0.0	0.0	0.0	6.2	1.3	
N of Valid	383	315	245	256	1199	
N of Miss	1	4	1	1	7	

Table 3: Are you Hispanic or Latino?



Response	6	8	10	12	Total	
No	93.2	95.8	95.9	94.0	94.6	
Yes	6.8	4.2	4.1	6.0	5.4	
N of Valid	365	309	242	251	1167	
N of Miss	19	10	4	6	39	

Table 4: What is your race? Black or African American



Response	6	8	10	12	Total	
No	24.2	25.4	27.6	15.2	23.3	
Yes	75.8	74.6	72.4	84.8	76.7	
N of Valid	380	319	243	257	1199	
N of Miss	0	0	0	0	0	

Table 5: What is your race? Asian



Response	6	8	10	12	Total	
No	99.2	99.1	99.2	98.8	99.1	
Yes	0.8	0.9	0.8	1.2	0.9	
N of Valid	380	319	243	257	1199	
N of Miss	0	0	0	0	0	

Table 6: What is your race? American Indian



Response	6	8	10	12	Total	
No	97.1	93.7	94.7	97.3	95.7	
Yes	2.9	6.3	5.3	2.7	4.3	
N of Valid	380	319	243	257	1199	
N of Miss	0	0	0	0	0	

Table 7: What is your race? Alaska Native


Response	6	8	10	12	Total	
No	100.0	100.0	100.0	100.0	100.0	
Yes	0.0	0.0	0.0	0.0	0.0	
N of Valid	380	319	243	257	1199	
N of Miss	0	0	0	0	0	

Table 8: What is your race? White



Response	6	8	10	12	Total	
No	77.6	77.7	70.8	84.0	77.6	
Yes	22.4	22.3	29.2	16.0	22.4	
N of Valid	380	319	243	257	1199	
N of Miss	0	0	0	0	0	

Table 9: What is your race? Native Hawaiian or Other Pacific Islander



Response	6	8	10	12	Total	
No	99.7	99.7	100.0	99.6	99.7	
Yes	0.3	0.3	0.0	0.4	0.3	
N of Valid	380	319	243	257	1199	
N of Miss	0	0	0	0	0	

Table 10: What is your race? Other



Response	6	8	10	12	Total	
No	93.2	94.0	96.7	96.1	94.7	
Yes	6.8	6.0	3.3	3.9	5.3	
N of Valid	380	319	243	257	1199	
N of Miss	0	0	0	0	0	

Table 11: What is the highest level of schooling completed by your mother or father?

Response	6	8	10	12	Total
Completed grade school or less	5.3	3.2	2.5	1.2	3.3
Some high school	2.4	4.7	13.1	26.2	10.3
Completed high school	12.0	16.8	22.1	26.6	18.5
Some college	12.6	12.3	13.1	16.8	13.5
Completed college	22.2	27.8	23.4	16.4	22.7
Graduate or professional school after college	13.4	11.1	7.4	3.5	9.4
Don't know	30.5	21.8	15.6	6.2	19.9
Does not apply	1.6	2.2	2.9	3.1	2.4
N of Valid	374	316	244	256	1190
N of Miss	10	3	2	1	16

Table 12: Think of where you live most of the time. Which of the following people live there with you? Mother

Response	6	8	10	12	Total
No	11.5	15.7	17.2	19.9	15.6
Yes	88.5	84.3	82.8	80.1	84.4
N of Valid	383	319	244	256	1202
N of Miss	0	0	0	0	0

Table 13: Think of where you live most of the time. Which of the following people live there with you? Stepmother

Response	6	8	10	12	Total
No	96.3	95.0	95.9	95.7	95.8
Yes	3.7	5.0	4.1	4.3	4.2
N of Valid	383	319	244	256	1202
N of Miss	0	0	0	0	0

Table 14: Think of where you live most of the time. Which of the following people live there with you? Foster Mother



Response	6	8	10	12	Total	
No	100.0	100.0	100.0	99.6	99.9	
Yes	0.0	0.0	0.0	0.4	0.1	
N of Valid	383	319	244	256	1202	
N of Miss	0	0	0	0	0	

Table 15: Think of where you live most of the time. Which of the following people live there with you? Grandmother



Response	6	8	10	12	Total	
No	77.0	78.1	82.0	77.3	78.4	
Yes	23.0	21.9	18.0	22.7	21.6	
N of Valid	383	319	244	256	1202	
N of Miss	0	0	0	0	0	

Table 16: Think of where you live most of the time. Which of the following people live there with you? Aunt



Response	6	8	10	12	Total	
No	91.9	92.2	94.3	94.1	92.9	
Yes	8.1	7.8	5.7	5.9	7.1	
N of Valid	383	319	244	256	1202	
N of Miss	0	0	0	0	0	

Table 17: Think of where you live most of the time. Which of the following people live there with you? Father



Response	6	8	10	12	Total	
No	58.2	62.7	56.1	71.9	61.9	
Yes	41.8	37.3	43.9	28.1	38.1	
N of Valid	383	319	244	256	1202	
N of Miss	0	0	0	0	0	

Table 18: Think of where you live most of the time. Which of the following people live there with you? Stepfather



Response	6	8	10	12	Total	
No	83.8	88.7	87.7	87.9	86.8	
Yes	16.2	11.3	12.3	12.1	13.2	
N of Valid	383	319	244	256	1202	
N of Miss	0	0	0	0	0	

Table 19: Think of where you live most of the time. Which of the following people live there with you? Foster Father


Response	6	8	10	12	Total	
No	100.0	100.0	100.0	100.0	100.0	
Yes	0.0	0.0	0.0	0.0	0.0	
N of Valid	383	319	244	256	1202	
N of Miss	0	0	0	0	0	

Table 20: Think of where you live most of the time. Which of the following people live there with you? Grandfather



Response	6	8	10	12	Total	
No	89.8	91.5	91.4	93.0	91.3	
Yes	10.2	8.5	8.6	7.0	8.7	
N of Valid	383	319	244	256	1202	
N of Miss	0	0	0	0	0	

Table 21: Think of where you live most of the time. Which of the following people live there with you? Uncle



Response	6	8	10	12	Total	
No	91.9	95.6	96.7	94.9	94.5	
Yes	8.1	4.4	3.3	5.1	5.5	
N of Valid	383	319	244	256	1202	
N of Miss	0	0	0	0	0	

Table 22: Think of where you live most of the time. Which of the following people live there with you? Other Adults



Response	6	8	10	12	Total	
No	97.9	98.1	97.5	97.7	97.8	
Yes	2.1	1.9	2.5	2.3	2.2	
N of Valid	383	319	244	256	1202	
N of Miss	0	0	0	0	0	

Table 23: Think of where you live most of the time. Which of the following people live there with you? Brother(s)



Response	6	8	10	12	Total	
No	54.6	54.5	53.3	59.4	55.3	
Yes	45.4	45.5	46.7	40.6	44.7	
N of Valid	383	319	244	256	1202	
N of Miss	0	0	0	0	0	

Table 24: Think of where you live most of the time. Which of the following people live there with you? Stepbrother(s)



Response	6	8	10	12	Total	
No	95.0	95.3	96.7	96.9	95.8	
Yes	5.0	4.7	3.3	3.1	4.2	
N of Valid	383	319	244	256	1202	
N of Miss	0	0	0	0	0	

Table 25: Think of where you live most of the time. Which of the following people live there with you? Sister(s)



Response	6	8	10	12	Total	
No	52.2	56.4	52.9	55.9	54.2	
Yes	47.8	43.6	47.1	44.1	45.8	
N of Valid	383	319	244	256	1202	
N of Miss	0	0	0	0	0	

Table 26: Think of where you live most of the time. Which of the following people live there with you? Stepsister(s)



Response	6	8	10	12	Total	
No	96.9	94.0	96.7	98.4	96.4	
Yes	3.1	6.0	3.3	1.6	3.6	
N of Valid	383	319	244	256	1202	
N of Miss	0	0	0	0	0	

Table 27: Think of where you live most of the time. Which of the following people live there with you? Other Children



Response	6	8	10	12	Total	
No	94.5	94.7	94.3	89.5	93.4	
Yes	5.5	5.3	5.7	10.5	6.6	
N of Valid	383	319	244	256	1202	
N of Miss	0	0	0	0	0	

Table 28: In my school, students have lots of chances to help decide things like class activities and rules.





Response	6	8	10	12	Total	
NO!	15.3	16.3	16.3	20.8	17.0	
no	33.6	34.5	32.6	27.6	32.4	
yes	36.1	43.8	42.5	38.4	40.0	
YES!	15.0	5.4	8.6	13.2	10.7	
N of Valid	360	313	233	250	1156	
N of Miss	24	6	13	7	50	

Table 29: Teachers ask me to work on special classroom projects.





Response	6	8	10	12	Total	
NO!	11.2	8.1	12.6	15.7	11.6	
no	36.9	39.2	37.8	46.8	39.8	
yes	37.4	43.0	43.9	28.6	38.3	
YES!	14.5	9.7	5.7	8.9	10.2	
N of Valid	358	309	230	248	1145	
N of Miss	26	10	16	9	61	

Table 30: My teacher(s) notices when I am doing a good job and lets me know about it.

Response	6	8	10	12	Total
NO!	5.5	4.8	8.4	10.9	7.1
no	9.9	14.0	21.7	12.6	14.0
yes	43.5	50.5	48.7	51.8	48.2
YES!	41.2	30.7	21.2	24.7	30.7
N of Valid	345	293	226	247	1111
N of Miss	39	26	20	10	95

Table 31: There are lots of chances for students in my school to get involved in sports, clubs, and other school activities outside of class.

Response	6	8	10	12	Total
NO!	4.5	3.3	3.0	5.2	4.0
no	9.5	6.5	4.8	8.3	7.5
yes	43.1	47.4	48.9	42.5	45.3
YES!	42.9	42.8	43.3	44.0	43.2
N of Valid	357	306	231	252	1146
N of Miss	27	13	15	5	60

Table 32: There are lots of chances for students in my school to talk with a teacher one-on-one.

Response	6	8	10	12	Total
NO!	3.1	6.8	6.9	6.7	5.6
no	9.2	20.9	18.6	20.9	16.8
yes	39.8	49.2	44.2	49.0	45.2
YES!	47.9	23.2	30.3	23.3	32.3
N of Valid	359	311	231	253	1154
N of Miss	25	8	15	4	52

Table 33: I feel safe at my school.

Response	6	8	10	12	Total
NO!	6.5	15.6	11.8	17.7	12.5
no	12.6	26.4	24.9	20.6	20.5
yes	40.2	42.7	47.2	46.8	43.7
YES!	40.7	15.3	16.2	14.9	23.3
N of Valid	356	307	229	248	1140
N of Miss	28	12	17	9	66

Table 34: The school lets my parents know when I have done something well.

Response	6	8	10	12	Total
NO!	9.0	25.3	23.1	26.1	20.0
no	23.7	37.8	40.2	39.1	34.2
yes	41.4	30.3	27.1	24.5	31.8
YES!	25.9	6.6	9.6	10.3	14.0
N of Valid	355	304	229	253	1141
N of Miss	29	15	17	4	65

Table 35: My teachers praise me when I work hard in school.

Response	6	8	10	12	Total
NO!	10.7	15.1	16.5	15.9	14.2
no	26.8	26.6	33.9	31.5	29.2
yes	37.6	46.1	36.1	40.6	40.2
YES!	24.9	12.2	13.5	12.0	16.3
N of Valid	354	304	230	251	1139
N of Miss	30	15	16	6	67

Table 36: Are your school grades better than the grades of most students in your class?

Response	6	8	10	12	Total
NO!	7.6	5.5	2.2	4.0	5.2
no	28.0	27.0	21.6	23.2	25.4
yes	44.8	45.6	55.1	48.0	47.8
YES!	19.5	21.8	21.1	24.8	21.6
N of Valid	353	307	227	250	1137
N of Miss	31	12	19	7	69

Table 37: I have lots of chances to be part of class discussions or activities.

Response	6	8	10	12	Total
NO!	4.5	5.5	5.2	7.5	5.6
no	11.3	11.6	14.6	17.9	13.5
yes	43.9	55.8	55.4	54.0	51.7
YES!	40.2	27.1	24.9	20.6	29.3
N of Valid	353	310	233	252	1148
N of Miss	31	9	13	5	58

Table 38: Now thinking back over the past year in school, how often did you: enjoy being in school?

Response	6	8	10	12	Total
Never	8.2	14.3	15.5	17.5	13.4
Seldom	9.1	19.2	15.5	18.7	15.2
Sometimes	35.7	40.6	42.2	38.2	38.9
Often	20.7	16.9	16.4	17.5	18.1
Almost always	26.3	9.1	10.3	8.0	14.4
N of Valid	353	308	232	251	1144
N of Miss	31	11	14	6	62

Table 39: Now thinking back over the past year in school, how often did you: hate being in school?

Response	6	8	10	12	Total	
Never	20.3	6.0	3.1	8.9	10.5	
Seldom	22.7	18.5	12.9	10.9	17.0	
Sometimes	30.8	34.8	40.2	39.3	35.6	
Often	14.5	18.2	19.6	18.6	17.5	
Almost always	11.6	22.5	24.1	22.3	19.4	
N of Valid	344	302	224	247	1117	
N of Miss	40	17	22	10	89	

Table 40: Now thinking back over the past year in school, how often did you: try to do your best work in school?

Response	6	8	10	12	Total	
Never	1.1	0.0	1.3	0.8	0.8	
Seldom	1.1	2.3	1.3	1.2	1.5	
Sometimes	6.3	12.7	8.7	13.1	10.0	
Often	12.9	25.5	30.4	34.3	24.6	
Almost always	78.5	59.5	58.3	50.6	63.1	
N of Valid	349	306	230	251	1136	
N of Miss	35	13	16	6	70	

Table 41: How often do you feel that the school work you are assigned is meaningful and important?

Response	6	8	10	12	Total	
Never	3.9	3.9	7.7	5.6	5.0	
Seldom	6.4	14.8	20.6	22.7	15.1	
Sometimes	22.5	40.8	42.5	42.2	35.8	
Often	30.3	27.7	18.0	21.1	25.1	
Almost always	36.9	12.9	11.2	8.4	19.0	
N of Valid	360	311	233	251	1155	
N of Miss	24	8	13	6	51	

Table 42: Putting them all together, what were your grades like last year?






Response	6	8	10	12	Total	
Mostly F's	0.3	1.0	0.4	0.4	0.5	
Mostly D's	3.6	2.6	1.3	1.2	2.3	
Mostly C's	18.5	26.0	10.7	13.8	17.9	
Mostly B's	43.3	42.6	40.6	47.0	43.4	
Mostly A's	34.4	27.9	47.0	37.5	35.9	
N of Valid	363	312	234	253	1162	
N of Miss	21	7	12	4	44	

Table 43: How important do you think the things you are learning in school are going to be for your later life?






Response	6	8	10	12	Total	
Very important	64.1	28.6	15.1	14.9	33.9	
Quite important	18.2	25.1	13.4	21.3	19.8	
Fairly important	13.2	24.1	31.0	32.5	23.9	
Slightly important	3.9	16.7	31.9	22.9	17.1	
Not at all important	0.6	5.5	8.6	8.4	5.2	
N of Valid	357	311	232	249	1149	
N of Miss	27	8	14	8	57	

Table 44: During the LAST FOUR WEEKS how many whole days of school have you missed because you skipped or "cut"?








Response	6	8	10	12	Total	
None	49.3	52.7	59.7	51.0	52.7	
1	15.8	13.1	9.4	9.9	12.5	
2	11.1	6.7	9.0	9.5	9.1	
3	8.9	9.3	11.6	11.1	10.0	
4-5	10.5	11.5	6.9	10.3	10.0	
6-10	3.6	4.5	2.6	5.9	4.1	
11 or more	0.8	2.2	0.9	2.4	1.6	
N of Valid	361	313	233	253	1160	
N of Miss	23	6	13	4	46	

Table 45: What are the chances you would be seen as cool if you: smoked cigarettes?






Response	6	8	10	12	Total	
No or very little chance	93.7	82.6	87.2	89.0	88.3	
Little chance	2.9	6.9	5.3	6.9	5.3	
Some chance	2.0	5.6	4.0	2.0	3.4	
Pretty good chance	0.9	3.3	1.8	0.4	1.6	
Very good chance	0.6	1.6	1.8	1.6	1.3	
N of Valid	347	304	227	245	1123	
N of Miss	37	15	19	12	83	

Table 46: What are the chances you would be seen as cool if you: worked hard at school?






Response	6	8	10	12	Total	
No or very little chance	3.7	8.1	13.1	7.1	7.5	
Little chance	4.6	12.1	8.6	5.5	7.6	
Some chance	10.3	18.9	19.5	21.4	16.8	
Pretty good chance	28.2	30.0	24.9	37.4	30.0	
Very good chance	53.2	31.0	33.9	28.6	38.0	
N of Valid	348	297	221	238	1104	
N of Miss	36	22	25	19	102	

Table 47: What are the chances you would be seen as cool if you: began drinking alcoholic beverages regularly, that is, at least once or twice a month?






Response	6	8	10	12	Total	
No or very little chance	89.6	70.4	66.1	68.9	75.2	
Little chance	2.9	9.3	13.1	11.1	8.5	
Some chance	1.4	10.0	9.5	9.4	7.1	
Pretty good chance	3.8	6.3	7.2	4.5	5.3	
Very good chance	2.3	4.0	4.1	6.1	4.0	
N of Valid	346	301	221	244	1112	
N of Miss	38	18	25	13	94	

Table 48: What are the chances you would be seen as cool if you: defended someone who was being bullied?






Response	6	8	10	12	Total	
No or very little chance	12.5	15.2	18.5	15.6	15.1	
Little chance	9.0	12.9	12.2	12.3	11.4	
Some chance	19.2	30.1	29.7	29.9	26.6	
Pretty good chance	23.5	20.9	19.8	20.1	21.3	
Very good chance	35.8	20.9	19.8	22.1	25.5	
N of Valid	344	302	222	244	1112	
N of Miss	40	17	24	13	94	

Table 49: What are the chances you would be seen as cool if you: smoked marijuana?






Response	6	8	10	12	Total	
No or very little chance	94.0	61.2	59.8	59.2	70.8	
Little chance	1.1	10.0	6.2	8.8	6.2	
Some chance	1.1	8.4	8.9	9.6	6.5	
Pretty good chance	1.4	8.4	7.6	6.7	5.7	
Very good chance	2.3	12.0	17.4	15.8	10.9	
N of Valid	350	299	224	240	1113	
N of Miss	34	20	22	17	93	

Table 50: What are the chances you would be seen as cool if you: carried a handgun?






Response	6	8	10	12	Total	
No or very little chance	87.6	71.6	71.3	76.1	77.5	
Little chance	5.8	6.7	6.7	5.8	6.2	
Some chance	2.6	6.7	7.6	9.1	6.1	
Pretty good chance	1.4	7.4	5.4	3.3	4.2	
Very good chance	2.6	7.7	9.0	5.8	5.9	
N of Valid	347	299	223	243	1112	
N of Miss	37	20	23	14	94	

Table 51: What are the chances you would be seen as cool if you: used e-cigarettes, e-cigars or e-hookahs (vaping)?






Response	6	8	10	12	Total	
No or very little chance	91.0	67.1	62.8	66.3	73.5	
Little chance	4.7	8.4	6.3	9.5	7.0	
Some chance	1.5	7.0	8.1	9.9	6.1	
Pretty good chance	1.5	8.1	7.6	6.2	5.5	
Very good chance	1.5	9.4	15.2	8.2	7.9	
N of Valid	344	298	223	243	1108	
N of Miss	40	21	23	14	98	

Table 52: What are the chances you would be seen as cool if you: bullied someone or cyber bullied someone?






Response	6	8	10	12	Total	
No or very little chance	91.0	67.1	62.8	66.3	73.5	
Little chance	4.7	8.4	6.3	9.5	7.0	
Some chance	1.5	7.0	8.1	9.9	6.1	
Pretty good chance	1.5	8.1	7.6	6.2	5.5	
Very good chance	1.5	9.4	15.2	8.2	7.9	
N of Valid	344	298	223	243	1108	
N of Miss	40	21	23	14	98	

Table 53: Think of your four best friends (the friends you feel closest to). In the past year (12 months), how many of your best friends have: participated in clubs, organizations or activities at school?






Response	6	8	10	12	Total	
0	19.7	15.4	19.7	24.7	19.6	
1	12.1	12.5	9.9	11.1	11.5	
2	21.1	20.3	18.8	19.3	20.1	
3	13.3	18.0	16.1	11.9	14.9	
4	33.8	33.8	35.4	32.9	33.9	
N of Valid	346	305	223	243	1117	
N of Miss	38	14	23	14	89	

Table 54: Think of your four best friends (the friends you feel closest to). In the past year (12 months), how many of your best friends have: smoked cigarettes?






Response	6	8	10	12	Total	
0	94.5	84.5	86.4	87.8	88.7	
1	2.9	7.4	5.6	4.6	5.0	
2	2.0	5.1	3.7	3.8	3.6	
3	0.3	0.7	1.9	0.8	0.8	
4	0.3	2.4	2.3	2.9	1.8	
N of Valid	343	297	214	238	1092	
N of Miss	41	22	32	19	114	

Table 55: Think of your four best friends (the friends you feel closest to). In the past year (12 months), how many of your best friends have: tried beer, wine or hard liquor (for example, vodka, whiskey, or gin) when their parents didn't know about it?






Response	6	8	10	12	Total	
0	88.5	67.8	59.4	62.3	71.4	
1	5.5	13.6	13.4	8.6	9.9	
2	2.3	6.0	7.1	11.9	6.4	
3	1.4	4.7	6.7	8.2	4.8	
4	2.3	8.0	13.4	9.0	7.5	
N of Valid	348	301	224	244	1117	
N of Miss	36	18	22	13	89	

Table 56: Think of your four best friends (the friends you feel closest to). In the past year (12 months), how many of your best friends have: used e-cigarettes, e-cigars, or e-hookahs?






Response	6	8	10	12	Total	
0	96.0	78.2	65.8	72.0	79.9	
1	2.6	7.6	8.9	10.3	6.9	
2	0.3	5.6	6.7	8.2	4.7	
3	0.3	4.3	6.2	4.5	3.5	
4	0.9	4.3	12.4	4.9	5.0	
N of Valid	346	303	225	243	1117	
N of Miss	38	16	21	14	89	

Table 57: Think of your four best friends (the friends you feel closest to). In the past year (12 months), how many of your best friends have: used marijuana?






Response	6	8	10	12	Total	
0	97.1	73.3	59.6	58.1	74.7	
1	1.2	10.5	13.0	12.9	8.6	
2	0.9	4.7	11.2	10.4	6.1	
3	0.3	4.1	5.4	10.0	4.4	
4	0.6	7.4	10.8	8.7	6.2	
N of Valid	346	296	223	241	1106	
N of Miss	38	23	23	16	100	

Table 58: Think of your four best friends (the friends you feel closest to). In the past year (12 months), how many of your best friends have: used prescription drugs or non-prescription drugs for the purpose of getting high?






Response	6	8	10	12	Total	
0	96.2	86.9	87.6	89.6	90.5	
1	1.4	5.4	7.1	3.8	4.1	
2	0.9	3.4	2.2	3.8	2.4	
3	0.3	2.0	0.9	2.1	1.3	
4	1.2	2.3	2.2	0.8	1.6	
N of Valid	346	298	225	240	1109	
N of Miss	38	21	21	17	97	

Table 59: Think of your four best friends (the friends you feel closest to). In the past year (12 months), how many of your best friends have: used synthetic marijuana (K2, spice) or bath salts?






Response	6	8	10	12	Total	
0	98.8	95.3	96.4	97.1	97.0	
1	0.3	1.0	1.8	0.8	0.9	
2	0.0	1.7	0.4	1.2	0.8	
3	0.0	1.0	0.4	0.4	0.4	
4	0.9	1.0	0.9	0.4	0.8	
N of Valid	345	299	225	244	1113	
N of Miss	39	20	21	13	93	

Table 60: Think of your four best friends (the friends you feel closest to). In the past year (12 months), how many of your best friends have: used LSD, cocaine, amphetamines, or other illegal drugs?






Response	6	8	10	12	Total	
0	98.3	94.0	96.0	97.5	96.5	
1	0.6	3.7	2.2	1.2	1.9	
2	0.3	1.3	0.9	0.4	0.7	
3	0.0	0.0	0.9	0.4	0.3	
4	0.9	1.0	0.0	0.4	0.6	
N of Valid	343	300	224	244	1111	
N of Miss	41	19	22	13	95	

Table 61: Think of your four best friends (the friends you feel closest to). In the past year (12 months), how many of your best friends have: been bullied?






Response	6	8	10	12	Total	
0	48.4	56.0	63.4	70.9	58.4	
1	24.1	16.2	12.9	12.3	17.1	
2	11.3	13.6	11.6	9.4	11.6	
3	3.2	3.6	5.4	3.3	3.8	
4	13.0	10.6	6.7	4.1	9.1	
N of Valid	345	302	224	244	1115	
N of Miss	39	17	22	13	91	

Table 62: Think of your four best friends (the friends you feel closest to). In the past year (12 months), how many of your best friends have: been suspended from school?






Response	6	8	10	12	Total	
0	56.6	41.4	56.7	59.8	53.2	
1	19.2	19.2	19.6	18.9	19.2	
2	9.6	14.1	9.4	10.7	11.0	
3	4.7	7.1	6.2	4.1	5.5	
4	9.9	18.2	8.0	6.6	11.0	
N of Valid	343	297	224	244	1108	
N of Miss	41	22	22	13	98	

Table 63: Think of your four best friends (the friends you feel closest to). In the past year (12 months), how many of your best friends have: carried a handgun?






Response	6	8	10	12	Total	
0	93.3	82.6	88.9	85.6	87.8	
1	2.9	9.0	4.4	5.3	5.4	
2	1.7	3.3	2.7	4.5	3.0	
3	0.6	2.7	1.8	2.5	1.8	
4	1.5	2.3	2.2	2.1	2.0	
N of Valid	344	299	225	243	1111	
N of Miss	40	20	21	14	95	

Table 64: Think of your four best friends (the friends you feel closest to). In the past year (12 months), how many of your best friends have: sold illegal drugs?






Response	6	8	10	12	Total	
0	97.7	91.1	91.5	92.6	93.5	
1	1.7	4.6	3.1	3.3	3.1	
2	0.3	2.0	2.7	2.5	1.7	
3	0.0	1.3	0.9	0.8	0.7	
4	0.3	1.0	1.8	0.8	0.9	
N of Valid	344	302	224	244	1114	
N of Miss	40	17	22	13	92	

Table 65: Think of your four best friends (the friends you feel closest to). In the past year (12 months), how many of your best friends have: regularly attended religious services?






Response	6	8	10	12	Total	
0	71.0	53.8	48.2	51.0	57.3	
1	7.5	14.7	19.4	15.4	13.6	
2	6.0	11.0	10.8	11.2	9.5	
3	5.4	7.4	9.9	9.1	7.7	
4	10.2	13.0	11.7	13.3	12.0	
N of Valid	334	299	222	241	1096	
N of Miss	50	20	24	16	110	

Table 66: Think of your four best friends (the friends you feel closest to). In the past year (12 months), how many of your best friends have: stolen or tried to steal a motor vehicle such as a car or motorcycle?

Response	6	8	10	12	Total	
0	97.1	91.6	92.9	94.2	94.1	
1	1.8	4.3	3.6	2.5	3.0	
2	0.6	1.0	1.3	1.6	1.1	
3	0.3	1.3	0.9	1.2	0.9	
4	0.3	1.7	1.3	0.4	0.9	
N of Valid	342	299	224	243	1108	
N of Miss	42	20	22	14	98	

Table 67: Think of your four best friends (the friends you feel closest to). In the past year (12 months), how many of your best friends have: been arrested?

Response	6	8	10	12	Total	
0	91.8	79.4	80.7	82.7	84.2	
1	6.1	9.3	6.7	11.1	8.2	
2	0.9	5.0	5.4	2.5	3.2	
3	0.0	1.7	4.0	2.5	1.8	
4	1.2	4.7	3.1	1.2	2.5	
N of Valid	342	301	223	243	1109	
N of Miss	42	18	23	14	97	

Table 68: Think of your four best friends (the friends you feel closest to). In the past year (12 months), how many of your best friends have: dropped out of school?

Response	6	8	10	12	Total	
0	95.9	95.3	94.2	92.2	94.6	
1	3.2	2.7	4.0	6.1	3.9	
2	0.3	1.7	0.4	1.2	0.9	
3	0.3	0.3	0.4	0.0	0.3	
4	0.3	0.0	0.9	0.4	0.4	
N of Valid	344	301	224	244	1113	
N of Miss	40	18	22	13	93	

Table 69: Think of your four best friends (the friends you feel closest to). In the past year (12 months), how many of your best friends have: been members of a gang?






Response	6	8	10	12	Total	
0	85.8	73.8	83.4	80.7	81.0	
1	5.8	10.9	6.7	6.6	7.5	
2	2.3	4.6	3.1	5.3	3.8	
3	1.7	1.3	1.3	2.0	1.6	
4	4.3	9.3	5.4	5.3	6.1	
N of Valid	345	302	223	244	1114	
N of Miss	39	17	23	13	92	

Table 70: How old were you when you first: smoked marijuana?










Response	6	8	10	12	Total	
Never	97.4	82.6	78.0	68.3	83.2	
10 or younger	1.2	2.3	1.8	0.8	1.5	
11	0.9	3.0	0.9	0.8	1.4	
12	0.0	4.3	0.9	1.7	1.7	
13	0.0	3.6	5.4	0.8	2.2	
14	0.3	3.0	6.3	5.8	3.4	
15	0.0	0.7	5.8	5.8	2.6	
16	0.0	0.0	0.4	6.2	1.4	
17 or older	0.3	0.7	0.4	9.6	2.4	
N of Valid	347	304	223	240	1114	
N of Miss	37	15	23	17	92	

Table 71: How old were you when you first: smoked a cigarette, even just a puff?










Response	6	8	10	12	Total	
Never	94.7	87.2	88.7	90.2	90.5	
10 or younger	3.3	6.7	4.5	2.1	4.2	
11	2.1	1.7	0.5	0.4	1.3	
12	0.0	1.3	0.0	1.3	0.6	
13	0.0	2.0	0.9	0.9	0.9	
14	0.0	1.0	3.2	0.9	1.1	
15	0.0	0.0	1.4	0.9	0.5	
16	0.0	0.0	0.5	2.1	0.5	
17 or older	0.0	0.0	0.5	1.3	0.4	
N of Valid	337	298	221	235	1091	
N of Miss	47	21	25	22	115	

Table 72: How old were you when you first: had more than a sip or two of beer, wine or hard liquor (for example, vodka, whiskey, or gin)?










Response	6	8	10	12	Total	
Never	87.6	66.1	63.8	62.5	71.6	
10 or younger	8.9	12.3	5.8	5.4	8.5	
11	2.0	4.7	2.7	0.8	2.6	
12	1.4	7.0	1.8	1.2	3.0	
13	0.0	6.3	4.0	2.9	3.1	
14	0.0	2.3	7.6	3.3	2.9	
15	0.0	0.7	10.7	5.4	3.5	
16	0.0	0.0	2.7	8.8	2.4	
17 or older	0.0	0.7	0.9	9.6	2.4	
N of Valid	347	301	224	240	1112	
N of Miss	37	18	22	17	94	

Table 73: How old were you when you first: began drinking alcoholic beverages regularly, that is, at least once or twice a month?










Response	6	8	10	12	Total	
Never	98.6	91.7	88.4	87.1	92.2	
10 or younger	0.6	1.0	0.0	0.4	0.5	
11	0.6	0.7	1.8	0.4	0.8	
12	0.3	2.3	0.0	0.4	0.8	
13	0.0	3.0	0.4	0.0	0.9	
14	0.0	0.7	1.3	2.5	1.0	
15	0.0	0.7	6.7	1.2	1.8	
16	0.0	0.0	1.3	3.7	1.1	
17 or older	0.0	0.0	0.0	4.1	0.9	
N of Valid	348	302	224	241	1115	
N of Miss	36	17	22	16	91	

Table 74: How old were you when you first: used Pegaramide (peg, Peggy)?


Response	6	8	10	12	Total	
Never	100.0	100.0	100.0	100.0	100.0	
10 or younger	0.0	0.0	0.0	0.0	0.0	
11	0.0	0.0	0.0	0.0	0.0	
12	0.0	0.0	0.0	0.0	0.0	
13	0.0	0.0	0.0	0.0	0.0	
14	0.0	0.0	0.0	0.0	0.0	
15	0.0	0.0	0.0	0.0	0.0	
16	0.0	0.0	0.0	0.0	0.0	
17 or older	0.0	0.0	0.0	0.0	0.0	
N of Valid	343	299	225	240	1107	
N of Miss	41	20	21	17	99	

Table 75: How old were you when you first: got suspended from school?

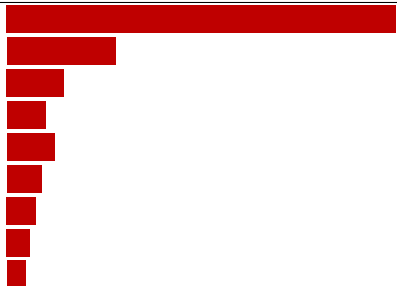
Response	6	8	10	12	Total	
Never	67.2	55.4	63.2	60.4	61.8	
10 or younger	16.1	19.1	13.5	11.2	15.4	
11	13.8	6.3	2.2	1.7	6.8	
12	2.3	4.3	3.1	5.8	3.8	
13	0.3	10.2	4.5	6.7	5.2	
14	0.0	3.6	5.8	4.6	3.1	
15	0.0	0.3	5.8	4.6	2.2	
16	0.0	0.3	0.9	4.6	1.3	
17 or older	0.3	0.3	0.9	0.4	0.4	
N of Valid	348	303	223	240	1114	
N of Miss	36	16	23	17	92	

Table 76: How old were you when you first: got arrested?


Response	6	8	10	12	Total	
Never	96.8	88.4	88.4	88.4	91.0	
10 or younger	0.6	1.3	0.9	0.4	0.8	
11	1.7	1.0	0.4	0.0	0.9	
12	0.9	1.3	0.9	0.4	0.9	
13	0.0	5.6	2.2	0.8	2.2	
14	0.0	2.0	3.1	1.2	1.4	
15	0.0	0.0	2.2	1.7	0.8	
16	0.0	0.3	1.8	3.7	1.3	
17 or older	0.0	0.0	0.0	3.3	0.7	
N of Valid	346	301	224	241	1112	
N of Miss	38	18	22	16	94	

Table 77: How old were you when you first: carried a handgun?


Response	6	8	10	12	Total	
Never	94.2	89.4	91.4	90.3	91.5	
10 or younger	0.3	1.3	3.2	0.4	1.2	
11	3.2	2.0	0.5	0.4	1.7	
12	2.3	1.0	0.0	0.4	1.1	
13	0.0	4.6	1.4	0.4	1.6	
14	0.0	1.0	0.9	1.7	0.8	
15	0.0	0.3	1.8	0.8	0.6	
16	0.0	0.0	0.5	2.1	0.5	
17 or older	0.0	0.3	0.5	3.4	0.9	
N of Valid	346	302	222	237	1107	
N of Miss	38	17	24	20	99	

Table 78: How old were you when you first: used e-cigarettes, e-cigars, or e-hookahs (vaping)?


Response	6	8	10	12	Total	
Never	97.4	87.0	77.2	79.1	86.6	
10 or younger	1.2	1.7	0.4	0.4	1.0	
11	1.2	0.7	0.9	0.4	0.8	
12	0.0	3.0	0.4	0.0	0.9	
13	0.0	5.3	0.9	0.8	1.8	
14	0.0	2.3	9.8	2.1	3.1	
15	0.3	0.0	7.1	2.1	2.0	
16	0.0	0.0	2.7	8.4	2.3	
17 or older	0.0	0.0	0.4	6.7	1.5	
N of Valid	346	300	224	239	1109	
N of Miss	38	19	22	18	97	

Table 79: How old were you when you first: belonged to a gang?










Response	6	8	10	12	Total	
Never	94.8	88.8	94.6	92.5	92.6	
10 or younger	1.2	0.7	1.3	0.0	0.8	
11	3.2	1.0	0.0	0.0	1.3	
12	0.6	1.7	0.0	0.4	0.7	
13	0.3	4.6	0.9	0.4	1.6	
14	0.0	3.0	0.9	0.8	1.2	
15	0.0	0.0	1.8	2.1	0.8	
16	0.0	0.0	0.4	1.2	0.4	
17 or older	0.0	0.3	0.0	2.5	0.6	
N of Valid	345	303	223	241	1112	
N of Miss	39	16	23	16	94	

Table 80: How old were you when you first: used prescription drugs not prescribed to you?










Response	6	8	10	12	Total	
Never	98.5	93.4	93.3	94.2	95.1	
10 or younger	1.2	2.0	1.3	2.5	1.7	
11	0.3	0.3	0.4	0.0	0.3	
12	0.0	1.0	0.0	0.4	0.4	
13	0.0	2.6	0.0	0.0	0.7	
14	0.0	0.3	1.3	0.0	0.4	
15	0.0	0.0	2.7	1.2	0.8	
16	0.0	0.0	0.9	0.4	0.3	
17 or older	0.0	0.3	0.0	1.2	0.4	
N of Valid	344	304	224	241	1113	
N of Miss	40	15	22	16	93	

Table 81: How wrong do you think it is for someone your age to: take a handgun to school?





Response	6	8	10	12	Total	
Very wrong	90.5	81.6	84.8	87.6	86.3	
Wrong	5.5	15.1	9.8	7.1	9.3	
A little bit wrong	2.6	2.0	4.0	4.1	3.0	
Not at all wrong	1.4	1.3	1.3	1.2	1.3	
N of Valid	347	305	224	241	1117	
N of Miss	37	14	22	16	89	

Table 82: How wrong do you think it is for someone your age to: steal anything?





Response	6	8	10	12	Total	
Very wrong	76.8	57.5	61.5	78.2	68.8	
Wrong	18.5	30.8	28.1	15.1	23.0	
A little bit wrong	2.9	8.4	8.6	6.3	6.3	
Not at all wrong	1.8	3.3	1.8	0.4	1.9	
N of Valid	340	299	221	239	1099	
N of Miss	44	20	25	18	107	

Table 83: How wrong do you think it is for someone your age to: pick a fight with someone?





Response	6	8	10	12	Total	
Very wrong	51.6	43.0	51.3	64.2	51.9	
Wrong	30.0	32.9	29.9	20.4	28.7	
A little bit wrong	14.3	19.5	15.2	12.9	15.6	
Not at all wrong	4.1	4.7	3.6	2.5	3.8	
N of Valid	343	298	224	240	1105	
N of Miss	41	21	22	17	101	

Table 84: How wrong do you think it is for someone your age to: attack someone with the idea of seriously hurting them?





Response	6	8	10	12	Total	
Very wrong	86.3	69.2	73.5	75.9	76.8	
Wrong	8.2	18.2	15.2	13.7	13.5	
A little bit wrong	2.9	6.0	8.1	8.3	6.0	
Not at all wrong	2.6	6.6	3.1	2.1	3.7	
N of Valid	343	302	223	241	1109	
N of Miss	41	17	23	16	97	

Table 85: How wrong do you think it is for someone your age to: stay away from school all day when their parents think they are at school?





Response	6	8	10	12	Total	
Very wrong	79.8	60.0	60.6	65.6	67.5	
Wrong	14.7	26.3	22.2	18.3	20.1	
A little bit wrong	4.0	10.3	14.0	13.3	9.7	
Not at all wrong	1.4	3.3	3.2	2.9	2.6	
N of Valid	347	300	221	241	1109	
N of Miss	37	19	25	16	97	

Table 86: How wrong do you think it is for someone your age to: drink beer, wine or hard liquor (for example, vodka, whiskey, or gin) regularly?





Response	6	8	10	12	Total	
Very wrong	91.4	70.3	59.6	66.2	73.9	
Wrong	5.5	16.5	21.1	12.9	13.2	
A little bit wrong	1.7	9.6	13.0	15.4	9.1	
Not at all wrong	1.4	3.6	6.3	5.4	3.9	
N of Valid	347	303	223	240	1113	
N of Miss	37	16	23	17	93	

Table 87: How wrong do you think it is for someone your age to: smoke cigarettes?





Response	6	8	10	12	Total	
Very wrong	94.2	81.8	75.3	85.0	85.0	
Wrong	2.9	13.5	16.1	6.7	9.3	
A little bit wrong	1.5	2.6	5.8	4.6	3.3	
Not at all wrong	1.5	2.0	2.7	3.8	2.3	
N of Valid	342	303	223	240	1108	
N of Miss	42	16	23	17	98	

Table 88: How wrong do you think it is for someone your age to: smoke marijuana?





Response	6	8	10	12	Total	
Very wrong	94.5	65.9	52.0	56.8	70.1	
Wrong	3.2	15.2	19.3	10.4	11.2	
A little bit wrong	0.9	10.9	16.1	18.7	10.5	
Not at all wrong	1.4	7.9	12.6	14.1	8.2	
N of Valid	347	302	223	241	1113	
N of Miss	37	17	23	16	93	

Table 89: How wrong do you think it is for someone your age to: use prescription drugs or non-prescription drugs for the purpose of getting high?





Response	6	8	10	12	Total	
Very wrong	96.0	84.1	79.5	84.6	87.0	
Wrong	2.6	11.6	13.2	11.7	9.1	
A little bit wrong	0.3	1.7	4.5	1.7	1.8	
Not at all wrong	1.2	2.7	2.7	2.1	2.1	
N of Valid	346	301	220	240	1107	
N of Miss	38	18	26	17	99	

Table 90: How wrong do you think it is for someone your age to: use synthetic marijuana (K2, spice) or bath salts?

Response	6	8	10	12	Total	
Very wrong	96.2	85.8	81.0	91.7	89.4	
Wrong	2.3	10.9	13.6	6.2	7.8	
A little bit wrong	0.3	1.3	4.1	0.4	1.4	
Not at all wrong	1.2	2.0	1.4	1.7	1.5	
N of Valid	345	303	221	240	1109	
N of Miss	39	16	25	17	97	

Table 91: How wrong do you think it is for someone your age to: use LSD, cocaine, amphetamines or another illegal drug?

Response	6	8	10	12	Total	
Very wrong	96.5	88.1	86.5	92.5	91.4	
Wrong	1.7	9.6	9.5	6.7	6.5	
A little bit wrong	0.6	0.7	2.3	0.0	0.8	
Not at all wrong	1.2	1.7	1.8	0.8	1.4	
N of Valid	347	302	222	240	1111	
N of Miss	37	17	24	17	95	

Table 92: How wrong do you think it is for someone your age to: use e-cigarettes, e-cigars or e-hookahs (vaping)?

Response	6	8	10	12	Total	
Very wrong	92.4	74.3	57.8	73.5	76.5	
Wrong	4.1	14.0	22.0	8.5	11.3	
A little bit wrong	1.7	5.7	14.2	12.4	7.6	
Not at all wrong	1.7	6.0	6.0	5.6	4.6	
N of Valid	343	300	218	234	1095	
N of Miss	41	19	28	23	111	

Table 93: At school during the past 12 months, did you receive help from the resource teacher, speech therapist or other special education teacher?

Response	6	8	10	12	Total
No	0.0	0.0	0.0	0.0	0.0
Yes	0.0	0.0	0.0	0.0	0.0
N of Valid	0	0	0	0	0
N of Miss	0	0	0	0	0

Table 94: How many times in the past year (12 months) have you: been suspended from school?

Response	6	8	10	12	Total	
Never	72.9	66.7	82.5	82.2	75.1	<div></div>
1 to 2 times	19.9	22.8	10.3	12.9	17.2	<div></div>
3 to 5 times	5.2	7.9	5.4	2.9	5.5	<div></div>
6 to 9 times	1.2	1.0	0.0	0.8	0.8	<div></div>
10+ times	0.9	1.7	1.8	1.2	1.3	<div></div>
N of Valid	347	303	223	241	1114	
N of Miss	37	16	23	16	92	

Table 95: How many times in the past year (12 months) have you: carried a handgun?

Response	6	8	10	12	Total	
Never	93.8	89.0	93.7	93.3	92.4	<div></div>
1 to 2 times	3.8	7.0	1.8	3.8	4.3	<div></div>
3 to 5 times	1.2	2.0	1.4	0.8	1.4	<div></div>
6 to 9 times	0.6	0.7	0.5	0.4	0.5	<div></div>
10+ times	0.6	1.3	2.7	1.7	1.4	<div></div>
N of Valid	341	301	222	240	1104	
N of Miss	43	18	24	17	102	

Table 96: How many times in the past year (12 months) have you: sold illegal drugs?





Response	6	8	10	12	Total	
Never	99.7	98.3	96.9	98.8	98.6	
1 to 2 times	0.3	1.0	0.9	0.8	0.7	
3 to 5 times	0.0	0.0	0.0	0.0	0.0	
6 to 9 times	0.0	0.3	0.9	0.0	0.3	
10+ times	0.0	0.3	1.3	0.4	0.4	
N of Valid	347	302	224	240	1113	
N of Miss	37	17	22	17	93	

Table 97: How many times in the past year (12 months) have you: stolen or tried to steal a motor vehicle such as a car or motorcycle?






Response	6	8	10	12	Total	
Never	98.6	96.7	96.4	97.9	97.5	
1 to 2 times	1.4	1.3	2.2	1.7	1.6	
3 to 5 times	0.0	1.0	0.0	0.4	0.4	
6 to 9 times	0.0	0.3	0.4	0.0	0.2	
10+ times	0.0	0.7	0.9	0.0	0.4	
N of Valid	345	302	223	240	1110	
N of Miss	39	17	23	17	96	

Table 98: How many times in the past year (12 months) have you: participated in clubs, organizations or activities at school?






Response	6	8	10	12	Total	
Never	51.4	40.9	42.2	56.0	47.7	
1 to 2 times	18.5	22.1	17.0	12.0	17.8	
3 to 5 times	14.7	16.2	12.1	13.7	14.4	
6 to 9 times	3.5	5.6	6.7	5.0	5.0	
10+ times	11.8	15.2	22.0	13.3	15.1	
N of Valid	346	303	223	241	1113	
N of Miss	38	16	23	16	93	

Table 99: How many times in the past year (12 months) have you: been arrested?


Response	6	8	10	12	Total	
Never	97.4	89.7	91.0	94.2	93.3	
1 to 2 times	2.3	8.3	6.3	5.4	5.4	
3 to 5 times	0.3	2.0	1.3	0.4	1.0	
6 to 9 times	0.0	0.0	0.4	0.0	0.1	
10+ times	0.0	0.0	0.9	0.0	0.2	
N of Valid	342	301	223	241	1107	
N of Miss	42	18	23	16	99	

Table 100: How many times in the past year (12 months) have you: attacked someone with the idea of seriously hurting them?


Response	6	8	10	12	Total	
Never	91.0	81.4	90.1	92.5	88.5	
1 to 2 times	6.1	12.0	5.9	5.4	7.5	
3 to 5 times	1.2	3.7	1.8	1.2	2.0	
6 to 9 times	0.6	0.7	0.9	0.4	0.6	
10+ times	1.2	2.3	1.4	0.4	1.4	
N of Valid	345	301	222	241	1109	
N of Miss	39	18	24	16	97	

Table 101: How many times in the past year (12 months) have you: been drunk or high at school?


Response	6	8	10	12	Total	
Never	99.4	89.7	92.0	89.2	93.1	
1 to 2 times	0.3	6.3	3.6	3.7	3.3	
3 to 5 times	0.3	1.0	0.4	0.8	0.6	
6 to 9 times	0.0	1.0	0.9	2.1	0.9	
10+ times	0.0	2.0	3.1	4.1	2.1	
N of Valid	345	302	224	241	1112	
N of Miss	39	17	22	16	94	

Table 102: How many times in the past year (12 months) have you: taken a handgun to school?




Response	6	8	10	12	Total	
Never	99.4	99.7	99.1	98.8	99.3	
1 to 2 times	0.6	0.3	0.0	1.2	0.5	
3 to 5 times	0.0	0.0	0.0	0.0	0.0	
6 to 9 times	0.0	0.0	0.0	0.0	0.0	
10+ times	0.0	0.0	0.9	0.0	0.2	
N of Valid	345	303	224	240	1112	
N of Miss	39	16	22	17	94	

Table 103: How many times in the past year (12 months) have you: used e-cigarettes, e-cigars, or e-hookahs (vaping)?




Response	6	8	10	12	Total	
Never	99.4	99.7	99.1	98.8	99.3	
1 to 2 times	0.6	0.3	0.0	1.2	0.5	
3 to 5 times	0.0	0.0	0.0	0.0	0.0	
6 to 9 times	0.0	0.0	0.0	0.0	0.0	
10+ times	0.0	0.0	0.9	0.0	0.2	
N of Valid	345	303	224	240	1112	
N of Miss	39	16	22	17	94	

Table 104: Are you currently on probation, or assigned a probation officer with Juvenile Court?



Response	6	8	10	12	Total	
No	98.2	93.9	95.5	96.1	96.0	
Yes	1.8	6.1	4.5	3.9	4.0	
N of Valid	332	297	220	231	1080	
N of Miss	52	22	26	26	126	

Table 105: Have you ever belonged to a gang?






Response	6	8	10	12	Total	
No	92.1	85.9	93.5	87.8	89.7	
No, but would like to	0.9	1.3	0.5	1.7	1.1	
Yes, in the past	4.7	3.9	1.8	5.0	4.0	
Yes, belong now	2.1	8.2	3.7	5.5	4.8	
Yes, but would like to get out	0.3	0.7	0.5	0.0	0.4	
N of Valid	340	304	217	238	1099	
N of Miss	44	15	29	19	107	

Table 106: If you have ever belonged to a gang, did that gang have a name?




Response	6	8	10	12	Total	
No	22.5	19.3	29.1	32.1	25.0	
Yes	6.9	13.3	5.8	10.4	9.2	
I have never belonged to a gang	70.6	67.4	65.0	57.5	65.8	
N of Valid	347	301	223	240	1111	
N of Miss	37	18	23	17	95	

Table 107: You are at a party at someone's house, and one of your friends offers you a drink containing alcohol. What would you say or do?





Response	6	8	10	12	Total	
Drink it	2.3	13.6	19.6	21.5	12.9	
Tell your friend, 'No thanks, I don't drink' and suggest that you and your friend go and do something else	42.2	41.1	37.8	30.8	38.6	
Just say, 'No thanks' and walk away	39.4	32.5	34.7	38.0	36.2	
Make up a good excuse, tell your friend you had something else to do, and leave	16.1	12.9	8.0	9.7	12.2	
N of Valid	348	302	225	237	1112	
N of Miss	36	17	21	20	94	

Table 108: How often do you attend religious services or activities?





Response	6	8	10	12	Total	
Never	39.3	29.5	26.1	30.4	32.0	
Rarely	23.5	23.5	29.7	33.8	27.0	
1-2 Times a Month	11.1	15.6	14.9	12.5	13.4	
About Once a Week or More	26.1	31.5	29.3	23.3	27.6	
N of Valid	341	302	222	240	1105	
N of Miss	43	17	24	17	101	

Table 109: I think sometimes it's okay to cheat at school.





Response	6	8	10	12	Total	
NO!	66.7	23.3	24.7	26.2	37.7	
no	24.3	41.2	28.7	22.3	29.4	
yes	8.1	28.6	35.9	36.5	25.3	
YES!	0.9	7.0	10.8	15.0	7.5	
N of Valid	345	301	223	233	1102	
N of Miss	39	18	23	24	104	

Table 110: It is important to think before you act.





Response	6	8	10	12	Total	
NO!	6.1	2.0	4.6	8.6	5.2	
no	2.0	5.7	3.2	2.1	3.3	
yes	18.7	34.9	28.4	30.0	27.5	
YES!	73.1	57.4	63.8	59.2	64.0	
N of Valid	342	298	218	233	1091	
N of Miss	42	21	28	24	115	

Table 111: Sometimes I think that life is not worth it.





Response	6	8	10	12	Total	
NO!	58.3	37.1	31.1	39.5	43.0	
no	15.5	21.1	26.0	24.0	21.0	
yes	16.7	26.4	26.0	25.8	23.2	
YES!	9.5	15.4	16.9	10.7	12.9	
N of Valid	336	299	219	233	1087	
N of Miss	48	20	27	24	119	

Table 112: At times I think I am no good at all.





Response	6	8	10	12	Total	
NO!	43.9	29.2	25.2	40.5	35.4	
no	18.1	22.1	26.1	15.5	20.3	
yes	23.7	32.2	29.3	31.9	28.9	
YES!	14.2	16.4	19.4	12.1	15.4	
N of Valid	337	298	222	232	1089	
N of Miss	47	21	24	25	117	

Table 113: All in all, I am inclined to think that I am a failure.





Response	6	8	10	12	Total	
NO!	61.0	42.7	40.4	49.8	49.4	
no	21.7	30.7	31.7	25.1	26.9	
yes	10.7	18.3	15.1	17.3	15.1	
YES!	6.5	8.3	12.8	7.8	8.6	
N of Valid	336	300	218	231	1085	
N of Miss	48	19	28	26	121	

Table 114: In the past year, have you felt depressed or sad MOST days, even if you felt okay sometimes?





Response	6	8	10	12	Total	
NO!	37.6	30.8	23.1	33.9	32.0	
no	14.6	14.7	15.8	12.9	14.5	
yes	27.7	27.4	27.6	29.2	27.9	
YES!	20.1	27.1	33.5	24.0	25.5	
N of Valid	343	299	221	233	1096	
N of Miss	41	20	25	24	110	

Table 115: It is all right to beat up people if they start the fight.





Response	6	8	10	12	Total	
NO!	42.2	19.8	22.4	33.8	30.3	
no	18.5	22.5	15.2	9.5	17.0	
yes	16.7	21.5	21.1	18.2	19.2	
YES!	22.6	36.2	41.3	38.5	33.5	
N of Valid	341	298	223	231	1093	
N of Miss	43	21	23	26	113	

Table 116: I think it is okay to take something without asking if you can get away with it.





Response	6	8	10	12	Total	
NO!	84.3	60.1	62.3	71.2	70.5	
no	14.2	33.6	32.3	21.5	24.6	
yes	0.3	5.0	4.1	5.6	3.5	
YES!	1.2	1.3	1.4	1.7	1.4	
N of Valid	345	298	220	233	1096	
N of Miss	39	21	26	24	110	

Table 117: Where do you get the most information about living a drug and alcohol free life? Parents/guardians





Response	6	8	10	12	Total	
All the time	60.0	56.9	58.0	59.7	58.7	
Most	12.6	16.7	16.0	13.4	14.6	
Some	5.8	9.4	8.2	11.3	8.5	
Very little	21.5	17.0	17.8	15.6	18.3	
N of Valid	325	288	219	231	1063	
N of Miss	59	31	27	26	143	

Table 118: Where do you get the most information about living a drug and alcohol free life? Friends





Response	6	8	10	12	Total	
All the time	28.9	15.4	19.5	31.9	24.0	
Most	12.2	20.1	20.5	15.0	16.7	
Some	13.5	26.2	22.3	21.2	20.5	
Very little	45.3	38.4	37.7	31.9	38.9	
N of Valid	311	279	215	226	1031	
N of Miss	73	40	31	31	175	

Table 119: Where do you get the most information about living a drug and alcohol free life? Family members





Response	6	8	10	12	Total	
All the time	55.3	42.5	43.1	47.8	47.6	
Most	11.6	23.7	22.7	18.1	18.7	
Some	13.2	16.0	16.2	15.0	15.0	
Very little	19.9	17.8	18.1	19.0	18.8	
N of Valid	311	287	216	226	1040	
N of Miss	73	32	30	31	166	

Table 120: Where do you get the most information about living a drug and alcohol free life? School





Response	6	8	10	12	Total	
All the time	62.5	47.7	42.4	46.9	50.9	
Most	12.1	21.6	15.7	17.1	16.5	
Some	7.6	14.3	21.7	15.4	14.0	
Very little	17.8	16.4	20.3	20.6	18.5	
N of Valid	315	287	217	228	1047	
N of Miss	69	32	29	29	159	

Table 121: Where do you get the most information about living a drug and alcohol free life? Internet





Response	6	8	10	12	Total	
All the time	31.7	26.7	28.7	35.8	30.6	
Most	16.2	19.6	10.2	14.2	15.5	
Some	19.0	23.9	28.2	22.1	22.9	
Very little	33.0	29.8	32.9	27.9	31.0	
N of Valid	315	285	216	226	1042	
N of Miss	69	34	30	31	164	

Table 122: Where do you get the most information about living a drug and alcohol free life? TV





Response	6	8	10	12	Total	
All the time	35.7	29.9	28.6	38.7	33.3	
Most	16.9	19.2	9.7	12.2	15.0	
Some	20.7	24.6	26.7	20.9	23.0	
Very little	26.6	26.3	35.0	28.3	28.7	
N of Valid	319	281	217	230	1047	
N of Miss	65	38	29	27	159	

Table 123: Where do you get the most information about living a drug and alcohol free life? Social media





Response	6	8	10	12	Total	
All the time	29.5	22.5	29.5	36.4	29.1	
Most	13.7	14.7	8.3	8.3	11.7	
Some	15.9	23.2	24.0	20.6	20.6	
Very little	41.0	39.6	38.2	34.6	38.7	
N of Valid	315	285	217	228	1045	
N of Miss	69	34	29	29	161	

Table 124: How much do you think people risk harming themselves (physically or in other ways) if they: smoked one or more packs of cigarettes per day?





Response	6	8	10	12	Total	
No risk	41.5	18.2	19.6	23.8	26.9	
Slight risk	8.7	9.4	6.4	5.6	7.8	
Moderate risk	12.5	16.8	14.6	13.0	14.2	
Great risk	37.3	55.6	59.4	57.6	51.1	
N of Valid	335	297	219	231	1082	
N of Miss	49	22	27	26	124	

Table 125: How much do you think people risk harming themselves (physically or in other ways) if they: try marijuana once or twice?





Response	6	8	10	12	Total	
No risk	47.0	31.6	47.5	47.2	42.9	
Slight risk	16.3	29.6	26.3	24.5	23.7	
Moderate risk	15.7	17.9	12.0	11.4	14.6	
Great risk	21.1	21.0	14.3	17.0	18.8	
N of Valid	332	291	217	229	1069	
N of Miss	52	28	29	28	137	

Table 126: How much do you think people risk harming themselves (physically or in other ways) if they: smoke marijuana once or twice a week?





Response	6	8	10	12	Total	
No risk	46.1	27.9	34.6	38.8	37.3	
Slight risk	7.5	20.0	28.1	27.6	19.4	
Moderate risk	16.8	23.1	19.4	15.1	18.6	
Great risk	29.6	29.0	18.0	18.5	24.7	
N of Valid	334	290	217	232	1073	
N of Miss	50	29	29	25	133	

Table 127: How much do you think people risk harming themselves (physically or in other ways) if they: take one or two drinks of an alcoholic beverage (beer, wine, liquor) nearly every day?





Response	6	8	10	12	Total	
No risk	44.4	23.7	20.1	27.2	30.1	
Slight risk	15.1	16.3	16.4	12.1	15.0	
Moderate risk	13.0	25.8	32.0	25.4	23.0	
Great risk	27.5	34.2	31.5	35.3	31.8	
N of Valid	331	295	219	232	1077	
N of Miss	53	24	27	25	129	

Table 128: How much do you think people risk harming themselves (physically or in other ways) if they: have five or more drinks of an alcoholic beverage once or twice a weekend?





Response	6	8	10	12	Total	
No risk	44.7	20.7	19.1	25.4	28.8	
Slight risk	7.2	10.5	10.5	12.9	10.0	
Moderate risk	14.7	20.7	21.4	19.4	18.7	
Great risk	33.3	48.0	49.1	42.2	42.4	
N of Valid	333	294	220	232	1079	
N of Miss	51	25	26	25	127	

Table 129: How much do you think people risk harming themselves (physically or in other ways) if they: use prescription drugs that are not prescribed to them?





Response	6	8	10	12	Total	
No risk	43.4	19.7	19.6	24.7	28.0	
Slight risk	5.7	9.5	7.3	5.6	7.1	
Moderate risk	11.7	22.4	18.3	14.7	16.6	
Great risk	39.2	48.5	54.8	55.0	48.3	
N of Valid	332	295	219	231	1077	
N of Miss	52	24	27	26	129	

Table 130: How much do you think people risk harming themselves (physically or in other ways) if they: use non-prescription drugs to get high?





Response	6	8	10	12	Total	
No risk	43.6	19.5	20.1	24.6	28.1	
Slight risk	4.2	8.2	5.5	3.4	5.4	
Moderate risk	13.6	21.2	20.5	13.8	17.1	
Great risk	38.5	51.0	53.9	58.2	49.3	
N of Valid	330	292	219	232	1073	
N of Miss	54	27	27	25	133	

Table 131: How much do you think people risk harming themselves (physically or in other ways) if they: use e-cigarettes, e-cigars, or e-hookahs?





Response	6	8	10	12	Total	
No risk	43.5	23.1	22.4	26.7	30.0	
Slight risk	10.9	16.0	23.7	18.7	16.6	
Moderate risk	14.9	19.7	22.4	14.7	17.7	
Great risk	30.7	41.2	31.5	40.0	35.7	
N of Valid	329	294	219	225	1067	
N of Miss	55	25	27	32	139	

Table 132: Have you ever used smokeless tobacco (chew, snuff, plug, dipping tobacco, or chewing tobacco)?






Response	6	8	10	12	Total	
Never	98.2	91.7	95.3	91.1	94.3	
Once or Twice	1.5	6.2	2.4	4.0	3.5	
Once in a while but not regularly	0.0	1.0	0.5	2.2	0.9	
Regularly in the past	0.3	1.0	0.5	0.4	0.6	
Regularly now	0.0	0.0	1.4	2.2	0.8	
N of Valid	332	288	212	224	1056	
N of Miss	52	31	34	33	150	

Table 133: How often have you used smokeless tobacco during the past 30 days?







Response	6	8	10	12	Total	
Not at all	99.4	96.2	97.2	94.7	97.1	
Once or twice	0.0	3.1	0.9	1.8	1.4	
Once or twice per week	0.0	0.0	0.0	0.9	0.2	
Three to five times per week	0.3	0.3	0.0	0.9	0.4	
About once a day	0.3	0.0	0.5	0.4	0.3	
More than once a day	0.0	0.3	1.4	1.3	0.7	
N of Valid	333	288	212	227	1060	
N of Miss	51	31	34	30	146	

Table 134: Have you ever smoked cigarettes?






Response	6	8	10	12	Total	
Never	96.3	88.3	90.1	91.9	92.0	
Once or Twice	3.7	9.3	6.6	3.6	5.7	
Once in a while but not regularly	0.0	1.8	1.4	3.1	1.4	
Regularly in the past	0.0	0.7	0.5	0.9	0.5	
Regularly now	0.0	0.0	1.4	0.4	0.4	
N of Valid	328	281	212	223	1044	
N of Miss	56	38	34	34	162	

Table 135: How frequently have you smoked cigarettes during the past 30 days?







Response	6	8	10	12	Total	
Not at all	100.0	97.6	97.2	95.5	97.8	
Less than one cigarette per day	0.0	1.7	0.5	1.8	1.0	
One to five cigarettes per day	0.0	0.3	0.9	2.3	0.8	
About one-half pack per day	0.0	0.0	0.5	0.5	0.2	
About one pack per day	0.0	0.0	0.9	0.0	0.2	
About one and one-half packs per day	0.0	0.0	0.0	0.0	0.0	
Two packs or more per day	0.0	0.3	0.0	0.0	0.1	
N of Valid	326	288	211	220	1045	
N of Miss	58	31	35	37	161	

Table 136: Which statement best describes rules about smoking inside your home or your family cars?






Response	6	8	10	12	Total	
Smoking is not allowed anywhere inside your home or cars	58.1	57.1	55.9	61.6	58.1	
Smoking is allowed in some places and at some times or in some cars	7.3	11.8	9.9	7.1	9.0	
Smoking is allowed anywhere inside the home or cars	4.0	3.8	6.1	3.6	4.3	
There are no rules about smoking inside the home or cars	2.8	4.5	8.5	5.8	5.0	
I don't know	27.8	22.6	19.7	21.9	23.5	
N of Valid	327	287	213	224	1051	
N of Miss	57	32	33	33	155	

Table 137: Have you ever used e-cigarettes, e-cigars, or e-hookahs (vaping)?






Response	6	8	10	12	Total	
Never	96.0	80.7	69.7	77.1	82.5	
Once or Twice	3.1	11.2	15.6	8.1	8.9	
Once in a while but not regularly	0.6	3.9	6.2	4.9	3.5	
Regularly in the past	0.3	2.5	3.8	4.0	2.4	
Regularly now	0.0	1.8	4.7	5.8	2.7	
N of Valid	327	285	211	223	1046	
N of Miss	57	34	35	34	160	

Table 138: How frequently have you used e-cigarettes, e-cigars, or e-hookahs (vaping)?


Response	6	8	10	12	Total	
Not at all	98.8	91.0	83.6	85.3	90.7	
Less than 10 puffs per day	0.9	5.9	8.5	6.7	5.0	
10 to 50 puffs per day	0.0	1.4	4.2	4.0	2.1	
About one-half cartomiser per day	0.0	0.3	0.9	1.3	0.6	
About one cartomiser per day	0.3	0.3	0.5	0.9	0.5	
About one and one-half cartomisers per day	0.0	0.0	1.4	0.9	0.5	
Two cartomisers or more per day	0.0	1.0	0.9	0.9	0.7	
N of Valid	331	288	213	224	1056	
N of Miss	53	31	33	33	150	

Table 139: During this school year, were you taught in any of your classes about the dangers of tobacco use?

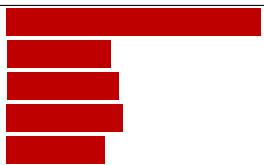
Response	6	8	10	12	Total	
Never	35.6	22.3	52.5	54.0	39.3	
Rarely	12.3	11.7	20.3	15.9	14.5	
Sometimes	16.8	21.0	10.6	12.8	15.8	
Often	18.3	23.4	11.5	10.6	16.7	
Almost always	17.1	21.6	5.1	6.6	13.7	
N of Valid	334	291	217	226	1068	
N of Miss	50	28	29	31	138	

Table 140: During the past 12 months, have you participated in any community activities to discourage people your age from using cigarettes, chewing tobacco, snuff, dip or cigars, e-cigarettes, e-cigars, or e-hookahs?


Response	6	8	10	12	Total	
Never	74.4	74.3	73.6	84.9	76.4	
Rarely	9.1	7.6	10.6	5.3	8.2	
Sometimes	8.2	7.6	7.9	4.4	7.2	
Often	3.0	5.9	6.0	3.6	4.5	
Almost always	5.2	4.5	1.9	1.8	3.6	
N of Valid	328	288	216	225	1057	
N of Miss	56	31	30	32	149	

Table 141: Think back over the last two weeks. How many times have you had five or more alcoholic drinks in a row?







Response	6	8	10	12	Total	
None	98.2	93.4	91.0	91.5	94.0	
Once	1.2	1.7	4.2	3.3	2.4	
Twice	0.3	2.1	2.8	3.3	1.9	
3-5 times	0.0	2.4	1.4	1.4	1.2	
6-9 times	0.3	0.0	0.5	0.5	0.3	
10 or more times	0.0	0.3	0.0	0.0	0.1	
N of Valid	330	288	212	212	1042	
N of Miss	54	31	34	45	164	

Table 142: During the past 30 days, how many times did you ride in a car or other vehicle driven by someone who had been drinking alcohol or using drugs to get high?






Response	6	8	10	12	Total	
0 times	88.9	78.9	81.6	86.3	84.1	
1 time	5.5	8.3	7.7	4.6	6.5	
2 or 3 times	3.1	8.7	4.8	5.5	5.5	
4 or 5 times	0.6	1.0	1.4	2.3	1.2	
6 or more times	1.8	3.1	4.3	1.4	2.6	
N of Valid	325	289	207	219	1040	
N of Miss	59	30	39	38	166	

Table 143: During the past 30 days, how many times did you drive a car or other vehicle when you had been drinking alcohol or using drugs to get high?







Response	6	8	10	12	Total	
I did not drive a car in the past 30 days	45.0	53.3	47.1	51.1	49.0	
0 times	53.5	42.9	50.0	43.9	47.9	
1 time	0.3	1.7	1.9	0.9	1.1	
2 or 3 times	0.6	1.4	0.5	2.3	1.1	
4 or 5 times	0.0	0.3	0.5	0.9	0.4	
6 or more times	0.6	0.3	0.0	0.9	0.5	
N of Valid	329	289	210	221	1049	
N of Miss	55	30	36	36	157	

Table 144: If you drank alcohol (not just a sip or taste) in the past year, where did you usually drink it?










Response	6	8	10	12	Total	
I did not drink alcohol in the past year	94.7	83.6	72.5	73.0	82.6	
At my home	2.5	8.0	10.4	12.1	7.6	
At someone else's home	1.2	5.6	14.2	11.6	7.2	
At an open area like a park, beach, field, back road, woods, or a street corner	0.3	0.0	1.9	0.9	0.7	
At a sporting event or concert	0.0	0.0	0.0	0.0	0.0	
At a restaurant, bar, or a nightclub	0.6	0.3	0.0	0.5	0.4	
At an empty building or a construction site	0.0	0.3	0.0	0.0	0.1	
At a hotel/motel	0.0	0.7	0.5	1.4	0.6	
An a car	0.3	0.7	0.5	0.0	0.4	
At school	0.3	0.7	0.0	0.5	0.4	
N of Valid	322	287	211	215	1035	
N of Miss	62	32	35	42	171	

Table 145: How do you feel about someone your age having one or two drinks of an alcoholic beverage nearly every day?





Response	6	8	10	12	Total	
Neither approve nor disapprove	36.6	29.4	37.6	43.4	36.3	
Somewhat disapprove	3.7	15.6	15.0	12.2	11.1	
Strongly disapprove	39.4	35.6	29.1	29.4	34.2	
Don't know or can't say	20.2	19.4	18.3	14.9	18.5	
N of Valid	322	289	213	221	1045	
N of Miss	62	30	33	36	161	

Table 146: On how many occasions have you had alcoholic beverages (beer, wine or hard liquor) to drink in your lifetime - more than just a few sips?






Response	6	8	10	12	Total	
0	94.8	82.7	71.4	73.5	82.3	
1-2	4.0	10.9	10.8	10.4	8.6	
3-5	1.2	2.8	9.9	5.7	4.4	
6-9	0.0	2.1	2.8	3.3	1.8	
10+	0.0	1.4	5.2	7.1	2.9	
N of Valid	326	284	213	211	1034	
N of Miss	58	35	33	46	172	

Table 147: On how many occasions have you drunk one of more drinks of an alcoholic beverage during the past 30 days?


Response	6	8	10	12	Total	
0	99.1	94.3	88.3	91.5	94.0	
1-2	0.9	3.6	8.5	6.1	4.3	
3-5	0.0	1.8	1.4	0.5	0.9	
6-9	0.0	0.0	0.9	0.9	0.4	
10+	0.0	0.4	0.9	0.9	0.5	
N of Valid	326	281	213	212	1032	
N of Miss	58	38	33	45	174	

Table 148: On how many occasions have you used marijuana (grass, pot) or hashish (hash, hash oil) in your lifetime?


Response	6	8	10	12	Total	
0	99.1	89.0	81.1	77.6	88.2	
1-2	0.9	3.6	5.2	4.7	3.3	
3-5	0.0	1.8	3.3	4.7	2.1	
6-9	0.0	0.4	1.4	3.3	1.1	
10+	0.0	5.3	9.0	9.8	5.3	
N of Valid	327	281	212	214	1034	
N of Miss	57	38	34	43	172	

Table 149: On how many occasions have you used marijuana (grass, pot) or hashish (hash, hash oil) during the past 30 days?


Response	6	8	10	12	Total	
0	99.7	92.9	92.9	87.3	93.9	
1-2	0.3	3.2	2.8	5.6	2.7	
3-5	0.0	1.1	1.9	1.9	1.1	
6-9	0.0	1.1	0.0	2.3	0.8	
10+	0.0	1.8	2.4	2.8	1.6	
N of Valid	326	280	211	213	1030	
N of Miss	58	39	35	44	176	

Table 150: On how many occasions have you used LSD or other psychedelics in your lifetime?

Response	6	8	10	12	Total	
0	100.0	98.2	99.5	99.5	99.3	
1-2	0.0	0.7	0.5	0.0	0.3	
3-5	0.0	0.4	0.0	0.0	0.1	
6-9	0.0	0.7	0.0	0.5	0.3	
10+	0.0	0.0	0.0	0.0	0.0	
N of Valid	325	281	211	213	1030	
N of Miss	59	38	35	44	176	

Table 151: On how many occasions have you used LSD or other psychedelics during the past 30 days?

Response	6	8	10	12	Total	
0	100.0	99.3	100.0	100.0	99.8	
1-2	0.0	0.7	0.0	0.0	0.2	
3-5	0.0	0.0	0.0	0.0	0.0	
6-9	0.0	0.0	0.0	0.0	0.0	
10+	0.0	0.0	0.0	0.0	0.0	
N of Valid	327	281	211	212	1031	
N of Miss	57	38	35	45	175	

Table 152: On how many occasions have you used cocaine or crack in your lifetime?

Response	6	8	10	12	Total	
0	100.0	99.6	100.0	100.0	99.9	
1-2	0.0	0.4	0.0	0.0	0.1	
3-5	0.0	0.0	0.0	0.0	0.0	
6-9	0.0	0.0	0.0	0.0	0.0	
10+	0.0	0.0	0.0	0.0	0.0	
N of Valid	326	280	211	212	1029	
N of Miss	58	39	35	45	177	

Table 153: On how many occasions have you used cocaine or crack during the past 30 days?



Response	6	8	10	12	Total	
0	100.0	99.6	100.0	100.0	99.9	
1-2	0.0	0.0	0.0	0.0	0.0	
3-5	0.0	0.0	0.0	0.0	0.0	
6-9	0.0	0.0	0.0	0.0	0.0	
10+	0.0	0.4	0.0	0.0	0.1	
N of Valid	324	278	210	212	1024	
N of Miss	60	41	36	45	182	

Table 154: On how many occasions have you sniffed glue, breathed the contents of an aerosol spray can, or inhaled other gases or sprays, in order to get high in your lifetime?






Response	6	8	10	12	Total	
0	99.1	96.0	99.1	99.5	98.3	
1-2	0.6	2.5	0.5	0.5	1.1	
3-5	0.0	0.7	0.0	0.0	0.2	
6-9	0.0	0.0	0.5	0.0	0.1	
10+	0.3	0.7	0.0	0.0	0.3	
N of Valid	327	278	212	212	1029	
N of Miss	57	41	34	45	177	

Table 155: On how many occasions have you sniffed glue, breathed the contents of an aerosol spray can, or inhaled other gases or sprays, in order to get high during the past 30 days?






Response	6	8	10	12	Total	
0	98.8	97.1	99.0	99.5	98.5	
1-2	0.6	2.2	0.5	0.5	1.0	
3-5	0.0	0.4	0.0	0.0	0.1	
6-9	0.0	0.0	0.5	0.0	0.1	
10+	0.6	0.4	0.0	0.0	0.3	
N of Valid	323	279	207	207	1016	
N of Miss	61	40	39	50	190	

Table 156: On how many occasions have you used Pegaramide (peg, Peggy, etc.) in your lifetime?


Response	6	8	10	12	Total	
0	100.0	100.0	100.0	100.0	100.0	
1-2	0.0	0.0	0.0	0.0	0.0	
3-5	0.0	0.0	0.0	0.0	0.0	
6-9	0.0	0.0	0.0	0.0	0.0	
10+	0.0	0.0	0.0	0.0	0.0	
N of Valid	323	279	211	212	1025	
N of Miss	61	40	35	45	181	

Table 157: On how many occasions have you used Pegaramide (peg, Peggy, etc.) during the past 30 days?


Response	6	8	10	12	Total	
0	100.0	100.0	100.0	100.0	100.0	
1-2	0.0	0.0	0.0	0.0	0.0	
3-5	0.0	0.0	0.0	0.0	0.0	
6-9	0.0	0.0	0.0	0.0	0.0	
10+	0.0	0.0	0.0	0.0	0.0	
N of Valid	323	278	211	212	1024	
N of Miss	61	41	35	45	182	

Table 158: On how many occasions have you used synthetic marijuana (K2, spice) in your lifetime?






Response	6	8	10	12	Total	
0	99.7	98.6	99.1	98.1	98.9	
1-2	0.3	0.4	0.0	0.9	0.4	
3-5	0.0	0.4	0.5	0.5	0.3	
6-9	0.0	0.4	0.0	0.0	0.1	
10+	0.0	0.4	0.5	0.5	0.3	
N of Valid	323	278	212	212	1025	
N of Miss	61	41	34	45	181	

Table 159: On how many occasions have you used synthetic marijuana (K2, spice) during the past 30 days?





Response	6	8	10	12	Total	
0	100.0	98.9	100.0	99.5	99.6	
1-2	0.0	0.4	0.0	0.0	0.1	
3-5	0.0	0.4	0.0	0.0	0.1	
6-9	0.0	0.0	0.0	0.0	0.0	
10+	0.0	0.4	0.0	0.5	0.2	
N of Valid	321	277	209	212	1019	
N of Miss	63	42	37	45	187	

Table 160: On how many occasions have you used methamphetamines (meth, speed, crank, crystal meth) in your lifetime?



Response	6	8	10	12	Total	
0	100.0	100.0	99.5	100.0	99.9	
1-2	0.0	0.0	0.0	0.0	0.0	
3-5	0.0	0.0	0.0	0.0	0.0	
6-9	0.0	0.0	0.5	0.0	0.1	
10+	0.0	0.0	0.0	0.0	0.0	
N of Valid	322	278	211	212	1023	
N of Miss	62	41	35	45	183	

Table 161: On how many occasions have you used methamphetamines (meth, speed, crank, crystal meth) in the past 30 days?


Response	6	8	10	12	Total	
0	100.0	100.0	100.0	100.0	100.0	
1-2	0.0	0.0	0.0	0.0	0.0	
3-5	0.0	0.0	0.0	0.0	0.0	
6-9	0.0	0.0	0.0	0.0	0.0	
10+	0.0	0.0	0.0	0.0	0.0	
N of Valid	319	275	210	211	1015	
N of Miss	65	44	36	46	191	

Table 162: On how many occasions have you used other chemical products (bath salts, plant food, etc.) in your lifetime?






Response	6	8	10	12	Total	
0	98.4	97.5	97.6	100.0	98.3	
1-2	0.6	1.8	0.9	0.0	0.9	
3-5	0.6	0.0	0.0	0.0	0.2	
6-9	0.0	0.0	0.5	0.0	0.1	
10+	0.3	0.7	0.9	0.0	0.5	
N of Valid	320	277	211	212	1020	
N of Miss	64	42	35	45	186	

Table 163: On how many occasions have you used other chemical products (bath salts, plant food, etc.) during the past 30 days?




Response	6	8	10	12	Total	
0	99.1	99.3	98.1	100.0	99.1	
1-2	0.6	0.7	1.0	0.0	0.6	
3-5	0.0	0.0	0.0	0.0	0.0	
6-9	0.0	0.0	0.0	0.0	0.0	
10+	0.3	0.0	1.0	0.0	0.3	
N of Valid	320	276	210	211	1017	
N of Miss	64	43	36	46	189	

Table 164: On how many occasions have you used heroin or other opiates in your lifetime?



Response	6	8	10	12	Total	
0	100.0	99.6	99.5	100.0	99.8	
1-2	0.0	0.4	0.5	0.0	0.2	
3-5	0.0	0.0	0.0	0.0	0.0	
6-9	0.0	0.0	0.0	0.0	0.0	
10+	0.0	0.0	0.0	0.0	0.0	
N of Valid	321	275	209	211	1016	
N of Miss	63	44	37	46	190	

Table 165: On how many occasions have you used heroin or other opiates during the past 30 days?



Response	6	8	10	12	Total	
0	99.7	100.0	99.5	100.0	99.8	
1-2	0.3	0.0	0.5	0.0	0.2	
3-5	0.0	0.0	0.0	0.0	0.0	
6-9	0.0	0.0	0.0	0.0	0.0	
10+	0.0	0.0	0.0	0.0	0.0	
N of Valid	315	269	203	204	991	
N of Miss	69	50	43	53	215	

Table 166: On how many occasions have you used MDMA ('X', 'E', or ecstasy) in your lifetime?




Response	6	8	10	12	Total	
0	100.0	99.3	99.5	99.5	99.6	
1-2	0.0	0.4	0.5	0.5	0.3	
3-5	0.0	0.4	0.0	0.0	0.1	
6-9	0.0	0.0	0.0	0.0	0.0	
10+	0.0	0.0	0.0	0.0	0.0	
N of Valid	318	277	211	211	1017	
N of Miss	66	42	35	46	189	

Table 167: On how many occasions have you used MDMA ('X', 'E', or ecstasy) during the past 30 days?




Response	6	8	10	12	Total	
0	100.0	99.3	99.5	99.5	99.6	
1-2	0.0	0.4	0.5	0.5	0.3	
3-5	0.0	0.4	0.0	0.0	0.1	
6-9	0.0	0.0	0.0	0.0	0.0	
10+	0.0	0.0	0.0	0.0	0.0	
N of Valid	319	277	210	210	1016	
N of Miss	65	42	36	47	190	

Table 168: On how many occasions have you taken prescription drugs (such as Valium, Xanax, Ritalin, Adderall, OxyContin, Tramadol, or sleeping pills) not prescribed to you in your lifetime?





Response	6	8	10	12	Total	
0	97.2	93.2	95.7	96.7	95.7	
1-2	2.2	3.6	1.4	1.9	2.3	
3-5	0.0	2.5	0.9	0.0	0.9	
6-9	0.0	0.0	0.0	0.0	0.0	
10+	0.6	0.7	1.9	1.4	1.1	
N of Valid	321	278	211	212	1022	
N of Miss	63	41	35	45	184	

Table 169: On how many occasions have you taken prescription drugs (such as Valium, Xanax, Ritalin, Adderall, OxyContin, Tramadol, or sleeping pills) not prescribed to you during the past 30 days?





Response	6	8	10	12	Total	
0	98.1	94.6	98.1	99.0	97.3	
1-2	1.6	4.0	0.5	0.5	1.8	
3-5	0.0	1.4	1.0	0.0	0.6	
6-9	0.0	0.0	0.0	0.0	0.0	
10+	0.3	0.0	0.5	0.5	0.3	
N of Valid	320	278	210	210	1018	
N of Miss	64	41	36	47	188	

Table 170: On how many occasions have you taken non-prescription medicines such as diet pills (for example, Dietac, Dexatrim or Prolamine), stay-awake pills (for example No-Doz, Vivarin, or Wake), or cough or cold medicines (robos, DXM, etc.) to get high in your lifetime?





Response	6	8	10	12	Total	
0	99.7	97.8	98.6	100.0	99.0	
1-2	0.0	1.1	0.9	0.0	0.5	
3-5	0.0	0.0	0.0	0.0	0.0	
6-9	0.0	0.7	0.5	0.0	0.3	
10+	0.3	0.4	0.0	0.0	0.2	
N of Valid	319	278	211	212	1020	
N of Miss	65	41	35	45	186	

Table 171: On how many occasions have you taken non-prescription medicines such as diet pills (for example, Dietac, Dexatrim or Prolamine), stay-awake pills (for example No-Doz, Vivarin, or Wake), or cough or cold medicines (robos, DXM, etc.) to get high during the past 30 days?






Response	6	8	10	12	Total	
0	99.1	98.9	99.0	100.0	99.2	
1-2	0.3	0.7	0.0	0.0	0.3	
3-5	0.6	0.0	0.5	0.0	0.3	
6-9	0.0	0.0	0.5	0.0	0.1	
10+	0.0	0.4	0.0	0.0	0.1	
N of Valid	317	276	210	210	1013	
N of Miss	67	43	36	47	193	

Table 172: On how many occasions have you been drunk or very high from drinking alcoholic beverages during the past 30 days?






Response	6	8	10	12	Total	
0	99.7	96.0	94.3	95.7	96.7	
1-2	0.3	1.8	3.8	3.3	2.1	
3-5	0.0	1.1	1.0	0.5	0.6	
6-9	0.0	0.4	0.0	0.0	0.1	
10+	0.0	0.7	1.0	0.5	0.5	
N of Valid	316	276	209	211	1012	
N of Miss	68	43	37	46	194	

Table 173: On how many occasions have you drunk flavored alcoholic beverages, sometimes called 'alcopops' (like Mike's Hard Lemonade, Smirnoff Ice, Bacardi Breezers, etc.) in your lifetime?






Response	6	8	10	12	Total	
0	99.4	93.5	86.7	93.3	93.9	
1-2	0.3	3.2	4.3	2.4	2.4	
3-5	0.0	1.8	4.3	1.4	1.7	
6-9	0.3	0.0	1.9	0.0	0.5	
10+	0.0	1.4	2.8	2.9	1.6	
N of Valid	316	278	211	210	1015	
N of Miss	68	41	35	47	191	

Table 174: On how many occasions have you drunk flavored alcoholic beverages, sometimes called 'alcopops' (like Mike's Hard Lemonade, Smirnoff Ice, Bacardi Breezers, etc.) during the past 30 days?






Response	6	8	10	12	Total	
0	99.7	96.4	92.8	94.8	96.4	
1-2	0.3	3.2	3.8	3.3	2.5	
3-5	0.0	0.4	1.9	0.9	0.7	
6-9	0.0	0.0	1.0	0.0	0.2	
10+	0.0	0.0	0.5	0.9	0.3	
N of Valid	316	277	209	212	1014	
N of Miss	68	42	37	45	192	

Table 175: If you smoked cigarettes (not just a puff or drag) in the past year, how did you usually get them?












Response	6	8	10	12	Total	
I did not smoke cigarettes in the past year	93.4	91.1	91.3	91.7	92.0	
I bought them myself with a fake ID	0.9	0.4	0.0	0.5	0.5	
I bought them myself without a fake ID	0.0	0.0	0.5	1.9	0.5	
I got them from someone I know age 18 or older	0.3	0.4	1.0	2.4	0.9	
I got them from someone I know under age 18	0.6	0.4	0.5	0.0	0.4	
I got them from my brother or sister	0.0	0.7	0.0	0.0	0.2	
I got them from home with my parents' permission	0.0	0.4	0.0	1.0	0.3	
I got them from home without my parents' permission	0.3	1.8	1.4	0.0	0.9	
I got them from another relative	0.0	0.7	0.5	0.5	0.4	
A stranger bought them for me	0.0	0.4	0.5	0.0	0.2	
I took them from a store or shop	0.0	0.0	0.0	0.0	0.0	
Other	4.4	3.9	4.3	1.9	3.8	
N of Valid	316	281	207	206	1010	
N of Miss	68	38	39	51	196	

Table 176: If you used e-cigarettes, e-cigars, or e-hookahs (not just a puff or drag) in the past year, how did you usually get them? - I did not use e-cigarettes, e-cigars, or e-hookahs in the past year



Response	6	8	10	12	Total	
No	3.5	10.1	19.5	15.3	11.1	
Yes	96.5	89.9	80.5	84.7	88.9	
N of Valid	311	276	205	203	995	
N of Miss	0	0	0	0	0	

Table 177: If you used e-cigarettes, e-cigars, or e-hookahs (not just a puff or drag) in the past year, how did you usually get them? - I bought them in a store such as a convenience store, supermarket, discount store, or gas station



Response	6	8	10	12	Total	
No	100.0	99.3	99.0	97.5	99.1	
Yes	0.0	0.7	1.0	2.5	0.9	
N of Valid	311	276	205	203	995	
N of Miss	0	0	0	0	0	

Table 178: If you used e-cigarettes, e-cigars, or e-hookahs (not just a puff or drag) in the past year, how did you usually get them? - I got them on the Internet



Response	6	8	10	12	Total	
No	100.0	100.0	99.5	99.5	99.8	
Yes	0.0	0.0	0.5	0.5	0.2	
N of Valid	311	276	205	203	995	
N of Miss	0	0	0	0	0	

Table 179: If you used e-cigarettes, e-cigars, or e-hookahs (not just a puff or drag) in the past year, how did you usually get them? - I got them at a store that sells electronic cigarettes, such as a "vape shop"



Response	6	8	10	12	Total	
No	100.0	99.6	98.5	98.5	99.3	
Yes	0.0	0.4	1.5	1.5	0.7	
N of Valid	311	276	205	203	995	
N of Miss	0	0	0	0	0	

Table 180: If you used e-cigarettes, e-cigars, or e-hookahs (not just a puff or drag) in the past year, how did you usually get them? - I got them from a family member



Response	6	8	10	12	Total	
No	99.0	96.7	97.1	97.5	97.7	
Yes	1.0	3.3	2.9	2.5	2.3	
N of Valid	311	276	205	203	995	
N of Miss	0	0	0	0	0	

Table 181: If you used e-cigarettes, e-cigars, or e-hookahs (not just a puff or drag) in the past year, how did you usually get them? - I got them from a friend



Response	6	8	10	12	Total	
No	98.4	94.6	85.9	88.7	92.8	
Yes	1.6	5.4	14.1	11.3	7.2	
N of Valid	311	276	205	203	995	
N of Miss	0	0	0	0	0	

Table 182: If you used e-cigarettes, e-cigars, or e-hookahs (not just a puff or drag) in the past year, how did you usually get them? - A stranger got them for me



Response	6	8	10	12	Total	
No	99.4	100.0	98.5	100.0	99.5	
Yes	0.6	0.0	1.5	0.0	0.5	
N of Valid	311	276	205	203	995	
N of Miss	0	0	0	0	0	

Table 183: If you used e-cigarettes, e-cigars, or e-hookahs (not just a puff or drag) in the past year, how did you usually get them? - I took them from a store or shop



Response	6	8	10	12	Total	
No	100.0	99.6	99.5	100.0	99.8	
Yes	0.0	0.4	0.5	0.0	0.2	
N of Valid	311	276	205	203	995	
N of Miss	0	0	0	0	0	

Table 184: If you used e-cigarettes, e-cigars, or e-hookahs (not just a puff or drag) in the past year, how did you usually get them? - I got them some other way



Response	6	8	10	12	Total	
No	99.0	98.2	98.0	99.0	98.6	
Yes	1.0	1.8	2.0	1.0	1.4	
N of Valid	311	276	205	203	995	
N of Miss	0	0	0	0	0	

Table 185: If you used marijuana (grass, pot) (not just a puff or drag) in the past year, how did you usually get it? - I did not use marijuana (grass, pot) in the past year



Response	6	8	10	12	Total	
No	4.6	15.2	19.3	23.0	14.4	
Yes	95.4	84.8	80.7	77.0	85.6	
N of Valid	304	276	202	204	986	
N of Miss	0	0	0	0	0	

Table 186: If you used marijuana (grass, pot) (not just a puff or drag) in the past year, how did you usually get it? - I bought it myself



Response	6	8	10	12	Total	
No	99.0	96.0	94.6	89.7	95.3	
Yes	1.0	4.0	5.4	10.3	4.7	
N of Valid	304	276	202	204	986	
N of Miss	0	0	0	0	0	

Table 187: If you used marijuana (grass, pot) (not just a puff or drag) in the past year, how did you usually get it? - I got it from someone at school



Response	6	8	10	12	Total	
No	100.0	98.6	97.5	99.0	98.9	
Yes	0.0	1.4	2.5	1.0	1.1	
N of Valid	304	276	202	204	986	
N of Miss	0	0	0	0	0	

Table 188: If you used marijuana (grass, pot) (not just a puff or drag) in the past year, how did you usually get it? - I got it from someone with a medical marijuana card



Response	6	8	10	12	Total	
No	99.7	100.0	98.5	99.5	99.5	
Yes	0.3	0.0	1.5	0.5	0.5	
N of Valid	304	276	202	204	986	
N of Miss	0	0	0	0	0	

Table 189: If you used marijuana (grass, pot) (not just a puff or drag) in the past year, how did you usually get it? - I got it from my brother or sister



Response	6	8	10	12	Total	
No	99.3	96.7	96.0	98.0	97.7	
Yes	0.7	3.3	4.0	2.0	2.3	
N of Valid	304	276	202	204	986	
N of Miss	0	0	0	0	0	

Table 190: If you used marijuana (grass, pot) (not just a puff or drag) in the past year, how did you usually get it? - I got it from another relative



Response	6	8	10	12	Total	
No	99.7	95.7	97.5	94.6	97.1	
Yes	0.3	4.3	2.5	5.4	2.9	
N of Valid	304	276	202	204	986	
N of Miss	0	0	0	0	0	

Table 191: If you used marijuana (grass, pot) (not just a puff or drag) in the past year, how did you usually get it? - Other



Response	6	8	10	12	Total	
No	95.7	93.1	92.6	89.7	93.1	
Yes	4.3	6.9	7.4	10.3	6.9	
N of Valid	304	276	202	204	986	
N of Miss	0	0	0	0	0	

Table 192: If you drank alcohol (not just a sip or taste) in the past year, how did you usually get it?

Response	6	8	10	12	Total	
I did not drink alcohol in the past year	94.5	85.0	74.9	76.5	84.1	
I bought it myself with a fake ID	0.3	0.0	0.5	0.5	0.3	
I bought it myself without a fake ID	0.0	0.0	1.0	0.5	0.3	
I got it from someone I know age 21 or older	0.0	1.5	4.8	8.8	3.2	
I got it from someone I know under age 21	0.3	0.7	1.0	2.0	0.9	
I got it from my brother or sister	0.3	1.5	1.4	0.5	0.9	
I got it from home with my parents' permission	1.0	2.6	4.8	4.9	3.0	
I got it from home without my parents' permission	0.3	3.3	2.9	0.0	1.6	
I got it from another relative	0.3	0.7	3.4	1.5	1.3	
A stranger bought it for me	0.0	0.4	0.5	0.0	0.2	
I took it from a store or shop	0.0	0.0	0.0	0.0	0.0	
Other	2.9	4.4	4.8	4.9	4.1	
N of Valid	309	274	207	204	994	
N of Miss	75	45	39	53	212	

Table 193: If you used prescription drugs or over the counter drugs without a doctor telling you to use it or for the purpose of getting high, where did you get these drugs? - Did not use

Response	6	8	10	12	Total	
No	1.3	4.0	5.9	2.5	3.2	
Yes	98.7	96.0	94.1	97.5	96.8	
N of Valid	311	276	202	200	989	
N of Miss	0	0	0	0	0	

Table 194: If you used prescription drugs or over the counter drugs without a doctor telling you to use it or for the purpose of getting high, where did you get these drugs? -
Bought or took from store or shop



Response	6	8	10	12	Total	
No	99.4	99.6	98.0	99.5	99.2	
Yes	0.6	0.4	2.0	0.5	0.8	
N of Valid	311	276	202	200	989	
N of Miss	0	0	0	0	0	

Table 195: If you used prescription drugs or over the counter drugs without a doctor telling you to use it or for the purpose of getting high, where did you get these drugs? -
Got from parents with permission



Response	6	8	10	12	Total	
No	99.7	99.3	99.0	99.5	99.4	
Yes	0.3	0.7	1.0	0.5	0.6	
N of Valid	311	276	202	200	989	
N of Miss	0	0	0	0	0	

Table 196: If you used prescription drugs or over the counter drugs without a doctor telling you to use it or for the purpose of getting high, where did you get these drugs? -
Got from home without permission



Response	6	8	10	12	Total	
No	99.7	98.6	99.5	100.0	99.4	
Yes	0.3	1.4	0.5	0.0	0.6	
N of Valid	311	276	202	200	989	
N of Miss	0	0	0	0	0	

Table 197: If you used prescription drugs or over the counter drugs without a doctor telling you to use it or for the purpose of getting high, where did you get these drugs? -
Got from relative with permission



Response	6	8	10	12	Total	
No	99.4	98.6	99.0	99.5	99.1	
Yes	0.6	1.4	1.0	0.5	0.9	
N of Valid	311	276	202	200	989	
N of Miss	0	0	0	0	0	

Table 198: If you used prescription drugs or over the counter drugs without a doctor telling you to use it or for the purpose of getting high, where did you get these drugs? -
Got from relative without permission



Response	6	8	10	12	Total	
No	99.4	99.3	100.0	100.0	99.6	
Yes	0.6	0.7	0.0	0.0	0.4	
N of Valid	311	276	202	200	989	
N of Miss	0	0	0	0	0	

Table 199: If you used prescription drugs or over the counter drugs without a doctor telling you to use it or for the purpose of getting high, where did you get these drugs? -
Got from friend's home with permission



Response	6	8	10	12	Total	
No	99.4	100.0	98.0	99.5	99.3	
Yes	0.6	0.0	2.0	0.5	0.7	
N of Valid	311	276	202	200	989	
N of Miss	0	0	0	0	0	

Table 200: If you used prescription drugs or over the counter drugs without a doctor telling you to use it or for the purpose of getting high, where did you get these drugs? -
Got from friend's home without permission



Response	6	8	10	12	Total	
No	99.4	100.0	99.5	100.0	99.7	
Yes	0.6	0.0	0.5	0.0	0.3	
N of Valid	311	276	202	200	989	
N of Miss	0	0	0	0	0	

Table 201: If you used prescription drugs or over the counter drugs without a doctor telling you to use it or for the purpose of getting high, where did you get these drugs? -
Got from friend at school



Response	6	8	10	12	Total	
No	99.4	100.0	99.0	100.0	99.6	
Yes	0.6	0.0	1.0	0.0	0.4	
N of Valid	311	276	202	200	989	
N of Miss	0	0	0	0	0	

Table 202: If you used prescription drugs or over the counter drugs without a doctor telling you to use it or for the purpose of getting high, where did you get these drugs? -
Got from friend at party



Response	6	8	10	12	Total	
No	99.7	99.6	99.5	100.0	99.7	
Yes	0.3	0.4	0.5	0.0	0.3	
N of Valid	311	276	202	200	989	
N of Miss	0	0	0	0	0	

Table 203: If you used prescription drugs or over the counter drugs without a doctor telling you to use it or for the purpose of getting high, where did you get these drugs? -
Got from friend, elsewhere



Response	6	8	10	12	Total	
No	99.7	99.3	100.0	99.0	99.5	
Yes	0.3	0.7	0.0	1.0	0.5	
N of Valid	311	276	202	200	989	
N of Miss	0	0	0	0	0	

Table 204: If you used prescription drugs or over the counter drugs without a doctor telling you to use it or for the purpose of getting high, where did you get these drugs? -
Got from internet sale



Response	6	8	10	12	Total	
No	99.4	100.0	99.5	100.0	99.7	
Yes	0.6	0.0	0.5	0.0	0.3	
N of Valid	311	276	202	200	989	
N of Miss	0	0	0	0	0	

Table 205: During the last month, about how many marijuana cigarettes, or the equivalent, did you smoke a day, on the average?


Response	6	8	10	12	Total	
None	98.7	91.1	92.0	90.6	93.6	
Less than 1 a day	0.3	3.7	3.5	5.0	2.9	
1 a day	0.0	0.7	0.0	1.5	0.5	
2-3 a day	0.6	2.6	2.0	2.5	1.8	
4-6 a day	0.3	0.7	1.0	0.0	0.5	
7-10 a day	0.0	0.4	1.0	0.0	0.3	
11 or more a day	0.0	0.7	0.5	0.5	0.4	
N of Valid	308	271	201	202	982	
N of Miss	76	48	45	55	224	

Table 206: How wrong do your friends feel it would be for YOU to: have one or two drinks of an alcoholic beverage nearly every day?


Response	6	8	10	12	Total	
Very wrong	88.1	64.0	60.1	69.6	72.0	
Wrong	7.8	19.1	16.3	14.0	13.9	
A little bit wrong	1.9	9.7	13.0	8.7	7.7	
Not at all wrong	2.2	7.2	10.6	7.7	6.4	
N of Valid	320	278	208	207	1013	
N of Miss	64	41	38	50	193	

Table 207: How wrong do your friends feel it would be for YOU to: smoke tobacco?


Response	6	8	10	12	Total	
Very wrong	90.9	76.6	70.2	75.8	79.6	
Wrong	6.0	11.5	13.0	11.6	10.1	
A little bit wrong	0.6	5.8	12.0	5.8	5.4	
Not at all wrong	2.5	6.1	4.8	6.8	4.8	
N of Valid	319	278	208	207	1012	
N of Miss	65	41	38	50	194	

Table 208: How wrong do your friends feel it would be for YOU to: smoke marijuana?





Response	6	8	10	12	Total	
Very wrong	92.1	62.1	47.8	54.6	67.1	
Wrong	3.8	11.6	14.5	6.3	8.6	
A little bit wrong	1.6	12.3	18.4	15.9	10.9	
Not at all wrong	2.5	14.1	19.3	23.2	13.4	
N of Valid	318	277	207	207	1009	
N of Miss	66	42	39	50	197	

Table 209: How wrong do your friends feel it would be for YOU to: use prescription drugs not prescribed to you?





Response	6	8	10	12	Total	
Very wrong	94.0	73.0	76.7	79.5	81.7	
Wrong	3.8	12.9	13.6	10.2	9.7	
A little bit wrong	0.0	7.2	5.8	5.9	4.4	
Not at all wrong	2.2	6.8	3.9	4.4	4.3	
N of Valid	315	278	206	205	1004	
N of Miss	69	41	40	52	202	

Table 210: How wrong would most adults (over 21) in your neighborhood think it is for kids your age: to use marijuana?





Response	6	8	10	12	Total	
Very wrong	91.1	69.1	59.9	59.9	72.4	
Wrong	6.3	11.3	20.8	10.4	11.5	
A little bit wrong	0.6	12.0	11.9	16.8	9.3	
Not at all wrong	1.9	7.6	7.4	12.9	6.8	
N of Valid	316	275	202	202	995	
N of Miss	68	44	44	55	211	

Table 211: How wrong would most adults (over 21) in your neighborhood think it is for kids your age: to drink alcohol?

Response	6	8	10	12	Total	
Very wrong	88.4	68.2	62.4	64.4	72.6	
Wrong	8.0	16.4	18.3	13.4	13.5	
A little bit wrong	1.6	9.9	12.9	12.4	8.4	
Not at all wrong	1.9	5.5	6.4	9.9	5.5	
N of Valid	311	274	202	202	989	
N of Miss	73	45	44	55	217	

Table 212: How wrong would most adults (over 21) in your neighborhood think it is for kids your age: to smoke cigarettes?

Response	6	8	10	12	Total	
Very wrong	88.4	75.6	71.6	71.3	77.9	
Wrong	8.4	13.7	15.9	12.9	12.3	
A little bit wrong	1.3	5.2	9.0	8.4	5.4	
Not at all wrong	1.9	5.5	3.5	7.4	4.4	
N of Valid	310	271	201	202	984	
N of Miss	74	48	45	55	222	

Table 213: How much do each of the following statements describe your neighborhood? crime and/or drug selling

Response	6	8	10	12	Total	
NO!	81.9	63.1	60.2	64.9	68.8	
no	7.4	17.9	18.9	10.9	13.4	
yes	7.4	13.1	10.0	14.9	11.0	
YES!	3.2	5.8	10.9	9.4	6.8	
N of Valid	310	274	201	202	987	
N of Miss	74	45	45	55	219	

Table 214: How much do each of the following statements describe your neighborhood? fights





Response	6	8	10	12	Total	
NO!	67.0	52.8	55.2	64.0	60.1	
no	10.3	20.7	21.9	14.8	16.4	
yes	13.1	14.4	13.9	10.3	13.1	
YES!	9.6	12.2	9.0	10.8	10.4	
N of Valid	312	271	201	203	987	
N of Miss	72	48	45	54	219	

Table 215: How much do each of the following statements describe your neighborhood? lots of empty or abandoned buildings





Response	6	8	10	12	Total	
NO!	81.9	61.4	61.5	67.2	69.1	
no	11.0	24.6	24.5	16.4	18.6	
yes	4.8	7.7	9.0	9.0	7.3	
YES!	2.3	6.2	5.0	7.5	5.0	
N of Valid	310	272	200	201	983	
N of Miss	74	47	46	56	223	

Table 216: How much do each of the following statements describe your neighborhood? lots of graffiti





Response	6	8	10	12	Total	
NO!	87.3	72.6	72.8	72.6	77.3	
no	9.7	18.9	22.1	17.3	16.3	
yes	2.3	5.2	4.1	6.1	4.2	
YES!	0.6	3.3	1.0	4.1	2.2	
N of Valid	308	270	195	197	970	
N of Miss	76	49	51	60	236	

Table 217: I feel safe in my neighborhood.

Response	6	8	10	12	Total
NO!	10.4	6.7	8.6	15.0	9.9
no	7.8	13.4	8.6	12.0	10.4
yes	31.4	40.7	42.4	41.0	38.2
YES!	50.5	39.2	40.4	32.0	41.5
N of Valid	309	268	198	200	975
N of Miss	75	51	48	57	231

Table 218: If a kid smoked marijuana in your neighborhood would he or she be caught by the police?

Response	6	8	10	12	Total
NO!	27.8	32.6	32.7	47.3	34.1
no	12.9	33.7	42.7	30.3	28.3
yes	25.6	21.2	16.1	15.9	20.5
YES!	33.7	12.5	8.5	6.5	17.1
N of Valid	309	273	199	201	982
N of Miss	75	46	47	56	224

Table 219: If a kid drank some beer, wine or hard liquor (for example, vodka, whiskey, or gin) in your neighborhood would he or she be caught by the police?

Response	6	8	10	12	Total
NO!	30.0	34.6	35.2	50.7	36.6
no	18.4	36.8	46.7	29.9	31.6
yes	21.6	19.5	11.1	13.4	17.2
YES!	30.0	9.2	7.0	6.0	14.7
N of Valid	310	272	199	201	982
N of Miss	74	47	47	56	224

Table 220: If a kid carried a handgun in your neighborhood would he or she be caught by the police?





Response	6	8	10	12	Total	
NO!	26.8	27.7	28.6	46.8	31.5	
no	10.6	25.5	30.2	21.9	21.0	
yes	23.2	24.8	27.1	16.9	23.2	
YES!	39.4	21.9	14.1	14.4	24.3	
N of Valid	310	274	199	201	984	
N of Miss	74	45	47	56	222	

Table 221: If you wanted to get some cigarettes, how easy would it be for you to get some?





Response	6	8	10	12	Total	
Very hard	88.9	64.1	58.9	60.0	70.0	
Sort of hard	4.6	10.0	11.2	9.5	8.4	
Sort of easy	3.0	16.3	14.2	10.0	10.4	
Very easy	3.6	9.6	15.7	20.5	11.2	
N of Valid	305	270	197	200	972	
N of Miss	79	49	49	57	234	

Table 222: If you wanted to get some beer, wine or hard liquor (for example, vodka, whiskey, or gin), how easy would it be for you to get some?





Response	6	8	10	12	Total	
Very hard	87.6	64.3	54.9	59.8	68.8	
Sort of hard	5.2	13.2	11.3	8.5	9.4	
Sort of easy	2.9	12.5	16.4	13.1	10.4	
Very easy	4.2	9.9	17.4	18.6	11.4	
N of Valid	306	272	195	199	972	
N of Miss	78	47	51	58	234	

Table 223: If you wanted to get a drug like cocaine, LSD, or amphetamines, how easy would it be for you to get some?





Response	6	8	10	12	Total	
Very hard	96.7	84.8	76.4	77.5	85.3	
Sort of hard	1.3	8.9	12.3	10.0	7.4	
Sort of easy	0.7	3.7	5.1	5.5	3.4	
Very easy	1.3	2.6	6.2	7.0	3.8	
N of Valid	304	270	195	200	969	
N of Miss	80	49	51	57	237	

Table 224: If you wanted to get a handgun, how easy would it be for you to get one?





Response	6	8	10	12	Total	
Very hard	87.8	70.6	65.1	62.4	73.3	
Sort of hard	6.2	11.9	12.3	11.2	10.1	
Sort of easy	3.6	7.8	10.3	12.7	8.0	
Very easy	2.3	9.7	12.3	13.7	8.7	
N of Valid	304	269	195	197	965	
N of Miss	80	50	51	60	241	

Table 225: If you wanted to get some marijuana, how easy would it be for you to get some?





Response	6	8	10	12	Total	
Very hard	95.0	66.5	52.3	53.3	69.8	
Sort of hard	1.3	10.4	9.7	9.0	7.2	
Sort of easy	1.0	7.8	15.9	12.6	8.3	
Very easy	2.6	15.2	22.1	25.1	14.7	
N of Valid	302	269	195	199	965	
N of Miss	82	50	51	58	241	

Table 226: If you wanted to get prescription drugs for the purpose of getting high, how easy would it be for you to get some?





Response	6	8	10	12	Total	
Very hard	94.4	74.1	63.6	65.5	76.6	
Sort of hard	2.0	10.0	11.8	11.5	8.1	
Sort of easy	1.3	11.1	12.3	8.0	7.6	
Very easy	2.3	4.8	12.3	15.0	7.6	
N of Valid	306	270	195	200	971	
N of Miss	78	49	51	57	235	

Table 227: If you wanted to get synthetic marijuana such as K2 or chemical products such as bath salts to get high, how easy would it be for you to get some?





Response	6	8	10	12	Total	
Very hard	96.4	84.8	72.4	79.5	84.9	
Sort of hard	1.6	6.3	13.8	7.0	6.5	
Sort of easy	0.7	5.2	7.1	5.0	4.1	
Very easy	1.3	3.7	6.6	8.5	4.5	
N of Valid	305	270	196	200	971	
N of Miss	79	49	50	57	235	

Table 228: If you wanted to get steroids to use or to enhance athletic performance, how easy would it be for you to get some?





Response	6	8	10	12	Total	
Very hard	96.0	83.7	74.9	81.3	85.3	
Sort of hard	1.7	7.0	12.8	8.1	6.7	
Sort of easy	1.0	5.6	5.6	5.1	4.0	
Very easy	1.3	3.7	6.7	5.6	3.9	
N of Valid	303	270	195	198	966	
N of Miss	81	49	51	59	240	

Table 229: If you wanted to get e-cigarettes, e-cigars, or e-hookahs, how easy would it be for you to get some?





Response	6	8	10	12	Total	
Very hard	92.7	69.7	56.9	61.3	72.6	
Sort of hard	3.3	6.6	7.7	3.5	5.2	
Sort of easy	1.3	12.9	11.3	9.5	8.3	
Very easy	2.6	10.7	24.1	25.6	13.9	
N of Valid	303	271	195	199	968	
N of Miss	81	48	51	58	238	

Table 230: During the past 12 months, have you participated in any alcohol prevention programs or seen any alcohol prevention messages in your school or community? Yes, a school-based program focused on preventing underage drinking and/or drinking and driving.



Response	6	8	10	12	Total	
No	73.3	82.7	88.8	86.1	81.7	
Yes	26.7	17.3	11.2	13.9	18.3	
N of Valid	303	266	197	201	967	
N of Miss	0	0	0	0	0	

Table 231: During the past 12 months, have you participated in any alcohol prevention programs or seen any alcohol prevention messages in your school or community? Yes, a community-based program focused on preventing underage drinking and/or drinking and driving (for example, through your church or temple or through youth groups like Boys and Girls Club or 4-H).



Response	6	8	10	12	Total	
No	89.4	93.6	94.4	95.0	92.8	
Yes	10.6	6.4	5.6	5.0	7.2	
N of Valid	303	266	197	201	967	
N of Miss	0	0	0	0	0	

Table 232: During the past 12 months, have you participated in any alcohol prevention programs or seen any alcohol prevention messages in your school or community? Yes, a media campaign addressing underage drinking and/or drinking and driving (for example, newspaper ads, posters, pamphlets, radio, TV).



Response	6	8	10	12	Total	
No	92.4	91.0	91.4	96.0	92.6	
Yes	7.6	9.0	8.6	4.0	7.4	
N of Valid	303	266	197	201	967	
N of Miss	0	0	0	0	0	

Table 233: During the past 12 months, have you participated in any alcohol prevention programs or seen any alcohol prevention messages in your school or community? No



Response	6	8	10	12	Total	
No	26.7	22.9	16.8	14.4	21.1	
Yes	73.3	77.1	83.2	85.6	78.9	
N of Valid	303	266	197	201	967	
N of Miss	0	0	0	0	0	

Table 234: How wrong do your parents feel it would be for YOU to: have one or two drinks of an alcoholic beverage nearly every day?





Response	6	8	10	12	Total	
Very wrong	95.8	86.2	86.2	88.4	89.7	
Wrong	2.0	8.2	8.7	7.4	6.1	
A little bit wrong	0.7	3.4	3.1	2.6	2.3	
Not at all wrong	1.6	2.2	2.1	1.6	1.9	
N of Valid	307	268	195	190	960	
N of Miss	77	51	51	67	246	

Table 235: How wrong do your parents feel it would be for YOU to: smoke tobacco?





Response	6	8	10	12	Total	
Very wrong	94.1	90.6	90.3	89.5	91.4	
Wrong	2.6	4.9	6.2	5.8	4.6	
A little bit wrong	1.3	1.9	2.1	4.2	2.2	
Not at all wrong	2.0	2.6	1.5	0.5	1.8	
N of Valid	307	267	195	190	959	
N of Miss	77	52	51	67	247	

Table 236: How wrong do your parents feel it would be for YOU to: smoke marijuana?





Response	6	8	10	12	Total	
Very wrong	95.7	86.0	79.4	77.7	86.1	
Wrong	2.0	6.0	10.8	8.0	6.1	
A little bit wrong	0.0	4.2	5.7	8.5	4.0	
Not at all wrong	2.3	3.8	4.1	5.9	3.8	
N of Valid	305	265	194	188	952	
N of Miss	79	54	52	69	254	

Table 237: How wrong do your parents feel it would be for YOU to: use prescription drugs not prescribed to you?





Response	6	8	10	12	Total	
Very wrong	94.8	89.8	89.6	89.5	91.3	
Wrong	2.0	5.7	6.2	7.4	4.9	
A little bit wrong	1.0	1.9	3.1	2.6	2.0	
Not at all wrong	2.3	2.6	1.0	0.5	1.8	
N of Valid	307	265	192	190	954	
N of Miss	77	54	54	67	252	

Table 238: How wrong do your parents feel it would be for YOU to: steal something?





Response	6	8	10	12	Total	
Very wrong	90.6	80.1	85.6	91.5	86.8	
Wrong	6.8	13.9	11.9	6.3	9.7	
A little bit wrong	0.3	4.1	2.1	1.6	2.0	
Not at all wrong	2.3	1.9	0.5	0.5	1.5	
N of Valid	308	266	194	189	957	
N of Miss	76	53	52	68	249	

Table 239: How wrong do your parents feel it would be for YOU to: draw graffiti, write things, or draw pictures on buildings or other property (without the owner's permission)?





Response	6	8	10	12	Total	
Very wrong	93.2	85.0	85.6	91.1	89.0	
Wrong	3.9	9.7	8.7	5.2	6.8	
A little bit wrong	1.3	2.6	4.6	3.1	2.7	
Not at all wrong	1.6	2.6	1.0	0.5	1.6	
N of Valid	307	267	195	191	960	
N of Miss	77	52	51	66	246	

Table 240: How wrong do your parents feel it would be for YOU to: pick a fight with someone?





Response	6	8	10	12	Total	
Very wrong	75.2	63.8	73.2	79.5	72.4	
Wrong	15.4	19.8	15.5	11.1	15.8	
A little bit wrong	5.2	12.3	7.7	7.4	8.1	
Not at all wrong	4.2	4.1	3.6	2.1	3.7	
N of Valid	306	268	194	190	958	
N of Miss	78	51	52	67	248	

Table 241: During the past 12 months, have you talked with at least one of your parents about the dangers of underage drinking and/or drinking and driving? By parents, we mean either your biological parents, adoptive parents, stepparents, or adult guardians - whether or not they live with you.



Response	6	8	10	12	Total	
No	55.2	61.6	62.1	66.9	60.7	
Yes	44.8	38.4	37.9	33.1	39.3	
N of Valid	270	245	182	169	866	
N of Miss	114	74	64	88	340	

Table 242: The rules in my family are clear.


Response	6	8	10	12	Total	
NO!	15.4	9.4	13.5	25.9	15.4	
no	4.7	7.9	7.8	6.3	6.5	
yes	22.8	36.7	28.5	22.8	27.9	
YES!	57.0	46.1	50.3	45.0	50.2	
N of Valid	298	267	193	189	947	
N of Miss	86	52	53	68	259	

Table 243: People in my family have serious arguments about the same things, and often insult or yell at each other.

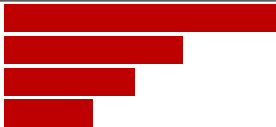
Response	6	8	10	12	Total	
NO!	52.8	35.3	34.9	42.6	42.3	
no	22.1	31.6	31.8	22.9	26.9	
yes	16.5	18.4	24.0	18.1	18.9	
YES!	8.6	14.7	9.4	16.5	12.0	
N of Valid	303	266	192	188	949	
N of Miss	81	53	54	69	257	

Table 244: When I am not at home, one of my parents knows where I am and who I am with.


Response	6	8	10	12	Total	
NO!	17.2	9.4	15.1	27.5	16.7	
no	3.3	4.9	8.3	9.0	5.9	
yes	20.2	29.1	26.6	23.3	24.6	
YES!	59.3	56.6	50.0	40.2	52.8	
N of Valid	302	265	192	189	948	
N of Miss	82	54	54	68	258	

Table 245: My family has clear rules about alcohol and drug use.


Response	6	8	10	12	Total	
NO!	21.1	14.1	14.1	27.5	19.0	
no	5.7	5.3	9.4	7.4	6.7	
yes	16.8	28.2	27.6	25.4	23.9	
YES!	56.4	52.3	49.0	39.7	50.4	
N of Valid	298	262	192	189	941	
N of Miss	86	57	54	68	265	

Table 246: If you skipped school would you be caught by your parents?


Response	6	8	10	12	Total	
NO!	18.9	14.8	21.2	36.5	21.7	
no	5.6	16.7	19.0	27.5	15.8	
yes	17.2	26.5	24.3	13.2	20.4	
YES!	58.3	42.0	35.4	22.8	42.1	
N of Valid	302	264	189	189	944	
N of Miss	82	55	57	68	262	

Table 247: My parents ask if I've gotten my homework done.


Response	6	8	10	12	Total	
NO!	15.7	16.0	19.4	37.6	20.9	
no	5.7	11.8	19.9	20.1	13.1	
yes	18.7	29.7	25.1	19.6	23.2	
YES!	60.0	42.6	35.6	22.8	42.7	
N of Valid	300	263	191	189	943	
N of Miss	84	56	55	68	263	

Table 248: Would your parents know if you did not come home on time?





Response	6	8	10	12	Total	
NO!	17.7	14.7	17.2	28.0	18.8	
no	4.3	7.9	6.2	6.9	6.2	
yes	17.0	25.3	26.0	24.3	22.6	
YES!	61.0	52.1	50.5	40.7	52.3	
N of Valid	300	265	192	189	946	
N of Miss	84	54	54	68	260	

Table 249: Do you know how to properly dispose of leftover prescription drugs?



Response	6	8	10	12	Total	
No	78.6	70.6	73.3	73.6	74.3	
Yes	21.4	29.4	26.7	26.4	25.7	
N of Valid	281	248	187	182	898	
N of Miss	103	71	59	75	308	

Table 250: Have any of your brothers or sisters ever: drunk beer, wine or hard liquor (for example, vodka, whiskey or gin)?




Response	6	8	10	12	Total	
No	88.2	67.2	57.3	67.6	72.0	
Yes	10.5	29.0	38.5	27.7	24.7	
I don't have any brothers or sisters	1.3	3.8	4.2	4.8	3.3	
N of Valid	304	262	192	188	946	
N of Miss	80	57	54	69	260	

Table 251: Have any of your brothers or sisters ever: smoked marijuana?




Response	6	8	10	12	Total	
No	94.4	72.5	67.0	67.7	77.5	
Yes	4.3	24.0	28.3	27.5	19.2	
I don't have any brothers or sisters	1.3	3.4	4.7	4.8	3.3	
N of Valid	304	262	191	189	946	
N of Miss	80	57	55	68	260	

Table 252: Have any of your brothers or sisters ever: smoked cigarettes?

Response	6	8	10	12	Total	
No	92.4	83.9	77.0	81.3	84.7	
Yes	6.3	12.3	18.8	14.4	12.1	
I don't have any brothers or sisters	1.3	3.8	4.2	4.3	3.2	
N of Valid	302	261	191	187	941	
N of Miss	82	58	55	70	265	

Table 253: Have any of your brothers or sisters ever: taken a handgun to school?

Response	6	8	10	12	Total	
No	97.4	93.9	93.7	92.1	94.6	
Yes	1.3	2.7	2.1	3.7	2.3	
I don't have any brothers or sisters	1.3	3.4	4.2	4.2	3.1	
N of Valid	303	261	191	189	944	
N of Miss	81	58	55	68	262	

Table 254: Have any of your brothers or sisters ever: been suspended or expelled from school?

Response	6	8	10	12	Total	
No	75.9	57.3	68.1	73.0	68.6	
Yes	22.8	38.9	27.7	22.2	28.1	
I don't have any brothers or sisters	1.3	3.8	4.2	4.8	3.3	
N of Valid	303	262	191	189	945	
N of Miss	81	57	55	68	261	

Table 255: Have any of your brothers or sisters ever: used e-cigarettes, e-cigars or e-hookahs (vaping)?

Response	6	8	10	12	Total	
No	92.4	78.2	70.0	81.0	81.7	
Yes	6.2	17.6	25.8	14.3	14.9	
I don't have any brothers or sisters	1.3	4.2	4.2	4.8	3.4	
N of Valid	304	261	190	189	944	
N of Miss	80	58	56	68	262	

Table 256: Have any of your brothers or sisters ever: used prescription drugs not prescribed to him/her?




Response	6	8	10	12	Total	
No	95.7	90.4	87.4	88.4	91.1	
Yes	3.0	6.1	8.4	7.4	5.8	
I don't have any brothers or sisters	1.3	3.4	4.2	4.2	3.1	
N of Valid	302	261	191	189	943	
N of Miss	82	58	55	68	263	

Table 257: Have you changed homes in the past year (the last 12 months)?



Response	6	8	10	12	Total	
No	65.5	65.0	71.5	73.8	68.2	
Yes	34.5	35.0	28.5	26.2	31.8	
N of Valid	296	263	186	187	932	
N of Miss	88	56	60	70	274	

Table 258: How many times have you changed homes since kindergarten?






Response	6	8	10	12	Total	
Never	33.1	23.2	33.7	36.5	31.1	
1 or 2 times	29.8	30.3	20.0	23.3	26.7	
3 or 4 times	22.8	26.2	24.2	21.2	23.7	
5 or 6 times	6.3	10.9	11.1	12.2	9.7	
7 or more times	7.9	9.4	11.1	6.9	8.8	
N of Valid	302	267	190	189	948	
N of Miss	82	52	56	68	258	

Table 259: Have you changed schools (including changing from elementary to middle and middle to high school) in the past year?



Response	6	8	10	12	Total	
No	69.4	48.0	43.3	66.7	57.6	
Yes	30.6	52.0	56.7	33.3	42.4	
N of Valid	291	254	187	183	915	
N of Miss	93	65	59	74	291	

Table 260: How many times have you changed schools since kindergarten (including changing from elementary to middle and middle to high school)?






Response	6	8	10	12	Total	
Never	54.1	22.1	30.3	37.8	37.2	
1 or 2 times	31.7	45.0	27.0	24.3	33.0	
3 or 4 times	10.6	16.8	28.1	27.0	19.0	
5 or 6 times	2.3	7.3	7.0	6.5	5.5	
7 or more times	1.3	8.8	7.6	4.3	5.2	
N of Valid	303	262	185	185	935	
N of Miss	81	57	61	72	271	

Table 261: Has anyone in your family ever had severe alcohol or drug problems?



Response	6	8	10	12	Total	
No	81.0	65.3	58.2	67.8	69.3	
Yes	19.0	34.7	41.8	32.2	30.7	
N of Valid	295	259	189	183	926	
N of Miss	89	60	57	74	280	

Table 262: About how many adults (over 21) have you known personally who in the past year have: used marijuana, crack, cocaine, or other drugs?






Response	6	8	10	12	Total	
0	84.6	62.6	53.9	64.2	68.2	
1	9.2	13.2	11.4	8.0	10.5	
2	2.0	6.0	9.8	8.0	5.9	
3-4	2.3	6.8	9.8	7.5	6.1	
5	2.0	11.3	15.0	12.3	9.3	
N of Valid	305	265	193	187	950	
N of Miss	79	54	53	70	256	

Table 263: About how many adults (over 21) have you known personally who in the past year have: sold or dealt drugs?






Response	6	8	10	12	Total	
0	89.8	73.9	71.9	75.5	78.9	
1	7.6	11.7	7.8	6.9	8.6	
2	1.0	5.7	5.2	3.7	3.7	
3-4	0.7	3.8	5.7	8.5	4.1	
5	1.0	4.9	9.4	5.3	4.6	
N of Valid	304	264	192	188	948	
N of Miss	80	55	54	69	258	

Table 264: About how many adults (over 21) have you known personally who in the past year have: done other things that could get them in trouble with the police, like stealing, selling stolen goods, mugging or assaulting others, etc.?






Response	6	8	10	12	Total	
0	90.4	72.7	71.5	72.9	78.2	
1	5.0	11.4	8.8	8.5	8.2	
2	2.0	4.5	5.2	4.8	3.9	
3-4	1.0	3.8	3.6	6.9	3.5	
5	1.7	7.6	10.9	6.9	6.2	
N of Valid	303	264	193	188	948	
N of Miss	81	55	53	69	258	

Table 265: About how many adults (over 21) have you known personally who in the past year have: gotten drunk or high?










Response	6	8	10	12	Total	
0	73.3	45.6	43.3	57.1	56.3	
1	12.0	18.0	9.1	6.6	12.0	
2	4.7	7.3	8.0	8.2	6.8	
3-4	4.0	8.4	11.2	9.3	7.7	
5	6.0	20.7	28.3	18.7	17.1	
N of Valid	300	261	187	182	930	
N of Miss	84	58	59	75	276	

Table 266: How honest were you in filling out this survey?

Response	6	8	10	12	Total	
I was very honest	80.5	73.1	72.1	72.5	75.2	
I was honest pretty much of the time	15.1	18.2	21.6	17.6	17.8	
I was honest some of the time	3.5	6.5	6.4	8.8	6.0	
I was honest once in a while	0.9	2.2	0.0	1.0	1.1	
I was not honest at all	0.0	0.0	0.0	0.0	0.0	
N of Valid	318	275	204	193	990	
N of Miss	66	44	42	64	216	