

2013 APNA

Arkansas Prevention Needs Assessment Student Survey



Crawford County Tables

Arkansas Department of Human Services
Division of Behavioral Health Services
Prevention Services

Conducted by International Survey Associates dba Pride Surveys

Contents

1	INTRODUCTION	10
2	PERCENTAGE TABLES	15

List of Tables

1	Sex	16
2	Age	16
3	Are you Hispanic or Latino?	16
4	What is your race? Black or African American	17
5	What is your race? Asian	17
6	What is your race? American Indian	17
7	What is your race? Alaska Native	17
8	What is your race? White	18
9	What is your race? Native Hawaiian or Other Pacific Islander	18
10	What is your race? Other	18
11	What is the highest level of schooling completed by your mother or father?	19
12	Think of where you live most of the time. Which of the following people live there with you? Mother	19
13	Think of where you live most of the time. Which of the following people live there with you? Stepmother	19
14	Think of where you live most of the time. Which of the following people live there with you? Foster Mother	20
15	Think of where you live most of the time. Which of the following people live there with you? Grandmother	20
16	Think of where you live most of the time. Which of the following people live there with you? Aunt	20
17	Think of where you live most of the time. Which of the following people live there with you? Father	20
18	Think of where you live most of the time. Which of the following people live there with you? Stepfather	21
19	Think of where you live most of the time. Which of the following people live there with you? Foster Father	21
20	Think of where you live most of the time. Which of the following people live there with you? Grandfather	21
21	Think of where you live most of the time. Which of the following people live there with you? Uncle	21
22	Think of where you live most of the time. Which of the following people live there with you? Other Adults	22
23	Think of where you live most of the time. Which of the following people live there with you? Brother(s)	22
24	Think of where you live most of the time. Which of the following people live there with you? Stepbrother(s)	22
25	Think of where you live most of the time. Which of the following people live there with you? Sister(s)	22
26	Think of where you live most of the time. Which of the following people live there with you? Stepsister(s)	23

27	Think of where you live most of the time. Which of the following people live there with you? Other Children	23
28	In my school, students have lots of chances to help decide things like class activities and rules.	23
29	Teachers ask me to work on special classroom projects.	23
30	My teacher(s) notices when I am doing a good job and lets me know about it.	24
31	There are lots of chances for students in my school to get involved in sports, clubs, and other school activities outside of class.	24
32	There are lots of chances for students in my school to talk with a teacher one-on-one.	24
33	I feel safe at my school.	25
34	The school lets my parents know when I have done something well.	25
35	My teachers praise me when I work hard in school.	25
36	Are your school grades better than the grades of most students in your class?	26
37	I have lots of chances to be part of class discussions or activities.	26
38	Now thinking back over the past year in school, how often did you: enjoy being in school?	26
39	Now thinking back over the past year in school, how often did you: hate being in school?	27
40	Now thinking back over the past year in school, how often did you: try to do your best work in school?	27
41	How often do you feel that the school work you are assigned is meaningful and important?	27
42	Putting them all together, what were your grades like last year?	28
43	How important do you think the things you are learning in school are going to be for your later life?	28
44	How interesting are most of your courses to you?	28
45	During the LAST FOUR WEEKS how many whole days of school have you missed because you skipped or 'cut'?	29
46	What are the chances you would be seen as cool if you: smoked cigarettes?	29
47	What are the chances you would be seen as cool if you: worked hard at school?	29
48	What are the chances you would be seen as cool if you: began drinking alcoholic beverages regularly, that is, at least once or twice a month?	30
49	What are the chances you would be seen as cool if you: defended someone who was being verbally abused at school?	30
50	What are the chances you would be seen as cool if you: smoked marijuana?	30
51	What are the chances you would be seen as cool if you: carried a handgun?	31

52	Think of your four best friends (the friends you feel closest to). In the past year (12 months), how many of your best friends have: participated in clubs, organizations or activities at school?	31
53	Think of your four best friends (the friends you feel closest to). In the past year (12 months), how many of your best friends have: smoked cigarettes?	31
54	Think of your four best friends (the friends you feel closest to). In the past year (12 months), how many of your best friends have: tried beer, wine or hard liquor (for example, vodka, whiskey, or gin) when their parents didn't know about it?	32
55	Think of your four best friends (the friends you feel closest to). In the past year (12 months), how many of your best friends have: made a commitment to stay drug-free?	32
56	Think of your four best friends (the friends you feel closest to). In the past year (12 months), how many of your best friends have: used marijuana?	32
57	Think of your four best friends (the friends you feel closest to). In the past year (12 months), how many of your best friends have: used prescription drugs or non-prescription drugs for the purposes of getting high?	33
58	Think of your four best friends (the friends you feel closest to). In the past year (12 months), how many of your best friends have: used synthetic marijuana (K2, spice) or bath salts?	33
59	Think of your four best friends (the friends you feel closest to). In the past year (12 months), how many of your best friends have: used LSD, cocaine, amphetamines, or other illegal drugs?	33
60	Think of your four best friends (the friends you feel closest to). In the past year (12 months), how many of your best friends have: tried to do well in school?	34
61	Think of your four best friends (the friends you feel closest to). In the past year (12 months), how many of your best friends have: been suspended from school?	34
62	Think of your four best friends (the friends you feel closest to). In the past year (12 months), how many of your best friends have: liked school?	34
63	Think of your four best friends (the friends you feel closest to). In the past year (12 months), how many of your best friends have: carried a handgun?	35
64	Think of your four best friends (the friends you feel closest to). In the past year (12 months), how many of your best friends have: sold illegal drugs?	35
65	Think of your four best friends (the friends you feel closest to). In the past year (12 months), how many of your best friends have: regularly attended religious services?	35

66	Think of your four best friends (the friends you feel closest to). In the past year (12 months), how many of your best friends have: stolen or tried to steal a motor vehicle such as a car or motorcycle?	36
67	Think of your four best friends (the friends you feel closest to). In the past year (12 months), how many of your best friends have: been arrested?	36
68	Think of your four best friends (the friends you feel closest to). In the past year (12 months), how many of your best friends have: dropped out of school?	36
69	Think of your four best friends (the friends you feel closest to). In the past year (12 months), how many of your best friends have: been members of a gang?	37
70	How old were you when you first: smoked marijuana?	37
71	How old were you when you first: smoked a cigarette, even just a puff?	38
72	How old were you when you first: had more than a sip or two of beer, wine or hard liquor (for example, vodka, whiskey, or gin)?	38
73	How old were you when you first: began drinking alcoholic beverages regularly, that is, at least once or twice a month?	39
74	How old were you when you first: used Daztrex?	39
75	How old were you when you first: got suspended from school?	40
76	How old were you when you first: got arrested?	40
77	How old were you when you first: carried a handgun?	41
78	How old were you when you first: attacked someone with the idea of seriously hurting them?	41
79	How old were you when you first: belonged to a gang?	42
80	How wrong do you think it is for someone your age to: take a handgun to school?	42
81	How wrong do you think it is for someone your age to: steal anything worth more than \$5?	42
82	How wrong do you think it is for someone your age to: pick a fight with someone?	43
83	How wrong do you think it is for someone your age to: attack someone with the idea of seriously hurting them?	43
84	How wrong do you think it is for someone your age to: stay away from school all day when their parents think they are at school?	43
85	How wrong do you think it is for someone your age to: drink beer, wine or hard liquor (for example, vodka, whiskey, or gin) regularly?	44
86	How wrong do you think it is for someone your age to: smoke cigarettes?	44
87	How wrong do you think it is for someone your age to: smoke marijuana?	44
88	How wrong do you think it is for someone your age to: use prescription drugs or non-prescription drugs for the purpose of getting high?	45

89	How wrong do you think it is for someone your age to: use synthetic marijuana (K2, spice) or bath salts?	45
90	How wrong do you think it is for someone your age to: use LSD, cocaine, amphetamines or another illegal drug?	45
91	At school during the past 12 months, did you receive help from the resource teacher, speech therapist or other special education teacher?	46
92	How many times in the past year (12 months) have you: been suspended from school?	46
93	How many times in the past year (12 months) have you: carried a handgun?	46
94	How many times in the past year (12 months) have you: sold illegal drugs?	47
95	How many times in the past year (12 months) have you: stolen or tried to steal a motor vehicle such as a car or motorcycle?	47
96	How many times in the past year (12 months) have you: participated in clubs, organizations or activities at school?	48
97	How many times in the past year (12 months) have you: been arrested?	48
98	How many times in the past year (12 months) have you: attacked someone with the idea of seriously hurting them?	49
99	How many times in the past year (12 months) have you: been drunk or high at school?	49
100	How many times in the past year (12 months) have you: taken a handgun to school?	50
101	Are you currently on probation, or assigned a probation officer with Juvenile Court?	50
102	Have you ever belonged to a gang?	50
103	If you have ever belonged to a gang, did that gang have a name?	51
104	You are at a party at someone's house, and one of your friends offers you a drink containing alcohol. What would you say or do?	51
105	How often do you attend religious services or activities?	51
106	I think sometimes it's okay to cheat at school.	52
107	It is important to think before you act.	52
108	Sometimes I think that life is not worth it.	52
109	At times I think I am no good at all.	53
110	All in all, I am inclined to think that I am a failure.	53
111	In the past year, have you felt depressed or sad MOST days, even if you felt okay sometimes?	53
112	It is all right to beat up people if they start the fight.	54
113	I think it is okay to take something without asking if you can get away with it.	54
114	Where do you get the most information about living a drug and alcohol free life? Parents/guardians	54
115	Where do you get the most information about living a drug and alcohol free life? Friends	55

116	Where do you get the most information about living a drug and alcohol free life? Family members	55
117	Where do you get the most information about living a drug and alcohol free life? School	55
118	Where do you get the most information about living a drug and alcohol free life? Internet	56
119	Where do you get the most information about living a drug and alcohol free life? TV	56
120	Where do you get the most information about living a drug and alcohol free life? Social media	56
121	How much do you think people risk harming themselves (physically or in other ways) if they: smoked one or more packs of cigarettes per day?	57
122	How much do you think people risk harming themselves (physically or in other ways) if they: try marijuana once or twice?	57
123	How much do you think people risk harming themselves (physically or in other ways) if they: smoke marijuana once or twice a week?	57
124	How much do you think people risk harming themselves (physically or in other ways) if they: take one or two drinks of an alcoholic beverage (beer, wine, liquor) nearly every day?	58
125	How much do you think people risk harming themselves (physically or in other ways) if they: have five or more drinks of an alcoholic beverage once or twice each weekend?	58
126	How much do you think people risk harming themselves (physically or in other ways) if they: use prescription drugs that are not prescribed to them?	58
127	How much do you think people risk harming themselves (physically or in other ways) if they: use non-prescription drugs to get high?	59
128	Have you ever used smokeless tobacco (chew, snuff, plug, dipping tobacco, or chewing tobacco)?	59
129	How often have you taken smokeless tobacco during the past 30 days?	59
130	Have you ever smoked cigarettes?	60
131	How frequently have you smoked cigarettes during the past 30 days?	60
132	Which statement best describes rules about smoking inside your home?	60
133	Which statement best describes rules about smoking in your family cars?	61
134	During this school year, were you taught in any of your classes about the dangers of tobacco use?	61
135	During the past 12 months, have you participated in any community activities to discourage people your age from using cigarettes, chewing tobacco, snuff, dip or cigars?	61
136	Think back over the last two weeks. How many times have you had five or more alcoholic drinks in a row?	62

137	During the past 30 days, how many times did you ride in a car or other vehicle driven by someone who had been drinking alcohol or using drugs to get high?	62
138	During the past 30 days, how many times did you drive a car or other vehicle when you had been drinking alcohol or using drugs to get high?	62
139	If you drank alcohol (not just a sip or taste) in the past year, how did you usually get it?	63
140	If you drank alcohol (not just a sip or taste) in the past year, where did you usually drink it?	63
141	How do you feel about someone your age having one or two drinks of an alcoholic beverage nearly every day?	64
142	On how many occasions have you had alcoholic beverages (beer, wine or hard liquor) to drink in your lifetime - more than just a few sips?	64
143	On how many occasions have you drunk one of more drinks of an alcoholic beverage during the past 30 days?	64
144	On how many occasions have you used marijuana (grass, pot) or hashish (hash, hash oil) in your lifetime?	65
145	On how many occasions have you used marijuana (grass, pot) or hashish (hash, hash oil) during the past 30 days?	65
146	On how many occasions have you used LSD or other psychedelics in your lifetime?	65
147	On how many occasions have you used LSD or other psychedelics during the past 30 days?	66
148	On how many occasions have you used cocaine or crack in your lifetime?	66
149	On how many occasions have you used cocaine or crack during the past 30 days?	66
150	On how many occasions have you sniffed glue, breathed the contents of an aerosol spray can, or inhaled other gases or sprays, in order to get high in your lifetime?	67
151	On how many occasions have you sniffed glue, breathed the contents of an aerosol spray can, or inhaled other gases or sprays, in order to get high during the past 30 days?	67
152	On how many occasions have you used Daztrex in your lifetime?	68
153	On how many occasions have you used Daztrex during the past 30 days?	68
154	On how many occasions have you used synthetic marijuana in your lifetime?	68
155	On how many occasions have you used synthetic marijuana during the past 30 days?	69
156	On how many occasions have you used methamphetamines (meth, speed, crank, crystal meth) in your lifetime?	69

157	On how many occasions have you used methamphetamines (meth, speed, crank, crystal meth) in the past 30 days?	69
158	On how many occasions have you used other chemical products (bath salts, plant food, etc.) in your lifetime?	70
159	On how many occasions have you used other chemical products (bath salts, plant food, etc.) during the past 30 days?	70
160	On how many occasions have you used heroin or other opiates in your lifetime?	70
161	On how many occasions have you used heroin or other opiates during the past 30 days?	71
162	On how many occasions have you used MDMA ('X', 'E', or ecstasy) in your lifetime?	71
163	On how many occasions have you used MDMA ('X', 'E', or ecstasy) during the past 30 days?	71
164	On how many occasions have you taken prescription drugs (such as Valium, Xanax, Ritalin, Adderall, OxyContin, Darvocet, or sleeping pills) not prescribed to you in your lifetime?	72
165	On how many occasions have you taken prescription drugs (such as Valium, Xanax, Ritalin, Adderall, OxyContin, Darvocet, or sleeping pills) not prescribed to you during the past 30 days?	72
166	On how many occasions have you taken non-prescription medicines such as diet pills (for example, Dietac, Dexatrim or Prolamine), stay-awake pills (for example No-Doz, Vivarin, or Wake), or cough or cold medicines (robos, DXM, etc.) to get high in your lifetime?	73
167	On how many occasions have you taken non-prescription medicines such as diet pills (for example, Dietac, Dexatrim or Prolamine), stay-awake pills (for example No-Doz, Vivarin, or Wake), or cough or cold medicines (robos, DXM, etc.) to get high during the past 30 days?	73
168	On how many occasions have you been drunk or very high from drinking alcoholic beverages during the past 30 days?	74
169	On how many occasions have you drunk flavored alcoholic beverages, sometimes called 'alcopops' (like Mike's Hard Lemonade, Smirnoff Ice, Bacardi Breezers, etc.) in your lifetime?	74
170	On how many occasions have you drunk flavored alcoholic beverages, sometimes called 'alcopops' (like Mike's Hard Lemonade, Smirnoff Ice, Bacardi Breezers, etc.) during the past 30 days?	75
171	If you used prescription drugs or over the counter drugs without a doctor telling you to use it or for the purpose of getting high, where did you get these drugs?	75
172	During the last month, about how many marijuana cigarettes, or the equivalent, did you smoke a day, on the average?	76
173	How wrong do your friends feel it would be for YOU to: drink alcohol?	76
174	How wrong do your friends feel it would be for YOU to: smoke tobacco?	76

175	How wrong do your friends feel it would be for YOU to: smoke marijuana?	77
176	How wrong do your friends feel it would be for YOU to: use prescription drugs not prescribed to you	77
177	How wrong would most adults (over 21) in your neighborhood think it is for kids your age: to use marijuana?	77
178	How wrong would most adults (over 21) in your neighborhood think it is for kids your age: to drink alcohol?	78
179	How wrong would most adults (over 21) in your neighborhood think it is for kids your age: to smoke cigarettes?	78
180	How much do each of the following statements describe your neighborhood? crime and/or drug selling	78
181	How much do each of the following statements describe your neighborhood? fights	79
182	How much do each of the following statements describe your neighborhood? lots of empty or abandoned buildings	79
183	How much do each of the following statements describe your neighborhood? lots of graffiti	79
184	I feel safe in my neighborhood.	80
185	If a kid smoked marijuana in your neighborhood would he or she be caught by the police?	80
186	If a kid drank some beer, wine or hard liquor (for example, vodka, whiskey, or gin) in your neighborhood would he or she be caught by the police?	80
187	If a kid carried a handgun in your neighborhood would he or she be caught by the police?	81
188	If you wanted to get some cigarettes, how easy would it be for you to get some?	81
189	If you wanted to get some beer, wine or hard liquor (for example, vodka, whiskey, or gin), how easy would it be for you to get some?	81
190	If you wanted to get a drug like cocaine, LSD, or amphetamines, how easy would it be for you to get some?	82
191	If you wanted to get a handgun, how easy would it be for you to get one?	82
192	If you wanted to get some marijuana, how easy would it be for you to get some?	82
193	If you wanted to get prescription drugs for the purpose of getting high, how easy would it be for you to get some?	83
194	If you wanted to get synthetic marijuana such as K2 or chemical products such as bath salts to get high, how easy would it be for you to get some?	83
195	If you wanted to get steroids to enhance athletic performance, how easy would it be for you to get some?	83

196	During the past 12 months, have you participated in any alcohol prevention programs or seen any alcohol prevention messages in your school or community? Yes, a school-based program focused on preventing underage drinking and/or drinking and driving. . . .	84
197	During the past 12 months, have you participated in any alcohol prevention programs or seen any alcohol prevention messages in your school or community? Yes, a community-based program focused on preventing underage drinking and/or drinking and driving (for example, through your church or temple or through youth groups like Boys and Girls Club or 4-H). . . .	84
198	During the past 12 months, have you participated in any alcohol prevention programs or seen any alcohol prevention messages in your school or community? Yes, a media campaign addressing underage drinking and/or drinking and driving (for example, newspaper ads, posters, pamphlets, radio, TV). . . .	84
199	During the past 12 months, have you participated in any alcohol prevention programs or seen any alcohol prevention messages in your school or community? No	84
200	How wrong do your parents feel it would be for YOU to: drink beer, wine or hard liquor (for example, vodka, whiskey or gin) regularly? .	85
201	How wrong do your parents feel it would be for YOU to: smoke tobacco?	85
202	How wrong do your parents feel it would be for YOU to: smoke marijuana?	85
203	How wrong do your parents feel it would be for YOU to: use prescription drugs not prescribed to you?	86
204	How wrong do your parents feel it would be for YOU to: steal something worth more than \$5?	86
205	How wrong do your parents feel it would be for YOU to: draw graffiti, write things, or draw pictures on buildings or other property (without the owner's permission)?	86
206	How wrong do your parents feel it would be for YOU to: pick a fight with someone?	87
207	During the past 12 months, have you talked with at least one of your parents about the dangers of underage drinking and/or drinking and driving? By parents, we mean either your biological parents, adoptive parents, stepparents, or adult guardians - whether or not they live with you. . . .	87
208	The rules in my family are clear. . . .	87
209	People in my family often insult or yell at each other. . . .	88
210	When I am not at home, one of my parents knows where I am and who I am with. . . .	88
211	We argue about the same things in my family over and over. . . .	88

212	If you drank some beer or wine or liquor (for example, vodka, whiskey, or gin) without your parents' permission, would you be caught by your parents?	89
213	My family has clear rules about alcohol and drug use. . . .	89
214	If you carried a handgun without your parents' permission, would you be caught by your parents?	89
215	If you skipped school would you be caught by your parents?	90
216	My parents ask if I've gotten my homework done. . . .	90
217	People in my family have serious arguments. . . .	90
218	Would your parents know if you did not come home on time?	91
219	Have any of your brothers or sisters ever: drunk beer, wine or hard liquor (for example, vodka, whiskey or gin)?	91
220	Have any of your brothers or sisters ever: smoked marijuana?	91
221	Have any of your brothers or sisters ever: smoked cigarettes?	91
222	Have any of your brothers or sisters ever: taken a handgun to school?	92
223	Have any of your brothers or sisters ever: been suspended or expelled from school?	92
224	Have you changed homes in the past year (the last 12 months)? . . .	92
225	How many times have you changed homes since kindergarten? . . .	92
226	Have you changed schools (including changing from elementary to middle and middle to high school) in the past year?	93
227	How many times have you changed schools since kindergarten (including changing from elementary to middle and middle to high school)?	93
228	Has anyone in your family ever had severe alcohol or drug problems? . . .	93
229	About how many adults (over 21) have you known personally who in the past year have: used marijuana, crack, cocaine, or other drugs? . . .	94
230	About how many adults (over 21) have you known personally who in the past year have: sold or dealt drugs?	94
231	About how many adults (over 21) have you known personally who in the past year have: done other things that could get them in trouble with the police, like stealing, selling stolen goods, mugging or assaulting others, etc.?	94
232	About how many adults (over 21) have you known personally who in the past year have: gotten drunk or high?	95
233	Have you seen or heard information about underage drinking in the past 12 months from the following sources? Radio	95
234	Have you seen or heard information about underage drinking in the past 12 months from the following sources? TV. . . .	95
235	Have you seen or heard information about underage drinking in the past 12 months from the following sources? Print. This includes information on underage drinking you may have seen in the newspaper, on a billboard, in pamphlets, on stickers, etc. . . .	95

236	Have you seen or heard information about underage drinking in the past 12 months from the following sources? Website or social media? (Facebook, Myspace, website, etc.)	96
237	The next questions ask about your opinions of the information you saw or heard. If you have seen or heard more than one ad, please think about your favorite ad when answering these questions. The information about underage drinking that I saw or heard was convincing.	96
238	The next questions ask about your opinions of the information you saw or heard. If you have seen or heard more than one ad, please think about your favorite ad when answering these questions. The information about underage drinking that I saw or heard grabbed my attention.	96
239	The next questions ask about your opinions of the information you saw or heard. If you have seen or heard more than one ad, please think about your favorite ad when answering these questions. The information about underage drinking that I saw or heard said something important to me.	97
240	The next questions ask about your opinions of the information you saw or heard. If you have seen or heard more than one ad, please think about your favorite ad when answering these questions. Seeing or hearing this information about underage drinking made me want to stop or decrease my drinking.	97
241	How honest were you in filling out this survey?	97

List of Figures

1	Grade Chart	11
2	Gender Chart	12
3	Age Chart	13
4	Ethnic Origin Chart	14

1 INTRODUCTION

This report was generated from data collected on the *2013 Arkansas Prevention Needs Assessment Student Survey*. This report contains basic frequency tables of all data collected and graphs on the selected demographic variables of grade, gender, age and ethnic origin. The graph on ethnic origin is represented as a bar chart rather than as a pie chart. This is because students were allowed to mark more than one response for ethnic origin as opposed to being allowed to mark only one response. The bars represent the percent of students who marked each of the ethnic categories.

Questions regarding the information found in this report can be directed to:

Pride Surveys

160 Vanderbilt Court
Bowling Green, KY 42103
1-800-279-6361
www.pridesurveys.com

Grade Chart

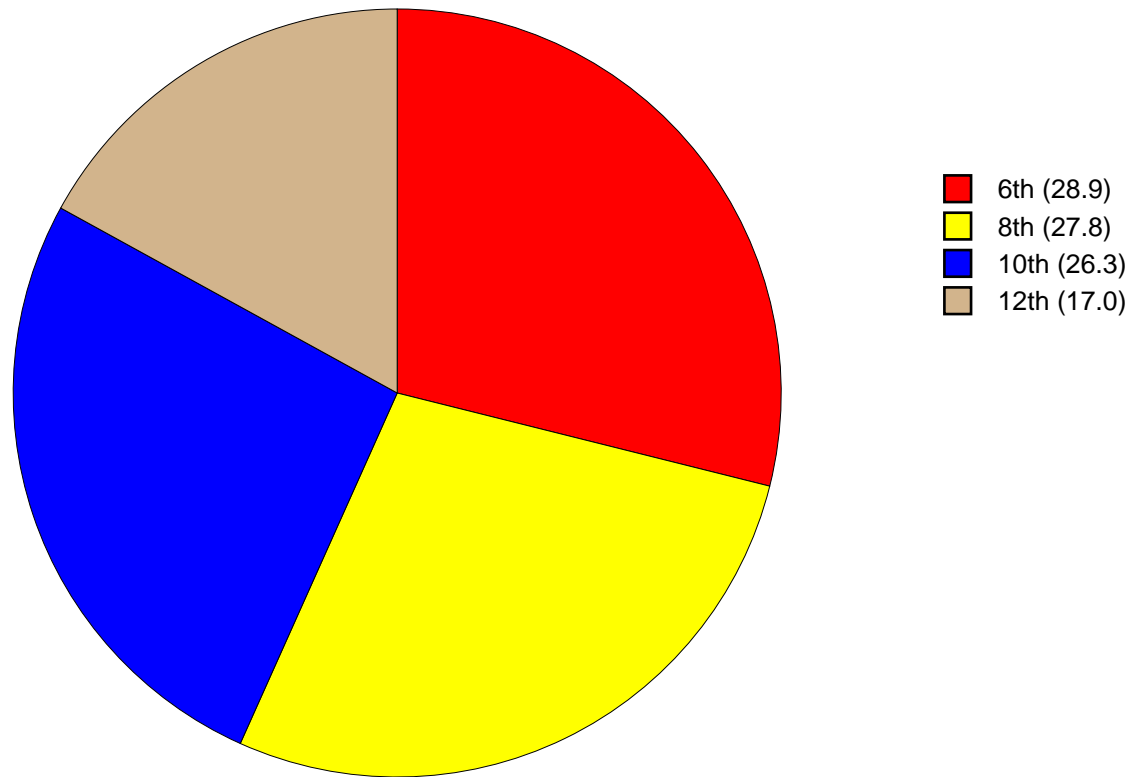


Figure 1: Grade Chart

Gender Chart

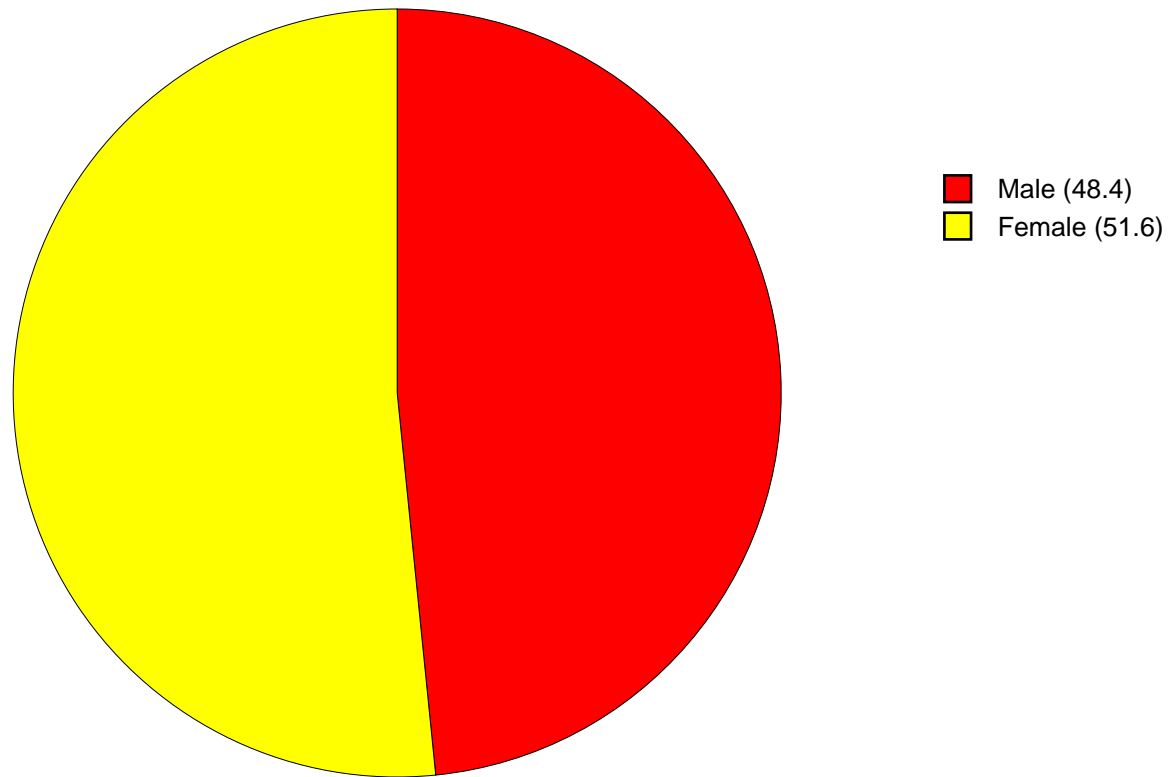


Figure 2: Gender Chart

Age Chart

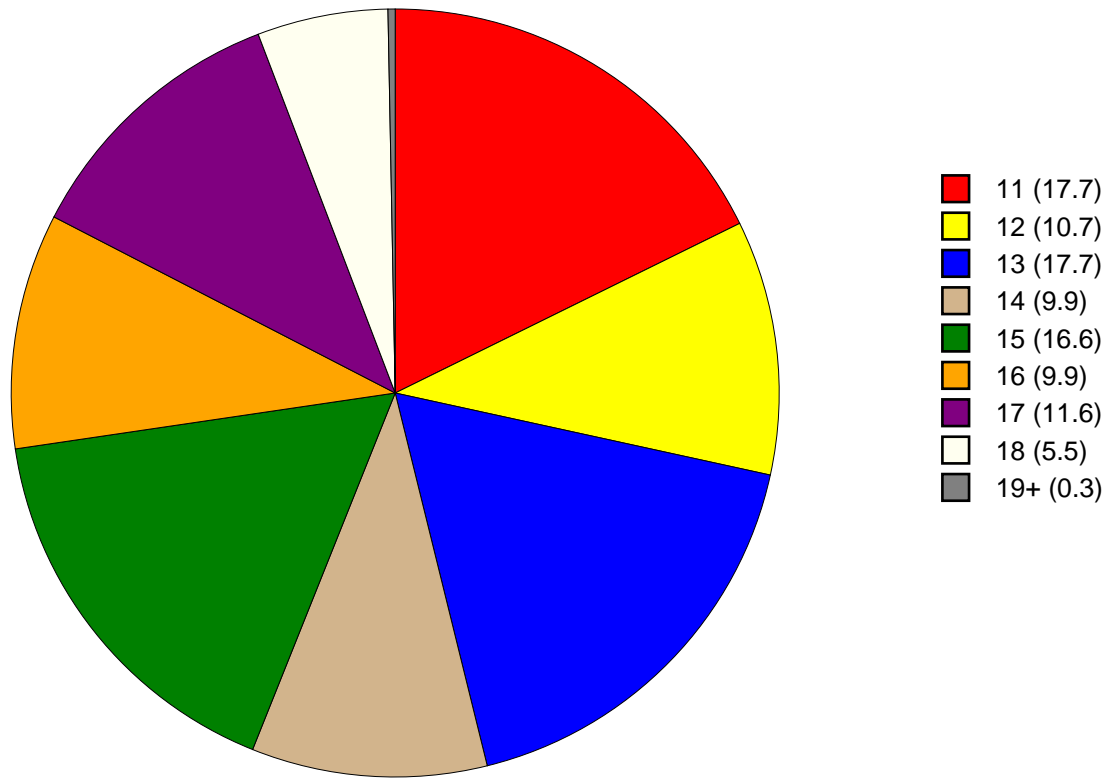


Figure 3: Age Chart

Ethnic Origin Chart

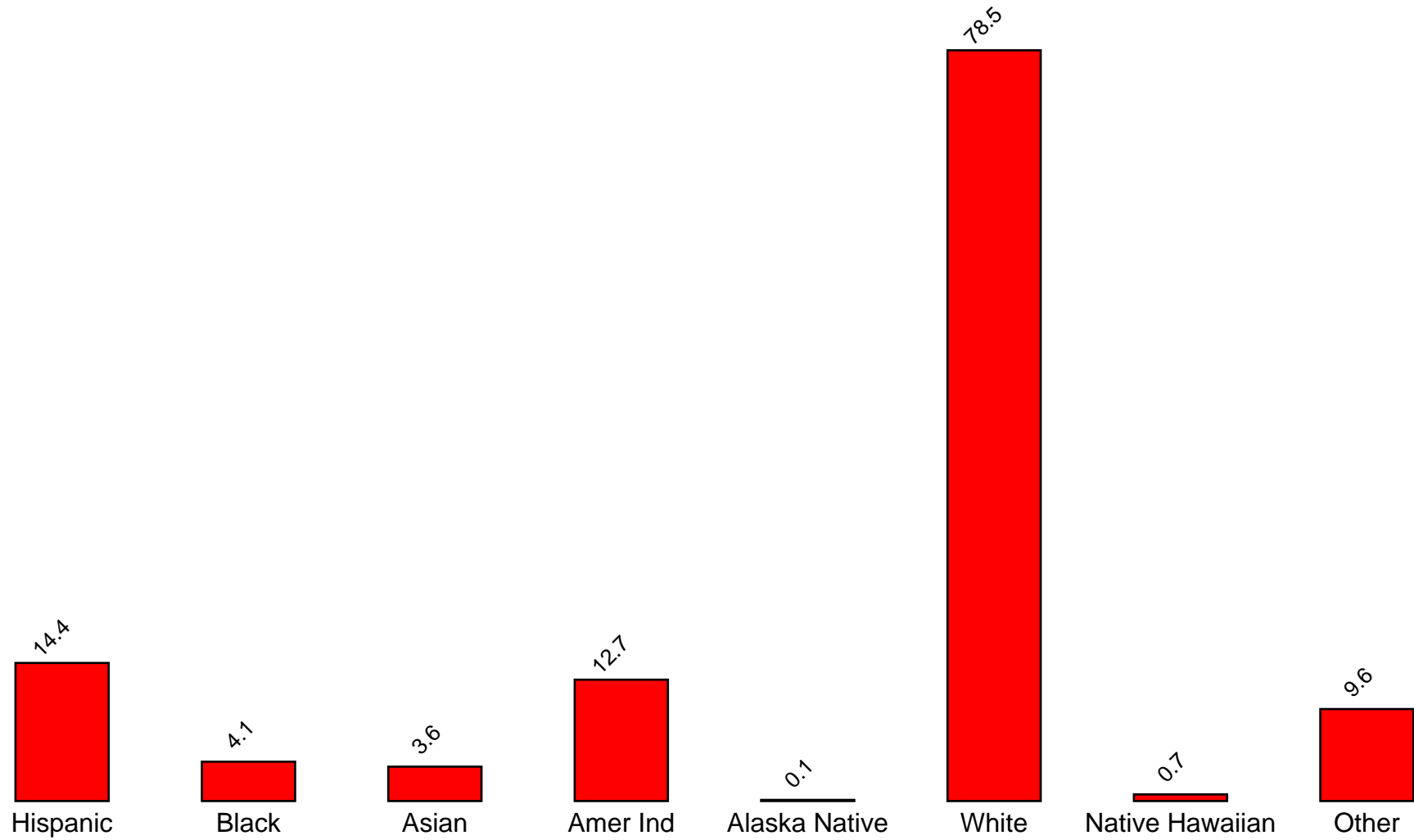


Figure 4: Ethnic Origin Chart

2 PERCENTAGE TABLES

The following tables contain frequency distribution detailing how your students responded to each question on the survey. The tables appear in the same order as the questions on the survey. The tables include breakdowns by grade level as well as overall percentages. The *N of Valid* row is a frequency count of the number of valid responses to each question for each grade and overall. The *N of Miss* row is a frequency count of the number of invalid (marked more than one response) or missing (i.e. did not respond) responses to each question for each grade and overall.

For the questions that allowed more than one response (i.e. race, live with, etc.) each response becomes a separate table. If a student did not mark the response, that was counted as a NO response, and if they did mark the response, that was counted as a YES response. Since a non response is a valid response for these questions, the *N of Miss* will always be zero for these questions.

Table 1: Sex



Response	6	8	10	12	Total	
Male	51.1	49.5	45.0	47.1	48.4	
Female	48.9	50.5	55.0	52.9	51.6	
N of Valid	493	479	453	291	1716	
N of Miss	6	1	1	3	11	

Table 2: Age










Response	6	8	10	12	Total	
10 or younger	0.0	0.0	0.0	0.0	0.0	
11	61.5	0.0	0.0	0.0	17.7	
12	37.1	0.0	0.0	0.0	10.7	
13	1.4	62.3	0.0	0.0	17.7	
14	0.0	35.4	0.2	0.0	9.9	
15	0.0	2.1	60.8	0.0	16.6	
16	0.0	0.2	36.8	1.0	9.9	
17	0.0	0.0	2.2	64.8	11.6	
18	0.0	0.0	0.0	32.4	5.5	
19 or older	0.0	0.0	0.0	1.7	0.3	
N of Valid	496	477	454	293	1720	
N of Miss	3	3	0	1	7	

Table 3: Are you Hispanic or Latino?



Response	6	8	10	12	Total	
No	86.2	86.9	84.0	84.8	85.6	
Yes	13.8	13.1	16.0	15.2	14.4	
N of Valid	465	472	450	290	1677	
N of Miss	34	8	4	4	50	

Table 4: What is your race? Black or African American



Response	6	8	10	12	Total	
No	97.2	95.4	94.7	96.3	95.9	
Yes	2.8	4.6	5.3	3.7	4.1	
N of Valid	499	480	454	294	1727	
N of Miss	0	0	0	0	0	

Table 5: What is your race? Asian



Response	6	8	10	12	Total	
No	95.4	96.9	96.9	96.6	96.4	
Yes	4.6	3.1	3.1	3.4	3.6	
N of Valid	499	480	454	294	1727	
N of Miss	0	0	0	0	0	

Table 6: What is your race? American Indian



Response	6	8	10	12	Total	
No	84.2	86.7	88.5	91.8	87.3	
Yes	15.8	13.3	11.5	8.2	12.7	
N of Valid	499	480	454	294	1727	
N of Miss	0	0	0	0	0	

Table 7: What is your race? Alaska Native



Response	6	8	10	12	Total	
No	99.8	99.8	100.0	100.0	99.9	
Yes	0.2	0.2	0.0	0.0	0.1	
N of Valid	499	480	454	294	1727	
N of Miss	0	0	0	0	0	

Table 8: What is your race? White



Response	6	8	10	12	Total	
No	26.3	19.8	18.9	20.4	21.5	
Yes	73.7	80.2	81.1	79.6	78.5	
N of Valid	499	480	454	294	1727	
N of Miss	0	0	0	0	0	

Table 9: What is your race? Native Hawaiian or Other Pacific Islander



Response	6	8	10	12	Total	
No	99.2	99.6	99.3	99.0	99.3	
Yes	0.8	0.4	0.7	1.0	0.7	
N of Valid	499	480	454	294	1727	
N of Miss	0	0	0	0	0	

Table 10: What is your race? Other



Response	6	8	10	12	Total	
No	89.0	91.2	90.1	91.8	90.4	
Yes	11.0	8.8	9.9	8.2	9.6	
N of Valid	499	480	454	294	1727	
N of Miss	0	0	0	0	0	

Table 11: What is the highest level of schooling completed by your mother or father?









Response	6	8	10	12	Total	
Completed grade school or less	2.6	1.5	1.6	3.5	2.2	
Some high school	5.2	5.7	9.0	11.4	7.4	
Completed high school	13.5	17.4	20.6	23.2	18.2	
Some college	13.5	19.7	25.1	20.8	19.6	
Completed college	21.1	24.8	21.1	23.9	22.6	
Graduate or professional school after college	6.8	8.0	9.9	7.6	8.1	
Don't know	35.9	21.8	11.9	7.6	20.6	
Does not apply	1.3	1.1	0.9	2.1	1.3	
N of Valid	459	476	446	289	1670	
N of Miss	40	4	8	5	57	

Table 12: Think of where you live most of the time. Which of the following people live there with you? Mother



Response	6	8	10	12	Total	
No	12.4	16.7	18.7	19.0	16.4	
Yes	87.6	83.3	81.3	81.0	83.6	
N of Valid	499	480	454	294	1727	
N of Miss	0	0	0	0	0	

Table 13: Think of where you live most of the time. Which of the following people live there with you? Stepmother



Response	6	8	10	12	Total	
No	95.8	92.1	93.4	94.9	94.0	
Yes	4.2	7.9	6.6	5.1	6.0	
N of Valid	499	480	454	294	1727	
N of Miss	0	0	0	0	0	

Table 14: Think of where you live most of the time. Which of the following people live there with you? Foster Mother



Response	6	8	10	12	Total	
No	99.8	100.0	99.3	99.3	99.7	
Yes	0.2	0.0	0.7	0.7	0.3	
N of Valid	499	480	454	294	1727	
N of Miss	0	0	0	0	0	

Table 15: Think of where you live most of the time. Which of the following people live there with you? Grandmother



Response	6	8	10	12	Total	
No	87.2	87.5	89.6	88.1	88.1	
Yes	12.8	12.5	10.4	11.9	11.9	
N of Valid	499	480	454	294	1727	
N of Miss	0	0	0	0	0	

Table 16: Think of where you live most of the time. Which of the following people live there with you? Aunt



Response	6	8	10	12	Total	
No	95.0	94.6	97.6	95.6	95.7	
Yes	5.0	5.4	2.4	4.4	4.3	
N of Valid	499	480	454	294	1727	
N of Miss	0	0	0	0	0	

Table 17: Think of where you live most of the time. Which of the following people live there with you? Father



Response	6	8	10	12	Total	
No	35.3	40.8	38.5	44.2	39.2	
Yes	64.7	59.2	61.5	55.8	60.8	
N of Valid	499	480	454	294	1727	
N of Miss	0	0	0	0	0	

Table 18: Think of where you live most of the time. Which of the following people live there with you? Stepfather



Response	6	8	10	12	Total	
No	85.8	80.2	84.1	83.3	83.4	
Yes	14.2	19.8	15.9	16.7	16.6	
N of Valid	499	480	454	294	1727	
N of Miss	0	0	0	0	0	

Table 19: Think of where you live most of the time. Which of the following people live there with you? Foster Father



Response	6	8	10	12	Total	
No	100.0	99.8	99.3	99.3	99.7	
Yes	0.0	0.2	0.7	0.7	0.3	
N of Valid	499	480	454	294	1727	
N of Miss	0	0	0	0	0	

Table 20: Think of where you live most of the time. Which of the following people live there with you? Grandfather



Response	6	8	10	12	Total	
No	93.0	91.7	93.6	93.9	92.9	
Yes	7.0	8.3	6.4	6.1	7.1	
N of Valid	499	480	454	294	1727	
N of Miss	0	0	0	0	0	

Table 21: Think of where you live most of the time. Which of the following people live there with you? Uncle



Response	6	8	10	12	Total	
No	95.2	94.0	96.9	95.2	95.3	
Yes	4.8	6.0	3.1	4.8	4.7	
N of Valid	499	480	454	294	1727	
N of Miss	0	0	0	0	0	

Table 22: Think of where you live most of the time. Which of the following people live there with you? Other Adults

Response	6	8	10	12	Total	
No	96.6	98.5	97.6	96.6	97.4	
Yes	3.4	1.5	2.4	3.4	2.6	
N of Valid	499	480	454	294	1727	
N of Miss	0	0	0	0	0	

Table 23: Think of where you live most of the time. Which of the following people live there with you? Brother(s)

Response	6	8	10	12	Total	
No	53.3	47.9	58.1	60.2	54.3	
Yes	46.7	52.1	41.9	39.8	45.7	
N of Valid	499	480	454	294	1727	
N of Miss	0	0	0	0	0	

Table 24: Think of where you live most of the time. Which of the following people live there with you? Stepbrother(s)

Response	6	8	10	12	Total	
No	94.6	95.0	94.9	97.3	95.3	
Yes	5.4	5.0	5.1	2.7	4.7	
N of Valid	499	480	454	294	1727	
N of Miss	0	0	0	0	0	

Table 25: Think of where you live most of the time. Which of the following people live there with you? Sister(s)

Response	6	8	10	12	Total	
No	49.9	55.6	54.8	58.2	54.2	
Yes	50.1	44.4	45.2	41.8	45.8	
N of Valid	499	480	454	294	1727	
N of Miss	0	0	0	0	0	

Table 26: Think of where you live most of the time. Which of the following people live there with you? Stepsister(s)

Response	6	8	10	12	Total	
No	94.6	95.2	94.9	96.9	95.3	
Yes	5.4	4.8	5.1	3.1	4.7	
N of Valid	499	480	454	294	1727	
N of Miss	0	0	0	0	0	

Table 27: Think of where you live most of the time. Which of the following people live there with you? Other Children

Response	6	8	10	12	Total	
No	96.0	96.0	93.6	92.5	94.8	
Yes	4.0	4.0	6.4	7.5	5.2	
N of Valid	499	480	454	294	1727	
N of Miss	0	0	0	0	0	

Table 28: In my school, students have lots of chances to help decide things like class activities and rules.

Response	6	8	10	12	Total	
NO!	12.0	8.0	7.3	13.6	9.9	
no	35.3	36.9	29.6	29.6	33.2	
yes	47.1	48.1	46.4	42.5	46.4	
YES!	5.7	7.0	16.7	14.3	10.4	
N of Valid	476	474	450	294	1694	
N of Miss	23	6	4	0	33	

Table 29: Teachers ask me to work on special classroom projects.

Response	6	8	10	12	Total	
NO!	11.4	6.8	8.9	11.9	9.5	
no	39.6	43.0	42.6	36.5	40.8	
yes	36.7	42.8	38.6	40.6	39.6	
YES!	12.2	7.4	10.0	10.9	10.1	
N of Valid	482	472	451	293	1698	
N of Miss	17	8	3	1	29	

Table 30: My teacher(s) notices when I am doing a good job and lets me know about it.

Response	6	8	10	12	Total
NO!	3.9	2.9	7.8	7.1	5.2
no	14.7	18.0	24.4	22.4	19.6
yes	46.5	56.0	51.3	56.1	52.1
YES!	34.9	23.1	16.4	14.3	23.1
N of Valid	482	477	450	294	1703
N of Miss	17	3	4	0	24

Table 31: There are lots of chances for students in my school to get involved in sports, clubs, and other school activities outside of class.

Response	6	8	10	12	Total
NO!	1.2	1.3	1.6	2.0	1.5
no	8.7	9.2	4.4	5.5	7.2
yes	39.6	33.5	37.8	42.0	37.8
YES!	50.5	56.0	56.2	50.5	53.5
N of Valid	485	477	450	293	1705
N of Miss	14	3	4	1	22

Table 32: There are lots of chances for students in my school to talk with a teacher one-on-one.

Response	6	8	10	12	Total
NO!	1.9	2.5	3.8	3.1	2.8
no	12.0	15.3	16.9	13.3	14.4
yes	50.6	49.8	51.6	51.9	50.9
YES!	35.5	32.4	27.8	31.7	31.9
N of Valid	484	476	450	293	1703
N of Miss	15	4	4	1	24

Table 33: I feel safe at my school.

Response	6	8	10	12	Total	
NO!	2.9	3.8	3.5	2.4	3.2	
no	7.2	8.0	8.0	7.2	7.6	
yes	37.0	48.5	57.6	56.3	49.0	
YES!	52.9	39.7	30.8	34.1	40.1	
N of Valid	484	474	451	293	1702	
N of Miss	15	6	3	1	25	

Table 34: The school lets my parents know when I have done something well.

Response	6	8	10	12	Total	
NO!	8.7	9.1	17.8	19.9	13.1	
no	28.8	36.4	47.6	44.2	38.5	
yes	40.2	40.9	27.4	28.8	35.0	
YES!	22.4	13.6	7.2	7.2	13.3	
N of Valid	483	472	445	292	1692	
N of Miss	16	8	9	2	35	

Table 35: My teachers praise me when I work hard in school.

Response	6	8	10	12	Total	
NO!	11.2	10.4	14.4	14.1	12.3	
no	34.7	40.3	37.9	34.7	37.1	
yes	41.5	41.9	39.5	43.0	41.3	
YES!	12.5	7.4	8.2	8.2	9.2	
N of Valid	472	472	451	291	1686	
N of Miss	27	8	3	3	41	

Table 36: Are your school grades better than the grades of most students in your class?

Response	6	8	10	12	Total
NO!	6.2	6.1	4.0	4.5	5.3
no	31.9	26.5	25.6	24.3	27.4
yes	44.6	50.1	50.4	49.7	48.6
YES!	17.3	17.3	20.0	21.6	18.7
N of Valid	480	475	450	292	1697
N of Miss	19	5	4	2	30

Table 37: I have lots of chances to be part of class discussions or activities.

Response	6	8	10	12	Total
NO!	4.3	1.9	2.2	2.0	2.7
no	10.2	9.9	11.9	9.9	10.5
yes	51.3	57.9	56.9	62.9	56.6
YES!	34.2	30.4	29.0	25.2	30.2
N of Valid	489	477	452	294	1712
N of Miss	10	3	2	0	15

Table 38: Now thinking back over the past year in school, how often did you: enjoy being in school?

Response	6	8	10	12	Total
Never	8.4	7.3	8.6	12.6	8.9
Seldom	6.8	9.8	13.7	13.0	10.5
Sometimes	31.4	38.9	35.0	37.5	35.5
Often	27.3	27.2	32.7	27.0	28.6
Almost always	26.2	16.7	10.0	9.9	16.5
N of Valid	488	478	452	293	1711
N of Miss	11	2	2	1	16

Table 39: Now thinking back over the past year in school, how often did you: hate being in school?

Response	6	8	10	12	Total	
Never	25.3	8.2	5.5	4.8	11.8	
Seldom	23.5	29.0	23.5	22.9	24.9	
Sometimes	31.3	38.9	38.6	38.6	36.6	
Often	9.7	12.4	20.8	20.1	15.2	
Almost always	10.3	11.6	11.5	13.7	11.5	
N of Valid	486	476	451	293	1706	
N of Miss	13	4	3	1	21	

Table 40: Now thinking back over the past year in school, how often did you: try to do your best work in school?

Response	6	8	10	12	Total	
Never	0.4	0.6	0.2	1.0	0.5	
Seldom	0.4	0.8	3.1	4.1	1.9	
Sometimes	5.8	8.1	14.9	18.0	10.9	
Often	17.1	27.5	30.5	35.4	26.7	
Almost always	76.2	62.9	51.2	41.5	59.9	
N of Valid	484	472	449	294	1699	
N of Miss	15	8	5	0	28	

Table 41: How often do you feel that the school work you are assigned is meaningful and important?

Response	6	8	10	12	Total	
Never	4.9	6.3	7.3	9.5	6.7	
Seldom	4.1	11.6	19.7	24.5	13.8	
Sometimes	26.1	32.4	38.5	37.8	33.1	
Often	30.0	30.5	27.0	21.1	27.8	
Almost always	34.8	19.3	7.5	7.1	18.5	
N of Valid	486	476	452	294	1708	
N of Miss	13	4	2	0	19	

Table 42: Putting them all together, what were your grades like last year?

Response	6	8	10	12	Total	
Mostly F's	1.7	0.7	0.9	0.0	0.9	
Mostly D's	2.1	2.8	3.1	2.1	2.6	
Mostly C's	9.7	10.0	15.0	15.5	12.2	
Mostly B's	35.8	30.3	37.2	39.3	35.3	
Mostly A's	50.6	56.1	43.7	43.1	49.0	
N of Valid	466	458	446	290	1660	
N of Miss	33	22	8	4	67	

Table 43: How important do you think the things you are learning in school are going to be for your later life?

Response	6	8	10	12	Total	
Very important	53.5	27.7	17.7	13.9	30.2	
Quite important	28.4	34.6	25.4	23.1	28.4	
Fairly important	10.1	26.4	33.6	32.3	24.6	
Slightly important	6.6	8.6	18.8	26.5	13.8	
Not at all important	1.4	2.7	4.4	4.1	3.0	
N of Valid	497	477	452	294	1720	
N of Miss	2	3	2	0	7	

Table 44: How interesting are most of your courses to you?

Response	6	8	10	12	Total	
Very interesting and stimulating	18.5	12.2	4.9	6.8	11.0	
Quite interesting	40.1	32.3	34.1	28.6	34.3	
Fairly interesting	30.0	37.7	39.2	38.1	36.1	
Slightly dull	8.2	13.0	14.6	20.1	13.3	
Very dull	3.2	4.8	7.1	6.5	5.3	
N of Valid	466	477	451	294	1688	
N of Miss	33	3	3	0	39	

Table 45: During the LAST FOUR WEEKS how many whole days of school have you missed because you skipped or 'cut'?








Response	6	8	10	12	Total	
None	67.2	74.0	74.2	56.8	69.1	
1	14.8	9.6	9.4	15.3	12.0	
2	7.4	6.5	6.2	8.2	7.0	
3	5.5	4.0	5.1	7.8	5.4	
04/05/13	3.7	3.8	3.8	8.5	4.6	
06/10/13	0.8	1.0	0.7	3.1	1.2	
11 or more	0.6	1.0	0.7	0.3	0.7	
N of Valid	488	477	449	294	1708	
N of Miss	11	3	5	0	19	

Table 46: What are the chances you would be seen as cool if you: smoked cigarettes?






Response	6	8	10	12	Total	
No or very little chance	91.2	78.3	65.4	67.6	76.6	
Little chance	4.6	10.3	16.4	18.1	11.7	
Some chance	2.1	8.2	13.1	9.6	8.0	
Pretty good chance	1.1	2.3	3.1	2.7	2.2	
Very good chance	1.1	0.8	2.0	2.0	1.4	
N of Valid	476	475	451	293	1695	
N of Miss	23	5	3	1	32	

Table 47: What are the chances you would be seen as cool if you: worked hard at school?






Response	6	8	10	12	Total	
No or very little chance	5.2	8.0	11.3	11.9	8.8	
Little chance	6.5	14.1	15.7	17.4	13.0	
Some chance	16.0	21.9	29.0	32.4	24.0	
Pretty good chance	26.7	29.5	28.4	24.2	27.5	
Very good chance	45.6	26.4	15.5	14.0	26.8	
N of Valid	480	474	451	293	1698	
N of Miss	19	6	3	1	29	

Table 48: What are the chances you would be seen as cool if you: began drinking alcoholic beverages regularly, that is, at least once or twice a month?






Response	6	8	10	12	Total	
No or very little chance	89.1	75.2	51.9	43.9	67.5	
Little chance	6.7	14.1	15.1	18.0	13.0	
Some chance	2.3	6.5	15.1	15.3	9.1	
Pretty good chance	1.1	2.9	13.1	11.9	6.7	
Very good chance	0.8	1.3	4.7	10.9	3.7	
N of Valid	475	476	449	294	1694	
N of Miss	24	4	5	0	33	

Table 49: What are the chances you would be seen as cool if you: defended someone who was being verbally abused at school?






Response	6	8	10	12	Total	
No or very little chance	12.6	8.6	8.9	10.6	10.1	
Little chance	7.9	8.4	12.0	10.6	9.6	
Some chance	13.4	18.4	23.6	27.3	19.9	
Pretty good chance	21.3	31.9	29.0	29.4	27.7	
Very good chance	44.9	32.7	26.5	22.2	32.6	
N of Valid	470	474	449	293	1686	
N of Miss	29	6	5	1	41	

Table 50: What are the chances you would be seen as cool if you: smoked marijuana?






Response	6	8	10	12	Total	
No or very little chance	93.4	76.8	56.5	47.6	71.0	
Little chance	2.8	9.9	11.2	16.3	9.4	
Some chance	1.3	6.3	10.9	17.0	8.0	
Pretty good chance	1.5	3.0	13.2	8.5	6.2	
Very good chance	1.1	4.0	8.3	10.5	5.5	
N of Valid	472	474	448	294	1688	
N of Miss	27	6	6	0	39	

Table 51: What are the chances you would be seen as cool if you: carried a handgun?






Response	6	8	10	12	Total	
No or very little chance	86.7	80.3	75.8	82.0	81.2	
Little chance	7.4	10.7	13.1	10.5	10.4	
Some chance	2.3	3.4	6.4	1.7	3.6	
Pretty good chance	1.9	2.9	2.7	1.7	2.4	
Very good chance	1.7	2.7	2.0	4.1	2.5	
N of Valid	473	476	451	294	1694	
N of Miss	26	4	3	0	33	

Table 52: Think of your four best friends (the friends you feel closest to). In the past year (12 months), how many of your best friends have: participated in clubs, organizations or activities at school?






Response	6	8	10	12	Total	
0	12.6	9.5	7.8	8.2	9.7	
1	12.2	9.7	12.3	6.5	10.6	
2	18.9	15.0	19.1	16.2	17.4	
3	17.7	15.0	15.7	14.4	15.8	
4	38.5	50.7	45.1	54.6	46.5	
N of Valid	475	473	446	291	1685	
N of Miss	24	7	8	3	42	

Table 53: Think of your four best friends (the friends you feel closest to). In the past year (12 months), how many of your best friends have: smoked cigarettes?






Response	6	8	10	12	Total	
0	92.7	81.1	59.0	54.9	74.0	
1	3.5	9.4	19.1	18.8	11.9	
2	1.2	5.5	11.4	15.0	7.5	
3	0.8	1.5	4.0	4.8	2.5	
4	1.7	2.6	6.5	6.5	4.0	
N of Valid	480	470	446	293	1689	
N of Miss	19	10	8	1	38	

Table 54: Think of your four best friends (the friends you feel closest to). In the past year (12 months), how many of your best friends have: tried beer, wine or hard liquor (for example, vodka, whiskey, or gin) when their parents didn't know about it?






Response	6	8	10	12	Total	
0	90.4	76.7	42.3	37.2	64.6	
1	5.2	11.4	17.4	15.0	11.9	
2	2.1	5.7	13.4	10.6	7.6	
3	1.0	2.3	10.3	11.9	5.7	
4	1.3	3.8	16.6	25.3	10.2	
N of Valid	479	472	447	293	1691	
N of Miss	20	8	7	1	36	

Table 55: Think of your four best friends (the friends you feel closest to). In the past year (12 months), how many of your best friends have: made a commitment to stay drug-free?






Response	6	8	10	12	Total	
0	9.7	21.4	30.5	37.5	23.4	
1	4.4	7.6	13.0	14.3	9.3	
2	7.2	8.1	11.9	10.6	9.3	
3	9.1	11.5	11.2	10.2	10.5	
4	69.6	51.4	33.4	27.3	47.5	
N of Valid	473	471	446	293	1683	
N of Miss	26	9	8	1	44	

Table 56: Think of your four best friends (the friends you feel closest to). In the past year (12 months), how many of your best friends have: used marijuana?






Response	6	8	10	12	Total	
0	97.1	82.3	56.0	55.3	74.8	
1	2.1	7.1	17.0	15.7	9.8	
2	0.2	4.1	10.0	11.9	5.9	
3	0.2	1.7	6.9	5.8	3.4	
4	0.4	4.9	10.0	11.3	6.1	
N of Valid	475	468	448	293	1684	
N of Miss	24	12	6	1	43	

Table 57: Think of your four best friends (the friends you feel closest to). In the past year (12 months), how many of your best friends have: used prescription drugs or non-prescription drugs for the purposes of getting high?






Response	6	8	10	12	Total	
0	96.0	87.1	73.0	72.9	83.4	
1	1.9	7.0	13.6	12.7	8.3	
2	1.5	3.0	4.5	6.2	3.5	
3	0.2	0.8	3.6	3.1	1.8	
4	0.4	2.1	5.4	5.1	3.0	
N of Valid	476	473	448	292	1689	
N of Miss	23	7	6	2	38	

Table 58: Think of your four best friends (the friends you feel closest to). In the past year (12 months), how many of your best friends have: used synthetic marijuana (K2, spice) or bath salts?






Response	6	8	10	12	Total	
0	98.3	93.0	83.2	81.5	89.9	
1	0.6	3.6	6.7	11.0	4.9	
2	0.6	1.1	4.5	4.8	2.5	
3	0.2	0.6	3.4	0.7	1.2	
4	0.2	1.7	2.2	2.1	1.5	
N of Valid	471	472	447	292	1682	
N of Miss	28	8	7	2	45	

Table 59: Think of your four best friends (the friends you feel closest to). In the past year (12 months), how many of your best friends have: used LSD, cocaine, amphetamines, or other illegal drugs?






Response	6	8	10	12	Total	
0	97.5	93.0	84.2	86.7	90.8	
1	1.7	3.4	9.6	7.8	5.3	
2	0.4	1.5	3.1	2.4	1.8	
3	0.4	1.1	1.8	1.0	1.1	
4	0.0	1.1	1.3	2.0	1.0	
N of Valid	473	471	448	293	1685	
N of Miss	26	9	6	1	42	

Table 60: Think of your four best friends (the friends you feel closest to). In the past year (12 months), how many of your best friends have: tried to do well in school?






Response	6	8	10	12	Total	
0	2.1	3.6	4.0	5.1	3.5	
1	3.6	4.7	7.6	5.5	5.3	
2	4.8	7.0	14.0	15.4	9.7	
3	16.1	17.4	20.7	15.4	17.6	
4	73.4	67.3	53.8	58.7	63.9	
N of Valid	478	471	450	293	1692	
N of Miss	21	9	4	1	35	

Table 61: Think of your four best friends (the friends you feel closest to). In the past year (12 months), how many of your best friends have: been suspended from school?






Response	6	8	10	12	Total	
0	77.6	67.2	70.2	77.5	72.7	
1	11.9	17.4	18.3	15.0	15.7	
2	5.0	8.9	5.3	4.1	6.0	
3	2.7	2.5	2.9	1.7	2.5	
4	2.7	4.0	3.3	1.7	3.1	
N of Valid	478	472	449	293	1692	
N of Miss	21	8	5	1	35	

Table 62: Think of your four best friends (the friends you feel closest to). In the past year (12 months), how many of your best friends have: liked school?






Response	6	8	10	12	Total	
0	13.5	21.3	28.3	28.9	22.2	
1	9.1	14.7	16.0	12.4	13.1	
2	22.5	22.0	21.6	26.8	22.8	
3	22.7	19.6	18.0	15.1	19.3	
4	32.2	22.4	16.0	16.8	22.5	
N of Valid	481	469	449	291	1690	
N of Miss	18	11	5	3	37	

Table 63: Think of your four best friends (the friends you feel closest to). In the past year (12 months), how many of your best friends have: carried a handgun?

Response	6	8	10	12	Total	
0	95.4	95.3	93.8	92.5	94.5	
1	2.7	3.8	2.7	4.1	3.2	
2	1.3	0.4	1.6	1.7	1.2	
3	0.2	0.2	0.9	0.3	0.4	
4	0.4	0.2	1.1	1.4	0.7	
N of Valid	479	473	449	293	1694	
N of Miss	20	7	5	1	33	

Table 64: Think of your four best friends (the friends you feel closest to). In the past year (12 months), how many of your best friends have: sold illegal drugs?

Response	6	8	10	12	Total	
0	98.5	93.0	81.9	80.5	89.5	
1	1.1	3.4	8.0	11.6	5.4	
2	0.4	1.9	5.8	4.8	3.0	
3	0.0	0.8	2.0	1.7	1.1	
4	0.0	0.8	2.2	1.4	1.1	
N of Valid	476	473	448	293	1690	
N of Miss	23	7	6	1	37	

Table 65: Think of your four best friends (the friends you feel closest to). In the past year (12 months), how many of your best friends have: regularly attended religious services?

Response	6	8	10	12	Total	
0	28.4	15.9	16.6	21.9	20.5	
1	8.9	12.3	20.0	16.1	14.1	
2	13.2	21.9	23.1	23.6	20.2	
3	16.1	20.4	20.4	16.4	18.5	
4	33.3	29.5	20.0	21.9	26.6	
N of Valid	447	465	446	292	1650	
N of Miss	52	15	8	2	77	

Table 66: Think of your four best friends (the friends you feel closest to). In the past year (12 months), how many of your best friends have: stolen or tried to steal a motor vehicle such as a car or motorcycle?

Response	6	8	10	12	Total	
0	97.3	94.7	95.3	96.6	95.9	
1	2.3	3.4	2.7	1.7	2.6	
2	0.2	0.6	0.7	1.4	0.7	
3	0.2	1.1	0.0	0.0	0.4	
4	0.0	0.2	1.3	0.3	0.5	
N of Valid	476	470	449	293	1688	
N of Miss	23	10	5	1	39	

Table 67: Think of your four best friends (the friends you feel closest to). In the past year (12 months), how many of your best friends have: been arrested?

Response	6	8	10	12	Total	
0	93.7	86.2	79.3	80.5	85.5	
1	5.4	7.0	12.5	10.9	8.7	
2	0.2	4.9	4.9	4.8	3.5	
3	0.0	0.8	2.0	2.0	1.1	
4	0.6	1.1	1.3	1.7	1.1	
N of Valid	478	472	449	293	1692	
N of Miss	21	8	5	1	35	

Table 68: Think of your four best friends (the friends you feel closest to). In the past year (12 months), how many of your best friends have: dropped out of school?

Response	6	8	10	12	Total	
0	94.7	96.2	91.7	85.0	92.7	
1	3.2	1.9	6.0	10.2	4.8	
2	1.5	1.1	1.8	1.7	1.5	
3	0.4	0.4	0.0	2.0	0.6	
4	0.2	0.4	0.4	1.0	0.5	
N of Valid	476	472	448	293	1689	
N of Miss	23	8	6	1	38	

Table 69: Think of your four best friends (the friends you feel closest to). In the past year (12 months), how many of your best friends have: been members of a gang?






Response	6	8	10	12	Total	
0	93.7	91.5	94.4	96.6	93.8	
1	3.4	5.5	3.3	2.4	3.8	
2	2.1	1.1	0.9	0.7	1.2	
3	0.4	1.1	0.2	0.0	0.5	
4	0.4	0.8	1.1	0.3	0.7	
N of Valid	476	472	448	292	1688	
N of Miss	23	8	6	2	39	

Table 70: How old were you when you first: smoked marijuana?










Response	6	8	10	12	Total	
Never	98.4	91.2	78.6	71.3	86.5	
10 or younger	0.4	1.1	0.9	1.4	0.9	
11	0.6	0.9	1.1	0.3	0.8	
12	0.4	2.4	1.3	2.8	1.6	
13	0.2	3.7	4.5	4.2	3.0	
14	0.0	0.9	5.8	3.8	2.4	
15	0.0	0.0	6.2	3.5	2.2	
16	0.0	0.0	1.6	7.6	1.7	
17 or older	0.0	0.0	0.0	5.2	0.9	
N of Valid	486	465	449	289	1689	
N of Miss	13	15	5	5	38	

Table 71: How old were you when you first: smoked a cigarette, even just a puff?










Response	6	8	10	12	Total	
Never	92.4	82.1	65.2	61.0	77.0	
10 or younger	4.5	6.6	6.2	8.3	6.2	
11	2.1	3.6	3.3	2.4	2.9	
12	0.6	3.0	4.5	3.4	2.8	
13	0.4	3.8	6.9	5.5	4.0	
14	0.0	0.9	6.2	2.4	2.3	
15	0.0	0.0	6.2	4.5	2.4	
16	0.0	0.0	1.3	6.2	1.4	
17 or older	0.0	0.0	0.0	6.2	1.1	
N of Valid	486	468	448	290	1692	
N of Miss	13	12	6	4	35	

Table 72: How old were you when you first: had more than a sip or two of beer, wine or hard liquor (for example, vodka, whiskey, or gin)?










Response	6	8	10	12	Total	
Never	86.8	72.6	46.6	42.4	64.6	
10 or younger	7.8	9.2	7.5	6.2	7.8	
11	3.3	5.1	3.8	2.8	3.8	
12	1.6	4.5	5.8	3.4	3.8	
13	0.4	7.1	9.8	3.1	5.2	
14	0.0	1.1	10.4	7.6	4.4	
15	0.0	0.4	12.6	10.3	5.3	
16	0.0	0.0	3.5	15.2	3.5	
17 or older	0.0	0.0	0.0	9.0	1.5	
N of Valid	486	468	451	290	1695	
N of Miss	13	12	3	4	32	

Table 73: How old were you when you first: began drinking alcoholic beverages regularly, that is, at least once or twice a month?


Response	6	8	10	12	Total	
Never	99.0	97.9	83.8	78.4	91.1	
10 or younger	0.2	0.4	0.2	0.7	0.4	
11	0.4	0.6	0.9	0.3	0.6	
12	0.2	0.4	0.7	0.3	0.4	
13	0.2	0.4	2.7	1.0	1.1	
14	0.0	0.0	4.0	2.7	1.5	
15	0.0	0.0	5.6	2.7	1.9	
16	0.0	0.0	2.2	7.5	1.9	
17 or older	0.0	0.2	0.0	6.2	1.1	
N of Valid	487	467	450	292	1696	
N of Miss	12	13	4	2	31	

Table 74: How old were you when you first: used Daztrex?


Response	6	8	10	12	Total	
Never	100.0	100.0	100.0	100.0	100.0	
10 or younger	0.0	0.0	0.0	0.0	0.0	
11	0.0	0.0	0.0	0.0	0.0	
12	0.0	0.0	0.0	0.0	0.0	
13	0.0	0.0	0.0	0.0	0.0	
14	0.0	0.0	0.0	0.0	0.0	
15	0.0	0.0	0.0	0.0	0.0	
16	0.0	0.0	0.0	0.0	0.0	
17 or older	0.0	0.0	0.0	0.0	0.0	
N of Valid	465	465	445	291	1666	
N of Miss	34	15	9	3	61	

Table 75: How old were you when you first: got suspended from school?










Response	6	8	10	12	Total	
Never	92.0	86.4	81.1	82.5	85.9	
10 or younger	5.5	3.9	3.8	6.9	4.8	
11	1.4	1.9	2.4	0.0	1.6	
12	0.6	2.6	3.3	1.4	2.0	
13	0.4	3.7	2.7	2.7	2.3	
14	0.0	1.5	4.5	2.7	2.1	
15	0.0	0.0	1.8	2.1	0.8	
16	0.0	0.0	0.2	1.4	0.3	
17 or older	0.0	0.0	0.2	0.3	0.1	
N of Valid	487	464	449	291	1691	
N of Miss	12	16	5	3	36	

Table 76: How old were you when you first: got arrested?










Response	6	8	10	12	Total	
Never	97.9	94.6	93.8	92.8	95.0	
10 or younger	1.0	1.5	0.7	0.3	0.9	
11	0.6	1.1	0.2	0.0	0.5	
12	0.2	0.4	0.4	0.3	0.4	
13	0.2	1.9	0.7	0.3	0.8	
14	0.0	0.4	2.0	1.4	0.9	
15	0.0	0.0	2.2	1.0	0.8	
16	0.0	0.0	0.0	1.7	0.3	
17 or older	0.0	0.0	0.0	2.1	0.4	
N of Valid	485	463	450	291	1689	
N of Miss	14	17	4	3	38	

Table 77: How old were you when you first: carried a handgun?










Response	6	8	10	12	Total	
Never	96.1	95.5	96.0	95.2	95.7	
10 or younger	2.1	1.5	1.1	1.0	1.5	
11	1.4	1.1	0.7	0.0	0.9	
12	0.4	0.4	0.7	0.0	0.4	
13	0.0	1.1	0.2	1.0	0.5	
14	0.0	0.4	0.4	0.3	0.3	
15	0.0	0.0	0.0	0.7	0.1	
16	0.0	0.0	0.7	0.3	0.2	
17 or older	0.0	0.0	0.2	1.4	0.3	
N of Valid	483	467	449	290	1689	
N of Miss	16	13	5	4	38	

Table 78: How old were you when you first: attacked someone with the idea of seriously hurting them?










Response	6	8	10	12	Total	
Never	91.3	86.9	85.3	91.0	88.4	
10 or younger	5.0	4.5	3.3	2.1	3.9	
11	3.1	2.1	1.1	2.4	2.2	
12	0.4	1.9	1.3	0.3	1.1	
13	0.2	3.9	1.6	0.7	1.7	
14	0.0	0.6	3.1	1.7	1.3	
15	0.0	0.0	3.1	0.3	0.9	
16	0.0	0.0	1.1	0.3	0.4	
17 or older	0.0	0.0	0.0	1.0	0.2	
N of Valid	484	467	449	288	1688	
N of Miss	15	13	5	6	39	

Table 79: How old were you when you first: belonged to a gang?









Response	6	8	10	12	Total	
Never	98.3	97.4	98.2	97.9	98.0	
10 or younger	0.4	0.2	0.9	0.0	0.4	
11	0.6	0.4	0.4	0.3	0.5	
12	0.6	0.4	0.2	0.3	0.4	
13	0.0	0.9	0.0	0.7	0.4	
14	0.0	0.6	0.0	0.0	0.2	
15	0.0	0.0	0.2	0.3	0.1	
16	0.0	0.0	0.0	0.3	0.1	
17 or older	0.0	0.0	0.0	0.0	0.0	
N of Valid	483	466	451	290	1690	
N of Miss	16	14	3	4	37	

Table 80: How wrong do you think it is for someone your age to: take a handgun to school?





Response	6	8	10	12	Total	
Very wrong	92.5	88.7	88.1	91.2	90.0	
Wrong	6.5	8.8	8.6	5.8	7.6	
A little bit wrong	0.8	2.1	1.8	2.4	1.7	
Not wrong at all	0.2	0.4	1.5	0.7	0.7	
N of Valid	492	477	452	294	1715	
N of Miss	7	3	2	0	12	

Table 81: How wrong do you think it is for someone your age to: steal anything worth more than \$5?





Response	6	8	10	12	Total	
Very wrong	65.7	58.7	58.2	67.2	62.0	
Wrong	27.2	29.9	32.1	25.3	28.9	
A little bit wrong	6.3	9.9	7.7	6.1	7.7	
Not wrong at all	0.8	1.5	2.0	1.4	1.4	
N of Valid	492	475	452	293	1712	
N of Miss	7	5	2	1	15	

Table 82: How wrong do you think it is for someone your age to: pick a fight with someone?





Response	6	8	10	12	Total	
Very wrong	60.4	39.1	39.6	45.4	46.4	
Wrong	24.7	36.9	32.1	31.7	31.3	
A little bit wrong	11.8	19.7	23.8	19.5	18.5	
Not wrong at all	3.1	4.2	4.5	3.4	3.8	
N of Valid	485	471	449	293	1698	
N of Miss	14	9	5	1	29	

Table 83: How wrong do you think it is for someone your age to: attack someone with the idea of seriously hurting them?





Response	6	8	10	12	Total	
Very wrong	86.1	73.2	67.2	75.5	75.7	
Wrong	9.8	19.2	21.7	15.5	16.5	
A little bit wrong	3.3	6.3	9.2	6.9	6.3	
Not wrong at all	0.8	1.3	2.0	2.1	1.5	
N of Valid	488	474	448	290	1700	
N of Miss	11	6	6	4	27	

Table 84: How wrong do you think it is for someone your age to: stay away from school all day when their parents think they are at school?





Response	6	8	10	12	Total	
Very wrong	83.3	67.4	49.0	41.4	62.6	
Wrong	13.6	23.5	34.6	29.5	24.6	
A little bit wrong	2.3	6.9	13.7	22.6	10.1	
Not wrong at all	0.8	2.1	2.7	6.5	2.6	
N of Valid	486	476	451	292	1705	
N of Miss	13	4	3	2	22	

Table 85: How wrong do you think it is for someone your age to: drink beer, wine or hard liquor (for example, vodka, whiskey, or gin) regularly?

Response	6	8	10	12	Total	
Very wrong	91.8	76.9	50.7	45.7	68.9	
Wrong	5.9	14.3	21.9	26.5	16.0	
A little bit wrong	1.8	7.4	19.7	16.8	10.7	
Not wrong at all	0.4	1.5	7.7	11.0	4.5	
N of Valid	488	476	452	291	1707	
N of Miss	11	4	2	3	20	

Table 86: How wrong do you think it is for someone your age to: smoke cigarettes?

Response	6	8	10	12	Total	
Very wrong	88.9	76.5	60.8	54.5	72.1	
Wrong	8.0	16.6	22.0	18.5	15.9	
A little bit wrong	2.3	5.7	10.0	12.7	7.0	
Not wrong at all	0.8	1.3	7.3	14.4	5.0	
N of Valid	487	476	451	292	1706	
N of Miss	12	4	3	2	21	

Table 87: How wrong do you think it is for someone your age to: smoke marijuana?

Response	6	8	10	12	Total	
Very wrong	96.1	81.4	60.5	54.5	75.4	
Wrong	2.9	9.5	16.7	19.2	11.2	
A little bit wrong	0.6	5.5	11.6	10.6	6.6	
Not wrong at all	0.4	3.6	11.2	15.8	6.8	
N of Valid	486	472	448	292	1698	
N of Miss	13	8	6	2	29	

Table 88: How wrong do you think it is for someone your age to: use prescription drugs or non-prescription drugs for the purpose of getting high?





Response	6	8	10	12	Total	
Very wrong	96.3	86.9	80.1	75.8	85.9	
Wrong	3.1	9.5	11.9	16.0	9.4	
A little bit wrong	0.4	2.9	4.9	4.8	3.0	
Not wrong at all	0.2	0.6	3.1	3.4	1.6	
N of Valid	487	475	452	293	1707	
N of Miss	12	5	2	1	20	

Table 89: How wrong do you think it is for someone your age to: use synthetic marijuana (K2, spice) or bath salts?





Response	6	8	10	12	Total	
Very wrong	96.1	89.7	81.6	82.9	88.2	
Wrong	3.3	6.7	11.3	10.9	7.7	
A little bit wrong	0.4	3.2	4.7	3.8	2.9	
Not wrong at all	0.2	0.4	2.4	2.4	1.2	
N of Valid	482	475	451	293	1701	
N of Miss	17	5	3	1	26	

Table 90: How wrong do you think it is for someone your age to: use LSD, cocaine, amphetamines or another illegal drug?





Response	6	8	10	12	Total	
Very wrong	97.5	92.4	87.6	84.9	91.3	
Wrong	2.1	6.3	7.6	9.9	6.1	
A little bit wrong	0.2	0.8	3.6	3.4	1.8	
Not wrong at all	0.2	0.4	1.3	1.7	0.8	
N of Valid	485	475	450	292	1702	
N of Miss	14	5	4	2	25	

Table 91: At school during the past 12 months, did you receive help from the resource teacher, speech therapist or other special education teacher?



Response	6	8	10	12	Total	
No	79.3	89.4	90.1	95.3	87.7	
Yes	20.7	10.6	9.9	4.7	12.3	
N of Valid	450	442	425	274	1591	
N of Miss	49	38	29	20	136	

Table 92: How many times in the past year (12 months) have you: been suspended from school?







Response	6	8	10	12	Total	
Never	95.1	89.7	90.7	95.6	92.5	
1 to 2 times	3.7	7.8	7.3	4.1	5.9	
3 to 5 times	0.6	1.3	0.9	0.3	0.8	
6 to 9 times	0.2	1.1	0.9	0.0	0.6	
10 to 19 times	0.4	0.2	0.0	0.0	0.2	
20 to 29 times	0.0	0.0	0.0	0.0	0.0	
30 to 39 times	0.0	0.0	0.0	0.0	0.0	
40+ times	0.0	0.0	0.2	0.0	0.1	
N of Valid	488	474	451	293	1706	
N of Miss	11	6	3	1	21	

Table 93: How many times in the past year (12 months) have you: carried a handgun?








Response	6	8	10	12	Total	
Never	97.5	96.2	95.6	94.9	96.2	
1 to 2 times	1.2	1.7	2.2	1.7	1.7	
3 to 5 times	0.8	0.6	0.9	0.7	0.8	
6 to 9 times	0.0	1.1	0.2	0.7	0.5	
10 to 19 times	0.2	0.0	0.2	0.3	0.2	
20 to 29 times	0.0	0.0	0.0	0.0	0.0	
30 to 39 times	0.0	0.0	0.2	0.0	0.1	
40+ times	0.2	0.4	0.7	1.7	0.6	
N of Valid	488	474	451	293	1706	
N of Miss	11	6	3	1	21	

Table 94: How many times in the past year (12 months) have you: sold illegal drugs?









Response	6	8	10	12	Total	
Never	100.0	98.7	94.7	94.9	97.4	
1 to 2 times	0.0	0.4	2.2	2.0	1.1	
3 to 5 times	0.0	0.6	1.6	0.3	0.6	
6 to 9 times	0.0	0.0	0.2	1.0	0.2	
10 to 19 times	0.0	0.0	0.7	0.0	0.2	
20 to 29 times	0.0	0.0	0.2	0.0	0.1	
30 to 39 times	0.0	0.2	0.0	0.3	0.1	
40+ times	0.0	0.0	0.4	1.4	0.4	
N of Valid	489	473	451	293	1706	
N of Miss	10	7	3	1	21	

Table 95: How many times in the past year (12 months) have you: stolen or tried to steal a motor vehicle such as a car or motorcycle?




Response	6	8	10	12	Total	
Never	99.6	99.6	98.9	99.0	99.3	
1 to 2 times	0.2	0.2	1.1	0.7	0.5	
3 to 5 times	0.2	0.2	0.0	0.3	0.2	
6 to 9 times	0.0	0.0	0.0	0.0	0.0	
10 to 19 times	0.0	0.0	0.0	0.0	0.0	
20 to 29 times	0.0	0.0	0.0	0.0	0.0	
30 to 39 times	0.0	0.0	0.0	0.0	0.0	
40+ times	0.0	0.0	0.0	0.0	0.0	
N of Valid	486	474	451	290	1701	
N of Miss	13	6	3	4	26	

Table 96: How many times in the past year (12 months) have you: participated in clubs, organizations or activities at school?

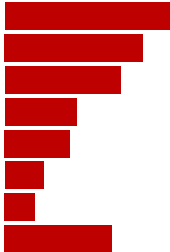
Response	6	8	10	12	Total	
Never	28.0	24.0	22.0	24.0	24.6	
1 to 2 times	28.4	21.9	15.1	12.3	20.3	
3 to 5 times	16.8	16.8	16.4	15.8	16.5	
6 to 9 times	8.9	10.4	9.1	8.2	9.3	
10 to 19 times	8.1	6.2	9.8	8.6	8.1	
20 to 29 times	2.1	2.6	5.5	5.8	3.8	
30 to 39 times	1.2	1.5	3.3	4.1	2.4	
40+ times	6.4	16.6	18.8	21.2	15.1	
N of Valid	482	470	451	292	1695	
N of Miss	17	10	3	2	32	

Table 97: How many times in the past year (12 months) have you: been arrested?


Response	6	8	10	12	Total	
Never	98.8	96.0	96.0	96.2	96.8	
1 to 2 times	1.0	3.4	3.8	3.1	2.8	
3 to 5 times	0.2	0.4	0.0	0.7	0.3	
6 to 9 times	0.0	0.0	0.0	0.0	0.0	
10 to 19 times	0.0	0.0	0.2	0.0	0.1	
20 to 29 times	0.0	0.2	0.0	0.0	0.1	
30 to 39 times	0.0	0.0	0.0	0.0	0.0	
40+ times	0.0	0.0	0.0	0.0	0.0	
N of Valid	486	473	451	293	1703	
N of Miss	13	7	3	1	24	

Table 98: How many times in the past year (12 months) have you: attacked someone with the idea of seriously hurting them?


Response	6	8	10	12	Total	
Never	92.8	91.1	90.6	93.8	91.9	
1 to 2 times	5.5	6.1	5.3	4.5	5.5	
3 to 5 times	0.8	0.8	2.4	1.4	1.4	
6 to 9 times	0.2	1.3	0.7	0.3	0.6	
10 to 19 times	0.4	0.2	0.2	0.0	0.2	
20 to 29 times	0.0	0.4	0.2	0.0	0.2	
30 to 39 times	0.0	0.0	0.0	0.0	0.0	
40+ times	0.2	0.0	0.4	0.0	0.2	
N of Valid	487	473	449	291	1700	
N of Miss	12	7	5	3	27	

Table 99: How many times in the past year (12 months) have you: been drunk or high at school?


Response	6	8	10	12	Total	
Never	99.4	96.4	88.5	91.0	94.2	
1 to 2 times	0.6	2.5	4.0	3.8	2.6	
3 to 5 times	0.0	0.6	3.5	1.0	1.3	
6 to 9 times	0.0	0.2	2.0	0.3	0.6	
10 to 19 times	0.0	0.2	0.9	1.4	0.5	
20 to 29 times	0.0	0.0	0.2	0.7	0.2	
30 to 39 times	0.0	0.0	0.2	0.0	0.1	
40+ times	0.0	0.0	0.7	1.7	0.5	
N of Valid	486	475	451	290	1702	
N of Miss	13	5	3	4	25	

Table 100: How many times in the past year (12 months) have you: taken a handgun to school?




Response	6	8	10	12	Total	
Never	99.8	99.8	100.0	99.3	99.8	
1 to 2 times	0.0	0.0	0.0	0.0	0.0	
3 to 5 times	0.2	0.0	0.0	0.3	0.1	
6 to 9 times	0.0	0.0	0.0	0.0	0.0	
10 to 19 times	0.0	0.0	0.0	0.0	0.0	
20 to 29 times	0.0	0.0	0.0	0.0	0.0	
30 to 39 times	0.0	0.0	0.0	0.0	0.0	
40+ times	0.0	0.2	0.0	0.3	0.1	
N of Valid	488	473	451	293	1705	
N of Miss	11	7	3	1	22	

Table 101: Are you currently on probation, or assigned a probation officer with Juvenile Court?



Response	6	8	10	12	Total	
No	99.1	97.2	98.6	98.6	98.3	
Yes	0.9	2.8	1.4	1.4	1.7	
N of Valid	422	424	416	283	1545	
N of Miss	77	56	38	11	182	

Table 102: Have you ever belonged to a gang?






Response	6	8	10	12	Total	
No	96.4	95.2	96.5	95.2	95.9	
No, but would like to	1.0	1.1	1.1	1.7	1.2	
Yes, in the past	1.4	2.3	1.5	2.4	1.9	
Yes, belong now	1.0	1.5	0.7	0.7	1.0	
Yes, but would like to get out	0.2	0.0	0.2	0.0	0.1	
N of Valid	495	476	452	292	1715	
N of Miss	4	4	2	2	12	

Table 103: If you have ever belonged to a gang, did that gang have a name?




Response	6	8	10	12	Total	
No	9.4	3.0	5.3	10.4	6.7	
Yes	2.4	3.8	2.0	2.8	2.8	
I have never belonged to a gang	88.2	93.2	92.7	86.9	90.5	
N of Valid	491	472	449	289	1701	
N of Miss	8	8	5	5	26	

Table 104: You are at a party at someone's house, and one of your friends offers you a drink containing alcohol. What would you say or do?





Response	6	8	10	12	Total	
Drink it	3.5	13.6	27.7	30.7	17.4	
Tell your friend, 'No thanks, I don't drink' and suggest that you and your friend go and do something else	50.3	45.2	37.4	27.0	41.5	
Just say, 'No thanks' and walk away	31.9	27.0	27.5	33.8	29.7	
Make up a good excuse, tell your friend you had something else to do, and leave	14.3	14.2	7.4	8.5	11.5	
N of Valid	489	471	447	293	1700	
N of Miss	10	9	7	1	27	

Table 105: How often do you attend religious services or activities?





Response	6	8	10	12	Total	
Never	21.0	12.2	16.9	15.0	16.3	
Rarely	19.0	22.6	22.4	23.5	21.7	
1-2 Times a Month	9.1	14.1	13.3	16.0	12.8	
About Once a Week or More	51.0	51.2	47.5	45.4	49.1	
N of Valid	463	469	451	293	1676	
N of Miss	36	11	3	1	51	

Table 106: I think sometimes it's okay to cheat at school.





Response	6	8	10	12	Total	
NO!	69.6	39.5	25.2	22.5	41.5	
no	25.9	40.4	44.2	39.9	37.2	
yes	3.9	18.2	27.0	32.1	18.8	
YES!	0.6	1.9	3.5	5.5	2.6	
N of Valid	490	473	452	293	1708	
N of Miss	9	7	2	1	19	

Table 107: It is important to think before you act.





Response	6	8	10	12	Total	
NO!	2.2	1.3	0.4	2.4	1.5	
no	2.9	3.2	2.2	2.4	2.7	
yes	22.9	35.9	36.4	37.5	32.6	
YES!	72.0	59.6	61.0	57.7	63.2	
N of Valid	490	473	451	293	1707	
N of Miss	9	7	3	1	20	

Table 108: Sometimes I think that life is not worth it.





Response	6	8	10	12	Total	
NO!	67.7	57.1	44.1	52.2	55.7	
no	14.3	20.1	25.2	28.0	21.2	
yes	12.3	17.1	21.4	15.9	16.7	
YES!	5.7	5.8	9.4	3.8	6.4	
N of Valid	470	468	449	289	1676	
N of Miss	29	12	5	5	51	

Table 109: At times I think I am no good at all.


Response	6	8	10	12	Total	
NO!	45.3	38.9	31.9	33.0	37.8	
no	24.1	23.4	26.6	32.3	26.0	
yes	19.5	27.2	28.4	28.5	25.6	
YES!	11.1	10.4	13.1	6.2	10.6	
N of Valid	477	470	451	291	1689	
N of Miss	22	10	3	3	38	

Table 110: All in all, I am inclined to think that I am a failure.

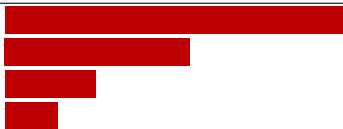
Response	6	8	10	12	Total	
NO!	60.2	54.9	44.5	53.6	53.4	
no	22.7	25.7	35.0	29.6	28.0	
yes	11.4	13.6	11.4	13.7	12.4	
YES!	5.7	5.7	9.1	3.1	6.2	
N of Valid	475	470	449	291	1685	
N of Miss	24	10	5	3	42	

Table 111: In the past year, have you felt depressed or sad MOST days, even if you felt okay sometimes?


Response	6	8	10	12	Total	
NO!	38.2	37.2	33.0	35.4	36.0	
no	24.1	26.5	22.0	29.6	25.2	
yes	25.9	24.2	24.9	26.5	25.3	
YES!	11.8	12.1	20.0	8.6	13.5	
N of Valid	482	471	449	291	1693	
N of Miss	17	9	5	3	34	

Table 112: It is all right to beat up people if they start the fight.





Response	6	8	10	12	Total	
NO!	56.4	31.7	28.8	27.5	37.2	
no	19.5	27.2	23.4	25.8	23.8	
yes	13.2	24.5	25.7	29.2	22.4	
YES!	10.9	16.6	22.1	17.5	16.6	
N of Valid	477	470	448	291	1686	
N of Miss	22	10	6	3	41	

Table 113: I think it is okay to take something without asking if you can get away with it.





Response	6	8	10	12	Total	
NO!	83.9	66.5	64.3	63.5	70.3	
no	14.5	27.6	29.7	31.4	25.1	
yes	1.2	4.9	4.7	3.8	3.6	
YES!	0.4	1.1	1.3	1.4	1.0	
N of Valid	483	471	448	293	1695	
N of Miss	16	9	6	1	32	

Table 114: Where do you get the most information about living a drug and alcohol free life? Parents/guardians





Response	6	8	10	12	Total	
All the time	54.5	50.5	37.7	38.7	46.2	
Most	22.5	26.3	30.3	24.7	26.0	
Some	13.7	14.7	20.6	21.2	17.1	
Very little	9.3	8.4	11.4	15.4	10.7	
N of Valid	475	463	446	292	1676	
N of Miss	24	17	8	2	51	

Table 115: Where do you get the most information about living a drug and alcohol free life? Friends





Response	6	8	10	12	Total	
All the time	25.7	17.5	11.5	13.5	17.4	
Most	14.6	14.7	14.0	14.9	14.5	
Some	27.1	33.3	31.6	31.5	30.8	
Very little	32.6	34.6	42.9	40.1	37.3	
N of Valid	451	457	443	289	1640	
N of Miss	48	23	11	5	87	

Table 116: Where do you get the most information about living a drug and alcohol free life? Family members





Response	6	8	10	12	Total	
All the time	46.7	39.1	28.6	28.7	36.5	
Most	24.0	28.8	28.8	19.5	25.8	
Some	17.7	18.9	23.9	27.6	21.5	
Very little	11.6	13.2	18.7	24.2	16.2	
N of Valid	458	455	444	293	1650	
N of Miss	41	25	10	1	77	

Table 117: Where do you get the most information about living a drug and alcohol free life? School





Response	6	8	10	12	Total	
All the time	59.4	49.8	35.8	29.1	45.1	
Most	23.0	31.4	29.5	31.5	28.5	
Some	9.4	13.2	21.2	24.7	16.3	
Very little	8.2	5.7	13.5	14.7	10.1	
N of Valid	466	456	444	292	1658	
N of Miss	33	24	10	2	69	

Table 118: Where do you get the most information about living a drug and alcohol free life? Internet





Response	6	8	10	12	Total	
All the time	13.1	9.4	7.0	8.3	9.6	
Most	8.0	10.7	10.0	10.7	9.8	
Some	22.8	27.9	25.4	28.0	25.8	
Very little	56.1	52.0	57.6	52.9	54.8	
N of Valid	451	448	441	289	1629	
N of Miss	48	32	13	5	98	

Table 119: Where do you get the most information about living a drug and alcohol free life? TV





Response	6	8	10	12	Total	
All the time	16.7	10.5	9.3	11.4	12.1	
Most	13.0	11.4	10.4	10.7	11.5	
Some	24.7	34.4	30.6	29.4	29.8	
Very little	45.6	43.8	49.7	48.4	46.7	
N of Valid	454	448	441	289	1632	
N of Miss	45	32	13	5	95	

Table 120: Where do you get the most information about living a drug and alcohol free life? Social media





Response	6	8	10	12	Total	
All the time	16.2	11.1	8.6	9.0	11.4	
Most	10.5	12.4	10.9	9.0	10.9	
Some	22.0	25.8	23.9	25.3	24.1	
Very little	51.3	50.7	56.6	56.6	53.5	
N of Valid	437	442	440	288	1607	
N of Miss	62	38	14	6	120	

Table 121: How much do you think people risk harming themselves (physically or in other ways) if they: smoked one or more packs of cigarettes per day?

Response	6	8	10	12	Total
No risk	13.2	3.8	3.8	4.8	6.6
Slight risk	7.1	6.6	8.0	8.9	7.5
Moderate risk	15.6	23.5	22.3	18.4	20.1
Great risk	64.1	66.1	65.9	67.9	65.8
N of Valid	468	469	449	293	1679
N of Miss	31	11	5	1	48

Table 122: How much do you think people risk harming themselves (physically or in other ways) if they: try marijuana once or twice?

Response	6	8	10	12	Total
No risk	15.0	12.7	24.7	37.1	20.8
Slight risk	18.2	24.9	30.9	23.0	24.3
Moderate risk	25.4	25.1	17.7	19.2	22.2
Great risk	41.4	37.3	26.7	20.6	32.7
N of Valid	461	466	446	291	1664
N of Miss	38	14	8	3	63

Table 123: How much do you think people risk harming themselves (physically or in other ways) if they: smoke marijuana once or twice a week?

Response	6	8	10	12	Total
No risk	13.7	10.2	17.0	21.8	15.0
Slight risk	6.1	8.9	16.8	22.1	12.5
Moderate risk	19.6	24.2	23.8	20.8	22.2
Great risk	60.6	56.8	42.4	35.3	50.2
N of Valid	459	463	441	289	1652
N of Miss	40	17	13	5	75

Table 124: How much do you think people risk harming themselves (physically or in other ways) if they: take one or two drinks of an alcoholic beverage (beer, wine, liquor) nearly every day?

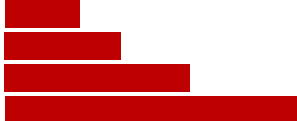
Response	6	8	10	12	Total	
No risk	14.2	5.4	9.4	9.9	9.7	
Slight risk	11.0	19.7	16.5	21.2	16.7	
Moderate risk	21.5	29.0	30.3	33.2	28.0	
Great risk	53.3	45.9	43.9	35.6	45.6	
N of Valid	465	466	449	292	1672	
N of Miss	34	14	5	2	55	

Table 125: How much do you think people risk harming themselves (physically or in other ways) if they: have five or more drinks of an alcoholic beverage once or twice each weekend?


Response	6	8	10	12	Total	
No risk	14.1	5.4	5.6	6.2	8.0	
Slight risk	7.7	9.9	13.4	14.8	11.1	
Moderate risk	18.8	25.9	27.6	29.2	25.0	
Great risk	59.3	58.9	53.5	49.8	56.0	
N of Valid	467	467	449	291	1674	
N of Miss	32	13	5	3	53	

Table 126: How much do you think people risk harming themselves (physically or in other ways) if they: use prescription drugs that are not prescribed to them?


Response	6	8	10	12	Total	
No risk	13.1	3.6	2.7	1.4	5.6	
Slight risk	2.1	4.5	8.3	6.9	5.3	
Moderate risk	12.2	16.9	18.1	19.9	16.4	
Great risk	72.5	75.0	71.0	71.8	72.7	
N of Valid	466	468	448	291	1673	
N of Miss	33	12	6	3	54	

Table 127: How much do you think people risk harming themselves (physically or in other ways) if they: use non-prescription drugs to get high?





Response	6	8	10	12	Total	
No risk	13.7	4.1	4.7	2.7	6.7	
Slight risk	1.9	4.1	5.6	4.5	3.9	
Moderate risk	11.8	15.8	15.6	19.2	15.2	
Great risk	72.6	76.1	74.2	73.6	74.2	
N of Valid	467	468	449	292	1676	
N of Miss	32	12	5	2	51	

Table 128: Have you ever used smokeless tobacco (chew, snuff, plug, dipping tobacco, or chewing tobacco)?






Response	6	8	10	12	Total	
Never	96.1	88.6	79.7	76.3	86.3	
Once or Twice	2.9	7.3	10.0	12.4	7.6	
Once in a while but not regularly	0.4	1.3	4.7	5.5	2.7	
Regularly in the past	0.4	1.5	1.8	2.7	1.5	
Regularly now	0.2	1.3	3.8	3.1	2.0	
N of Valid	486	465	449	291	1691	
N of Miss	13	15	5	3	36	

Table 129: How often have you taken smokeless tobacco during the past 30 days?







Response	6	8	10	12	Total	
Not at all	98.8	96.6	91.3	92.8	95.1	
Once or twice	0.8	1.9	4.0	2.4	2.3	
Once or twice per week	0.2	0.2	0.4	0.0	0.2	
Three to five times per week	0.0	0.6	0.4	1.4	0.5	
About once a day	0.2	0.2	0.4	0.7	0.4	
More than once a day	0.0	0.4	3.3	2.7	1.5	
N of Valid	481	465	450	291	1687	
N of Miss	18	15	4	3	40	

Table 130: Have you ever smoked cigarettes?






Response	6	8	10	12	Total	
Never	91.5	82.8	67.2	64.9	78.1	
Once or Twice	6.2	11.4	16.5	14.1	11.7	
Once in a while but not regularly	1.2	3.4	6.9	10.7	5.0	
Regularly in the past	0.6	1.5	4.9	4.1	2.6	
Regularly now	0.4	0.9	4.5	6.2	2.6	
N of Valid	485	466	448	291	1690	
N of Miss	14	14	6	3	37	

Table 131: How frequently have you smoked cigarettes during the past 30 days?








Response	6	8	10	12	Total	
Not at all	97.9	95.3	90.2	83.8	92.7	
Less than one cigarette per day	1.6	2.6	5.3	9.3	4.2	
One to five cigarettes per day	0.4	1.5	2.7	3.4	1.8	
About one-half pack per day	0.0	0.2	0.9	2.1	0.7	
About one pack per day	0.0	0.0	0.2	1.4	0.3	
About one and one-half packs per day	0.0	0.0	0.7	0.0	0.2	
Two packs or more per day	0.0	0.4	0.0	0.0	0.1	
N of Valid	485	467	449	291	1692	
N of Miss	14	13	5	3	35	

Table 132: Which statement best describes rules about smoking inside your home?






Response	6	8	10	12	Total	
Smoking is not allowed anywhere inside your home	69.4	67.7	71.1	78.0	70.9	
Smoking is allowed in some places and at some times	6.8	7.1	6.1	2.7	6.0	
Smoking is allowed anywhere inside the home	2.1	3.2	3.4	3.4	3.0	
There are no rules about smoking inside the home	4.5	6.5	9.9	8.2	7.1	
I don't know	17.1	15.5	9.6	7.6	13.1	
N of Valid	484	464	446	291	1685	
N of Miss	15	16	8	3	42	

Table 133: Which statement best describes rules about smoking in your family cars?

Response	6	8	10	12	Total	
Smoking is never allowed in any car	64.2	58.2	62.6	64.6	62.2	
Smoking is allowed sometimes or in some cars	14.1	15.2	11.4	13.1	13.5	
Smoking is allowed in any car anytime	2.3	3.0	4.5	3.1	3.2	
There are no rules about smoking in the car	3.9	6.9	11.0	9.6	7.6	
We do not have a family car	1.2	0.9	1.1	0.3	1.0	
I don't know	14.3	15.8	9.4	9.3	12.5	
N of Valid	483	462	446	291	1682	
N of Miss	16	18	8	3	45	

Table 134: During this school year, were you taught in any of your classes about the dangers of tobacco use?

Response	6	8	10	12	Total	
Strongly agree	38.8	30.0	14.2	14.4	25.4	
Agree	33.1	37.0	28.6	24.1	31.4	
Disagree	4.4	7.3	18.2	15.5	10.9	
Strongly disagree	3.3	4.6	21.2	25.8	12.4	
I don't know	20.5	21.1	17.8	20.3	19.9	
N of Valid	459	454	444	291	1648	
N of Miss	40	26	10	3	79	

Table 135: During the past 12 months, have you participated in any community activities to discourage people your age from using cigarettes, chewing tobacco, snuff, dip or cigars?

Response	6	8	10	12	Total	
Strongly agree	16.9	14.5	7.9	10.7	12.7	
Agree	18.2	17.4	16.3	13.1	16.5	
Disagree	9.8	15.6	18.3	19.3	15.4	
Strongly disagree	18.6	20.5	35.4	36.2	26.8	
I don't know	36.6	32.1	22.1	20.7	28.6	
N of Valid	451	449	443	290	1633	
N of Miss	48	31	11	4	94	

Table 136: Think back over the last two weeks. How many times have you had five or more alcoholic drinks in a row?


Response	6	8	10	12	Total	
None	98.5	95.5	87.2	86.9	92.6	
Once	0.8	2.4	5.2	4.5	3.1	
Twice	0.0	1.3	2.0	4.2	1.6	
3-5 times	0.4	0.4	3.2	2.8	1.6	
6-9 times	0.2	0.0	1.8	0.7	0.7	
10 or more times	0.0	0.4	0.7	1.0	0.5	
N of Valid	474	462	444	289	1669	
N of Miss	25	18	10	5	58	

Table 137: During the past 30 days, how many times did you ride in a car or other vehicle driven by someone who had been drinking alcohol or using drugs to get high?


Response	6	8	10	12	Total	
0 times	95.3	90.9	86.3	87.2	90.3	
1 time	2.6	5.4	6.1	4.2	4.6	
2 or 3 times	0.6	1.5	4.1	4.5	2.5	
4 or 5 times	0.2	0.6	1.1	2.1	0.9	
6 or more times	1.3	1.5	2.5	2.1	1.8	
N of Valid	468	462	444	288	1662	
N of Miss	31	18	10	6	65	

Table 138: During the past 30 days, how many times did you drive a car or other vehicle when you had been drinking alcohol or using drugs to get high?


Response	6	8	10	12	Total	
I did not drive a car in the past 30 days	50.8	55.5	39.5	22.2	43.9	
0 times	49.0	43.3	56.8	71.9	53.7	
1 time	0.0	0.7	1.1	3.1	1.1	
2 or 3 times	0.2	0.2	1.6	1.4	0.8	
4 or 5 times	0.0	0.2	0.5	0.3	0.2	
6 or more times	0.0	0.0	0.5	1.0	0.3	
N of Valid	439	443	438	288	1608	
N of Miss	60	37	16	6	119	

Table 139: If you drank alcohol (not just a sip or taste) in the past year, how did you usually get it?












Response	6	8	10	12	Total	
I did not drink alcohol in the past year	93.9	86.0	67.7	58.3	78.6	
I bought it myself with a fake ID	0.0	0.0	0.9	0.4	0.3	
I bought it myself without a fake ID	0.0	0.0	0.2	0.4	0.1	
I got it from someone I know age 21 or older	0.9	4.2	9.9	20.5	7.6	
I got it from someone I know under age 21	0.0	0.7	4.8	6.4	2.6	
I got it from my brother or sister	0.0	1.1	0.7	0.4	0.6	
I got it from home with my parents' permission	0.7	3.1	4.8	4.2	3.1	
I got it from home without my parents' permission	1.1	1.5	3.7	1.4	2.0	
I got it from another relative	0.4	0.7	1.6	1.8	1.0	
A stranger bought it for me	0.2	0.0	0.0	1.1	0.2	
I took it from a store or shop	0.0	0.0	0.0	0.0	0.0	
Other	2.8	2.8	5.5	5.3	4.0	
N of Valid	461	457	433	283	1634	
N of Miss	38	23	21	11	93	

Table 140: If you drank alcohol (not just a sip or taste) in the past year, where did you usually drink it?










Response	6	8	10	12	Total	
I did not drink alcohol in the past year	96.3	86.6	68.5	59.5	79.9	
at my home	2.0	6.6	13.4	11.5	7.9	
at someone else's home	0.4	5.5	14.8	22.9	9.5	
at an open area like a park, beach, field, back road, woods, or a street corner	1.1	0.9	2.1	5.4	2.0	
at a sporting event or concert	0.2	0.2	0.0	0.4	0.2	
at a restaurant, bar, or a nightclub	0.0	0.0	0.5	0.0	0.1	
at an empty building or a construction site	0.0	0.0	0.0	0.0	0.0	
at a hotel/motel	0.0	0.2	0.2	0.0	0.1	
in a car	0.0	0.0	0.0	0.4	0.1	
at school	0.0	0.0	0.5	0.0	0.1	
N of Valid	457	455	425	279	1616	
N of Miss	42	25	29	15	111	

Table 141: How do you feel about someone your age having one or two drinks of an alcoholic beverage nearly every day?





Response	6	8	10	12	Total	
Neither approve nor disapprove	18.6	21.0	24.7	27.5	22.5	
Somewhat disapprove	5.0	10.5	19.0	23.7	13.6	
Strongly disapprove	61.7	56.7	47.2	39.4	52.5	
Don't know or can't say	14.7	11.8	9.1	9.4	11.4	
N of Valid	457	457	441	287	1642	
N of Miss	42	23	13	7	85	

Table 142: On how many occasions have you had alcoholic beverages (beer, wine or hard liquor) to drink in your lifetime - more than just a few sips?








Response	6	8	10	12	Total	
0	93.1	79.3	57.4	45.3	71.6	
01/02/13	4.2	10.5	12.2	16.5	10.1	
03/05/13	2.1	4.4	9.0	9.5	5.8	
06/09/13	0.4	2.4	7.7	7.7	4.1	
10/19/13	0.2	2.2	4.5	6.3	2.9	
20-39	0.0	0.9	4.1	6.7	2.5	
40	0.0	0.4	5.2	8.1	2.9	
N of Valid	479	458	444	285	1666	
N of Miss	20	22	10	9	61	

Table 143: On how many occasions have you drunk one of more drinks of an alcoholic beverage during the past 30 days?








Response	6	8	10	12	Total	
0	99.0	95.4	83.1	81.7	90.8	
01/02/13	0.8	3.5	9.7	10.9	5.7	
03/05/13	0.0	0.9	2.9	4.6	1.8	
06/09/13	0.0	0.0	2.5	1.4	0.9	
10/19/13	0.0	0.0	1.6	0.4	0.5	
20-39	0.0	0.2	0.2	0.7	0.2	
40	0.2	0.0	0.0	0.4	0.1	
N of Valid	479	457	443	284	1663	
N of Miss	20	23	11	10	64	

Table 144: On how many occasions have you used marijuana (grass, pot) or hashish (hash, hash oil) in your lifetime?

Response	6	8	10	12	Total	
0	98.8	91.6	78.5	72.2	86.9	
01/02/13	0.8	3.3	6.3	7.7	4.2	
03/05/13	0.2	1.3	4.1	3.2	2.0	
06/09/13	0.0	0.7	1.8	1.8	1.0	
10/19/13	0.2	0.9	2.5	3.2	1.5	
20-39	0.0	0.4	2.3	2.8	1.2	
40	0.0	1.8	4.5	9.2	3.3	
N of Valid	480	455	442	284	1661	
N of Miss	19	25	12	10	66	

Table 145: On how many occasions have you used marijuana (grass, pot) or hashish (hash, hash oil) during the past 30 days?

Response	6	8	10	12	Total	
0	99.4	96.3	88.4	88.1	93.7	
01/02/13	0.4	1.3	5.0	2.4	2.2	
03/05/13	0.2	0.9	1.8	2.8	1.3	
06/09/13	0.0	0.9	1.4	1.7	0.9	
10/19/13	0.0	0.7	1.1	1.7	0.8	
20-39	0.0	0.0	0.5	2.1	0.5	
40	0.0	0.0	1.8	1.0	0.7	
N of Valid	479	456	441	286	1662	
N of Miss	20	24	13	8	65	

Table 146: On how many occasions have you used LSD or other psychedelics in your lifetime?

Response	6	8	10	12	Total	
0	99.8	99.6	98.4	96.9	98.9	
01/02/13	0.2	0.0	1.1	2.1	0.7	
03/05/13	0.0	0.4	0.2	1.0	0.4	
06/09/13	0.0	0.0	0.2	0.0	0.1	
10/19/13	0.0	0.0	0.0	0.0	0.0	
20-39	0.0	0.0	0.0	0.0	0.0	
40	0.0	0.0	0.0	0.0	0.0	
N of Valid	471	457	443	287	1658	
N of Miss	28	23	11	7	69	

Table 147: On how many occasions have you used LSD or other psychedelics during the past 30 days?


Response	6	8	10	12	Total	
0	100.0	99.8	99.8	99.3	99.8	
01/02/13	0.0	0.2	0.2	0.7	0.2	
03/05/13	0.0	0.0	0.0	0.0	0.0	
06/09/13	0.0	0.0	0.0	0.0	0.0	
10/19/13	0.0	0.0	0.0	0.0	0.0	
20-39	0.0	0.0	0.0	0.0	0.0	
40	0.0	0.0	0.0	0.0	0.0	
N of Valid	471	456	443	285	1655	
N of Miss	28	24	11	9	72	

Table 148: On how many occasions have you used cocaine or crack in your lifetime?


Response	6	8	10	12	Total	
0	99.2	98.7	98.9	98.6	98.9	
01/02/13	0.6	1.1	0.5	1.1	0.8	
03/05/13	0.0	0.0	0.2	0.0	0.1	
06/09/13	0.0	0.2	0.2	0.0	0.1	
10/19/13	0.0	0.0	0.0	0.0	0.0	
20-39	0.0	0.0	0.0	0.0	0.0	
40	0.2	0.0	0.2	0.4	0.2	
N of Valid	479	458	442	285	1664	
N of Miss	20	22	12	9	63	

Table 149: On how many occasions have you used cocaine or crack during the past 30 days?


Response	6	8	10	12	Total	
0	100.0	99.8	99.8	99.3	99.8	
01/02/13	0.0	0.2	0.0	0.4	0.1	
03/05/13	0.0	0.0	0.0	0.0	0.0	
06/09/13	0.0	0.0	0.0	0.4	0.1	
10/19/13	0.0	0.0	0.2	0.0	0.1	
20-39	0.0	0.0	0.0	0.0	0.0	
40	0.0	0.0	0.0	0.0	0.0	
N of Valid	479	457	442	285	1663	
N of Miss	20	23	12	9	64	

Table 150: On how many occasions have you sniffed glue, breathed the contents of an aerosol spray can, or inhaled other gases or sprays, in order to get high in your lifetime?


Response	6	8	10	12	Total	
0	95.6	93.5	93.2	94.4	94.2	
01/02/13	3.1	4.4	2.0	2.4	3.1	
03/05/13	0.6	1.1	2.3	0.7	1.2	
06/09/13	0.2	0.7	0.9	1.4	0.7	
10/19/13	0.0	0.2	0.5	0.7	0.3	
20-39	0.0	0.0	0.2	0.0	0.1	
40	0.4	0.2	0.9	0.3	0.5	
N of Valid	478	459	441	286	1664	
N of Miss	21	21	13	8	63	

Table 151: On how many occasions have you sniffed glue, breathed the contents of an aerosol spray can, or inhaled other gases or sprays, in order to get high during the past 30 days?


Response	6	8	10	12	Total	
0	97.9	98.0	97.3	99.0	98.0	
01/02/13	1.7	1.3	1.1	1.0	1.3	
03/05/13	0.4	0.4	1.1	0.0	0.5	
06/09/13	0.0	0.0	0.0	0.0	0.0	
10/19/13	0.0	0.0	0.2	0.0	0.1	
20-39	0.0	0.0	0.2	0.0	0.1	
40	0.0	0.2	0.0	0.0	0.1	
N of Valid	481	458	441	286	1666	
N of Miss	18	22	13	8	61	

Table 152: On how many occasions have you used Daztrex in your lifetime?


Response	6	8	10	12	Total	
0	100.0	100.0	100.0	100.0	100.0	
01/02/13	0.0	0.0	0.0	0.0	0.0	
03/05/13	0.0	0.0	0.0	0.0	0.0	
06/09/13	0.0	0.0	0.0	0.0	0.0	
10/19/13	0.0	0.0	0.0	0.0	0.0	
20-39	0.0	0.0	0.0	0.0	0.0	
40	0.0	0.0	0.0	0.0	0.0	
N of Valid	475	456	438	286	1655	
N of Miss	24	24	16	8	72	

Table 153: On how many occasions have you used Daztrex during the past 30 days?


Response	6	8	10	12	Total	
0	100.0	100.0	100.0	100.0	100.0	
01/02/13	0.0	0.0	0.0	0.0	0.0	
03/05/13	0.0	0.0	0.0	0.0	0.0	
06/09/13	0.0	0.0	0.0	0.0	0.0	
10/19/13	0.0	0.0	0.0	0.0	0.0	
20-39	0.0	0.0	0.0	0.0	0.0	
40	0.0	0.0	0.0	0.0	0.0	
N of Valid	474	455	439	285	1653	
N of Miss	25	25	15	9	74	

Table 154: On how many occasions have you used synthetic marijuana in your lifetime?








Response	6	8	10	12	Total	
0	99.8	97.6	93.0	91.5	96.0	
01/02/13	0.2	1.1	1.4	2.5	1.1	
03/05/13	0.0	0.9	3.0	1.8	1.3	
06/09/13	0.0	0.0	1.1	1.1	0.5	
10/19/13	0.0	0.0	0.2	1.1	0.2	
20-39	0.0	0.2	0.9	0.4	0.4	
40	0.0	0.2	0.5	1.8	0.5	
N of Valid	478	457	440	284	1659	
N of Miss	21	23	14	10	68	

Table 155: On how many occasions have you used synthetic marijuana during the past 30 days?


Response	6	8	10	12	Total	
0	99.6	99.3	98.4	98.9	99.1	
01/02/13	0.2	0.7	0.7	1.1	0.6	
03/05/13	0.2	0.0	0.7	0.0	0.2	
06/09/13	0.0	0.0	0.0	0.0	0.0	
10/19/13	0.0	0.0	0.2	0.0	0.1	
20-39	0.0	0.0	0.0	0.0	0.0	
40	0.0	0.0	0.0	0.0	0.0	
N of Valid	479	456	437	284	1656	
N of Miss	20	24	17	10	71	

Table 156: On how many occasions have you used methamphetamines (meth, speed, crank, crystal meth) in your lifetime?


Response	6	8	10	12	Total	
0	99.8	98.9	99.5	97.6	99.1	
01/02/13	0.0	0.4	0.2	0.7	0.3	
03/05/13	0.2	0.7	0.0	0.7	0.4	
06/09/13	0.0	0.0	0.0	0.3	0.1	
10/19/13	0.0	0.0	0.0	0.3	0.1	
20-39	0.0	0.0	0.2	0.0	0.1	
40	0.0	0.0	0.0	0.3	0.1	
N of Valid	478	455	438	286	1657	
N of Miss	21	25	16	8	70	

Table 157: On how many occasions have you used methamphetamines (meth, speed, crank, crystal meth) in the past 30 days?


Response	6	8	10	12	Total	
0	99.8	100.0	99.8	99.3	99.8	
01/02/13	0.2	0.0	0.0	0.0	0.1	
03/05/13	0.0	0.0	0.2	0.3	0.1	
06/09/13	0.0	0.0	0.0	0.0	0.0	
10/19/13	0.0	0.0	0.0	0.3	0.1	
20-39	0.0	0.0	0.0	0.0	0.0	
40	0.0	0.0	0.0	0.0	0.0	
N of Valid	475	455	439	286	1655	
N of Miss	24	25	15	8	72	

Table 158: On how many occasions have you used other chemical products (bath salts, plant food, etc.) in your lifetime?


Response	6	8	10	12	Total	
0	99.0	99.1	98.9	99.7	99.1	
01/02/13	0.6	0.4	0.9	0.3	0.6	
03/05/13	0.2	0.0	0.2	0.0	0.1	
06/09/13	0.2	0.2	0.0	0.0	0.1	
10/19/13	0.0	0.2	0.0	0.0	0.1	
20-39	0.0	0.0	0.0	0.0	0.0	
40	0.0	0.0	0.0	0.0	0.0	
N of Valid	477	457	440	287	1661	
N of Miss	22	23	14	7	66	

Table 159: On how many occasions have you used other chemical products (bath salts, plant food, etc.) during the past 30 days?


Response	6	8	10	12	Total	
0	99.2	100.0	99.8	99.7	99.6	
01/02/13	0.6	0.0	0.2	0.3	0.3	
03/05/13	0.0	0.0	0.0	0.0	0.0	
06/09/13	0.2	0.0	0.0	0.0	0.1	
10/19/13	0.0	0.0	0.0	0.0	0.0	
20-39	0.0	0.0	0.0	0.0	0.0	
40	0.0	0.0	0.0	0.0	0.0	
N of Valid	475	457	439	287	1658	
N of Miss	24	23	15	7	69	

Table 160: On how many occasions have you used heroin or other opiates in your lifetime?


Response	6	8	10	12	Total	
0	99.6	98.9	98.4	97.6	98.7	
01/02/13	0.2	0.4	0.0	1.0	0.4	
03/05/13	0.0	0.0	0.5	0.7	0.2	
06/09/13	0.2	0.2	0.2	0.3	0.2	
10/19/13	0.0	0.2	0.5	0.3	0.2	
20-39	0.0	0.0	0.0	0.0	0.0	
40	0.0	0.2	0.5	0.0	0.2	
N of Valid	473	457	440	287	1657	
N of Miss	26	23	14	7	70	

Table 161: On how many occasions have you used heroin or other opiates during the past 30 days?


Response	6	8	10	12	Total	
0	99.8	99.8	98.9	99.3	99.5	
01/02/13	0.0	0.2	0.7	0.0	0.2	
03/05/13	0.0	0.0	0.2	0.7	0.2	
06/09/13	0.2	0.0	0.2	0.0	0.1	
10/19/13	0.0	0.0	0.0	0.0	0.0	
20-39	0.0	0.0	0.0	0.0	0.0	
40	0.0	0.0	0.0	0.0	0.0	
N of Valid	474	458	439	287	1658	
N of Miss	25	22	15	7	69	

Table 162: On how many occasions have you used MDMA ('X', 'E', or ecstasy) in your lifetime?


Response	6	8	10	12	Total	
0	100.0	98.9	97.7	97.2	98.6	
01/02/13	0.0	0.7	1.1	2.4	0.9	
03/05/13	0.0	0.2	0.2	0.3	0.2	
06/09/13	0.0	0.2	0.2	0.0	0.1	
10/19/13	0.0	0.0	0.7	0.0	0.2	
20-39	0.0	0.0	0.0	0.0	0.0	
40	0.0	0.0	0.0	0.0	0.0	
N of Valid	471	458	440	287	1656	
N of Miss	28	22	14	7	71	

Table 163: On how many occasions have you used MDMA ('X', 'E', or ecstasy) during the past 30 days?


Response	6	8	10	12	Total	
0	99.8	99.8	99.1	99.3	99.5	
01/02/13	0.2	0.2	0.5	0.7	0.4	
03/05/13	0.0	0.0	0.5	0.0	0.1	
06/09/13	0.0	0.0	0.0	0.0	0.0	
10/19/13	0.0	0.0	0.0	0.0	0.0	
20-39	0.0	0.0	0.0	0.0	0.0	
40	0.0	0.0	0.0	0.0	0.0	
N of Valid	473	456	439	286	1654	
N of Miss	26	24	15	8	73	

Table 164: On how many occasions have you taken prescription drugs (such as Valium, Xanax, Ritalin, Adderall, OxyContin, Darvocet, or sleeping pills) not prescribed to you in your lifetime?








Response	6	8	10	12	Total	
0	97.7	95.6	89.4	87.5	93.1	
01/02/13	1.5	1.5	3.4	3.1	2.3	
03/05/13	0.2	0.9	1.6	3.5	1.3	
06/09/13	0.0	0.2	1.4	1.7	0.7	
10/19/13	0.0	0.9	2.0	1.7	1.1	
20-39	0.2	0.2	0.9	1.4	0.6	
40	0.4	0.7	1.4	1.0	0.8	
N of Valid	475	454	442	287	1658	
N of Miss	24	26	12	7	69	

Table 165: On how many occasions have you taken prescription drugs (such as Valium, Xanax, Ritalin, Adderall, OxyContin, Darvocet, or sleeping pills) not prescribed to you during the past 30 days?








Response	6	8	10	12	Total	
0	98.3	98.5	93.6	95.1	96.6	
01/02/13	0.8	1.1	3.0	2.4	1.8	
03/05/13	0.2	0.2	2.0	1.4	0.9	
06/09/13	0.4	0.0	0.7	0.7	0.4	
10/19/13	0.0	0.0	0.5	0.3	0.2	
20-39	0.0	0.2	0.0	0.0	0.1	
40	0.2	0.0	0.2	0.0	0.1	
N of Valid	477	453	440	287	1657	
N of Miss	22	27	14	7	70	

Table 166: On how many occasions have you taken non-prescription medicines such as diet pills (for example, Dietac, Dexatrim or Prolamine), stay-awake pills (for example No-Doz, Vivarin, or Wake), or cough or cold medicines (robos, DXM, etc.) to get high in your lifetime?








Response	6	8	10	12	Total	
0	98.9	97.1	94.5	95.1	96.6	
01/02/13	0.6	0.4	2.0	2.4	1.3	
03/05/13	0.2	0.9	2.0	0.3	0.9	
06/09/13	0.0	0.9	0.5	0.3	0.4	
10/19/13	0.2	0.2	0.5	0.7	0.4	
20-39	0.0	0.2	0.5	0.7	0.3	
40	0.0	0.2	0.0	0.3	0.1	
N of Valid	474	455	440	286	1655	
N of Miss	25	25	14	8	72	

Table 167: On how many occasions have you taken non-prescription medicines such as diet pills (for example, Dietac, Dexatrim or Prolamine), stay-awake pills (for example No-Doz, Vivarin, or Wake), or cough or cold medicines (robos, DXM, etc.) to get high during the past 30 days?





Response	6	8	10	12	Total	
0	99.8	97.2	98.0	97.9	98.3	
01/02/13	0.0	1.5	1.1	1.4	1.0	
03/05/13	0.0	1.1	0.5	0.3	0.5	
06/09/13	0.2	0.2	0.5	0.3	0.3	
10/19/13	0.0	0.0	0.0	0.0	0.0	
20-39	0.0	0.0	0.0	0.0	0.0	
40	0.0	0.0	0.0	0.0	0.0	
N of Valid	474	457	441	287	1659	
N of Miss	25	23	13	7	68	

Table 168: On how many occasions have you been drunk or very high from drinking alcoholic beverages during the past 30 days?








Response	6	8	10	12	Total	
0	99.8	97.4	87.6	89.8	94.2	
01/02/13	0.2	1.1	7.3	6.0	3.3	
03/05/13	0.0	0.4	2.7	2.1	1.2	
06/09/13	0.0	1.1	1.4	0.7	0.8	
10/19/13	0.0	0.0	0.5	0.4	0.2	
20-39	0.0	0.0	0.5	0.4	0.2	
40	0.0	0.0	0.0	0.7	0.1	
N of Valid	475	456	437	283	1651	
N of Miss	24	24	17	11	76	

Table 169: On how many occasions have you drunk flavored alcoholic beverages, sometimes called 'alcopops' (like Mike's Hard Lemonade, Smirnoff Ice, Bacardi Breezers, etc.) in your lifetime?








Response	6	8	10	12	Total	
0	96.0	88.6	72.2	65.0	82.3	
01/02/13	2.1	6.8	9.8	12.2	7.2	
03/05/13	1.1	2.0	5.2	8.0	3.6	
06/09/13	0.4	0.7	4.3	4.9	2.3	
10/19/13	0.2	0.9	2.3	4.5	1.7	
20-39	0.0	0.7	2.3	3.1	1.3	
40	0.2	0.4	3.9	2.1	1.6	
N of Valid	475	455	439	286	1655	
N of Miss	24	25	15	8	72	

Table 170: On how many occasions have you drunk flavored alcoholic beverages, sometimes called 'alcopops' (like Mike's Hard Lemonade, Smirnoff Ice, Bacardi Breezers, etc.) during the past 30 days?








Response	6	8	10	12	Total	
0	98.7	96.7	87.1	91.9	93.9	
01/02/13	1.0	2.2	6.3	6.0	3.6	
03/05/13	0.0	0.4	3.2	1.8	1.3	
06/09/13	0.0	0.4	2.9	0.0	0.9	
10/19/13	0.0	0.2	0.2	0.0	0.1	
20-39	0.0	0.0	0.2	0.0	0.1	
40	0.2	0.0	0.0	0.4	0.1	
N of Valid	478	455	442	285	1660	
N of Miss	21	25	12	9	67	

Table 171: If you used prescription drugs or over the counter drugs without a doctor telling you to use it or for the purpose of getting high, where did you get these drugs?












Response	6	8	10	12	Total	
I did not use prescription drugs or over the counter drugs to get high.	98.5	98.2	92.1	90.0	95.3	
I bought it or took it from a store or shop.	0.4	0.0	0.7	0.7	0.4	
I got it from my parents with permission.	0.0	0.0	0.9	0.7	0.4	
I got it from home without permission.	0.4	0.4	2.1	2.5	1.2	
I got it from a relative with permission.	0.4	0.0	0.7	1.1	0.5	
I got it from a relative without permission.	0.0	0.0	0.2	0.4	0.1	
I got it from a friends home with permission.	0.0	0.2	0.0	0.7	0.2	
I got it from a friends home without permission.	0.0	0.2	0.0	0.0	0.1	
I got it from a friend while at school.	0.0	0.2	0.7	0.7	0.4	
I got it from a friend while at a party.	0.0	0.0	0.7	0.7	0.3	
I got it from a friend, elsewhere	0.2	0.7	1.9	2.5	1.2	
N of Valid	460	452	431	279	1622	
N of Miss	39	28	23	15	105	

Table 172: During the last month, about how many marijuana cigarettes, or the equivalent, did you smoke a day, on the average?


Response	6	8	10	12	Total	
None	98.9	95.6	89.4	88.4	93.7	
Less than 1 a day	0.6	1.8	5.0	6.0	3.0	
1 a day	0.0	0.4	1.1	1.8	0.7	
2-3 a day	0.4	1.3	1.6	2.1	1.3	
4-6 a day	0.0	0.7	1.6	0.7	0.7	
7-10 a day	0.0	0.0	0.2	0.0	0.1	
11 or more a day	0.0	0.2	0.9	1.1	0.5	
N of Valid	470	454	436	284	1644	
N of Miss	29	26	18	10	83	

Table 173: How wrong do your friends feel it would be for YOU to: drink alcohol?


Response	6	8	10	12	Total	
Very wrong	83.3	67.5	46.2	39.9	61.5	
Wrong	11.8	19.0	22.5	24.1	18.8	
A little bit wrong	3.2	9.5	19.3	22.7	12.6	
Not wrong at all	1.7	4.0	12.0	13.3	7.1	
N of Valid	466	452	435	286	1639	
N of Miss	33	28	19	8	88	

Table 174: How wrong do your friends feel it would be for YOU to: smoke tobacco?


Response	6	8	10	12	Total	
Very wrong	89.5	70.9	51.4	46.5	66.8	
Wrong	6.9	18.1	23.6	20.8	16.8	
A little bit wrong	1.7	7.7	13.2	14.1	8.6	
Not wrong at all	1.9	3.3	11.8	18.7	7.8	
N of Valid	465	454	432	284	1635	
N of Miss	34	26	22	10	92	

Table 175: How wrong do your friends feel it would be for YOU to: smoke marijuana?





Response	6	8	10	12	Total	
Very wrong	94.0	75.7	51.2	52.3	70.3	
Wrong	3.2	12.4	20.0	17.7	12.7	
A little bit wrong	1.5	5.8	11.8	13.4	7.5	
Not wrong at all	1.3	6.2	17.1	16.6	9.5	
N of Valid	465	452	434	283	1634	
N of Miss	34	28	20	11	93	

Table 176: How wrong do your friends feel it would be for YOU to: use prescription drugs not prescribed to you





Response	6	8	10	12	Total	
Very wrong	90.9	80.8	67.3	68.4	77.9	
Wrong	6.3	11.7	15.4	16.0	11.9	
A little bit wrong	1.5	4.6	10.1	8.9	5.9	
Not wrong at all	1.3	2.9	7.1	6.7	4.2	
N of Valid	463	453	434	282	1632	
N of Miss	36	27	20	12	95	

Table 177: How wrong would most adults (over 21) in your neighborhood think it is for kids your age: to use marijuana?





Response	6	8	10	12	Total	
Very wrong	92.9	81.1	68.1	58.8	77.2	
Wrong	4.5	11.3	17.9	22.2	13.0	
A little bit wrong	1.9	4.7	8.9	14.1	6.6	
Not wrong at all	0.6	2.9	5.1	4.9	3.2	
N of Valid	467	450	429	284	1630	
N of Miss	32	30	25	10	97	

Table 178: How wrong would most adults (over 21) in your neighborhood think it is for kids your age: to drink alcohol?

Response	6	8	10	12	Total	
Very wrong	88.6	77.0	57.9	50.5	70.7	
Wrong	7.5	13.4	21.7	21.2	15.3	
A little bit wrong	3.4	6.3	13.8	17.3	9.4	
Not wrong at all	0.4	3.4	6.5	11.0	4.7	
N of Valid	465	447	428	283	1623	
N of Miss	34	33	26	11	104	

Table 179: How wrong would most adults (over 21) in your neighborhood think it is for kids your age: to smoke cigarettes?

Response	6	8	10	12	Total	
Very wrong	87.0	75.3	59.7	47.0	69.6	
Wrong	7.8	13.8	21.4	23.3	15.8	
A little bit wrong	3.9	7.3	11.0	15.2	8.7	
Not wrong at all	1.3	3.6	7.9	14.5	6.0	
N of Valid	463	449	429	283	1624	
N of Miss	36	31	25	11	103	

Table 180: How much do each of the following statements describe your neighborhood? crime and/or drug selling

Response	6	8	10	12	Total	
NO!	82.9	74.7	64.9	66.5	73.0	
no	12.0	16.4	20.5	23.5	17.5	
yes	4.2	6.7	10.8	8.9	7.5	
YES!	0.9	2.2	3.8	1.1	2.1	
N of Valid	457	446	425	281	1609	
N of Miss	42	34	29	13	118	

Table 181: How much do each of the following statements describe your neighborhood? fights





Response	6	8	10	12	Total	
NO!	69.6	66.8	61.8	64.6	65.9	
no	16.2	19.9	25.3	25.0	21.2	
yes	10.5	9.5	9.1	9.6	9.7	
YES!	3.7	3.8	3.7	0.7	3.2	
N of Valid	457	443	427	280	1607	
N of Miss	42	37	27	14	120	

Table 182: How much do each of the following statements describe your neighborhood? lots of empty or abandoned buildings





Response	6	8	10	12	Total	
NO!	74.6	70.0	65.1	63.7	68.9	
no	13.8	21.2	26.2	28.8	21.8	
yes	7.9	7.9	6.6	5.7	7.2	
YES!	3.7	0.9	2.1	1.8	2.2	
N of Valid	457	443	427	281	1608	
N of Miss	42	37	27	13	119	

Table 183: How much do each of the following statements describe your neighborhood? lots of graffiti





Response	6	8	10	12	Total	
NO!	81.0	78.0	73.6	75.4	77.2	
no	13.5	18.1	21.9	21.8	18.4	
yes	5.1	2.9	3.3	2.9	3.6	
YES!	0.4	0.9	1.2	0.0	0.7	
N of Valid	452	441	421	280	1594	
N of Miss	47	39	33	14	133	

Table 184: I feel safe in my neighborhood.

Response	6	8	10	12	Total
NO!	8.2	5.6	4.2	5.4	5.9
no	7.2	6.2	8.7	5.4	7.0
yes	25.8	28.7	35.1	40.0	31.5
YES!	58.8	59.5	51.9	49.3	55.5
N of Valid	461	449	424	280	1614
N of Miss	38	31	30	14	113

Table 185: If a kid smoked marijuana in your neighborhood would he or she be caught by the police?

Response	6	8	10	12	Total
NO!	10.8	13.8	19.6	26.8	16.8
no	15.7	28.6	41.0	38.6	30.0
yes	34.7	32.3	25.5	23.9	29.7
YES!	38.7	25.3	13.9	10.7	23.5
N of Valid	452	434	424	280	1590
N of Miss	47	46	30	14	137

Table 186: If a kid drank some beer, wine or hard liquor (for example, vodka, whiskey, or gin) in your neighborhood would he or she be caught by the police?

Response	6	8	10	12	Total
NO!	11.1	16.9	26.0	30.4	20.1
no	24.9	35.5	46.3	41.4	36.4
yes	31.6	27.2	17.3	19.6	24.5
YES!	32.4	20.4	10.4	8.6	19.1
N of Valid	450	437	423	280	1590
N of Miss	49	43	31	14	137

Table 187: If a kid carried a handgun in your neighborhood would he or she be caught by the police?





Response	6	8	10	12	Total	
NO!	11.2	13.3	18.0	22.1	15.5	
no	15.1	23.3	32.7	26.8	24.1	
yes	28.8	29.3	25.1	30.7	28.3	
YES!	44.9	34.1	24.2	20.4	32.1	
N of Valid	445	437	422	280	1584	
N of Miss	54	43	32	14	143	

Table 188: If you wanted to get some cigarettes, how easy would it be for you to get some?





Response	6	8	10	12	Total	
Very hard	79.4	55.1	30.7	20.3	49.1	
Sort of hard	9.8	15.4	12.9	10.7	12.4	
Sort of easy	7.3	15.4	24.7	17.8	16.1	
Very easy	3.4	14.1	31.7	51.2	22.4	
N of Valid	437	434	417	281	1569	
N of Miss	62	46	37	13	158	

Table 189: If you wanted to get some beer, wine or hard liquor (for example, vodka, whiskey, or gin), how easy would it be for you to get some?





Response	6	8	10	12	Total	
Very hard	81.4	55.1	25.4	21.2	48.4	
Sort of hard	10.1	15.9	16.1	16.6	14.5	
Sort of easy	4.6	16.1	25.7	26.5	17.3	
Very easy	3.9	12.9	32.9	35.7	19.8	
N of Valid	436	434	417	283	1570	
N of Miss	63	46	37	11	157	

Table 190: If you wanted to get a drug like cocaine, LSD, or amphetamines, how easy would it be for you to get some?





Response	6	8	10	12	Total	
Very hard	95.4	83.8	64.6	61.8	77.9	
Sort of hard	3.2	8.5	17.7	20.1	11.6	
Sort of easy	1.2	4.6	8.9	9.9	5.7	
Very easy	0.2	3.0	8.9	8.1	4.7	
N of Valid	434	433	418	283	1568	
N of Miss	65	47	36	11	159	

Table 191: If you wanted to get a handgun, how easy would it be for you to get one?





Response	6	8	10	12	Total	
Very hard	79.8	62.1	53.1	47.9	62.1	
Sort of hard	9.0	13.9	16.2	16.3	13.6	
Sort of easy	6.7	11.1	12.8	16.0	11.2	
Very easy	4.6	12.9	17.9	19.9	13.2	
N of Valid	435	433	414	282	1564	
N of Miss	64	47	40	12	163	

Table 192: If you wanted to get some marijuana, how easy would it be for you to get some?





Response	6	8	10	12	Total	
Very hard	93.7	75.5	40.8	35.2	64.0	
Sort of hard	3.9	9.3	12.3	13.2	9.3	
Sort of easy	1.2	6.8	17.1	19.9	10.4	
Very easy	1.2	8.4	29.7	31.7	16.3	
N of Valid	431	428	414	281	1554	
N of Miss	68	52	40	13	173	

Table 193: If you wanted to get prescription drugs for the purpose of getting high, how easy would it be for you to get some?





Response	6	8	10	12	Total	
Very hard	87.8	70.7	44.4	39.3	62.8	
Sort of hard	6.0	8.1	15.3	16.4	10.9	
Sort of easy	3.2	10.4	16.8	20.0	11.8	
Very easy	3.0	10.8	23.5	24.3	14.4	
N of Valid	434	434	417	280	1565	
N of Miss	65	46	37	14	162	

Table 194: If you wanted to get synthetic marijuana such as K2 or chemical products such as bath salts to get high, how easy would it be for you to get some?





Response	6	8	10	12	Total	
Very hard	94.5	83.8	62.8	51.9	75.5	
Sort of hard	3.0	5.8	14.4	18.7	9.6	
Sort of easy	0.7	5.1	10.8	12.4	6.7	
Very easy	1.8	5.3	12.0	17.0	8.2	
N of Valid	436	433	417	283	1569	
N of Miss	63	47	37	11	158	

Table 195: If you wanted to get steroids to enhance athletic performance, how easy would it be for you to get some?





Response	6	8	10	12	Total	
Very hard	92.7	84.5	63.5	57.4	76.3	
Sort of hard	5.0	7.9	16.6	20.6	11.7	
Sort of easy	0.9	4.2	10.3	12.4	6.4	
Very easy	1.4	3.5	9.6	9.6	5.6	
N of Valid	436	431	416	282	1565	
N of Miss	63	49	38	12	162	

Table 196: During the past 12 months, have you participated in any alcohol prevention programs or seen any alcohol prevention messages in your school or community? Yes, a school-based program focused on preventing underage drinking and/or drinking and driving.



Response	6	8	10	12	Total	
No	64.7	72.9	83.7	86.1	75.6	
Yes	35.3	27.1	16.3	13.9	24.4	
N of Valid	499	480	454	294	1727	
N of Miss	0	0	0	0	0	

Table 197: During the past 12 months, have you participated in any alcohol prevention programs or seen any alcohol prevention messages in your school or community? Yes, a community-based program focused on preventing underage drinking and/or drinking and driving (for example, through your church or temple or through youth groups like Boys and Girls Club or 4-H).



Response	6	8	10	12	Total	
No	84.4	92.1	93.8	94.6	90.7	
Yes	15.6	7.9	6.2	5.4	9.3	
N of Valid	499	480	454	294	1727	
N of Miss	0	0	0	0	0	

Table 198: During the past 12 months, have you participated in any alcohol prevention programs or seen any alcohol prevention messages in your school or community? Yes, a media campaign addressing underage drinking and/or drinking and driving (for example, newspaper ads, posters, pamphlets, radio, TV).



Response	6	8	10	12	Total	
No	87.0	90.4	86.6	91.2	88.5	
Yes	13.0	9.6	13.4	8.8	11.5	
N of Valid	499	480	454	294	1727	
N of Miss	0	0	0	0	0	

Table 199: During the past 12 months, have you participated in any alcohol prevention programs or seen any alcohol prevention messages in your school or community? No



Response	6	8	10	12	Total	
No	56.5	46.0	34.8	26.5	42.8	
Yes	43.5	54.0	65.2	73.5	57.2	
N of Valid	499	480	454	294	1727	
N of Miss	0	0	0	0	0	

Table 200: How wrong do your parents feel it would be for YOU to: drink beer, wine or hard liquor (for example, vodka, whiskey or gin) regularly?





Response	6	8	10	12	Total	
Very wrong	94.8	88.2	79.6	77.1	85.9	
Wrong	4.1	8.2	12.6	14.3	9.2	
A little bit wrong	0.7	2.9	5.5	6.4	3.6	
Not wrong at all	0.4	0.7	2.4	2.1	1.3	
N of Valid	461	441	422	280	1604	
N of Miss	38	39	32	14	123	

Table 201: How wrong do your parents feel it would be for YOU to: smoke tobacco?





Response	6	8	10	12	Total	
Very wrong	96.1	91.2	83.6	75.4	87.8	
Wrong	3.0	5.9	9.7	12.1	7.2	
A little bit wrong	0.7	2.3	4.0	8.2	3.3	
Not wrong at all	0.2	0.7	2.6	4.3	1.7	
N of Valid	460	441	422	281	1604	
N of Miss	39	39	32	13	123	

Table 202: How wrong do your parents feel it would be for YOU to: smoke marijuana?





Response	6	8	10	12	Total	
Very wrong	98.5	93.6	82.9	81.1	90.0	
Wrong	0.9	3.2	9.2	9.3	5.2	
A little bit wrong	0.4	2.3	3.6	7.1	2.9	
Not wrong at all	0.2	0.9	4.3	2.5	1.9	
N of Valid	455	440	422	281	1598	
N of Miss	44	40	32	13	129	

Table 203: How wrong do your parents feel it would be for YOU to: use prescription drugs not prescribed to you?





Response	6	8	10	12	Total	
Very wrong	96.7	93.9	89.3	89.0	92.6	
Wrong	2.4	4.8	6.6	9.6	5.4	
A little bit wrong	0.7	1.4	2.6	1.1	1.4	
Not wrong at all	0.2	0.0	1.4	0.4	0.5	
N of Valid	456	441	422	281	1600	
N of Miss	43	39	32	13	127	

Table 204: How wrong do your parents feel it would be for YOU to: steal something worth more than \$5?





Response	6	8	10	12	Total	
Very wrong	88.5	86.5	84.3	86.4	86.5	
Wrong	8.1	10.3	12.4	11.4	10.4	
A little bit wrong	2.6	2.7	2.1	1.8	2.4	
Not wrong at all	0.7	0.5	1.2	0.4	0.7	
N of Valid	454	437	421	280	1592	
N of Miss	45	43	33	14	135	

Table 205: How wrong do your parents feel it would be for YOU to: draw graffiti, write things, or draw pictures on buildings or other property (without the owner's permission)?





Response	6	8	10	12	Total	
Very wrong	92.3	90.2	85.7	84.7	88.6	
Wrong	7.1	7.5	10.0	11.4	8.7	
A little bit wrong	0.4	2.1	3.3	2.8	2.1	
Not wrong at all	0.2	0.2	1.0	1.1	0.6	
N of Valid	452	438	421	281	1592	
N of Miss	47	42	33	13	135	

Table 206: How wrong do your parents feel it would be for YOU to: pick a fight with someone?





Response	6	8	10	12	Total	
Very wrong	78.4	68.3	64.4	68.8	70.2	
Wrong	14.8	20.3	18.3	19.5	18.1	
A little bit wrong	5.4	8.9	14.3	8.9	9.3	
Not wrong at all	1.3	2.5	3.1	2.8	2.4	
N of Valid	459	438	421	282	1600	
N of Miss	40	42	33	12	127	

Table 207: During the past 12 months, have you talked with at least one of your parents about the dangers of underage drinking and/or drinking and driving? By parents, we mean either your biological parents, adoptive parents, stepparents, or adult guardians - whether or not they live with you.



Response	6	8	10	12	Total	
No	43.0	54.7	54.4	58.9	52.1	
Yes	57.0	45.3	45.6	41.1	47.9	
N of Valid	433	428	408	275	1544	
N of Miss	66	52	46	19	183	

Table 208: The rules in my family are clear.





Response	6	8	10	12	Total	
NO!	2.6	2.5	1.9	3.9	2.6	
no	4.4	3.9	9.4	6.8	6.0	
yes	23.3	32.9	36.5	37.0	31.8	
YES!	69.7	60.7	52.2	52.3	59.6	
N of Valid	455	435	414	281	1585	
N of Miss	44	45	40	13	142	

Table 209: People in my family often insult or yell at each other.

Response	6	8	10	12	Total	
NO!	40.0	36.3	24.7	28.7	33.0	
no	37.4	39.1	40.6	42.9	39.7	
yes	15.9	17.0	24.4	17.0	18.6	
YES!	6.6	7.7	10.3	11.3	8.7	
N of Valid	452	430	409	282	1573	
N of Miss	47	50	45	12	154	

Table 210: When I am not at home, one of my parents knows where I am and who I am with.

Response	6	8	10	12	Total	
NO!	3.8	3.0	2.0	5.3	3.4	
no	2.2	4.2	6.6	9.6	5.2	
yes	18.4	26.7	35.4	40.2	29.0	
YES!	75.7	66.0	56.1	44.8	62.4	
N of Valid	452	430	410	281	1573	
N of Miss	47	50	44	13	154	

Table 211: We argue about the same things in my family over and over.

Response	6	8	10	12	Total	
NO!	43.4	28.4	19.8	19.2	28.8	
no	32.1	38.7	38.5	41.6	37.3	
yes	16.9	23.1	29.0	26.0	23.4	
YES!	7.6	9.8	12.7	13.2	10.5	
N of Valid	449	429	410	281	1569	
N of Miss	50	51	44	13	158	

Table 212: If you drank some beer or wine or liquor (for example, vodka, whiskey, or gin) without your parents' permission, would you be caught by your parents?

Response	6	8	10	12	Total
NO!	8.4	7.5	11.2	16.3	10.3
no	3.8	14.6	28.9	31.9	18.4
yes	9.1	18.4	24.0	26.6	18.7
YES!	78.7	59.4	35.9	25.2	52.6
N of Valid	450	424	412	282	1568
N of Miss	49	56	42	12	159

Table 213: My family has clear rules about alcohol and drug use.

Response	6	8	10	12	Total
NO!	4.7	3.5	3.2	5.3	4.1
no	4.3	8.2	10.2	9.6	7.9
yes	12.4	18.0	28.3	35.2	22.2
YES!	78.7	70.3	58.3	49.8	65.9
N of Valid	445	428	410	281	1564
N of Miss	54	52	44	13	163

Table 214: If you carried a handgun without your parents' permission, would you be caught by your parents?

Response	6	8	10	12	Total
NO!	5.1	5.0	6.1	7.2	5.7
no	2.2	7.5	11.0	15.4	8.3
yes	7.4	21.5	24.4	29.7	19.7
YES!	85.2	66.0	58.5	47.7	66.3
N of Valid	447	424	410	279	1560
N of Miss	52	56	44	15	167

Table 215: If you skipped school would you be caught by your parents?

Response	6	8	10	12	Total	
NO!	4.0	4.9	4.4	9.6	5.4	
no	2.9	9.1	15.6	20.3	11.0	
yes	12.3	21.7	28.3	35.9	23.3	
YES!	80.8	64.3	51.7	34.2	60.3	
N of Valid	448	428	410	281	1567	
N of Miss	51	52	44	13	160	

Table 216: My parents ask if I've gotten my homework done.

Response	6	8	10	12	Total	
NO!	2.7	5.9	9.1	14.3	7.3	
no	6.3	14.8	18.8	24.4	15.1	
yes	23.0	27.7	31.4	30.8	27.9	
YES!	68.0	51.6	40.7	30.5	49.7	
N of Valid	447	426	405	279	1557	
N of Miss	52	54	49	15	170	

Table 217: People in my family have serious arguments.

Response	6	8	10	12	Total	
NO!	49.2	38.6	27.0	28.1	36.7	
no	28.2	37.5	44.7	38.1	36.8	
yes	13.2	14.5	17.4	20.6	16.0	
YES!	9.4	9.4	10.8	13.2	10.4	
N of Valid	447	427	407	281	1562	
N of Miss	52	53	47	13	165	

Table 218: Would your parents know if you did not come home on time?

Response	6	8	10	12	Total	
NO!	4.5	4.0	4.7	6.0	4.7	
no	4.7	10.3	10.8	14.9	9.7	
yes	18.9	26.0	34.0	35.6	27.8	
YES!	71.9	59.7	50.5	43.4	57.9	
N of Valid	449	427	406	281	1563	
N of Miss	50	53	48	13	164	

Table 219: Have any of your brothers or sisters ever: drunk beer, wine or hard liquor (for example, vodka, whiskey or gin)?

Response	6	8	10	12	Total	
No	83.4	65.6	52.3	46.4	63.8	
Yes	13.9	31.5	43.3	49.3	32.7	
I don't have any brothers or sisters	2.7	2.9	4.4	4.3	3.5	
N of Valid	447	419	409	280	1555	
N of Miss	52	61	45	14	172	

Table 220: Have any of your brothers or sisters ever: smoked marijuana?

Response	6	8	10	12	Total	
No	94.0	83.8	70.4	61.8	79.3	
Yes	3.3	13.1	25.1	32.9	17.0	
I don't have any brothers or sisters	2.7	3.1	4.4	5.4	3.7	
N of Valid	449	419	406	280	1554	
N of Miss	50	61	48	14	173	

Table 221: Have any of your brothers or sisters ever: smoked cigarettes?

Response	6	8	10	12	Total	
No	82.1	73.0	63.0	56.4	70.0	
Yes	14.7	23.7	32.3	38.2	26.0	
I don't have any brothers or sisters	3.1	3.3	4.7	5.4	4.0	
N of Valid	448	418	405	280	1551	
N of Miss	51	62	49	14	176	

Table 222: Have any of your brothers or sisters ever: taken a handgun to school?




Response	6	8	10	12	Total	
No	96.6	95.5	94.8	93.9	95.4	
Yes	0.5	1.4	0.7	1.1	0.9	
I don't have any brothers or sisters	2.9	3.1	4.4	5.0	3.7	
N of Valid	444	418	407	280	1549	
N of Miss	55	62	47	14	178	

Table 223: Have any of your brothers or sisters ever: been suspended or expelled from school?




Response	6	8	10	12	Total	
No	84.9	76.0	71.7	69.6	76.3	
Yes	12.0	20.9	23.8	25.4	19.9	
I don't have any brothers or sisters	3.2	3.1	4.4	5.0	3.8	
N of Valid	443	416	407	280	1546	
N of Miss	56	64	47	14	181	

Table 224: Have you changed homes in the past year (the last 12 months)?



Response	6	8	10	12	Total	
No	74.7	74.9	82.1	79.1	77.5	
Yes	25.3	25.1	17.9	20.9	22.5	
N of Valid	455	422	408	278	1563	
N of Miss	44	58	46	16	164	

Table 225: How many times have you changed homes since kindergarten?






Response	6	8	10	12	Total	
Never	42.2	33.0	30.3	30.6	34.6	
1 or 2 times	28.2	32.5	31.3	32.4	30.9	
3 or 4 times	15.8	15.8	20.0	17.8	17.2	
5 or 6 times	6.6	7.2	7.6	10.0	7.6	
7 or more times	7.2	11.5	10.8	9.3	9.7	
N of Valid	457	418	406	281	1562	
N of Miss	42	62	48	13	165	

Table 226: Have you changed schools (including changing from elementary to middle and middle to high school) in the past year?



Response	6	8	10	12	Total	
No	33.6	72.9	38.6	82.9	54.4	
Yes	66.4	27.1	61.4	17.1	45.6	
N of Valid	449	414	404	280	1547	
N of Miss	50	66	50	14	180	

Table 227: How many times have you changed schools since kindergarten (including changing from elementary to middle and middle to high school)?






Response	6	8	10	12	Total	
Never	21.8	15.7	15.3	20.9	18.3	
1 or 2 times	52.2	41.3	14.9	18.1	33.4	
3 or 4 times	17.0	27.5	35.4	36.9	28.2	
5 or 6 times	4.6	8.2	23.3	16.0	12.5	
7 or more times	4.4	7.2	11.1	8.2	7.6	
N of Valid	454	414	404	282	1554	
N of Miss	45	66	50	12	173	

Table 228: Has anyone in your family ever had severe alcohol or drug problems?



Response	6	8	10	12	Total	
No	73.7	68.6	56.7	53.8	64.3	
Yes	26.3	31.4	43.3	46.2	35.7	
N of Valid	453	414	404	277	1548	
N of Miss	46	66	50	17	179	

Table 229: About how many adults (over 21) have you known personally who in the past year have: used marijuana, crack, cocaine, or other drugs?






Response	6	8	10	12	Total	
0	84.0	72.7	53.0	54.9	67.7	
1	10.0	13.3	19.9	15.5	14.4	
2	3.3	8.0	10.9	9.7	7.7	
03/04/13	2.0	2.7	8.7	8.7	5.1	
5	0.7	3.4	7.5	11.2	5.1	
N of Valid	451	414	402	277	1544	
N of Miss	48	66	52	17	183	

Table 230: About how many adults (over 21) have you known personally who in the past year have: sold or dealt drugs?






Response	6	8	10	12	Total	
0	90.6	81.9	68.6	69.1	78.6	
1	7.1	9.4	14.6	12.9	10.7	
2	0.7	4.1	6.9	5.8	4.1	
03/04/13	1.1	2.7	6.2	5.8	3.7	
5	0.4	1.9	3.7	6.5	2.8	
N of Valid	449	414	404	278	1545	
N of Miss	50	66	50	16	182	

Table 231: About how many adults (over 21) have you known personally who in the past year have: done other things that could get them in trouble with the police, like stealing, selling stolen goods, mugging or assaulting others, etc.?






Response	6	8	10	12	Total	
0	86.8	77.4	67.1	71.0	76.3	
1	9.4	10.4	14.4	10.0	11.1	
2	1.6	5.1	7.4	5.4	4.7	
03/04/13	1.8	2.4	5.7	5.4	3.6	
5	0.4	4.6	5.4	8.2	4.3	
N of Valid	448	412	404	279	1543	
N of Miss	51	68	50	15	184	

Table 232: About how many adults (over 21) have you known personally who in the past year have: gotten drunk or high?






Response	6	8	10	12	Total	
0	64.7	52.5	33.3	34.6	47.8	
1	20.1	18.2	24.6	17.1	20.2	
2	5.8	13.8	8.2	10.4	9.4	
03/04/13	3.8	6.1	14.4	11.8	8.6	
5	5.6	9.4	19.6	26.1	14.0	
N of Valid	448	413	403	280	1544	
N of Miss	51	67	51	14	183	

Table 233: Have you seen or heard information about underage drinking in the past 12 months from the following sources? Radio



Response	6	8	10	12	Total	
No	63.2	57.1	55.9	56.4	58.4	
Yes	36.8	42.9	44.1	43.6	41.6	
N of Valid	456	415	408	282	1561	
N of Miss	43	65	46	12	166	

Table 234: Have you seen or heard information about underage drinking in the past 12 months from the following sources? TV.



Response	6	8	10	12	Total	
No	41.0	40.1	34.1	32.4	37.4	
Yes	59.0	59.9	65.9	67.6	62.6	
N of Valid	458	416	410	284	1568	
N of Miss	41	64	44	10	159	

Table 235: Have you seen or heard information about underage drinking in the past 12 months from the following sources? Print. This includes information on underage drinking you may have seen in the newspaper, on a billboard, in pamphlets, on stickers, etc.



Response	6	8	10	12	Total	
No	56.7	54.2	48.0	50.9	52.7	
Yes	43.3	45.8	52.0	49.1	47.3	
N of Valid	453	415	410	281	1559	
N of Miss	46	65	44	13	168	

Table 236: Have you seen or heard information about underage drinking in the past 12 months from the following sources? Website or social media? (Facebook, Myspace, website, etc.)



Response	6	8	10	12	Total	
No	60.6	56.0	44.1	45.6	52.3	
Yes	39.4	44.0	55.9	54.4	47.7	
N of Valid	449	416	410	281	1556	
N of Miss	50	64	44	13	171	

Table 237: The next questions ask about your opinions of the information you saw or heard. If you have seen or heard more than one ad, please think about your favorite ad when answering these questions. The information about underage drinking that I saw or heard was convincing.






Response	6	8	10	12	Total	
NO!	30.7	20.0	12.1	12.8	19.6	
no	8.5	12.9	18.5	22.0	14.8	
yes	13.3	22.9	32.3	34.8	24.9	
YES!	21.3	22.7	17.5	12.8	19.1	
I have not seen or heard any ads about underage drinking in the past 12 months.	26.1	21.5	19.5	17.7	21.6	
N of Valid	436	410	405	282	1533	
N of Miss	63	70	49	12	194	

Table 238: The next questions ask about your opinions of the information you saw or heard. If you have seen or heard more than one ad, please think about your favorite ad when answering these questions. The information about underage drinking that I saw or heard grabbed my attention.






Response	6	8	10	12	Total	
NO!	25.9	19.4	13.5	12.0	18.3	
no	13.0	19.4	20.4	26.5	19.2	
yes	14.6	19.4	26.1	32.2	22.2	
YES!	20.4	21.8	20.2	10.6	18.9	
I have not seen or heard any ads about underage drinking in the past 12 months.	26.1	20.1	19.7	18.7	21.4	
N of Valid	437	408	406	283	1534	
N of Miss	62	72	48	11	193	

Table 239: The next questions ask about your opinions of the information you saw or heard. If you have seen or heard more than one ad, please think about your favorite ad when answering these questions. The information about underage drinking that I saw or heard said something important to me.

Response	6	8	10	12	Total	
NO!	23.3	17.2	12.6	13.1	16.9	
no	8.3	19.7	21.9	29.7	18.9	
yes	13.8	19.4	26.6	28.6	21.4	
YES!	26.7	23.1	18.7	11.0	20.7	
I have not seen or heard any ads about underage drinking in the past 12 months.	27.9	20.6	20.2	17.7	22.0	
N of Valid	434	407	406	283	1530	
N of Miss	65	73	48	11	197	

Table 240: The next questions ask about your opinions of the information you saw or heard. If you have seen or heard more than one ad, please think about your favorite ad when answering these questions. Seeing or hearing this information about underage drinking made me want to stop or decrease my drinking.

Response	6	8	10	12	Total	
NO!	22.4	17.4	16.2	16.2	18.2	
no	5.5	11.7	15.4	27.7	14.1	
yes	5.0	13.0	18.0	21.2	13.7	
YES!	25.4	22.5	23.5	14.7	22.1	
I have not seen or heard any ads about underage drinking in the past 12 months.	41.6	35.5	26.8	20.1	31.9	
N of Valid	397	386	395	278	1456	
N of Miss	102	94	59	16	271	

Table 241: How honest were you in filling out this survey?

Response	6	8	10	12	Total	
I was very honest	86.5	83.4	81.4	80.4	83.2	
I was honest pretty much of the time	11.2	13.5	16.2	14.3	13.7	
I was honest some of the time	1.9	2.2	1.9	3.8	2.3	
I was honest once in a while	0.4	1.0	0.5	1.4	0.8	
I was not honest at all	0.0	0.0	0.0	0.0	0.0	
N of Valid	465	416	413	286	1580	
N of Miss	34	64	41	8	147	