

2012 APNA

Arkansas Prevention Needs Assessment Student Survey



Crawford County Tables

Arkansas Department of Human Services
Division of Behavioral Health Services
Prevention Services

Conducted by International Survey Associates dba Pride Surveys

Contents

1	INTRODUCTION	10
2	PERCENTAGE TABLES	15

List of Tables

1	Sex	16
2	Age	16
3	Are you Hispanic or Latino?	16
4	What is your race? Black or African American	17
5	What is your race? Asian	17
6	What is your race? American Indian	17
7	What is your race? Alaska Native	17
8	What is your race? White	18
9	What is your race? Native Hawaiian or Other Pacific Islander	18
10	What is your race? Other	18
11	What is the highest level of schooling completed by your mother or father?	19
12	Think of where you live most of the time. Which of the following people live there with you? Mother	19
13	Think of where you live most of the time. Which of the following people live there with you? Stepmother	19
14	Think of where you live most of the time. Which of the following people live there with you? Foster Mother	20
15	Think of where you live most of the time. Which of the following people live there with you? Grandmother	20
16	Think of where you live most of the time. Which of the following people live there with you? Aunt	20
17	Think of where you live most of the time. Which of the following people live there with you? Father	20
18	Think of where you live most of the time. Which of the following people live there with you? Stepfather	21
19	Think of where you live most of the time. Which of the following people live there with you? Foster Father	21
20	Think of where you live most of the time. Which of the following people live there with you? Grandfather	21
21	Think of where you live most of the time. Which of the following people live there with you? Uncle	21
22	Think of where you live most of the time. Which of the following people live there with you? Other Adults	22
23	Think of where you live most of the time. Which of the following people live there with you? Brother(s)	22
24	Think of where you live most of the time. Which of the following people live there with you? Stepbrother(s)	22
25	Think of where you live most of the time. Which of the following people live there with you? Sister(s)	22
26	Think of where you live most of the time. Which of the following people live there with you? Stepsister(s)	23

27	Think of where you live most of the time. Which of the following people live there with you? Other Children	23
28	In my school, students have lots of chances to help decide things like class activities and rules.	23
29	Teachers ask me to work on special classroom projects.	23
30	My teacher(s) notices when I am doing a good job and lets me know about it.	24
31	There are lots of chances for students in my school to get involved in sports, clubs, and other school activities outside of class.	24
32	There are lots of chances for students in my school to talk with a teacher one-on-one.	24
33	I feel safe at my school.	25
34	The school lets my parents know when I have done something well.	25
35	My teachers praise me when I work hard in school.	25
36	Are your school grades better than the grades of most students in your class?	26
37	I have lots of chances to be part of class discussions or activities.	26
38	Now thinking back over the past year in school, how often did you: enjoy being in school?	26
39	Now thinking back over the past year in school, how often did you: hate being in school?	27
40	Now thinking back over the past year in school, how often did you: try to do your best work in school?	27
41	How often do you feel that the school work you are assigned is meaningful and important?	27
42	Putting them all together, what were your grades like last year?	28
43	How important do you think the things you are learning in school are going to be for your later life?	28
44	How interesting are most of your courses to you?	28
45	During the LAST FOUR WEEKS how many whole days of school have you missed because you skipped or 'cut'?	29
46	What are the chances you would be seen as cool if you: smoked cigarettes?	29
47	What are the chances you would be seen as cool if you: worked hard at school?	29
48	What are the chances you would be seen as cool if you: began drinking alcoholic beverages regularly, that is, at least once or twice a month?	30
49	What are the chances you would be seen as cool if you: defended someone who was being verbally abused at school?	30
50	What are the chances you would be seen as cool if you: smoked marijuana?	30
51	What are the chances you would be seen as cool if you: carried a handgun?	31

52	Think of your four best friends (the friends you feel closest to). In the past year (12 months), how many of your best friends have: participated in clubs, organizations or activities at school?	31
53	Think of your four best friends (the friends you feel closest to). In the past year (12 months), how many of your best friends have: smoked cigarettes?	31
54	Think of your four best friends (the friends you feel closest to). In the past year (12 months), how many of your best friends have: tried beer, wine or hard liquor (for example, vodka, whiskey, or gin) when their parents didn't know about it?	32
55	Think of your four best friends (the friends you feel closest to). In the past year (12 months), how many of your best friends have: made a commitment to stay drug-free?	32
56	Think of your four best friends (the friends you feel closest to). In the past year (12 months), how many of your best friends have: used marijuana?	32
57	Think of your four best friends (the friends you feel closest to). In the past year (12 months), how many of your best friends have: used prescription drugs or non-prescription drugs for the purposes of getting high?	33
58	Think of your four best friends (the friends you feel closest to). In the past year (12 months), how many of your best friends have: used synthetic marijuana (K2, spice) or bath salts?	33
59	Think of your four best friends (the friends you feel closest to). In the past year (12 months), how many of your best friends have: used LSD, cocaine, amphetamines, or other illegal drugs?	33
60	Think of your four best friends (the friends you feel closest to). In the past year (12 months), how many of your best friends have: tried to do well in school?	34
61	Think of your four best friends (the friends you feel closest to). In the past year (12 months), how many of your best friends have: been suspended from school?	34
62	Think of your four best friends (the friends you feel closest to). In the past year (12 months), how many of your best friends have: liked school?	34
63	Think of your four best friends (the friends you feel closest to). In the past year (12 months), how many of your best friends have: carried a handgun?	35
64	Think of your four best friends (the friends you feel closest to). In the past year (12 months), how many of your best friends have: sold illegal drugs?	35
65	Think of your four best friends (the friends you feel closest to). In the past year (12 months), how many of your best friends have: regularly attended religious services?	35

66	Think of your four best friends (the friends you feel closest to). In the past year (12 months), how many of your best friends have: stolen or tried to steal a motor vehicle such as a car or motorcycle?	36
67	Think of your four best friends (the friends you feel closest to). In the past year (12 months), how many of your best friends have: been arrested?	36
68	Think of your four best friends (the friends you feel closest to). In the past year (12 months), how many of your best friends have: dropped out of school?	36
69	Think of your four best friends (the friends you feel closest to). In the past year (12 months), how many of your best friends have: been members of a gang?	37
70	How old were you when you first: smoked marijuana?	37
71	How old were you when you first: smoked a cigarette, even just a puff?	38
72	How old were you when you first: had more than a sip or two of beer, wine or hard liquor (for example, vodka, whiskey, or gin)?	38
73	How old were you when you first: began drinking alcoholic beverages regularly, that is, at least once or twice a month?	39
74	How old were you when you first: used Daztrex?	39
75	How old were you when you first: got suspended from school?	40
76	How old were you when you first: got arrested?	40
77	How old were you when you first: carried a handgun?	41
78	How old were you when you first: attacked someone with the idea of seriously hurting them?	41
79	How old were you when you first: belonged to a gang?	42
80	How wrong do you think it is for someone your age to: take a handgun to school?	42
81	How wrong do you think it is for someone your age to: steal anything worth more than \$5?	42
82	How wrong do you think it is for someone your age to: pick a fight with someone?	43
83	How wrong do you think it is for someone your age to: attack someone with the idea of seriously hurting them?	43
84	How wrong do you think it is for someone your age to: stay away from school all day when their parents think they are at school?	43
85	How wrong do you think it is for someone your age to: drink beer, wine or hard liquor (for example, vodka, whiskey, or gin) regularly?	44
86	How wrong do you think it is for someone your age to: smoke cigarettes?	44
87	How wrong do you think it is for someone your age to: smoke marijuana?	44
88	How wrong do you think it is for someone your age to: use prescription drugs or non-prescription drugs for the purpose of getting high?	45

89	How wrong do you think it is for someone your age to: use synthetic marijuana (K2, spice) or bath salts?	45
90	How wrong do you think it is for someone your age to: use LSD, cocaine, amphetamines or another illegal drug?	45
91	At school during the past 12 months, did you receive help from the resource teacher, speech therapist or other special education teacher?	46
92	How many times in the past year (12 months) have you: been suspended from school?	46
93	How many times in the past year (12 months) have you: carried a handgun?	46
94	How many times in the past year (12 months) have you: sold illegal drugs?	47
95	How many times in the past year (12 months) have you: stolen or tried to steal a motor vehicle such as a car or motorcycle?	47
96	How many times in the past year (12 months) have you: participated in clubs, organizations or activities at school?	48
97	How many times in the past year (12 months) have you: been arrested?	48
98	How many times in the past year (12 months) have you: attacked someone with the idea of seriously hurting them?	49
99	How many times in the past year (12 months) have you: been drunk or high at school?	49
100	How many times in the past year (12 months) have you: taken a handgun to school?	50
101	Are you currently on probation, or assigned a probation officer with Juvenile Court?	50
102	Have you ever belonged to a gang?	50
103	If you have ever belonged to a gang, did that gang have a name?	51
104	You are at a party at someone's house, and one of your friends offers you a drink containing alcohol. What would you say or do?	51
105	How often do you attend religious services or activities?	51
106	I think sometimes it's okay to cheat at school.	52
107	It is important to think before you act.	52
108	Sometimes I think that life is not worth it.	52
109	At times I think I am no good at all.	53
110	All in all, I am inclined to think that I am a failure.	53
111	In the past year, have you felt depressed or sad MOST days, even if you felt okay sometimes?	53
112	It is all right to beat up people if they start the fight.	54
113	I think it is okay to take something without asking if you can get away with it.	54
114	Where do you get the most information about living a drug and alcohol free life? Parents/guardians	54
115	Where do you get the most information about living a drug and alcohol free life? Friends	55

116	Where do you get the most information about living a drug and alcohol free life? Family members	55
117	Where do you get the most information about living a drug and alcohol free life? School	55
118	Where do you get the most information about living a drug and alcohol free life? Internet	56
119	Where do you get the most information about living a drug and alcohol free life? TV	56
120	Where do you get the most information about living a drug and alcohol free life? Social media	56
121	How much do you think people risk harming themselves (physically or in other ways) if they: smoked one or more packs of cigarettes per day?	57
122	How much do you think people risk harming themselves (physically or in other ways) if they: try marijuana once or twice?	57
123	How much do you think people risk harming themselves (physically or in other ways) if they: smoke marijuana once or twice a week?	57
124	How much do you think people risk harming themselves (physically or in other ways) if they: take one or two drinks of an alcoholic beverage (beer, wine, liquor) nearly every day?	58
125	How much do you think people risk harming themselves (physically or in other ways) if they: have five or more drinks of an alcoholic beverage once or twice each weekend?	58
126	How much do you think people risk harming themselves (physically or in other ways) if they: use prescription drugs that are not prescribed to them?	58
127	How much do you think people risk harming themselves (physically or in other ways) if they: use non-prescription drugs to get high?	59
128	Have you ever used smokeless tobacco (chew, snuff, plug, dipping tobacco, or chewing tobacco)?	59
129	How often have you taken smokeless tobacco during the past 30 days?	59
130	Have you ever smoked cigarettes?	60
131	How frequently have you smoked cigarettes during the past 30 days?	60
132	Which statement best describes rules about smoking inside your home?	60
133	Which statement best describes rules about smoking in your family cars?	61
134	During this school year, were you taught in any of your classes about the dangers of tobacco use?	61
135	During the past 12 months, have you participated in any community activities to discourage people your age from using cigarettes, chewing tobacco, snuff, dip or cigars?	61
136	Think back over the last two weeks. How many times have you had five or more alcoholic drinks in a row?	62

137	During the past 30 days, how many times did you ride in a car or other vehicle driven by someone who had been drinking alcohol or using drugs to get high?	62
138	During the past 30 days, how many times did you drive a car or other vehicle when you had been drinking alcohol or using drugs to get high?	62
139	If you drank alcohol (not just a sip or taste) in the past year, how did you usually get it?	63
140	If you drank alcohol (not just a sip or taste) in the past year, where did you usually drink it?	63
141	How do you feel about someone your age having one or two drinks of an alcoholic beverage nearly every day?	64
142	On how many occasions have you had alcoholic beverages (beer, wine or hard liquor) to drink in your lifetime - more than just a few sips?	64
143	On how many occasions have you drunk one of more drinks of an alcoholic beverage during the past 30 days?	64
144	On how many occasions have you used marijuana (grass, pot) or hashish (hash, hash oil) in your lifetime?	65
145	On how many occasions have you used marijuana (grass, pot) or hashish (hash, hash oil) during the past 30 days?	65
146	On how many occasions have you used LSD or other psychedelics in your lifetime?	65
147	On how many occasions have you used LSD or other psychedelics during the past 30 days?	66
148	On how many occasions have you used cocaine or crack in your lifetime?	66
149	On how many occasions have you used cocaine or crack during the past 30 days?	66
150	On how many occasions have you sniffed glue, breathed the contents of an aerosol spray can, or inhaled other gases or sprays, in order to get high in your lifetime?	67
151	On how many occasions have you sniffed glue, breathed the contents of an aerosol spray can, or inhaled other gases or sprays, in order to get high during the past 30 days?	67
152	On how many occasions have you used Daztrex in your lifetime?	68
153	On how many occasions have you used Daztrex during the past 30 days?	68
154	On how many occasions have you used synthetic marijuana in your lifetime?	68
155	On how many occasions have you used synthetic marijuana during the past 30 days?	69
156	On how many occasions have you used methamphetamines (meth, speed, crank, crystal meth) in your lifetime?	69

157	On how many occasions have you used methamphetamines (meth, speed, crank, crystal meth) in the past 30 days?	69
158	On how many occasions have you used other chemical products (bath salts, plant food, etc.) in your lifetime?	70
159	On how many occasions have you used other chemical products (bath salts, plant food, etc.) during the past 30 days?	70
160	On how many occasions have you used heroin or other opiates in your lifetime?	70
161	On how many occasions have you used heroin or other opiates during the past 30 days?	71
162	On how many occasions have you used MDMA ('X', 'E', or ecstasy) in your lifetime?	71
163	On how many occasions have you used MDMA ('X', 'E', or ecstasy) during the past 30 days?	71
164	On how many occasions have you taken prescription drugs (such as Valium, Xanax, Ritalin, Adderall, OxyContin, Darvocet, or sleeping pills) not prescribed to you in your lifetime?	72
165	On how many occasions have you taken prescription drugs (such as Valium, Xanax, Ritalin, Adderall, OxyContin, Darvocet, or sleeping pills) not prescribed to you during the past 30 days?	72
166	On how many occasions have you taken non-prescription medicines such as diet pills (for example, Dietac, Dexatrim or Prolamine), stay-awake pills (for example No-Doz, Vivarin, or Wake), or cough or cold medicines (robos, DXM, etc.) to get high in your lifetime?	73
167	On how many occasions have you taken non-prescription medicines such as diet pills (for example, Dietac, Dexatrim or Prolamine), stay-awake pills (for example No-Doz, Vivarin, or Wake), or cough or cold medicines (robos, DXM, etc.) to get high during the past 30 days?	73
168	On how many occasions have you been drunk or very high from drinking alcoholic beverages during the past 30 days?	74
169	On how many occasions have you drunk flavored alcoholic beverages, sometimes called 'alcopops' (like Mike's Hard Lemonade, Smirnoff Ice, Bacardi Breezers, etc.) in your lifetime?	74
170	On how many occasions have you drunk flavored alcoholic beverages, sometimes called 'alcopops' (like Mike's Hard Lemonade, Smirnoff Ice, Bacardi Breezers, etc.) during the past 30 days?	75
171	If you used prescription drugs or over the counter drugs without a doctor telling you to use it or for the purpose of getting high, where did you get these drugs?	75
172	During the last month, about how many marijuana cigarettes, or the equivalent, did you smoke a day, on the average?	76
173	How wrong do your friends feel it would be for YOU to: drink alcohol?	76
174	How wrong do your friends feel it would be for YOU to: smoke tobacco?	76

175	How wrong do your friends feel it would be for YOU to: smoke marijuana?	77
176	How wrong do your friends feel it would be for YOU to: use prescription drugs not prescribed to you	77
177	How wrong would most adults (over 21) in your neighborhood think it is for kids your age: to use marijuana?	77
178	How wrong would most adults (over 21) in your neighborhood think it is for kids your age: to drink alcohol?	78
179	How wrong would most adults (over 21) in your neighborhood think it is for kids your age: to smoke cigarettes?	78
180	How much do each of the following statements describe your neighborhood? crime and/or drug selling	78
181	How much do each of the following statements describe your neighborhood? fights	79
182	How much do each of the following statements describe your neighborhood? lots of empty or abandoned buildings	79
183	How much do each of the following statements describe your neighborhood? lots of graffiti	79
184	I feel safe in my neighborhood.	80
185	If a kid smoked marijuana in your neighborhood would he or she be caught by the police?	80
186	If a kid drank some beer, wine or hard liquor (for example, vodka, whiskey, or gin) in your neighborhood would he or she be caught by the police?	80
187	If a kid carried a handgun in your neighborhood would he or she be caught by the police?	81
188	If you wanted to get some cigarettes, how easy would it be for you to get some?	81
189	If you wanted to get some beer, wine or hard liquor (for example, vodka, whiskey, or gin), how easy would it be for you to get some?	81
190	If you wanted to get a drug like cocaine, LSD, or amphetamines, how easy would it be for you to get some?	82
191	If you wanted to get a handgun, how easy would it be for you to get one?	82
192	If you wanted to get some marijuana, how easy would it be for you to get some?	82
193	If you wanted to get prescription drugs for the purpose of getting high, how easy would it be for you to get some?	83
194	If you wanted to get synthetic marijuana such as K2 or chemical products such as bath salts to get high, how easy would it be for you to get some?	83
195	If you wanted to get steroids to enhance athletic performance, how easy would it be for you to get some?	83

196	During the past 12 months, have you participated in any alcohol prevention programs or seen any alcohol prevention messages in your school or community? Yes, a school-based program focused on preventing underage drinking and/or drinking and driving. . . .	84
197	During the past 12 months, have you participated in any alcohol prevention programs or seen any alcohol prevention messages in your school or community? Yes, a community-based program focused on preventing underage drinking and/or drinking and driving (for example, through your church or temple or through youth groups like Boys and Girls Club or 4-H). . . .	84
198	During the past 12 months, have you participated in any alcohol prevention programs or seen any alcohol prevention messages in your school or community? Yes, a media campaign addressing underage drinking and/or drinking and driving (for example, newspaper ads, posters, pamphlets, radio, TV). . . .	84
199	During the past 12 months, have you participated in any alcohol prevention programs or seen any alcohol prevention messages in your school or community? No	84
200	How wrong do your parents feel it would be for YOU to: drink beer, wine or hard liquor (for example, vodka, whiskey or gin) regularly? .	85
201	How wrong do your parents feel it would be for YOU to: smoke tobacco?	85
202	How wrong do your parents feel it would be for YOU to: smoke marijuana?	85
203	How wrong do your parents feel it would be for YOU to: use prescription drugs not prescribed to you?	86
204	How wrong do your parents feel it would be for YOU to: steal something worth more than \$5?	86
205	How wrong do your parents feel it would be for YOU to: draw graffiti, write things, or draw pictures on buildings or other property (without the owner's permission)?	86
206	How wrong do your parents feel it would be for YOU to: pick a fight with someone?	87
207	During the past 12 months, have you talked with at least one of your parents about the dangers of underage drinking and/or drinking and driving? By parents, we mean either your biological parents, adoptive parents, stepparents, or adult guardians - whether or not they live with you. . . .	87
208	The rules in my family are clear. . . .	87
209	People in my family often insult or yell at each other. . . .	88
210	When I am not at home, one of my parents knows where I am and who I am with. . . .	88
211	We argue about the same things in my family over and over. . . .	88

212	If you drank some beer or wine or liquor (for example, vodka, whiskey, or gin) without your parents' permission, would you be caught by your parents?	89
213	My family has clear rules about alcohol and drug use. . . .	89
214	If you carried a handgun without your parents' permission, would you be caught by your parents?	89
215	If you skipped school would you be caught by your parents?	90
216	My parents ask if I've gotten my homework done. . . .	90
217	People in my family have serious arguments. . . .	90
218	Would your parents know if you did not come home on time?	91
219	Have any of your brothers or sisters ever: drunk beer, wine or hard liquor (for example, vodka, whiskey or gin)?	91
220	Have any of your brothers or sisters ever: smoked marijuana?	91
221	Have any of your brothers or sisters ever: smoked cigarettes?	91
222	Have any of your brothers or sisters ever: taken a handgun to school? .	92
223	Have any of your brothers or sisters ever: been suspended or expelled from school?	92
224	Have you changed homes in the past year (the last 12 months)? . . .	92
225	How many times have you changed homes since kindergarten?	92
226	Have you changed schools (including changing from elementary to middle and middle to high school) in the past year?	93
227	How many times have you changed schools since kindergarten (including changing from elementary to middle and middle to high school)?	93
228	Has anyone in your family ever had severe alcohol or drug problems? .	93
229	About how many adults (over 21) have you known personally who in the past year have: used marijuana, crack, cocaine, or other drugs? .	94
230	About how many adults (over 21) have you known personally who in the past year have: sold or dealt drugs?	94
231	About how many adults (over 21) have you known personally who in the past year have: done other things that could get them in trouble with the police, like stealing, selling stolen goods, mugging or assaulting others, etc.?	94
232	About how many adults (over 21) have you known personally who in the past year have: gotten drunk or high?	95
233	Have you seen or heard information about underage drinking in the past 12 months from the following sources? Radio	95
234	Have you seen or heard information about underage drinking in the past 12 months from the following sources? TV. . . .	95
235	Have you seen or heard information about underage drinking in the past 12 months from the following sources? Print. This includes information on underage drinking you may have seen in the newspaper, on a billboard, in pamphlets, on stickers, etc. . . .	95

236 Have you seen or heard information about underage drinking in the past 12 months from the following sources? Website or social media? (Facebook, Myspace, website, etc.) 96

237 The next questions ask about your opinions of the information you saw or heard. If you have seen or heard more than one ad, please think about your favorite ad when answering these questions. The information about underage drinking that I saw or heard was convincing. 96

238 The next questions ask about your opinions of the information you saw or heard. If you have seen or heard more than one ad, please think about your favorite ad when answering these questions. The information about underage drinking that I saw or heard grabbed my attention. 96

239 The next questions ask about your opinions of the information you saw or heard. If you have seen or heard more than one ad, please think about your favorite ad when answering these questions. The information about underage drinking that I saw or heard said something important to me. 97

240 The next questions ask about your opinions of the information you saw or heard. If you have seen or heard more than one ad, please think about your favorite ad when answering these questions. Seeing or hearing this information about underage drinking made me want to stop or decrease my drinking. 97

241 How honest were you in filling out this survey? 97

List of Figures

1 Grade Chart 11

2 Gender Chart 12

3 Age Chart 13

4 Ethnic Origin Chart 14

1 INTRODUCTION

This report was generated from data collected on the *2012 Arkansas Prevention Needs Assessment Student Survey*. This report contains basic frequency tables of all data collected and graphs on the selected demographic variables of grade, gender, age and ethnic origin. The graph on ethnic origin is represented as a bar chart rather than as a pie chart. This is because students were allowed to mark more than one response for ethnic origin as opposed to being allowed to mark only one response. The bars represent the percent of students who marked each of the ethnic categories.

Questions regarding the information found in this report can be directed to:

Pride Surveys

160 Vanderbilt Court
Bowling Green, KY 42103
1-800-279-6361
www.pridesurveys.com

Grade Chart

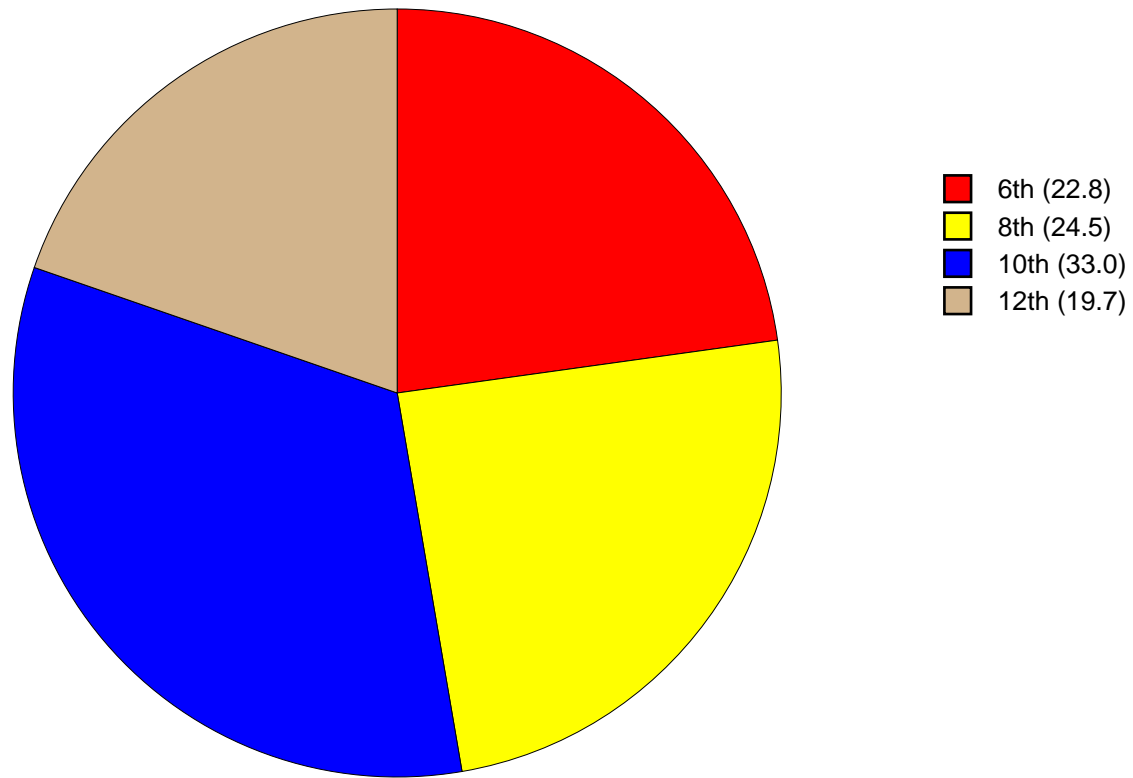


Figure 1: Grade Chart

Gender Chart

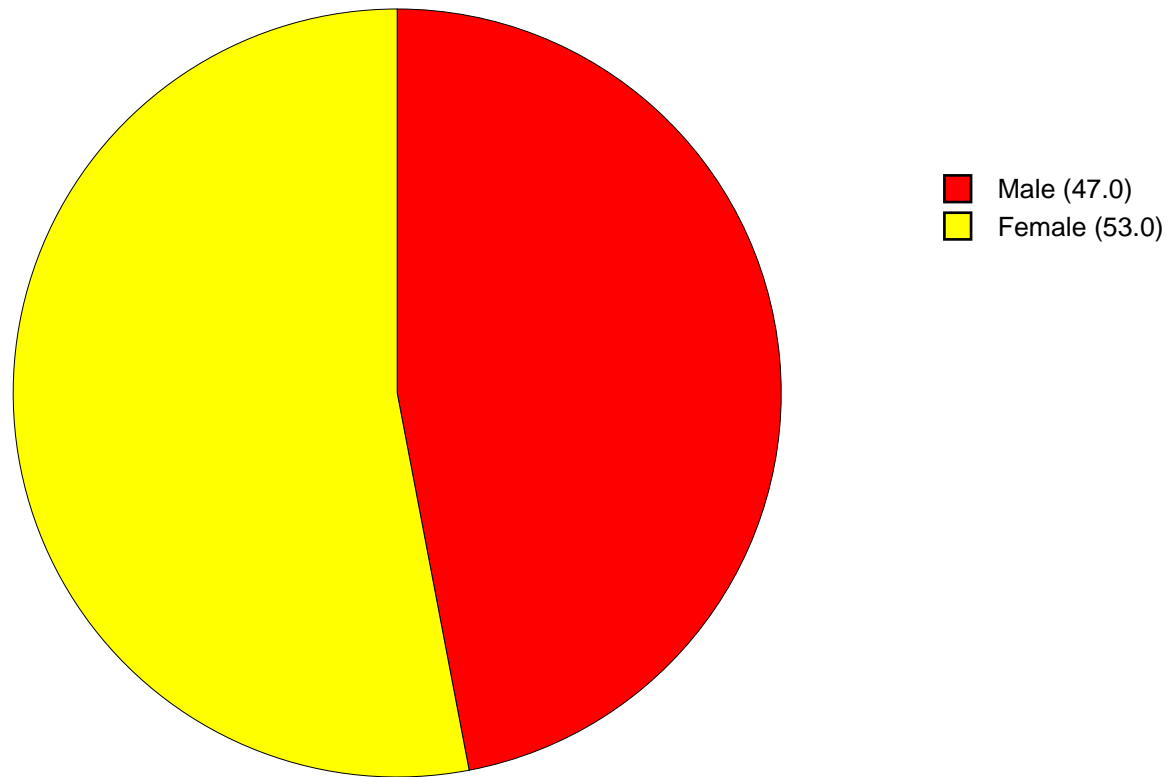


Figure 2: Gender Chart

Age Chart

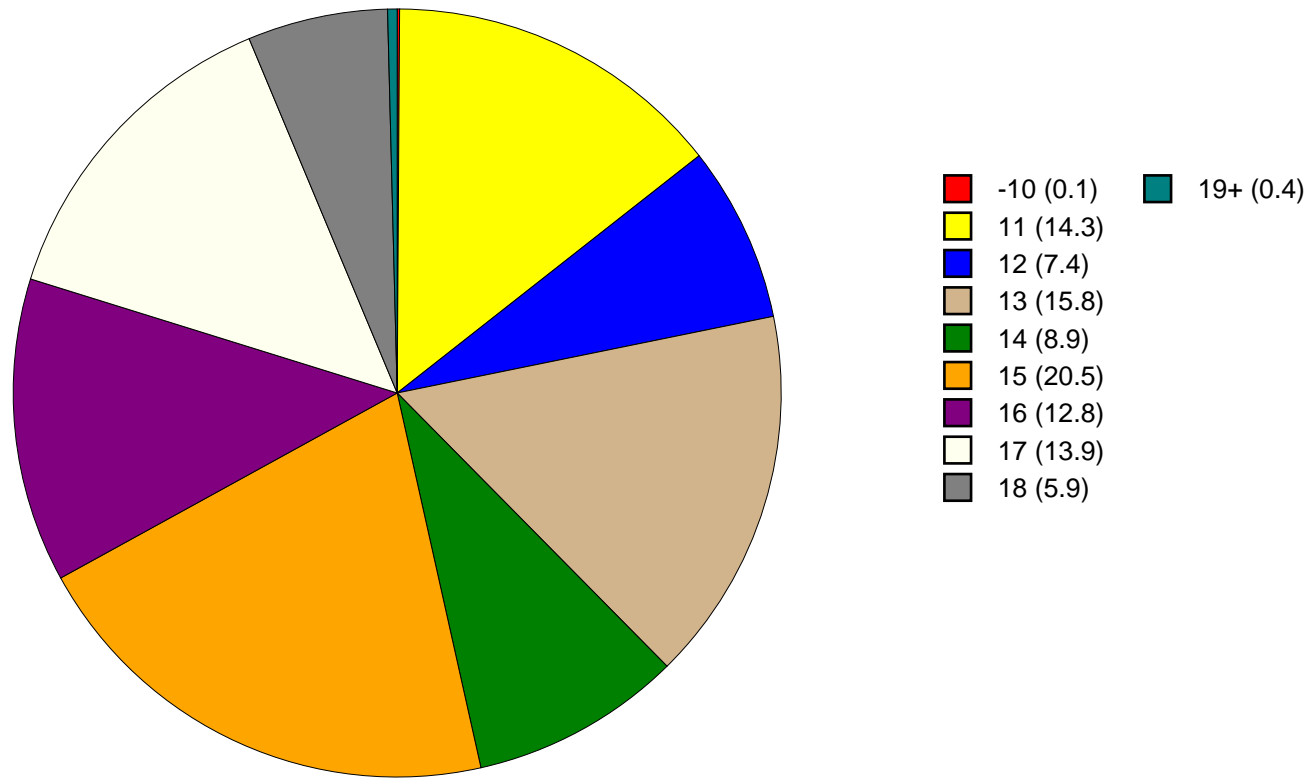


Figure 3: Age Chart

Ethnic Origin Chart

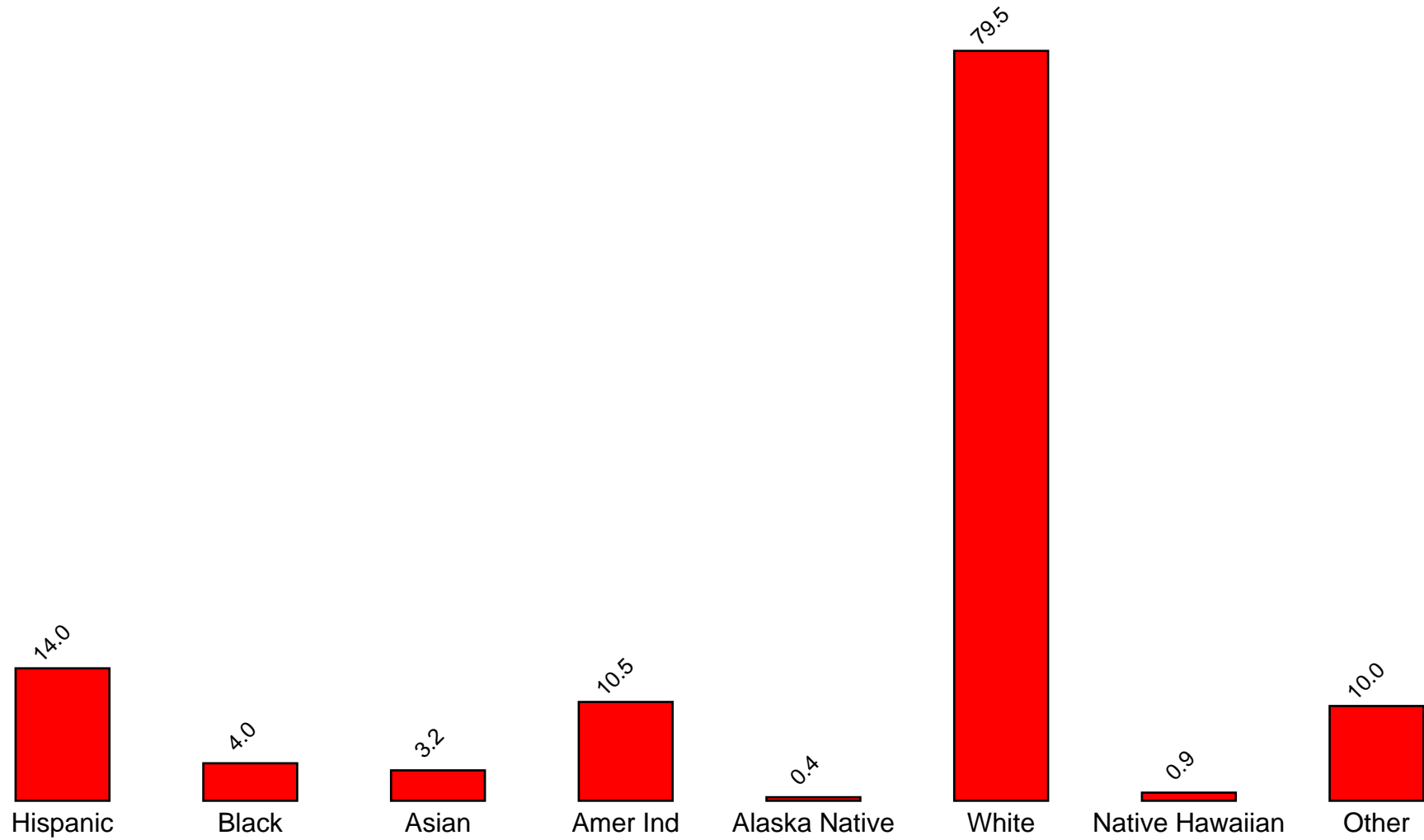


Figure 4: Ethnic Origin Chart

2 PERCENTAGE TABLES

The following tables contain frequency distribution detailing how your students responded to each question on the survey. The tables appear in the same order as the questions on the survey. The tables include breakdowns by grade level as well as overall percentages. The *N of Valid* row is a frequency count of the number of valid responses to each question for each grade and overall. The *N of Miss* row is a frequency count of the number of invalid(marked more than one response) or missing (i.e. did not respond) responses to each question for each grade and overall.

For the questions that allowed more than one response (i.e. race, live with, etc.) each response becomes a separate table. If a student did not mark the response, that was counted as a NO response, and if they did mark the response, that was counted as a YES response. Since a non response is a valid response for these questions, the *N of Miss* will always be zero for these questions.

Table 1: Sex



Response	6	8	10	12	Total	
Male	47.3	45.5	48.5	46.2	47.0	
Female	52.7	54.5	51.5	53.8	53.0	
N of Valid	419	453	610	364	1846	
N of Miss	6	3	4	2	15	

Table 2: Age











Response	6	8	10	12	Total	
10 or younger	0.5	0.0	0.0	0.0	0.1	
11	63.8	0.0	0.0	0.0	14.3	
12	32.5	0.4	0.0	0.0	7.4	
13	2.9	62.0	0.0	0.0	15.8	
14	0.2	35.1	0.7	0.0	8.9	
15	0.0	2.4	59.9	0.0	20.5	
16	0.0	0.0	37.8	0.8	12.8	
17	0.0	0.0	1.5	67.5	13.9	
18	0.0	0.0	0.2	29.5	5.9	
19 or older	0.0	0.0	0.0	2.2	0.4	
N of Valid	412	450	613	366	1841	
N of Miss	13	6	1	0	20	

Table 3: Are you Hispanic or Latino?



Response	6	8	10	12	Total	
No	82.7	86.7	87.2	86.3	86.0	
Yes	17.3	13.3	12.8	13.7	14.0	
N of Valid	371	443	602	364	1780	
N of Miss	54	13	12	2	81	

Table 4: What is your race? Black or African American



Response	6	8	10	12	Total	
No	96.0	96.1	95.9	96.2	96.0	
Yes	4.0	3.9	4.1	3.8	4.0	
N of Valid	425	456	614	366	1861	
N of Miss	0	0	0	0	0	

Table 5: What is your race? Asian



Response	6	8	10	12	Total	
No	97.9	97.4	96.7	94.8	96.8	
Yes	2.1	2.6	3.3	5.2	3.2	
N of Valid	425	456	614	366	1861	
N of Miss	0	0	0	0	0	

Table 6: What is your race? American Indian



Response	6	8	10	12	Total	
No	87.3	90.4	87.8	94.0	89.5	
Yes	12.7	9.6	12.2	6.0	10.5	
N of Valid	425	456	614	366	1861	
N of Miss	0	0	0	0	0	

Table 7: What is your race? Alaska Native



Response	6	8	10	12	Total	
No	99.8	99.8	99.2	100.0	99.6	
Yes	0.2	0.2	0.8	0.0	0.4	
N of Valid	425	456	614	366	1861	
N of Miss	0	0	0	0	0	

Table 8: What is your race? White



Response	6	8	10	12	Total	
No	26.8	21.5	17.6	16.7	20.5	
Yes	73.2	78.5	82.4	83.3	79.5	
N of Valid	425	456	614	366	1861	
N of Miss	0	0	0	0	0	

Table 9: What is your race? Native Hawaiian or Other Pacific Islander



Response	6	8	10	12	Total	
No	99.5	99.1	98.7	99.5	99.1	
Yes	0.5	0.9	1.3	0.5	0.9	
N of Valid	425	456	614	366	1861	
N of Miss	0	0	0	0	0	

Table 10: What is your race? Other



Response	6	8	10	12	Total	
No	87.1	89.0	90.6	93.4	90.0	
Yes	12.9	11.0	9.4	6.6	10.0	
N of Valid	425	456	614	366	1861	
N of Miss	0	0	0	0	0	

Table 11: What is the highest level of schooling completed by your mother or father?









Response	6	8	10	12	Total	
Completed grade school or less	3.3	1.4	1.0	3.6	2.1	
Some high school	4.1	7.7	10.8	12.8	9.0	
Completed high school	15.3	14.9	23.3	21.7	19.2	
Some college	12.5	17.0	18.7	23.3	17.9	
Completed college	19.4	24.0	25.5	24.7	23.6	
Graduate or professional school after college	8.9	7.5	8.4	8.6	8.3	
Don't know	34.4	25.6	10.9	3.3	18.1	
Does not apply	2.0	2.0	1.3	1.9	1.8	
N of Valid	392	442	604	360	1798	
N of Miss	33	14	10	6	63	

Table 12: Think of where you live most of the time. Which of the following people live there with you? Mother



Response	6	8	10	12	Total	
No	10.4	16.4	17.4	21.0	16.3	
Yes	89.6	83.6	82.6	79.0	83.7	
N of Valid	425	456	614	366	1861	
N of Miss	0	0	0	0	0	

Table 13: Think of where you live most of the time. Which of the following people live there with you? Stepmother



Response	6	8	10	12	Total	
No	96.2	93.0	94.3	91.3	93.8	
Yes	3.8	7.0	5.7	8.7	6.2	
N of Valid	425	456	614	366	1861	
N of Miss	0	0	0	0	0	

Table 14: Think of where you live most of the time. Which of the following people live there with you? Foster Mother



Response	6	8	10	12	Total	
No	99.8	99.3	99.2	99.7	99.5	
Yes	0.2	0.7	0.8	0.3	0.5	
N of Valid	425	456	614	366	1861	
N of Miss	0	0	0	0	0	

Table 15: Think of where you live most of the time. Which of the following people live there with you? Grandmother



Response	6	8	10	12	Total	
No	88.5	87.9	90.7	92.3	89.8	
Yes	11.5	12.1	9.3	7.7	10.2	
N of Valid	425	456	614	366	1861	
N of Miss	0	0	0	0	0	

Table 16: Think of where you live most of the time. Which of the following people live there with you? Aunt



Response	6	8	10	12	Total	
No	96.7	96.5	96.7	97.0	96.7	
Yes	3.3	3.5	3.3	3.0	3.3	
N of Valid	425	456	614	366	1861	
N of Miss	0	0	0	0	0	

Table 17: Think of where you live most of the time. Which of the following people live there with you? Father



Response	6	8	10	12	Total	
No	40.9	40.4	43.2	38.8	41.1	
Yes	59.1	59.6	56.8	61.2	58.9	
N of Valid	425	456	614	366	1861	
N of Miss	0	0	0	0	0	

Table 18: Think of where you live most of the time. Which of the following people live there with you? Stepfather



Response	6	8	10	12	Total	
No	84.2	85.3	81.9	81.7	83.2	
Yes	15.8	14.7	18.1	18.3	16.8	
N of Valid	425	456	614	366	1861	
N of Miss	0	0	0	0	0	

Table 19: Think of where you live most of the time. Which of the following people live there with you? Foster Father



Response	6	8	10	12	Total	
No	99.5	99.8	99.0	99.2	99.4	
Yes	0.5	0.2	1.0	0.8	0.6	
N of Valid	425	456	614	366	1861	
N of Miss	0	0	0	0	0	

Table 20: Think of where you live most of the time. Which of the following people live there with you? Grandfather



Response	6	8	10	12	Total	
No	92.7	93.6	93.0	93.4	93.2	
Yes	7.3	6.4	7.0	6.6	6.8	
N of Valid	425	456	614	366	1861	
N of Miss	0	0	0	0	0	

Table 21: Think of where you live most of the time. Which of the following people live there with you? Uncle



Response	6	8	10	12	Total	
No	96.5	95.8	96.6	97.3	96.5	
Yes	3.5	4.2	3.4	2.7	3.5	
N of Valid	425	456	614	366	1861	
N of Miss	0	0	0	0	0	

Table 22: Think of where you live most of the time. Which of the following people live there with you? Other Adults

Response	6	8	10	12	Total	
No	98.1	97.6	98.7	96.7	97.9	
Yes	1.9	2.4	1.3	3.3	2.1	
N of Valid	425	456	614	366	1861	
N of Miss	0	0	0	0	0	

Table 23: Think of where you live most of the time. Which of the following people live there with you? Brother(s)

Response	6	8	10	12	Total	
No	52.7	51.8	56.8	65.6	56.4	
Yes	47.3	48.2	43.2	34.4	43.6	
N of Valid	425	456	614	366	1861	
N of Miss	0	0	0	0	0	

Table 24: Think of where you live most of the time. Which of the following people live there with you? Stepbrother(s)

Response	6	8	10	12	Total	
No	94.1	95.8	94.5	95.9	95.0	
Yes	5.9	4.2	5.5	4.1	5.0	
N of Valid	425	456	614	366	1861	
N of Miss	0	0	0	0	0	

Table 25: Think of where you live most of the time. Which of the following people live there with you? Sister(s)

Response	6	8	10	12	Total	
No	54.6	54.6	56.4	63.4	56.9	
Yes	45.4	45.4	43.6	36.6	43.1	
N of Valid	425	456	614	366	1861	
N of Miss	0	0	0	0	0	

Table 26: Think of where you live most of the time. Which of the following people live there with you? Stepsister(s)

Response	6	8	10	12	Total	
No	96.2	96.7	96.6	94.8	96.2	
Yes	3.8	3.3	3.4	5.2	3.8	
N of Valid	425	456	614	366	1861	
N of Miss	0	0	0	0	0	

Table 27: Think of where you live most of the time. Which of the following people live there with you? Other Children

Response	6	8	10	12	Total	
No	97.4	96.3	95.4	92.9	95.6	
Yes	2.6	3.7	4.6	7.1	4.4	
N of Valid	425	456	614	366	1861	
N of Miss	0	0	0	0	0	

Table 28: In my school, students have lots of chances to help decide things like class activities and rules.

Response	6	8	10	12	Total	
NO!	13.6	12.1	10.8	10.7	11.7	
no	35.4	31.2	29.0	34.1	32.0	
yes	41.9	50.3	42.5	47.3	45.2	
YES!	9.1	6.4	17.7	8.0	11.0	
N of Valid	418	455	610	364	1847	
N of Miss	7	1	4	2	14	

Table 29: Teachers ask me to work on special classroom projects.

Response	6	8	10	12	Total	
NO!	10.2	6.8	5.1	6.8	7.0	
no	40.1	41.1	33.6	40.0	38.2	
yes	39.2	43.3	47.6	44.9	44.1	
YES!	10.5	8.8	13.7	8.2	10.7	
N of Valid	411	453	607	365	1836	
N of Miss	14	3	7	1	25	

Table 30: My teacher(s) notices when I am doing a good job and lets me know about it.

Response	6	8	10	12	Total
NO!	4.6	5.3	4.6	5.5	4.9
no	11.3	21.6	22.3	21.9	19.6
yes	45.8	47.7	51.5	54.0	49.8
YES!	38.3	25.4	21.6	18.6	25.7
N of Valid	415	453	606	365	1839
N of Miss	10	3	8	1	22

Table 31: There are lots of chances for students in my school to get involved in sports, clubs, and other school activities outside of class.

Response	6	8	10	12	Total
NO!	3.4	1.5	1.1	1.9	1.9
no	9.9	6.4	4.6	3.6	6.0
yes	37.5	39.3	29.9	39.7	35.9
YES!	49.3	52.8	64.4	54.8	56.2
N of Valid	416	453	609	365	1843
N of Miss	9	3	5	1	18

Table 32: There are lots of chances for students in my school to talk with a teacher one-on-one.

Response	6	8	10	12	Total
NO!	2.4	3.8	3.0	3.8	3.2
no	9.7	15.2	14.3	14.3	13.5
yes	46.4	49.0	50.8	57.7	50.7
YES!	41.5	32.0	31.9	24.2	32.6
N of Valid	414	453	608	364	1839
N of Miss	11	3	6	2	22

Table 33: I feel safe at my school.

Response	6	8	10	12	Total
NO!	2.7	3.5	4.4	2.2	3.4
no	4.3	8.4	10.0	6.9	7.7
yes	34.9	49.7	52.1	58.8	49.0
YES!	58.1	38.4	33.4	32.1	39.9
N of Valid	415	453	608	364	1840
N of Miss	10	3	6	2	21

Table 34: The school lets my parents know when I have done something well.

Response	6	8	10	12	Total
NO!	8.4	13.6	15.8	22.8	15.0
no	24.4	40.0	42.7	45.1	38.5
yes	43.2	32.4	32.7	26.1	33.6
YES!	24.0	14.1	8.7	6.0	12.9
N of Valid	405	448	606	364	1823
N of Miss	20	8	8	2	38

Table 35: My teachers praise me when I work hard in school.

Response	6	8	10	12	Total
NO!	9.0	12.2	12.2	13.9	11.8
no	28.1	38.9	40.0	36.6	36.4
yes	45.0	39.8	38.2	41.6	40.7
YES!	17.9	9.1	9.7	8.0	11.0
N of Valid	402	450	608	361	1821
N of Miss	23	6	6	5	40

Table 36: Are your school grades better than the grades of most students in your class?

Response	6	8	10	12	Total	
NO!	6.6	6.7	4.5	4.4	5.5	
no	25.1	25.8	30.0	24.9	26.9	
yes	46.4	49.8	48.5	51.5	49.0	
YES!	21.9	17.8	17.0	19.2	18.7	
N of Valid	407	450	606	365	1828	
N of Miss	18	6	8	1	33	

Table 37: I have lots of chances to be part of class discussions or activities.

Response	6	8	10	12	Total	
NO!	2.9	2.2	1.6	1.9	2.1	
no	9.6	11.2	9.5	8.3	9.7	
yes	51.7	52.2	55.4	64.4	55.5	
YES!	35.8	34.4	33.4	25.4	32.6	
N of Valid	416	454	608	362	1840	
N of Miss	9	2	6	4	21	

Table 38: Now thinking back over the past year in school, how often did you: enjoy being in school?

Response	6	8	10	12	Total	
Never	5.0	10.1	6.4	9.6	7.6	
Seldom	6.0	9.9	10.8	15.3	10.4	
Sometimes	29.3	37.9	37.6	39.5	36.1	
Often	29.7	28.4	32.0	28.2	29.9	
Almost always	30.0	13.7	13.2	7.4	16.0	
N of Valid	417	454	612	365	1848	
N of Miss	8	2	2	1	13	

Table 39: Now thinking back over the past year in school, how often did you: hate being in school?

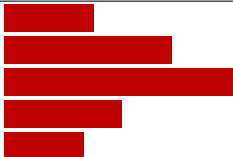
Response	6	8	10	12	Total	
Never	25.8	9.5	8.4	6.0	12.1	
Seldom	23.6	20.5	29.3	25.0	25.0	
Sometimes	33.3	38.9	35.2	34.9	35.6	
Often	7.2	17.7	18.8	23.4	16.8	
Almost always	10.1	13.5	8.4	10.7	10.5	
N of Valid	415	453	608	364	1840	
N of Miss	10	3	6	2	21	

Table 40: Now thinking back over the past year in school, how often did you: try to do your best work in school?


Response	6	8	10	12	Total	
Never	0.2	1.3	0.7	0.8	0.8	
Seldom	1.0	2.9	2.6	2.5	2.3	
Sometimes	4.1	12.8	13.2	18.1	12.0	
Often	14.4	20.7	35.1	34.1	26.7	
Almost always	80.3	62.3	48.3	44.5	58.3	
N of Valid	416	454	606	364	1840	
N of Miss	9	2	8	2	21	

Table 41: How often do you feel that the school work you are assigned is meaningful and important?

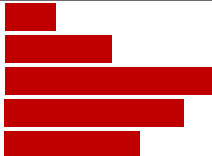
Response	6	8	10	12	Total	
Never	3.9	7.3	5.0	7.1	5.7	
Seldom	4.1	12.5	18.2	25.5	15.0	
Sometimes	22.4	35.2	33.8	38.1	32.4	
Often	26.3	27.9	28.9	23.8	27.1	
Almost always	43.4	17.1	14.2	5.5	19.8	
N of Valid	415	455	606	365	1841	
N of Miss	10	1	8	1	20	

Table 42: Putting them all together, what were your grades like last year?

Response	6	8	10	12	Total
Mostly F's	2.3	2.0	0.3	0.8	1.3
Mostly D's	1.0	4.1	3.5	2.2	2.8
Mostly C's	9.8	15.1	18.1	15.7	15.1
Mostly B's	33.8	33.6	38.4	43.1	37.1
Mostly A's	53.1	45.3	39.6	38.1	43.7
N of Valid	397	444	601	362	1804
N of Miss	28	12	13	4	57

Table 43: How important do you think the things you are learning in school are going to be for your later life?

Response	6	8	10	12	Total
Very important	64.8	30.7	24.7	14.0	33.2
Quite important	20.4	25.2	29.9	25.3	25.7
Fairly important	9.5	25.4	27.0	33.0	23.8
Slightly important	3.8	14.9	17.8	21.7	14.7
Not at all important	1.4	3.7	0.7	6.0	2.6
N of Valid	421	456	612	364	1853
N of Miss	4	0	2	2	8

Table 44: How interesting are most of your courses to you?

Response	6	8	10	12	Total
Very interesting and stimulating	27.1	9.7	10.8	5.8	13.2
Quite interesting	35.5	25.8	30.9	26.9	29.8
Fairly interesting	26.4	41.0	42.9	45.3	39.2
Slightly dull	7.8	13.7	12.0	15.1	12.1
Very dull	3.2	9.9	3.4	6.9	5.7
N of Valid	409	454	609	364	1836
N of Miss	16	2	5	2	25

Table 45: During the LAST FOUR WEEKS how many whole days of school have you missed because you skipped or 'cut'?


Response	6	8	10	12	Total	
None	68.7	76.4	75.3	51.2	69.4	
1	13.9	11.2	10.8	17.9	13.0	
2	6.7	5.1	6.2	11.0	7.0	
3	6.9	3.5	2.9	8.5	5.1	
04/05/13	1.7	2.4	3.8	7.2	3.6	
06/10/13	1.7	0.7	0.5	3.3	1.4	
11 or more	0.5	0.7	0.5	0.8	0.6	
N of Valid	418	454	612	363	1847	
N of Miss	7	2	2	3	14	

Table 46: What are the chances you would be seen as cool if you: smoked cigarettes?


Response	6	8	10	12	Total	
No or very little chance	91.5	74.8	68.6	62.8	74.1	
Little chance	4.9	11.6	15.1	19.6	12.8	
Some chance	2.4	6.9	9.8	10.7	7.6	
Pretty good chance	0.5	4.2	5.3	4.4	3.8	
Very good chance	0.7	2.5	1.2	2.5	1.6	
N of Valid	411	448	602	363	1824	
N of Miss	14	8	12	3	37	

Table 47: What are the chances you would be seen as cool if you: worked hard at school?


Response	6	8	10	12	Total	
No or very little chance	6.8	8.5	8.7	13.2	9.1	
Little chance	5.6	14.7	15.5	19.0	13.8	
Some chance	13.8	24.9	29.2	29.8	24.8	
Pretty good chance	21.8	26.1	27.7	24.0	25.2	
Very good chance	51.9	25.8	19.0	14.0	27.1	
N of Valid	412	449	600	363	1824	
N of Miss	13	7	14	3	37	

Table 48: What are the chances you would be seen as cool if you: began drinking alcoholic beverages regularly, that is, at least once or twice a month?






Response	6	8	10	12	Total	
No or very little chance	86.6	70.1	53.6	39.7	62.3	
Little chance	5.8	12.9	16.1	19.0	13.6	
Some chance	4.1	7.1	17.2	18.2	12.0	
Pretty good chance	1.9	7.4	8.1	16.5	8.2	
Very good chance	1.5	2.5	5.0	6.6	3.9	
N of Valid	411	448	603	363	1825	
N of Miss	14	8	11	3	36	

Table 49: What are the chances you would be seen as cool if you: defended someone who was being verbally abused at school?






Response	6	8	10	12	Total	
No or very little chance	16.2	7.6	8.0	9.7	10.0	
Little chance	6.1	11.6	10.8	15.2	10.8	
Some chance	15.0	23.1	23.4	26.6	22.1	
Pretty good chance	22.3	27.6	36.2	28.8	29.5	
Very good chance	40.4	30.2	21.7	19.7	27.6	
N of Valid	408	450	603	361	1822	
N of Miss	17	6	11	5	39	

Table 50: What are the chances you would be seen as cool if you: smoked marijuana?






Response	6	8	10	12	Total	
No or very little chance	92.2	73.7	59.4	45.2	67.5	
Little chance	2.9	7.6	12.1	17.1	9.9	
Some chance	1.5	5.8	10.9	13.8	8.1	
Pretty good chance	1.5	7.6	11.3	14.3	8.8	
Very good chance	1.9	5.4	6.3	9.6	5.7	
N of Valid	412	448	604	363	1827	
N of Miss	13	8	10	3	34	

Table 51: What are the chances you would be seen as cool if you: carried a handgun?






Response	6	8	10	12	Total	
No or very little chance	82.3	81.3	77.2	76.4	79.2	
Little chance	9.0	7.6	11.2	11.5	9.9	
Some chance	3.6	3.1	6.1	5.8	4.8	
Pretty good chance	1.9	3.8	1.8	2.7	2.5	
Very good chance	3.2	4.2	3.6	3.6	3.7	
N of Valid	412	449	606	364	1831	
N of Miss	13	7	8	2	30	

Table 52: Think of your four best friends (the friends you feel closest to). In the past year (12 months), how many of your best friends have: participated in clubs, organizations or activities at school?






Response	6	8	10	12	Total	
0	12.0	9.4	6.9	11.0	9.5	
1	12.2	10.7	11.7	10.1	11.3	
2	18.8	16.3	16.4	16.0	16.8	
3	17.6	17.9	16.4	14.3	16.6	
4	39.4	45.6	48.6	48.6	45.8	
N of Valid	409	447	605	356	1817	
N of Miss	16	9	9	10	44	

Table 53: Think of your four best friends (the friends you feel closest to). In the past year (12 months), how many of your best friends have: smoked cigarettes?






Response	6	8	10	12	Total	
0	92.0	75.3	62.5	48.3	69.5	
1	5.1	12.8	16.7	17.0	13.2	
2	1.7	6.1	9.2	15.9	8.1	
3	0.2	3.6	3.1	7.3	3.4	
4	1.0	2.2	8.4	11.5	5.8	
N of Valid	410	446	606	358	1820	
N of Miss	15	10	8	8	41	

Table 54: Think of your four best friends (the friends you feel closest to). In the past year (12 months), how many of your best friends have: tried beer, wine or hard liquor (for example, vodka, whiskey, or gin) when their parents didn't know about it?






Response	6	8	10	12	Total	
0	87.3	63.4	39.9	30.8	54.5	
1	7.3	16.9	20.4	13.6	15.2	
2	2.9	8.5	13.7	13.9	10.0	
3	1.0	4.5	9.2	14.4	7.2	
4	1.5	6.7	16.8	27.2	12.9	
N of Valid	411	445	607	360	1823	
N of Miss	14	11	7	6	38	

Table 55: Think of your four best friends (the friends you feel closest to). In the past year (12 months), how many of your best friends have: made a commitment to stay drug-free?






Response	6	8	10	12	Total	
0	12.5	17.5	26.2	32.5	22.2	
1	5.1	8.8	12.4	17.4	10.9	
2	5.9	9.4	10.8	10.9	9.4	
3	8.6	12.6	10.1	8.7	10.1	
4	67.9	51.7	40.6	30.5	47.5	
N of Valid	408	445	604	357	1814	
N of Miss	17	11	10	9	47	

Table 56: Think of your four best friends (the friends you feel closest to). In the past year (12 months), how many of your best friends have: used marijuana?






Response	6	8	10	12	Total	
0	94.4	77.4	63.5	46.8	70.6	
1	2.7	12.3	13.5	13.9	10.9	
2	1.7	3.6	7.6	11.4	6.0	
3	0.2	2.7	4.1	12.5	4.6	
4	1.0	4.0	11.2	15.3	8.0	
N of Valid	411	446	606	359	1822	
N of Miss	14	10	8	7	39	

Table 57: Think of your four best friends (the friends you feel closest to). In the past year (12 months), how many of your best friends have: used prescription drugs or non-prescription drugs for the purposes of getting high?






Response	6	8	10	12	Total	
0	94.2	83.3	74.8	64.4	79.2	
1	2.9	10.0	10.5	13.3	9.2	
2	1.5	3.1	5.6	9.7	4.9	
3	0.5	1.6	4.3	5.0	2.9	
4	1.0	2.0	4.8	7.5	3.8	
N of Valid	413	448	608	360	1829	
N of Miss	12	8	6	6	32	

Table 58: Think of your four best friends (the friends you feel closest to). In the past year (12 months), how many of your best friends have: used synthetic marijuana (K2, spice) or bath salts?






Response	6	8	10	12	Total	
0	95.8	88.0	82.0	67.4	83.7	
1	2.2	6.2	7.9	11.1	6.9	
2	1.2	2.7	2.6	10.0	3.8	
3	0.0	0.7	2.3	5.3	2.0	
4	0.7	2.4	5.1	6.1	3.7	
N of Valid	404	449	606	359	1818	
N of Miss	21	7	8	7	43	

Table 59: Think of your four best friends (the friends you feel closest to). In the past year (12 months), how many of your best friends have: used LSD, cocaine, amphetamines, or other illegal drugs?






Response	6	8	10	12	Total	
0	96.3	90.1	87.8	83.0	89.3	
1	2.5	7.0	5.1	8.1	5.6	
2	0.7	0.7	3.5	4.5	2.4	
3	0.2	0.9	1.3	2.2	1.2	
4	0.2	1.3	2.3	2.2	1.6	
N of Valid	408	446	605	359	1818	
N of Miss	17	10	9	7	43	

Table 60: Think of your four best friends (the friends you feel closest to). In the past year (12 months), how many of your best friends have: tried to do well in school?






Response	6	8	10	12	Total	
0	2.7	3.4	3.0	3.3	3.1	
1	2.2	4.3	6.4	6.7	5.0	
2	6.9	9.6	12.1	13.1	10.5	
3	13.0	20.4	20.7	21.7	19.1	
4	75.2	62.4	57.9	55.3	62.3	
N of Valid	407	447	605	360	1819	
N of Miss	18	9	9	6	42	

Table 61: Think of your four best friends (the friends you feel closest to). In the past year (12 months), how many of your best friends have: been suspended from school?






Response	6	8	10	12	Total	
0	72.3	67.8	63.0	72.5	68.1	
1	18.6	16.3	20.5	13.6	17.7	
2	4.4	9.2	9.4	8.3	8.0	
3	2.0	3.4	3.3	3.3	3.0	
4	2.7	3.4	3.8	2.2	3.1	
N of Valid	408	447	605	360	1820	
N of Miss	17	9	9	6	41	

Table 62: Think of your four best friends (the friends you feel closest to). In the past year (12 months), how many of your best friends have: liked school?






Response	6	8	10	12	Total	
0	12.6	23.3	25.9	29.9	23.1	
1	10.1	15.0	13.4	15.6	13.5	
2	16.3	21.5	22.3	21.8	20.7	
3	23.5	16.3	18.2	14.2	18.1	
4	37.4	23.9	20.3	18.4	24.6	
N of Valid	404	447	606	358	1815	
N of Miss	21	9	8	8	46	

Table 63: Think of your four best friends (the friends you feel closest to). In the past year (12 months), how many of your best friends have: carried a handgun?






Response	6	8	10	12	Total	
0	94.9	95.5	94.4	95.0	94.9	
1	2.9	0.9	3.1	3.1	2.5	
2	1.0	1.3	0.8	0.3	0.9	
3	0.2	0.9	0.8	0.8	0.7	
4	1.0	1.3	0.8	0.8	1.0	
N of Valid	410	449	606	359	1824	
N of Miss	15	7	8	7	37	

Table 64: Think of your four best friends (the friends you feel closest to). In the past year (12 months), how many of your best friends have: sold illegal drugs?






Response	6	8	10	12	Total	
0	96.1	91.6	85.9	79.9	88.4	
1	1.5	6.1	7.3	11.4	6.5	
2	1.2	0.9	3.5	5.3	2.7	
3	0.5	0.7	1.3	1.9	1.1	
4	0.7	0.7	2.0	1.4	1.3	
N of Valid	406	443	602	359	1810	
N of Miss	19	13	12	7	51	

Table 65: Think of your four best friends (the friends you feel closest to). In the past year (12 months), how many of your best friends have: regularly attended religious services?






Response	6	8	10	12	Total	
0	28.2	17.3	17.0	24.8	21.1	
1	11.4	11.0	15.9	16.4	13.8	
2	13.2	18.0	18.8	21.2	17.9	
3	14.0	19.8	19.5	15.3	17.5	
4	33.2	33.9	28.8	22.3	29.7	
N of Valid	394	445	605	359	1803	
N of Miss	31	11	9	7	58	

Table 66: Think of your four best friends (the friends you feel closest to). In the past year (12 months), how many of your best friends have: stolen or tried to steal a motor vehicle such as a car or motorcycle?






Response	6	8	10	12	Total	
0	96.1	93.8	91.3	93.0	93.3	
1	2.4	4.5	6.1	3.9	4.4	
2	0.7	0.9	1.7	2.2	1.4	
3	0.5	0.2	0.8	0.6	0.5	
4	0.2	0.7	0.2	0.3	0.3	
N of Valid	410	449	606	358	1823	
N of Miss	15	7	8	8	38	

Table 67: Think of your four best friends (the friends you feel closest to). In the past year (12 months), how many of your best friends have: been arrested?






Response	6	8	10	12	Total	
0	92.1	80.8	78.2	78.2	82.0	
1	3.9	11.1	12.4	11.7	10.1	
2	1.7	4.7	5.5	6.4	4.6	
3	1.7	1.8	2.3	2.2	2.0	
4	0.5	1.6	1.7	1.4	1.3	
N of Valid	407	449	605	358	1819	
N of Miss	18	7	9	8	42	

Table 68: Think of your four best friends (the friends you feel closest to). In the past year (12 months), how many of your best friends have: dropped out of school?






Response	6	8	10	12	Total	
0	94.6	96.0	93.1	87.4	93.0	
1	3.7	2.9	5.8	9.2	5.3	
2	0.7	0.9	0.7	1.4	0.9	
3	0.0	0.0	0.2	1.4	0.3	
4	1.0	0.2	0.3	0.6	0.5	
N of Valid	408	448	605	358	1819	
N of Miss	17	8	9	8	42	

Table 69: Think of your four best friends (the friends you feel closest to). In the past year (12 months), how many of your best friends have: been members of a gang?






Response	6	8	10	12	Total	
0	92.7	89.5	90.1	93.9	91.3	
1	3.6	6.9	6.3	3.1	5.2	
2	1.7	1.1	1.7	1.1	1.4	
3	0.2	1.1	0.5	0.3	0.5	
4	1.7	1.3	1.5	1.7	1.5	
N of Valid	411	449	604	358	1822	
N of Miss	14	7	10	8	39	

Table 70: How old were you when you first: smoked marijuana?










Response	6	8	10	12	Total	
Never	97.6	92.7	80.5	60.8	83.5	
10 or younger	1.7	0.7	1.7	1.1	1.3	
11	0.7	0.9	1.0	1.9	1.1	
12	0.0	2.7	3.0	2.8	2.2	
13	0.0	2.4	5.2	3.6	3.0	
14	0.0	0.7	4.3	6.4	2.9	
15	0.0	0.0	4.0	8.3	3.0	
16	0.0	0.0	0.3	9.4	2.0	
17 or older	0.0	0.0	0.0	5.6	1.1	
N of Valid	414	449	601	360	1824	
N of Miss	11	7	13	6	37	

Table 71: How old were you when you first: smoked a cigarette, even just a puff?










Response	6	8	10	12	Total	
Never	92.3	82.7	69.7	52.4	74.6	
10 or younger	5.6	6.0	7.1	8.4	6.7	
11	1.7	4.0	3.5	4.5	3.4	
12	0.5	2.7	5.3	4.2	3.3	
13	0.0	3.5	4.8	6.4	3.7	
14	0.0	1.1	4.6	4.7	2.7	
15	0.0	0.0	3.6	7.0	2.6	
16	0.0	0.0	1.2	6.4	1.6	
17 or older	0.0	0.0	0.2	6.1	1.3	
N of Valid	414	451	604	359	1828	
N of Miss	11	5	10	7	33	

Table 72: How old were you when you first: had more than a sip or two of beer, wine or hard liquor (for example, vodka, whiskey, or gin)?










Response	6	8	10	12	Total	
Never	81.6	68.4	49.5	34.4	58.4	
10 or younger	14.3	10.2	7.5	4.5	9.1	
11	3.6	6.2	3.0	0.6	3.5	
12	0.5	6.2	6.1	6.4	4.9	
13	0.0	8.0	8.8	7.5	6.4	
14	0.0	0.9	10.4	8.9	5.4	
15	0.0	0.0	12.3	13.4	6.7	
16	0.0	0.0	2.3	15.4	3.8	
17 or older	0.0	0.0	0.2	8.9	1.8	
N of Valid	413	449	604	358	1824	
N of Miss	12	7	10	8	37	

Table 73: How old were you when you first: began drinking alcoholic beverages regularly, that is, at least once or twice a month?










Response	6	8	10	12	Total	
Never	98.3	94.0	83.6	68.7	86.6	
10 or younger	1.2	0.9	0.7	0.8	0.9	
11	0.5	0.7	0.7	0.3	0.5	
12	0.0	0.9	1.2	0.8	0.8	
13	0.0	2.9	3.6	1.4	2.2	
14	0.0	0.7	3.8	5.0	2.4	
15	0.0	0.0	3.8	5.6	2.4	
16	0.0	0.0	2.5	8.9	2.6	
17 or older	0.0	0.0	0.2	8.4	1.7	
N of Valid	414	452	604	358	1828	
N of Miss	11	4	10	8	33	

Table 74: How old were you when you first: used Daztrex?


Response	6	8	10	12	Total	
Never	100.0	100.0	100.0	100.0	100.0	
10 or younger	0.0	0.0	0.0	0.0	0.0	
11	0.0	0.0	0.0	0.0	0.0	
12	0.0	0.0	0.0	0.0	0.0	
13	0.0	0.0	0.0	0.0	0.0	
14	0.0	0.0	0.0	0.0	0.0	
15	0.0	0.0	0.0	0.0	0.0	
16	0.0	0.0	0.0	0.0	0.0	
17 or older	0.0	0.0	0.0	0.0	0.0	
N of Valid	402	450	606	357	1815	
N of Miss	23	6	8	9	46	

Table 75: How old were you when you first: got suspended from school?










Response	6	8	10	12	Total	
Never	92.0	86.0	80.7	79.1	84.2	
10 or younger	5.6	4.4	5.0	3.6	4.7	
11	1.9	2.9	3.8	2.0	2.8	
12	0.5	3.3	2.1	2.2	2.1	
13	0.0	2.7	3.3	2.8	2.3	
14	0.0	0.7	3.6	4.2	2.2	
15	0.0	0.0	1.3	3.1	1.0	
16	0.0	0.0	0.2	1.4	0.3	
17 or older	0.0	0.0	0.0	1.7	0.3	
N of Valid	414	451	605	358	1828	
N of Miss	11	5	9	8	33	

Table 76: How old were you when you first: got arrested?










Response	6	8	10	12	Total	
Never	97.3	95.1	92.7	90.8	94.0	
10 or younger	1.9	0.2	0.0	0.0	0.5	
11	0.5	0.7	0.5	0.3	0.5	
12	0.2	2.0	0.8	0.3	0.9	
13	0.0	1.3	1.8	0.3	1.0	
14	0.0	0.7	2.0	1.7	1.1	
15	0.0	0.0	2.0	2.2	1.1	
16	0.0	0.0	0.2	2.8	0.6	
17 or older	0.0	0.0	0.0	1.7	0.3	
N of Valid	414	452	605	359	1830	
N of Miss	11	4	9	7	31	

Table 77: How old were you when you first: carried a handgun?










Response	6	8	10	12	Total	
Never	96.6	95.3	96.9	98.3	96.7	
10 or younger	2.4	2.0	0.3	0.6	1.3	
11	1.0	0.9	0.2	0.0	0.5	
12	0.0	0.9	0.7	0.0	0.4	
13	0.0	0.4	0.7	0.0	0.3	
14	0.0	0.4	0.8	0.0	0.4	
15	0.0	0.0	0.2	0.0	0.1	
16	0.0	0.0	0.3	0.6	0.2	
17 or older	0.0	0.0	0.0	0.6	0.1	
N of Valid	412	451	605	359	1827	
N of Miss	13	5	9	7	34	

Table 78: How old were you when you first: attacked someone with the idea of seriously hurting them?










Response	6	8	10	12	Total	
Never	91.7	88.7	85.5	85.0	87.6	
10 or younger	4.1	2.0	3.6	2.5	3.1	
11	3.6	2.4	1.7	0.8	2.1	
12	0.5	1.8	1.7	1.4	1.4	
13	0.0	3.8	1.7	1.1	1.7	
14	0.0	1.1	2.0	1.4	1.2	
15	0.0	0.2	3.6	1.4	1.5	
16	0.0	0.0	0.3	4.5	1.0	
17 or older	0.0	0.0	0.0	1.9	0.4	
N of Valid	411	452	605	359	1827	
N of Miss	14	4	9	7	34	

Table 79: How old were you when you first: belonged to a gang?









Response	6	8	10	12	Total	
Never	96.6	96.7	97.4	98.0	97.2	
10 or younger	1.9	0.9	0.2	0.6	0.8	
11	1.2	0.4	0.7	0.3	0.7	
12	0.2	0.4	0.2	0.3	0.3	
13	0.0	0.9	0.5	0.3	0.4	
14	0.0	0.7	0.7	0.6	0.5	
15	0.0	0.0	0.3	0.0	0.1	
16	0.0	0.0	0.0	0.0	0.0	
17 or older	0.0	0.0	0.2	0.0	0.1	
N of Valid	412	450	606	358	1826	
N of Miss	13	6	8	8	35	

Table 80: How wrong do you think it is for someone your age to: take a handgun to school?





Response	6	8	10	12	Total	
Very wrong	90.7	89.0	88.0	93.4	89.9	
Wrong	7.4	8.8	9.3	3.9	7.7	
A little bit wrong	1.2	2.0	2.3	2.5	2.0	
Not wrong at all	0.7	0.2	0.3	0.3	0.4	
N of Valid	421	453	610	362	1846	
N of Miss	4	3	4	4	15	

Table 81: How wrong do you think it is for someone your age to: steal anything worth more than \$5?





Response	6	8	10	12	Total	
Very wrong	67.8	59.6	59.4	66.2	62.7	
Wrong	23.9	30.9	29.0	25.5	27.6	
A little bit wrong	6.9	8.0	10.0	7.8	8.4	
Not wrong at all	1.4	1.6	1.6	0.6	1.4	
N of Valid	419	450	611	361	1841	
N of Miss	6	6	3	5	20	

Table 82: How wrong do you think it is for someone your age to: pick a fight with someone?





Response	6	8	10	12	Total	
Very wrong	56.9	38.0	38.5	41.5	43.2	
Wrong	28.2	34.9	31.6	37.3	32.7	
A little bit wrong	13.3	21.9	24.6	17.0	19.9	
Not wrong at all	1.7	5.1	5.3	4.2	4.2	
N of Valid	415	447	605	359	1826	
N of Miss	10	9	9	7	35	

Table 83: How wrong do you think it is for someone your age to: attack someone with the idea of seriously hurting them?





Response	6	8	10	12	Total	
Very wrong	83.5	71.9	67.1	71.7	72.9	
Wrong	12.2	16.4	21.3	17.5	17.3	
A little bit wrong	2.2	9.3	9.5	8.6	7.6	
Not wrong at all	2.2	2.4	2.1	2.2	2.2	
N of Valid	417	452	611	361	1841	
N of Miss	8	4	3	5	20	

Table 84: How wrong do you think it is for someone your age to: stay away from school all day when their parents think they are at school?





Response	6	8	10	12	Total	
Very wrong	83.8	65.8	53.8	37.1	60.3	
Wrong	13.6	24.2	28.5	33.2	25.0	
A little bit wrong	1.0	8.0	14.1	24.1	11.6	
Not wrong at all	1.7	2.0	3.6	5.5	3.1	
N of Valid	420	450	611	361	1842	
N of Miss	5	6	3	5	19	

Table 85: How wrong do you think it is for someone your age to: drink beer, wine or hard liquor (for example, vodka, whiskey, or gin) regularly?





Response	6	8	10	12	Total	
Very wrong	88.8	70.9	53.8	40.7	63.3	
Wrong	6.9	16.9	21.0	24.1	17.4	
A little bit wrong	3.3	8.4	16.4	23.8	12.9	
Not wrong at all	1.0	3.8	8.9	11.4	6.3	
N of Valid	418	450	610	361	1839	
N of Miss	7	6	4	5	22	

Table 86: How wrong do you think it is for someone your age to: smoke cigarettes?





Response	6	8	10	12	Total	
Very wrong	87.0	74.3	63.8	45.9	68.1	
Wrong	9.1	16.5	16.4	20.7	15.6	
A little bit wrong	2.6	6.0	11.5	16.9	9.2	
Not wrong at all	1.2	3.1	8.2	16.6	7.0	
N of Valid	416	448	608	362	1834	
N of Miss	9	8	6	4	27	

Table 87: How wrong do you think it is for someone your age to: smoke marijuana?





Response	6	8	10	12	Total	
Very wrong	92.3	78.3	65.2	51.1	71.7	
Wrong	4.1	10.1	15.2	17.7	11.9	
A little bit wrong	2.2	7.6	9.4	14.4	8.3	
Not wrong at all	1.5	4.0	10.2	16.9	8.0	
N of Valid	413	447	606	362	1828	
N of Miss	12	9	8	4	33	

Table 88: How wrong do you think it is for someone your age to: use prescription drugs or non-prescription drugs for the purpose of getting high?





Response	6	8	10	12	Total	
Very wrong	92.5	86.2	78.4	72.9	82.4	
Wrong	5.8	9.4	15.2	16.0	11.8	
A little bit wrong	1.2	3.1	4.8	8.8	4.4	
Not wrong at all	0.5	1.3	1.6	2.2	1.4	
N of Valid	414	449	610	362	1835	
N of Miss	11	7	4	4	26	

Table 89: How wrong do you think it is for someone your age to: use synthetic marijuana (K2, spice) or bath salts?





Response	6	8	10	12	Total	
Very wrong	91.7	88.2	82.8	75.7	84.7	
Wrong	5.6	6.2	10.7	14.1	9.1	
A little bit wrong	1.5	4.0	3.4	6.9	3.8	
Not wrong at all	1.2	1.6	3.1	3.3	2.3	
N of Valid	408	450	610	362	1830	
N of Miss	17	6	4	4	31	

Table 90: How wrong do you think it is for someone your age to: use LSD, cocaine, amphetamines or another illegal drug?





Response	6	8	10	12	Total	
Very wrong	96.6	91.5	89.1	87.3	91.1	
Wrong	1.4	5.3	8.1	9.1	6.1	
A little bit wrong	1.0	1.3	1.8	1.4	1.4	
Not wrong at all	1.0	1.8	1.0	2.2	1.4	
N of Valid	417	449	608	362	1836	
N of Miss	8	7	6	4	25	

Table 91: At school during the past 12 months, did you receive help from the resource teacher, speech therapist or other special education teacher?



Response	6	8	10	12	Total	
No	83.2	87.7	93.0	90.6	89.3	
Yes	16.8	12.3	7.0	9.4	10.7	
N of Valid	322	359	570	339	1590	
N of Miss	103	97	44	27	271	

Table 92: How many times in the past year (12 months) have you: been suspended from school?







Response	6	8	10	12	Total	
Never	94.2	93.7	92.3	92.8	93.2	
1 to 2 times	4.8	5.6	6.7	5.5	5.8	
3 to 5 times	0.5	0.2	0.3	1.4	0.5	
6 to 9 times	0.2	0.2	0.2	0.0	0.2	
10 to 19 times	0.2	0.2	0.2	0.3	0.2	
20 to 29 times	0.0	0.0	0.0	0.0	0.0	
30 to 39 times	0.0	0.0	0.0	0.0	0.0	
40+ times	0.0	0.0	0.3	0.0	0.1	
N of Valid	415	447	611	361	1834	
N of Miss	10	9	3	5	27	

Table 93: How many times in the past year (12 months) have you: carried a handgun?









Response	6	8	10	12	Total	
Never	96.3	95.4	97.4	97.5	96.7	
1 to 2 times	2.5	2.3	1.6	1.1	1.9	
3 to 5 times	0.5	0.9	0.3	0.0	0.4	
6 to 9 times	0.2	0.2	0.3	0.0	0.2	
10 to 19 times	0.2	0.0	0.2	0.3	0.2	
20 to 29 times	0.0	0.2	0.0	0.0	0.1	
30 to 39 times	0.0	0.0	0.0	0.3	0.1	
40+ times	0.2	0.9	0.2	0.8	0.5	
N of Valid	405	435	611	360	1811	
N of Miss	20	21	3	6	50	

Table 94: How many times in the past year (12 months) have you: sold illegal drugs?

Response	6	8	10	12	Total	
Never	99.2	98.6	94.9	91.9	96.2	
1 to 2 times	0.8	0.7	2.3	2.8	1.7	
3 to 5 times	0.0	0.0	0.8	0.8	0.4	
6 to 9 times	0.0	0.0	0.7	0.3	0.3	
10 to 19 times	0.0	0.2	0.3	2.5	0.7	
20 to 29 times	0.0	0.2	0.2	1.4	0.4	
30 to 39 times	0.0	0.0	0.2	0.0	0.1	
40+ times	0.0	0.2	0.7	0.3	0.3	
N of Valid	398	441	608	360	1807	
N of Miss	27	15	6	6	54	

Table 95: How many times in the past year (12 months) have you: stolen or tried to steal a motor vehicle such as a car or motorcycle?

Response	6	8	10	12	Total	
Never	99.0	98.9	97.5	97.8	98.2	
1 to 2 times	0.8	0.7	2.0	1.9	1.4	
3 to 5 times	0.0	0.0	0.2	0.0	0.1	
6 to 9 times	0.0	0.2	0.2	0.3	0.2	
10 to 19 times	0.0	0.0	0.0	0.0	0.0	
20 to 29 times	0.0	0.0	0.0	0.0	0.0	
30 to 39 times	0.0	0.0	0.0	0.0	0.0	
40+ times	0.3	0.2	0.2	0.0	0.2	
N of Valid	398	437	611	361	1807	
N of Miss	27	19	3	5	54	

Table 96: How many times in the past year (12 months) have you: participated in clubs, organizations or activities at school?

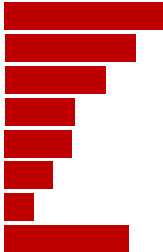
Response	6	8	10	12	Total	
Never	26.5	22.7	23.6	22.8	23.9	
1 to 2 times	26.5	23.4	13.4	14.7	19.0	
3 to 5 times	16.4	16.0	12.8	11.1	14.0	
6 to 9 times	9.8	7.4	9.7	8.1	8.8	
10 to 19 times	6.6	9.4	9.5	8.1	8.6	
20 to 29 times	3.7	4.9	4.6	9.4	5.4	
30 to 39 times	1.5	0.9	3.0	3.9	2.3	
40+ times	9.1	15.3	23.4	21.9	17.9	
N of Valid	408	445	610	360	1823	
N of Miss	17	11	4	6	38	

Table 97: How many times in the past year (12 months) have you: been arrested?


Response	6	8	10	12	Total	
Never	97.7	95.7	95.1	93.6	95.5	
1 to 2 times	2.1	3.4	4.1	5.9	3.8	
3 to 5 times	0.0	0.2	0.5	0.3	0.3	
6 to 9 times	0.3	0.5	0.2	0.3	0.3	
10 to 19 times	0.0	0.0	0.0	0.0	0.0	
20 to 29 times	0.0	0.0	0.2	0.0	0.1	
30 to 39 times	0.0	0.0	0.0	0.0	0.0	
40+ times	0.0	0.2	0.0	0.0	0.1	
N of Valid	389	440	610	358	1797	
N of Miss	36	16	4	8	64	

Table 98: How many times in the past year (12 months) have you: attacked someone with the idea of seriously hurting them?


Response	6	8	10	12	Total	
Never	94.2	89.7	89.0	91.7	90.9	
1 to 2 times	3.8	7.6	8.5	6.1	6.8	
3 to 5 times	0.3	1.8	1.3	1.1	1.2	
6 to 9 times	0.8	0.5	0.5	0.8	0.6	
10 to 19 times	0.0	0.5	0.2	0.0	0.2	
20 to 29 times	0.3	0.0	0.0	0.3	0.1	
30 to 39 times	0.3	0.0	0.0	0.0	0.1	
40+ times	0.5	0.0	0.5	0.0	0.3	
N of Valid	396	437	611	361	1805	
N of Miss	29	19	3	5	56	

Table 99: How many times in the past year (12 months) have you: been drunk or high at school?


Response	6	8	10	12	Total	
Never	98.5	95.2	89.5	81.9	91.4	
1 to 2 times	1.0	2.5	4.6	7.5	3.9	
3 to 5 times	0.0	0.7	2.1	2.8	1.4	
6 to 9 times	0.3	0.2	1.5	2.5	1.1	
10 to 19 times	0.3	0.2	1.1	1.1	0.7	
20 to 29 times	0.0	0.5	0.2	0.6	0.3	
30 to 39 times	0.0	0.0	0.5	0.8	0.3	
40+ times	0.0	0.7	0.5	2.8	0.9	
N of Valid	398	439	611	359	1807	
N of Miss	27	17	3	7	54	

Table 100: How many times in the past year (12 months) have you: taken a handgun to school?

Response	6	8	10	12	Total	
Never	99.7	99.8	99.8	99.7	99.8	
1 to 2 times	0.3	0.0	0.0	0.3	0.1	
3 to 5 times	0.0	0.0	0.2	0.0	0.1	
6 to 9 times	0.0	0.0	0.0	0.0	0.0	
10 to 19 times	0.0	0.0	0.0	0.0	0.0	
20 to 29 times	0.0	0.0	0.0	0.0	0.0	
30 to 39 times	0.0	0.0	0.0	0.0	0.0	
40+ times	0.0	0.2	0.0	0.0	0.1	
N of Valid	385	434	610	359	1788	
N of Miss	40	22	4	7	73	

Table 101: Are you currently on probation, or assigned a probation officer with Juvenile Court?

Response	6	8	10	12	Total	
No	98.3	98.3	97.1	98.8	98.0	
Yes	1.7	1.7	2.9	1.2	2.0	
N of Valid	291	344	558	341	1534	
N of Miss	134	112	56	25	327	

Table 102: Have you ever belonged to a gang?

Response	6	8	10	12	Total	
No	95.3	93.4	94.1	96.4	94.7	
No, but would like to	0.7	1.3	2.5	1.1	1.5	
Yes, in the past	2.4	2.4	2.8	1.1	2.3	
Yes, belong now	1.4	2.6	0.5	1.4	1.4	
Yes, but would like to get out	0.2	0.2	0.2	0.0	0.2	
N of Valid	424	455	610	362	1851	
N of Miss	1	1	4	4	10	

Table 103: If you have ever belonged to a gang, did that gang have a name?

Response	6	8	10	12	Total	
No	7.6	7.2	10.0	8.4	8.4	
Yes	3.3	4.8	3.3	1.7	3.3	
I have never belonged to a gang	89.1	88.0	86.7	89.9	88.2	
N of Valid	422	442	603	356	1823	
N of Miss	3	14	11	10	38	

Table 104: You are at a party at someone's house, and one of your friends offers you a drink containing alcohol. What would you say or do?

Response	6	8	10	12	Total	
Drink it	3.6	14.2	31.1	38.4	22.1	
Tell your friend, 'No thanks, I don't drink' and suggest that you and your friend go and do something else	49.9	40.5	30.8	25.1	36.4	
Just say, 'No thanks' and walk away	30.6	31.6	28.5	28.1	29.7	
Make up a good excuse, tell your friend you had something else to do, and leave	15.9	13.7	9.6	8.4	11.8	
N of Valid	421	452	607	359	1839	
N of Miss	4	4	7	7	22	

Table 105: How often do you attend religious services or activities?

Response	6	8	10	12	Total	
Never	18.4	12.6	13.8	22.4	16.2	
Rarely	19.6	18.8	21.7	23.5	20.9	
1-2 Times a Month	11.6	13.2	12.2	12.2	12.3	
About Once a Week or More	50.5	55.4	52.2	42.0	50.6	
N of Valid	414	446	607	362	1829	
N of Miss	11	10	7	4	32	

Table 106: I think sometimes it's okay to cheat at school.


Response	6	8	10	12	Total	
NO!	67.5	41.8	25.1	19.9	37.8	
no	27.8	40.4	40.2	35.9	36.6	
yes	4.0	15.8	29.6	39.5	22.3	
YES!	0.7	2.0	5.1	4.7	3.3	
N of Valid	421	450	609	362	1842	
N of Miss	4	6	5	4	19	

Table 107: It is important to think before you act.

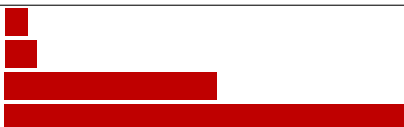
Response	6	8	10	12	Total	
NO!	1.7	1.6	0.7	0.8	1.1	
no	2.6	2.9	3.4	1.1	2.7	
yes	20.3	37.0	37.9	31.8	32.5	
YES!	75.4	58.5	58.0	66.3	63.7	
N of Valid	418	451	609	362	1840	
N of Miss	7	5	5	4	21	

Table 108: Sometimes I think that life is not worth it.


Response	6	8	10	12	Total	
NO!	64.4	49.7	45.9	52.4	52.3	
no	20.5	21.1	27.1	23.4	23.4	
yes	10.5	21.3	20.2	18.7	18.0	
YES!	4.6	7.9	6.7	5.6	6.3	
N of Valid	410	441	608	359	1818	
N of Miss	15	15	6	7	43	

Table 109: At times I think I am no good at all.

Response	6	8	10	12	Total	
NO!	43.0	35.3	31.7	35.6	35.9	
no	22.3	26.3	27.3	29.6	26.4	
yes	24.0	26.5	31.6	27.6	27.9	
YES!	10.7	11.9	9.4	7.2	9.9	
N of Valid	412	445	608	362	1827	
N of Miss	13	11	6	4	34	

Table 110: All in all, I am inclined to think that I am a failure.

Response	6	8	10	12	Total	
NO!	59.4	49.3	44.1	49.3	49.9	
no	26.4	28.6	35.8	36.8	32.1	
yes	10.0	14.3	15.3	10.8	13.0	
YES!	4.2	7.8	4.8	3.0	5.1	
N of Valid	409	448	603	361	1821	
N of Miss	16	8	11	5	40	

Table 111: In the past year, have you felt depressed or sad MOST days, even if you felt okay sometimes?

Response	6	8	10	12	Total	
NO!	35.8	36.0	30.4	32.6	33.4	
no	22.2	20.9	26.2	29.8	24.7	
yes	27.2	28.2	28.4	24.6	27.3	
YES!	14.8	14.9	15.0	13.0	14.5	
N of Valid	419	450	606	362	1837	
N of Miss	6	6	8	4	24	

Table 112: It is all right to beat up people if they start the fight.





Response	6	8	10	12	Total	
NO!	56.8	32.3	25.1	27.7	34.6	
no	17.3	25.6	23.9	23.8	22.8	
yes	14.1	22.9	26.9	27.4	23.1	
YES!	11.8	19.2	24.1	21.1	19.5	
N of Valid	417	449	606	361	1833	
N of Miss	8	7	8	5	28	

Table 113: I think it is okay to take something without asking if you can get away with it.





Response	6	8	10	12	Total	
NO!	84.5	65.2	61.0	64.3	68.0	
no	13.8	31.0	31.5	29.9	27.0	
yes	1.2	3.3	5.6	5.3	4.0	
YES!	0.5	0.4	1.8	0.6	0.9	
N of Valid	419	451	603	361	1834	
N of Miss	6	5	11	5	27	

Table 114: Where do you get the most information about living a drug and alcohol free life? Parents/guardians





Response	6	8	10	12	Total	
All the time	50.1	45.9	42.1	38.0	44.0	
Most	21.2	29.3	28.9	27.4	27.0	
Some	17.0	16.0	16.3	24.9	18.1	
Very little	11.6	8.8	12.8	9.7	10.9	
N of Valid	405	444	603	361	1813	
N of Miss	20	12	11	5	48	

Table 115: Where do you get the most information about living a drug and alcohol free life? Friends





Response	6	8	10	12	Total	
All the time	23.1	15.3	15.6	10.0	16.1	
Most	16.1	20.5	15.6	13.6	16.5	
Some	23.6	26.4	32.7	31.3	28.8	
Very little	37.2	37.8	36.2	45.2	38.6	
N of Valid	398	444	597	361	1800	
N of Miss	27	12	17	5	61	

Table 116: Where do you get the most information about living a drug and alcohol free life? Family members





Response	6	8	10	12	Total	
All the time	44.0	37.2	30.0	25.6	34.0	
Most	24.1	28.0	28.6	30.1	27.8	
Some	18.6	22.8	25.6	27.3	23.7	
Very little	13.3	12.0	15.8	17.0	14.5	
N of Valid	398	443	594	359	1794	
N of Miss	27	13	20	7	67	

Table 117: Where do you get the most information about living a drug and alcohol free life? School





Response	6	8	10	12	Total	
All the time	60.7	47.6	33.4	31.0	42.5	
Most	22.4	29.2	33.4	29.3	29.1	
Some	8.4	14.2	20.8	25.7	17.3	
Very little	8.6	9.0	12.5	14.0	11.0	
N of Valid	407	445	602	358	1812	
N of Miss	18	11	12	8	49	

Table 118: Where do you get the most information about living a drug and alcohol free life? Internet





Response	6	8	10	12	Total	
All the time	11.8	8.0	8.4	8.1	8.9	
Most	6.6	10.2	9.5	7.5	8.7	
Some	19.9	27.0	27.6	25.6	25.4	
Very little	61.6	54.8	54.5	58.9	57.0	
N of Valid	391	440	598	360	1789	
N of Miss	34	16	16	6	72	

Table 119: Where do you get the most information about living a drug and alcohol free life? TV





Response	6	8	10	12	Total	
All the time	19.6	12.5	10.4	8.9	12.6	
Most	13.0	14.1	11.9	10.0	12.3	
Some	24.2	31.4	34.9	29.8	30.7	
Very little	43.3	42.0	42.9	51.3	44.4	
N of Valid	393	440	599	359	1791	
N of Miss	32	16	15	7	70	

Table 120: Where do you get the most information about living a drug and alcohol free life? Social media





Response	6	8	10	12	Total	
All the time	14.2	9.1	10.3	9.2	10.6	
Most	9.8	12.5	9.4	7.8	9.9	
Some	20.1	24.4	31.6	26.8	26.4	
Very little	55.9	54.0	48.7	56.1	53.1	
N of Valid	379	439	595	358	1771	
N of Miss	46	17	19	8	90	

Table 121: How much do you think people risk harming themselves (physically or in other ways) if they: smoked one or more packs of cigarettes per day?

Response	6	8	10	12	Total	
No risk	9.7	6.3	4.9	4.2	6.2	
Slight risk	4.6	7.4	9.7	8.9	7.8	
Moderate risk	14.0	17.5	21.5	20.0	18.6	
Great risk	71.7	68.8	63.9	66.9	67.4	
N of Valid	413	445	609	360	1827	
N of Miss	12	11	5	6	34	

Table 122: How much do you think people risk harming themselves (physically or in other ways) if they: try marijuana once or twice?

Response	6	8	10	12	Total	
No risk	10.3	14.4	25.8	39.4	22.2	
Slight risk	15.2	22.5	24.8	26.8	22.5	
Moderate risk	28.4	24.3	18.1	17.3	21.8	
Great risk	46.1	38.9	31.2	16.5	33.5	
N of Valid	408	445	608	358	1819	
N of Miss	17	11	6	8	42	

Table 123: How much do you think people risk harming themselves (physically or in other ways) if they: smoke marijuana once or twice a week?

Response	6	8	10	12	Total	
No risk	9.9	11.4	18.1	25.2	16.0	
Slight risk	7.2	12.7	15.3	18.5	13.5	
Moderate risk	21.3	21.1	18.7	24.1	21.0	
Great risk	61.6	54.8	47.9	32.2	49.6	
N of Valid	404	440	603	357	1804	
N of Miss	21	16	11	9	57	

Table 124: How much do you think people risk harming themselves (physically or in other ways) if they: take one or two drinks of an alcoholic beverage (beer, wine, liquor) nearly every day?


Response	6	8	10	12	Total	
No risk	10.7	11.0	11.5	13.6	11.6	
Slight risk	11.4	18.9	19.5	19.7	17.6	
Moderate risk	25.8	25.6	29.1	31.4	27.9	
Great risk	52.1	44.5	39.9	35.3	42.8	
N of Valid	411	445	609	360	1825	
N of Miss	14	11	5	6	36	

Table 125: How much do you think people risk harming themselves (physically or in other ways) if they: have five or more drinks of an alcoholic beverage once or twice each weekend?


Response	6	8	10	12	Total	
No risk	9.8	8.1	7.9	7.2	8.2	
Slight risk	8.8	10.3	13.5	15.6	12.1	
Moderate risk	18.8	23.1	26.3	29.2	24.4	
Great risk	62.7	58.5	52.4	48.1	55.3	
N of Valid	410	446	609	360	1825	
N of Miss	15	10	5	6	36	

Table 126: How much do you think people risk harming themselves (physically or in other ways) if they: use prescription drugs that are not prescribed to them?


Response	6	8	10	12	Total	
No risk	8.5	6.3	4.8	3.3	5.7	
Slight risk	3.7	6.5	6.4	9.7	6.5	
Moderate risk	14.4	17.0	17.3	19.2	17.0	
Great risk	73.4	70.2	71.5	67.7	70.9	
N of Valid	410	446	607	359	1822	
N of Miss	15	10	7	7	39	

Table 127: How much do you think people risk harming themselves (physically or in other ways) if they: use non-prescription drugs to get high?

Response	6	8	10	12	Total	
No risk	9.8	6.3	4.6	3.1	5.9	
Slight risk	3.2	4.5	5.8	7.6	5.2	
Moderate risk	10.5	15.2	14.3	17.4	14.3	
Great risk	76.5	74.0	75.3	72.0	74.6	
N of Valid	409	446	608	357	1820	
N of Miss	16	10	6	9	41	

Table 128: Have you ever used smokeless tobacco (chew, snuff, plug, dipping tobacco, or chewing tobacco)?

Response	6	8	10	12	Total	
Never	93.0	90.4	73.6	70.3	81.5	
Once or Twice	4.8	4.2	12.5	13.3	8.9	
Once in a while but not regularly	1.2	2.0	4.8	4.4	3.2	
Regularly in the past	1.0	0.7	2.8	5.0	2.3	
Regularly now	0.0	2.7	6.3	6.9	4.1	
N of Valid	416	448	606	360	1830	
N of Miss	9	8	8	6	31	

Table 129: How often have you taken smokeless tobacco during the past 30 days?

Response	6	8	10	12	Total	
Not at all	99.0	95.3	87.7	87.8	92.1	
Once or twice	0.7	1.8	3.9	3.3	2.6	
Once or twice per week	0.0	0.9	1.8	0.8	1.0	
Three to five times per week	0.0	0.9	0.3	1.4	0.6	
About once a day	0.2	0.4	2.1	0.3	0.9	
More than once a day	0.0	0.7	4.1	6.4	2.8	
N of Valid	416	448	608	361	1833	
N of Miss	9	8	6	5	28	

Table 130: Have you ever smoked cigarettes?






Response	6	8	10	12	Total	
Never	92.8	85.1	69.8	55.1	75.9	
Once or Twice	5.3	8.7	13.5	15.2	10.8	
Once in a while but not regularly	1.0	3.1	5.9	9.7	4.9	
Regularly in the past	0.5	2.0	5.3	9.7	4.3	
Regularly now	0.5	1.1	5.4	10.2	4.2	
N of Valid	417	449	606	361	1833	
N of Miss	8	7	8	5	28	

Table 131: How frequently have you smoked cigarettes during the past 30 days?








Response	6	8	10	12	Total	
Not at all	97.6	95.5	88.6	81.4	90.9	
Less than one cigarette per day	1.2	2.2	4.1	7.2	3.6	
One to five cigarettes per day	0.7	2.0	4.4	7.5	3.6	
About one-half pack per day	0.2	0.0	1.5	2.5	1.0	
About one pack per day	0.0	0.2	1.0	1.4	0.7	
About one and one-half packs per day	0.0	0.0	0.2	0.0	0.1	
Two packs or more per day	0.2	0.0	0.2	0.0	0.1	
N of Valid	416	447	607	361	1831	
N of Miss	9	9	7	5	30	

Table 132: Which statement best describes rules about smoking inside your home?






Response	6	8	10	12	Total	
Smoking is not allowed anywhere inside your home	70.4	65.5	75.2	74.7	71.7	
Smoking is allowed in some places and at some times	8.3	6.3	6.3	7.2	6.9	
Smoking is allowed anywhere inside the home	2.2	3.8	3.5	1.9	3.0	
There are no rules about smoking inside the home	2.7	8.5	5.0	8.1	5.9	
I don't know	16.4	15.9	10.1	8.1	12.5	
N of Valid	409	446	606	360	1821	
N of Miss	16	10	8	6	40	

Table 133: Which statement best describes rules about smoking in your family cars?







Response	6	8	10	12	Total	
Smoking is never allowed in any car	64.5	61.6	66.3	62.8	64.0	
Smoking is allowed sometimes or in some cars	10.8	8.3	11.1	13.3	10.8	
Smoking is allowed in any car anytime	4.4	6.3	5.3	4.4	5.2	
There are no rules about smoking in the car	5.4	7.9	7.9	10.3	7.8	
We do not have a family car	1.0	0.4	0.3	1.4	0.7	
I don't know	14.0	15.5	9.1	7.8	11.5	
N of Valid	408	445	606	360	1819	
N of Miss	17	11	8	6	42	

Table 134: During this school year, were you taught in any of your classes about the dangers of tobacco use?






Response	6	8	10	12	Total	
Strongly agree	48.3	39.2	24.6	14.8	31.6	
Agree	26.0	32.8	33.1	29.9	30.8	
Disagree	4.7	6.6	14.4	18.4	11.1	
Strongly disagree	3.9	5.9	10.7	22.1	10.3	
I don't know	17.2	15.5	17.2	14.8	16.3	
N of Valid	408	439	598	358	1803	
N of Miss	17	17	16	8	58	

Table 135: During the past 12 months, have you participated in any community activities to discourage people your age from using cigarettes, chewing tobacco, snuff, dip or cigars?






Response	6	8	10	12	Total	
Strongly agree	20.1	16.6	11.4	8.4	14.0	
Agree	11.4	20.4	16.3	13.2	15.6	
Disagree	13.9	15.6	22.7	23.0	19.0	
Strongly disagree	18.4	18.1	26.5	37.3	24.8	
I don't know	36.1	29.3	23.2	18.2	26.6	
N of Valid	402	441	596	357	1796	
N of Miss	23	15	18	9	65	

Table 136: Think back over the last two weeks. How many times have you had five or more alcoholic drinks in a row?


Response	6	8	10	12	Total	
None	97.3	94.8	87.2	82.5	90.4	
Once	1.2	2.3	5.3	6.4	3.9	
Twice	0.7	0.7	3.2	5.0	2.4	
3-5 times	0.2	1.1	1.7	4.2	1.7	
6-9 times	0.2	0.2	1.3	0.8	0.7	
10 or more times	0.2	0.9	1.3	1.1	0.9	
N of Valid	413	442	602	361	1818	
N of Miss	12	14	12	5	43	

Table 137: During the past 30 days, how many times did you ride in a car or other vehicle driven by someone who had been drinking alcohol or using drugs to get high?


Response	6	8	10	12	Total	
0 times	92.5	90.6	88.0	81.2	88.3	
1 time	3.2	5.0	5.2	8.3	5.3	
2 or 3 times	2.7	2.3	3.3	4.7	3.2	
4 or 5 times	0.7	0.5	1.7	2.5	1.3	
6 or more times	1.0	1.6	1.8	3.3	1.9	
N of Valid	411	438	601	361	1811	
N of Miss	14	18	13	5	50	

Table 138: During the past 30 days, how many times did you drive a car or other vehicle when you had been drinking alcohol or using drugs to get high?

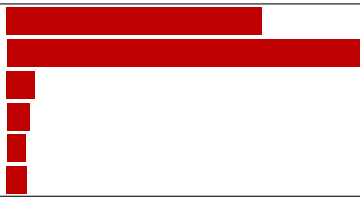
Response	6	8	10	12	Total	
I did not drive a car in the past 30 days	51.4	53.2	34.9	17.8	39.6	
0 times	46.9	44.7	61.9	70.3	56.0	
1 time	1.0	1.4	1.2	5.0	2.0	
2 or 3 times	0.7	0.5	1.0	2.5	1.1	
4 or 5 times	0.0	0.0	0.3	1.9	0.5	
6 or more times	0.0	0.2	0.7	2.5	0.8	
N of Valid	401	434	593	360	1788	
N of Miss	24	22	21	6	73	

Table 139: If you drank alcohol (not just a sip or taste) in the past year, how did you usually get it?













Response	6	8	10	12	Total	
I did not drink alcohol in the past year	93.8	83.9	66.1	48.9	73.2	
I bought it myself with a fake ID	0.5	0.7	0.2	0.0	0.3	
I bought it myself without a fake ID	0.0	0.0	0.0	0.3	0.1	
I got it from someone I know age 21 or older	1.0	3.7	13.8	26.3	10.9	
I got it from someone I know under age 21	0.2	2.5	3.6	7.5	3.4	
I got it from my brother or sister	0.5	0.2	1.4	0.8	0.8	
I got it from home with my parents' permission	0.2	2.3	4.0	4.2	2.8	
I got it from home without my parents' permission	0.7	2.5	2.8	1.4	2.0	
I got it from another relative	0.7	0.5	2.1	1.7	1.3	
A stranger bought it for me	0.0	0.5	0.7	0.6	0.5	
I took it from a store or shop	0.0	0.0	0.0	0.6	0.1	
Other	2.2	3.2	5.5	7.8	4.7	
N of Valid	402	434	581	358	1775	
N of Miss	23	22	33	8	86	

Table 140: If you drank alcohol (not just a sip or taste) in the past year, where did you usually drink it?











Response	6	8	10	12	Total	
I did not drink alcohol in the past year	95.0	84.7	66.3	49.2	73.9	
at my home	1.0	5.6	10.8	11.2	7.4	
at someone else's home	2.5	5.3	17.7	33.4	14.4	
at an open area like a park, beach, field, back road, woods, or a street corner	0.2	2.5	3.8	2.5	2.4	
at a sporting event or concert	0.0	0.2	0.3	0.3	0.2	
at a restaurant, bar, or a nightclub	0.0	0.2	0.2	1.4	0.4	
at an empty building or a construction site	0.2	0.5	0.0	0.3	0.2	
at a hotel/motel	0.5	0.2	0.2	0.8	0.4	
in a car	0.2	0.2	0.3	0.0	0.2	
at school	0.2	0.5	0.3	0.8	0.5	
N of Valid	400	432	576	356	1764	
N of Miss	25	24	38	10	97	

Table 141: How do you feel about someone your age having one or two drinks of an alcoholic beverage nearly every day?


Response	6	8	10	12	Total	
Neither approve nor disapprove	14.7	25.2	28.0	28.3	24.4	
Somewhat disapprove	6.0	10.6	18.5	21.1	14.3	
Strongly disapprove	65.3	55.7	42.5	45.8	51.5	
Don't know or can't say	14.0	8.5	11.0	4.7	9.8	
N of Valid	401	436	593	360	1790	
N of Miss	24	20	21	6	71	

Table 142: On how many occasions have you had alcoholic beverages (beer, wine or hard liquor) to drink in your lifetime - more than just a few sips?


Response	6	8	10	12	Total	
0	89.9	79.8	57.3	36.4	66.1	
01/02/13	7.5	9.8	13.2	13.6	11.1	
03/05/13	1.4	3.2	10.1	14.2	7.2	
06/09/13	0.5	2.3	4.2	8.9	3.8	
10/19/13	0.5	2.3	5.4	8.1	4.0	
20-39	0.0	1.1	3.9	7.8	3.1	
40	0.2	1.6	6.0	11.1	4.6	
N of Valid	415	440	597	360	1812	
N of Miss	10	16	17	6	49	

Table 143: On how many occasions have you drunk one of more drinks of an alcoholic beverage during the past 30 days?


Response	6	8	10	12	Total	
0	98.8	92.5	82.4	73.7	86.9	
01/02/13	0.7	5.9	10.6	14.5	8.0	
03/05/13	0.2	0.5	3.5	4.5	2.2	
06/09/13	0.2	0.7	1.7	4.7	1.7	
10/19/13	0.0	0.0	1.0	1.4	0.6	
20-39	0.0	0.0	0.5	0.8	0.3	
40	0.0	0.5	0.3	0.3	0.3	
N of Valid	413	442	597	358	1810	
N of Miss	12	14	17	8	51	

Table 144: On how many occasions have you used marijuana (grass, pot) or hashish (hash, hash oil) in your lifetime?








Response	6	8	10	12	Total	
0	97.4	93.4	81.5	62.4	84.3	
01/02/13	1.9	3.0	4.0	6.2	3.7	
03/05/13	0.5	0.2	2.2	6.8	2.2	
06/09/13	0.0	0.2	2.2	3.4	1.4	
10/19/13	0.0	0.9	2.0	4.2	1.7	
20-39	0.0	1.1	2.4	2.5	1.6	
40	0.2	1.1	5.7	14.4	5.0	
N of Valid	417	439	595	354	1805	
N of Miss	8	17	19	12	56	

Table 145: On how many occasions have you used marijuana (grass, pot) or hashish (hash, hash oil) during the past 30 days?








Response	6	8	10	12	Total	
0	99.5	97.7	92.6	81.7	93.3	
01/02/13	0.5	0.9	3.0	6.9	2.7	
03/05/13	0.0	0.2	1.2	3.3	1.1	
06/09/13	0.0	0.5	1.2	1.4	0.8	
10/19/13	0.0	0.2	1.2	2.5	0.9	
20-39	0.0	0.0	0.5	1.7	0.5	
40	0.0	0.5	0.3	2.5	0.7	
N of Valid	415	442	596	360	1813	
N of Miss	10	14	18	6	48	

Table 146: On how many occasions have you used LSD or other psychedelics in your lifetime?







Response	6	8	10	12	Total	
0	99.8	99.5	97.5	95.0	98.0	
01/02/13	0.0	0.2	0.8	2.8	0.9	
03/05/13	0.2	0.0	1.0	0.8	0.6	
06/09/13	0.0	0.2	0.3	0.3	0.2	
10/19/13	0.0	0.0	0.2	0.8	0.2	
20-39	0.0	0.0	0.0	0.0	0.0	
40	0.0	0.0	0.2	0.3	0.1	
N of Valid	411	441	598	360	1810	
N of Miss	14	15	16	6	51	

Table 147: On how many occasions have you used LSD or other psychedelics during the past 30 days?


Response	6	8	10	12	Total	
0	100.0	99.8	99.0	99.4	99.5	
01/02/13	0.0	0.0	0.5	0.6	0.3	
03/05/13	0.0	0.2	0.5	0.0	0.2	
06/09/13	0.0	0.0	0.0	0.0	0.0	
10/19/13	0.0	0.0	0.0	0.0	0.0	
20-39	0.0	0.0	0.0	0.0	0.0	
40	0.0	0.0	0.0	0.0	0.0	
N of Valid	412	439	597	359	1807	
N of Miss	13	17	17	7	54	

Table 148: On how many occasions have you used cocaine or crack in your lifetime?


Response	6	8	10	12	Total	
0	99.3	98.4	98.2	96.9	98.2	
01/02/13	0.2	0.5	1.0	2.2	0.9	
03/05/13	0.2	0.9	0.5	0.3	0.5	
06/09/13	0.0	0.0	0.2	0.6	0.2	
10/19/13	0.0	0.0	0.0	0.0	0.0	
20-39	0.0	0.2	0.0	0.0	0.1	
40	0.2	0.0	0.2	0.0	0.1	
N of Valid	416	441	598	360	1815	
N of Miss	9	15	16	6	46	

Table 149: On how many occasions have you used cocaine or crack during the past 30 days?


Response	6	8	10	12	Total	
0	100.0	99.1	99.7	100.0	99.7	
01/02/13	0.0	0.7	0.2	0.0	0.2	
03/05/13	0.0	0.2	0.0	0.0	0.1	
06/09/13	0.0	0.0	0.2	0.0	0.1	
10/19/13	0.0	0.0	0.0	0.0	0.0	
20-39	0.0	0.0	0.0	0.0	0.0	
40	0.0	0.0	0.0	0.0	0.0	
N of Valid	413	441	596	360	1810	
N of Miss	12	15	18	6	51	

Table 150: On how many occasions have you sniffed glue, breathed the contents of an aerosol spray can, or inhaled other gases or sprays, in order to get high in your lifetime?


Response	6	8	10	12	Total	
0	94.5	93.9	90.3	88.9	91.8	
01/02/13	2.2	3.9	4.7	5.6	4.1	
03/05/13	1.9	0.9	1.7	1.7	1.5	
06/09/13	0.7	1.4	1.3	1.9	1.3	
10/19/13	0.5	0.0	1.0	1.1	0.7	
20-39	0.0	0.0	0.3	0.6	0.2	
40	0.2	0.0	0.7	0.3	0.3	
N of Valid	416	440	595	360	1811	
N of Miss	9	16	19	6	50	

Table 151: On how many occasions have you sniffed glue, breathed the contents of an aerosol spray can, or inhaled other gases or sprays, in order to get high during the past 30 days?


Response	6	8	10	12	Total	
0	98.3	98.4	97.5	98.3	98.1	
01/02/13	1.4	1.4	1.8	1.1	1.5	
03/05/13	0.2	0.2	0.2	0.3	0.2	
06/09/13	0.0	0.0	0.3	0.3	0.2	
10/19/13	0.0	0.0	0.0	0.0	0.0	
20-39	0.0	0.0	0.2	0.0	0.1	
40	0.0	0.0	0.0	0.0	0.0	
N of Valid	414	440	597	360	1811	
N of Miss	11	16	17	6	50	

Table 152: On how many occasions have you used Daztrex in your lifetime?


Response	6	8	10	12	Total	
0	100.0	100.0	100.0	100.0	100.0	
01/02/13	0.0	0.0	0.0	0.0	0.0	
03/05/13	0.0	0.0	0.0	0.0	0.0	
06/09/13	0.0	0.0	0.0	0.0	0.0	
10/19/13	0.0	0.0	0.0	0.0	0.0	
20-39	0.0	0.0	0.0	0.0	0.0	
40	0.0	0.0	0.0	0.0	0.0	
N of Valid	407	439	595	360	1801	
N of Miss	18	17	19	6	60	

Table 153: On how many occasions have you used Daztrex during the past 30 days?


Response	6	8	10	12	Total	
0	100.0	100.0	100.0	100.0	100.0	
01/02/13	0.0	0.0	0.0	0.0	0.0	
03/05/13	0.0	0.0	0.0	0.0	0.0	
06/09/13	0.0	0.0	0.0	0.0	0.0	
10/19/13	0.0	0.0	0.0	0.0	0.0	
20-39	0.0	0.0	0.0	0.0	0.0	
40	0.0	0.0	0.0	0.0	0.0	
N of Valid	404	438	595	359	1796	
N of Miss	21	18	19	7	65	

Table 154: On how many occasions have you used synthetic marijuana in your lifetime?








Response	6	8	10	12	Total	
0	99.0	96.8	89.6	80.8	91.7	
01/02/13	0.7	0.9	4.0	9.2	3.5	
03/05/13	0.2	0.9	2.7	3.6	1.9	
06/09/13	0.0	0.5	1.9	1.4	1.0	
10/19/13	0.0	0.2	0.8	3.1	0.9	
20-39	0.0	0.2	0.0	0.6	0.2	
40	0.0	0.5	1.0	1.4	0.7	
N of Valid	413	439	594	359	1805	
N of Miss	12	17	20	7	56	

Table 155: On how many occasions have you used synthetic marijuana during the past 30 days?


Response	6	8	10	12	Total	
0	99.8	98.9	97.3	96.7	98.1	
01/02/13	0.2	0.2	1.5	2.2	1.1	
03/05/13	0.0	0.9	0.3	0.8	0.5	
06/09/13	0.0	0.0	0.2	0.3	0.1	
10/19/13	0.0	0.0	0.5	0.0	0.2	
20-39	0.0	0.0	0.0	0.0	0.0	
40	0.0	0.0	0.2	0.0	0.1	
N of Valid	412	438	594	360	1804	
N of Miss	13	18	20	6	57	

Table 156: On how many occasions have you used methamphetamines (meth, speed, crank, crystal meth) in your lifetime?


Response	6	8	10	12	Total	
0	99.5	99.3	97.3	95.3	97.9	
01/02/13	0.2	0.5	1.5	1.4	0.9	
03/05/13	0.2	0.0	0.3	1.1	0.4	
06/09/13	0.0	0.0	0.5	0.8	0.3	
10/19/13	0.0	0.2	0.3	0.6	0.3	
20-39	0.0	0.0	0.0	0.3	0.1	
40	0.0	0.0	0.0	0.6	0.1	
N of Valid	410	439	594	359	1802	
N of Miss	15	17	20	7	59	

Table 157: On how many occasions have you used methamphetamines (meth, speed, crank, crystal meth) in the past 30 days?


Response	6	8	10	12	Total	
0	100.0	100.0	99.7	99.4	99.8	
01/02/13	0.0	0.0	0.3	0.0	0.1	
03/05/13	0.0	0.0	0.0	0.0	0.0	
06/09/13	0.0	0.0	0.0	0.6	0.1	
10/19/13	0.0	0.0	0.0	0.0	0.0	
20-39	0.0	0.0	0.0	0.0	0.0	
40	0.0	0.0	0.0	0.0	0.0	
N of Valid	413	438	595	360	1806	
N of Miss	12	18	19	6	55	

Table 158: On how many occasions have you used other chemical products (bath salts, plant food, etc.) in your lifetime?


Response	6	8	10	12	Total	
0	98.1	98.9	99.3	99.7	99.0	
01/02/13	1.5	0.9	0.3	0.0	0.7	
03/05/13	0.2	0.0	0.2	0.0	0.1	
06/09/13	0.0	0.0	0.2	0.0	0.1	
10/19/13	0.0	0.2	0.0	0.0	0.1	
20-39	0.0	0.0	0.0	0.0	0.0	
40	0.2	0.0	0.0	0.3	0.1	
N of Valid	412	438	594	360	1804	
N of Miss	13	18	20	6	57	

Table 159: On how many occasions have you used other chemical products (bath salts, plant food, etc.) during the past 30 days?


Response	6	8	10	12	Total	
0	100.0	99.3	99.7	99.7	99.7	
01/02/13	0.0	0.2	0.2	0.0	0.1	
03/05/13	0.0	0.2	0.0	0.0	0.1	
06/09/13	0.0	0.0	0.2	0.0	0.1	
10/19/13	0.0	0.2	0.0	0.0	0.1	
20-39	0.0	0.0	0.0	0.0	0.0	
40	0.0	0.0	0.0	0.3	0.1	
N of Valid	409	438	594	359	1800	
N of Miss	16	18	20	7	61	

Table 160: On how many occasions have you used heroin or other opiates in your lifetime?


Response	6	8	10	12	Total	
0	99.8	99.8	99.5	96.1	98.9	
01/02/13	0.2	0.0	0.3	1.7	0.5	
03/05/13	0.0	0.0	0.2	0.6	0.2	
06/09/13	0.0	0.2	0.0	0.3	0.1	
10/19/13	0.0	0.0	0.0	0.6	0.1	
20-39	0.0	0.0	0.0	0.3	0.1	
40	0.0	0.0	0.0	0.6	0.1	
N of Valid	413	438	594	358	1803	
N of Miss	12	18	20	8	58	

Table 161: On how many occasions have you used heroin or other opiates during the past 30 days?


Response	6	8	10	12	Total	
0	100.0	100.0	100.0	99.2	99.8	
01/02/13	0.0	0.0	0.0	0.6	0.1	
03/05/13	0.0	0.0	0.0	0.0	0.0	
06/09/13	0.0	0.0	0.0	0.3	0.1	
10/19/13	0.0	0.0	0.0	0.0	0.0	
20-39	0.0	0.0	0.0	0.0	0.0	
40	0.0	0.0	0.0	0.0	0.0	
N of Valid	409	437	593	360	1799	
N of Miss	16	19	21	6	62	

Table 162: On how many occasions have you used MDMA ('X', 'E', or ecstasy) in your lifetime?


Response	6	8	10	12	Total	
0	100.0	99.1	96.5	95.3	97.7	
01/02/13	0.0	0.7	1.3	3.3	1.3	
03/05/13	0.0	0.2	1.2	0.6	0.6	
06/09/13	0.0	0.0	0.3	0.0	0.1	
10/19/13	0.0	0.0	0.3	0.3	0.2	
20-39	0.0	0.0	0.0	0.0	0.0	
40	0.0	0.0	0.3	0.6	0.2	
N of Valid	407	437	594	360	1798	
N of Miss	18	19	20	6	63	

Table 163: On how many occasions have you used MDMA ('X', 'E', or ecstasy) during the past 30 days?


Response	6	8	10	12	Total	
0	100.0	99.8	98.8	99.2	99.4	
01/02/13	0.0	0.2	0.5	0.8	0.4	
03/05/13	0.0	0.0	0.3	0.0	0.1	
06/09/13	0.0	0.0	0.2	0.0	0.1	
10/19/13	0.0	0.0	0.2	0.0	0.1	
20-39	0.0	0.0	0.0	0.0	0.0	
40	0.0	0.0	0.0	0.0	0.0	
N of Valid	406	436	594	358	1794	
N of Miss	19	20	20	8	67	

Table 164: On how many occasions have you taken prescription drugs (such as Valium, Xanax, Ritalin, Adderall, OxyContin, Darvocet, or sleeping pills) not prescribed to you in your lifetime?








Response	6	8	10	12	Total	
0	97.8	95.2	87.0	79.1	89.9	
01/02/13	1.2	2.8	4.0	3.6	3.0	
03/05/13	0.5	1.1	3.0	7.5	2.9	
06/09/13	0.0	0.0	1.5	2.2	0.9	
10/19/13	0.0	0.5	1.0	1.9	0.8	
20-39	0.0	0.2	0.7	3.3	0.9	
40	0.5	0.2	2.7	2.2	1.5	
N of Valid	413	436	594	359	1802	
N of Miss	12	20	20	7	59	

Table 165: On how many occasions have you taken prescription drugs (such as Valium, Xanax, Ritalin, Adderall, OxyContin, Darvocet, or sleeping pills) not prescribed to you during the past 30 days?








Response	6	8	10	12	Total	
0	100.0	98.9	94.9	92.5	96.6	
01/02/13	0.0	0.7	2.7	4.5	1.9	
03/05/13	0.0	0.2	1.4	2.5	1.0	
06/09/13	0.0	0.2	0.5	0.3	0.3	
10/19/13	0.0	0.0	0.2	0.3	0.1	
20-39	0.0	0.0	0.2	0.0	0.1	
40	0.0	0.0	0.2	0.0	0.1	
N of Valid	412	435	592	359	1798	
N of Miss	13	21	22	7	63	

Table 166: On how many occasions have you taken non-prescription medicines such as diet pills (for example, Dietac, Dexatrim or Prolamine), stay-awake pills (for example No-Doz, Vivarin, or Wake), or cough or cold medicines (robos, DXM, etc.) to get high in your lifetime?








Response	6	8	10	12	Total	
0	98.3	96.8	95.1	90.8	95.4	
01/02/13	1.0	1.4	2.0	3.6	1.9	
03/05/13	0.2	0.7	0.3	2.2	0.8	
06/09/13	0.5	0.0	0.8	1.4	0.7	
10/19/13	0.0	0.7	0.8	0.8	0.6	
20-39	0.0	0.2	0.2	0.6	0.2	
40	0.0	0.2	0.7	0.6	0.4	
N of Valid	413	436	590	359	1798	
N of Miss	12	20	24	7	63	

Table 167: On how many occasions have you taken non-prescription medicines such as diet pills (for example, Dietac, Dexatrim or Prolamine), stay-awake pills (for example No-Doz, Vivarin, or Wake), or cough or cold medicines (robos, DXM, etc.) to get high during the past 30 days?






Response	6	8	10	12	Total	
0	99.5	99.1	98.1	97.5	98.6	
01/02/13	0.2	0.5	1.2	1.9	0.9	
03/05/13	0.2	0.2	0.2	0.6	0.3	
06/09/13	0.0	0.2	0.2	0.0	0.1	
10/19/13	0.0	0.0	0.0	0.0	0.0	
20-39	0.0	0.0	0.0	0.0	0.0	
40	0.0	0.0	0.3	0.0	0.1	
N of Valid	412	435	589	359	1795	
N of Miss	13	21	25	7	66	

Table 168: On how many occasions have you been drunk or very high from drinking alcoholic beverages during the past 30 days?








Response	6	8	10	12	Total	
0	99.5	97.0	89.0	82.3	92.0	
01/02/13	0.5	1.9	7.0	9.3	4.7	
03/05/13	0.0	0.5	2.0	4.8	1.7	
06/09/13	0.0	0.5	0.7	2.0	0.7	
10/19/13	0.0	0.2	0.7	0.8	0.4	
20-39	0.0	0.0	0.2	0.6	0.2	
40	0.0	0.0	0.5	0.3	0.2	
N of Valid	412	430	589	355	1786	
N of Miss	13	26	25	11	75	

Table 169: On how many occasions have you drunk flavored alcoholic beverages, sometimes called 'alcopops' (like Mike's Hard Lemonade, Smirnoff Ice, Bacardi Breezers, etc.) in your lifetime?








Response	6	8	10	12	Total	
0	95.2	84.4	70.4	55.7	76.6	
01/02/13	2.7	10.6	10.7	11.7	9.0	
03/05/13	1.0	1.8	5.9	10.9	4.8	
06/09/13	0.7	0.9	3.6	7.5	3.1	
10/19/13	0.2	1.1	3.9	5.0	2.6	
20-39	0.2	0.2	1.5	2.5	1.1	
40	0.0	0.9	4.1	6.7	2.9	
N of Valid	414	436	591	359	1800	
N of Miss	11	20	23	7	61	

Table 170: On how many occasions have you drunk flavored alcoholic beverages, sometimes called 'alcopops' (like Mike's Hard Lemonade, Smirnoff Ice, Bacardi Breezers, etc.) during the past 30 days?








Response	6	8	10	12	Total	
0	98.8	94.9	88.9	85.8	92.0	
01/02/13	1.2	3.4	7.6	8.4	5.3	
03/05/13	0.0	1.1	2.2	2.5	1.5	
06/09/13	0.0	0.2	0.8	1.7	0.7	
10/19/13	0.0	0.2	0.2	1.4	0.4	
20-39	0.0	0.0	0.0	0.3	0.1	
40	0.0	0.0	0.3	0.0	0.1	
N of Valid	414	435	592	359	1800	
N of Miss	11	21	22	7	61	

Table 171: If you used prescription drugs or over the counter drugs without a doctor telling you to use it or for the purpose of getting high, where did you get these drugs?












Response	6	8	10	12	Total	
I did not use prescription drugs or over the counter drugs to get high.	98.0	96.5	90.6	82.6	92.1	
I bought it or took it from a store or shop.	0.2	0.2	0.3	0.6	0.3	
I got it from my parents with permission.	0.0	0.5	1.0	1.4	0.7	
I got it from home without permission.	0.7	0.5	1.4	0.8	0.9	
I got it from a relative with permission.	0.5	0.0	1.2	0.8	0.7	
I got it from a relative without permission.	0.0	0.5	0.2	0.0	0.2	
I got it from a friends home with permission.	0.0	0.0	0.9	2.2	0.7	
I got it from a friends home without permission.	0.0	0.5	0.2	0.3	0.2	
I got it from a friend while at school.	0.0	0.2	1.0	1.7	0.7	
I got it from a friend while at a party.	0.2	0.5	1.0	1.7	0.8	
I got it from a friend, elsewhere	0.2	0.7	2.2	7.8	2.5	
N of Valid	403	427	586	357	1773	
N of Miss	22	29	28	9	88	

Table 172: During the last month, about how many marijuana cigarettes, or the equivalent, did you smoke a day, on the average?


Response	6	8	10	12	Total	
None	98.1	94.2	91.3	84.7	92.3	
Less than 1 a day	0.5	2.1	3.1	7.2	3.1	
1 a day	0.5	1.4	1.0	1.7	1.1	
2-3 a day	0.5	0.9	1.9	3.6	1.7	
4-6 a day	0.0	0.9	1.4	1.7	1.0	
7-10 a day	0.0	0.2	0.7	0.8	0.4	
11 or more a day	0.5	0.2	0.7	0.3	0.4	
N of Valid	412	434	588	360	1794	
N of Miss	13	22	26	6	67	

Table 173: How wrong do your friends feel it would be for YOU to: drink alcohol?


Response	6	8	10	12	Total	
Very wrong	83.5	61.8	49.5	40.1	58.4	
Wrong	10.7	19.2	19.8	19.8	17.6	
A little bit wrong	2.9	12.0	14.8	19.8	12.4	
Not wrong at all	2.9	6.9	15.9	20.3	11.6	
N of Valid	411	432	586	359	1788	
N of Miss	14	24	28	7	73	

Table 174: How wrong do your friends feel it would be for YOU to: smoke tobacco?


Response	6	8	10	12	Total	
Very wrong	86.0	71.2	54.9	38.7	62.7	
Wrong	8.8	16.7	18.1	17.0	15.4	
A little bit wrong	2.5	7.0	10.6	17.5	9.3	
Not wrong at all	2.7	5.1	16.4	26.7	12.6	
N of Valid	408	430	585	359	1782	
N of Miss	17	26	29	7	79	

Table 175: How wrong do your friends feel it would be for YOU to: smoke marijuana?





Response	6	8	10	12	Total	
Very wrong	90.6	71.4	60.6	45.8	67.1	
Wrong	4.9	13.7	13.0	14.0	11.5	
A little bit wrong	2.7	7.4	11.0	14.5	8.9	
Not wrong at all	1.7	7.4	15.4	25.7	12.4	
N of Valid	406	430	584	358	1778	
N of Miss	19	26	30	8	83	

Table 176: How wrong do your friends feel it would be for YOU to: use prescription drugs not prescribed to you





Response	6	8	10	12	Total	
Very wrong	91.2	77.7	67.5	58.7	73.6	
Wrong	6.6	13.9	16.9	17.3	13.9	
A little bit wrong	1.5	5.3	8.0	15.6	7.4	
Not wrong at all	0.7	3.0	7.5	8.4	5.1	
N of Valid	408	431	585	358	1782	
N of Miss	17	25	29	8	79	

Table 177: How wrong would most adults (over 21) in your neighborhood think it is for kids your age: to use marijuana?





Response	6	8	10	12	Total	
Very wrong	91.4	81.5	71.3	67.7	77.6	
Wrong	4.7	10.2	17.1	19.2	13.0	
A little bit wrong	2.2	4.4	8.7	8.9	6.2	
Not wrong at all	1.7	3.9	2.9	4.2	3.1	
N of Valid	408	432	585	359	1784	
N of Miss	17	24	29	7	77	

Table 178: How wrong would most adults (over 21) in your neighborhood think it is for kids your age: to drink alcohol?


Response	6	8	10	12	Total	
Very wrong	85.3	75.8	63.3	59.3	70.5	
Wrong	8.1	13.3	19.7	21.4	15.9	
A little bit wrong	4.4	6.7	12.2	12.5	9.2	
Not wrong at all	2.2	4.2	4.8	6.7	4.4	
N of Valid	407	430	583	359	1779	
N of Miss	18	26	31	7	82	

Table 179: How wrong would most adults (over 21) in your neighborhood think it is for kids your age: to smoke cigarettes?


Response	6	8	10	12	Total	
Very wrong	85.0	76.5	65.9	52.9	70.2	
Wrong	8.4	14.0	18.7	17.8	15.0	
A little bit wrong	3.2	5.4	10.1	18.4	9.1	
Not wrong at all	3.4	4.2	5.3	10.9	5.7	
N of Valid	406	429	584	359	1778	
N of Miss	19	27	30	7	83	

Table 180: How much do each of the following statements describe your neighborhood? crime and/or drug selling


Response	6	8	10	12	Total	
NO!	79.9	73.9	69.9	68.9	72.9	
no	11.3	18.1	20.0	16.8	16.9	
yes	6.8	5.9	8.4	10.4	7.8	
YES!	2.0	2.1	1.7	3.9	2.3	
N of Valid	398	425	581	357	1761	
N of Miss	27	31	33	9	100	

Table 181: How much do each of the following statements describe your neighborhood? fights


Response	6	8	10	12	Total	
NO!	64.1	66.4	68.4	66.7	66.6	
no	20.2	18.0	20.4	20.7	19.9	
yes	11.9	11.6	9.1	10.6	10.6	
YES!	3.8	4.0	2.1	2.0	2.9	
N of Valid	396	423	582	357	1758	
N of Miss	29	33	32	9	103	

Table 182: How much do each of the following statements describe your neighborhood? lots of empty or abandoned buildings


Response	6	8	10	12	Total	
NO!	73.0	68.9	68.0	70.2	69.8	
no	16.4	23.5	24.6	22.0	21.9	
yes	8.6	6.6	6.7	6.1	7.0	
YES!	2.0	0.9	0.7	1.7	1.3	
N of Valid	397	425	578	359	1759	
N of Miss	28	31	36	7	102	

Table 183: How much do each of the following statements describe your neighborhood? lots of graffiti


Response	6	8	10	12	Total	
NO!	79.9	75.5	76.2	79.1	77.5	
no	15.2	20.0	21.2	18.9	19.1	
yes	3.9	3.6	2.1	1.7	2.8	
YES!	1.0	1.0	0.5	0.3	0.7	
N of Valid	389	421	576	359	1745	
N of Miss	36	35	38	7	116	

Table 184: I feel safe in my neighborhood.

Response	6	8	10	12	Total
NO!	5.7	6.1	6.5	3.9	5.7
no	10.7	9.7	5.2	6.7	7.8
yes	26.8	30.0	31.7	28.9	29.6
YES!	56.8	54.2	56.6	60.5	56.9
N of Valid	403	424	581	357	1765
N of Miss	22	32	33	9	96

Table 185: If a kid smoked marijuana in your neighborhood would he or she be caught by the police?

Response	6	8	10	12	Total
NO!	7.6	14.7	18.8	22.8	16.1
no	18.1	29.9	42.3	43.7	34.1
yes	30.3	26.3	20.7	20.6	24.2
YES!	44.0	29.1	18.3	12.8	25.6
N of Valid	393	422	575	359	1749
N of Miss	32	34	39	7	112

Table 186: If a kid drank some beer, wine or hard liquor (for example, vodka, whiskey, or gin) in your neighborhood would he or she be caught by the police?

Response	6	8	10	12	Total
NO!	10.2	16.1	24.6	25.1	19.4
no	24.2	39.1	45.0	46.9	39.3
yes	28.8	24.2	17.3	20.9	22.3
YES!	36.7	20.6	13.1	7.0	19.0
N of Valid	392	422	573	358	1745
N of Miss	33	34	41	8	116

Table 187: If a kid carried a handgun in your neighborhood would he or she be caught by the police?





Response	6	8	10	12	Total	
NO!	7.9	12.4	17.1	18.7	14.2	
no	18.4	23.5	29.7	32.4	26.2	
yes	26.1	32.3	25.3	27.9	27.7	
YES!	47.6	31.8	27.8	20.9	31.8	
N of Valid	391	421	572	358	1742	
N of Miss	34	35	42	8	119	

Table 188: If you wanted to get some cigarettes, how easy would it be for you to get some?





Response	6	8	10	12	Total	
Very hard	75.1	56.1	33.8	12.6	44.0	
Sort of hard	10.1	11.6	12.4	8.4	10.9	
Sort of easy	8.3	17.8	23.2	18.8	17.7	
Very easy	6.5	14.5	30.7	60.2	27.5	
N of Valid	385	415	574	357	1731	
N of Miss	40	41	40	9	130	

Table 189: If you wanted to get some beer, wine or hard liquor (for example, vodka, whiskey, or gin), how easy would it be for you to get some?





Response	6	8	10	12	Total	
Very hard	74.7	52.9	32.3	17.1	43.5	
Sort of hard	10.7	15.7	14.8	14.6	14.1	
Sort of easy	7.0	16.4	23.7	31.1	19.8	
Very easy	7.6	15.0	29.1	37.3	22.6	
N of Valid	384	414	573	357	1728	
N of Miss	41	42	41	9	133	

Table 190: If you wanted to get a drug like cocaine, LSD, or amphetamines, how easy would it be for you to get some?

Response	6	8	10	12	Total	
Very hard	90.9	86.9	67.1	55.6	74.7	
Sort of hard	5.2	5.8	14.6	23.5	12.3	
Sort of easy	1.8	3.4	9.4	12.3	6.9	
Very easy	2.1	3.9	8.9	8.7	6.1	
N of Valid	384	412	574	358	1728	
N of Miss	41	44	40	8	133	

Table 191: If you wanted to get a handgun, how easy would it be for you to get one?

Response	6	8	10	12	Total	
Very hard	75.4	63.3	54.6	49.4	60.2	
Sort of hard	9.4	12.9	18.0	21.5	15.6	
Sort of easy	7.6	11.2	12.6	9.5	10.5	
Very easy	7.6	12.7	14.7	19.6	13.6	
N of Valid	382	411	571	358	1722	
N of Miss	43	45	43	8	139	

Table 192: If you wanted to get some marijuana, how easy would it be for you to get some?

Response	6	8	10	12	Total	
Very hard	89.2	74.5	46.6	24.4	58.1	
Sort of hard	5.0	7.3	12.0	14.0	9.7	
Sort of easy	1.8	6.8	15.5	17.7	10.8	
Very easy	3.9	11.4	26.0	43.8	21.3	
N of Valid	381	411	569	356	1717	
N of Miss	44	45	45	10	144	

Table 193: If you wanted to get prescription drugs for the purpose of getting high, how easy would it be for you to get some?





Response	6	8	10	12	Total	
Very hard	82.2	66.4	45.4	30.5	55.5	
Sort of hard	7.8	11.4	14.8	16.2	12.8	
Sort of easy	3.7	10.5	18.7	21.3	13.9	
Very easy	6.3	11.7	21.1	31.9	17.8	
N of Valid	383	411	573	357	1724	
N of Miss	42	45	41	9	137	

Table 194: If you wanted to get synthetic marijuana such as K2 or chemical products such as bath salts to get high, how easy would it be for you to get some?





Response	6	8	10	12	Total	
Very hard	90.1	82.0	58.7	41.3	67.7	
Sort of hard	5.7	6.6	12.5	16.2	10.4	
Sort of easy	0.8	5.3	12.4	17.0	9.1	
Very easy	3.4	6.1	16.4	25.4	12.9	
N of Valid	384	412	574	358	1728	
N of Miss	41	44	40	8	133	

Table 195: If you wanted to get steroids to enhance athletic performance, how easy would it be for you to get some?





Response	6	8	10	12	Total	
Very hard	88.3	85.1	64.4	55.4	72.8	
Sort of hard	6.8	8.3	15.2	24.0	13.5	
Sort of easy	2.3	3.4	10.1	10.9	7.0	
Very easy	2.6	3.2	10.3	9.7	6.8	
N of Valid	384	410	573	359	1726	
N of Miss	41	46	41	7	135	

Table 196: During the past 12 months, have you participated in any alcohol prevention programs or seen any alcohol prevention messages in your school or community? Yes, a school-based program focused on preventing underage drinking and/or drinking and driving.



Response	6	8	10	12	Total	
No	64.0	71.1	80.5	81.7	74.6	
Yes	36.0	28.9	19.5	18.3	25.4	
N of Valid	425	456	614	366	1861	
N of Miss	0	0	0	0	0	

Table 197: During the past 12 months, have you participated in any alcohol prevention programs or seen any alcohol prevention messages in your school or community? Yes, a community-based program focused on preventing underage drinking and/or drinking and driving (for example, through your church or temple or through youth groups like Boys and Girls Club or 4-H).



Response	6	8	10	12	Total	
No	87.8	88.4	91.4	94.8	90.5	
Yes	12.2	11.6	8.6	5.2	9.5	
N of Valid	425	456	614	366	1861	
N of Miss	0	0	0	0	0	

Table 198: During the past 12 months, have you participated in any alcohol prevention programs or seen any alcohol prevention messages in your school or community? Yes, a media campaign addressing underage drinking and/or drinking and driving (for example, newspaper ads, posters, pamphlets, radio, TV).



Response	6	8	10	12	Total	
No	88.7	88.2	88.3	85.5	87.8	
Yes	11.3	11.8	11.7	14.5	12.2	
N of Valid	425	456	614	366	1861	
N of Miss	0	0	0	0	0	

Table 199: During the past 12 months, have you participated in any alcohol prevention programs or seen any alcohol prevention messages in your school or community? No



Response	6	8	10	12	Total	
No	52.9	50.7	37.8	30.1	42.9	
Yes	47.1	49.3	62.2	69.9	57.1	
N of Valid	425	456	614	366	1861	
N of Miss	0	0	0	0	0	

Table 200: How wrong do your parents feel it would be for YOU to: drink beer, wine or hard liquor (for example, vodka, whiskey or gin) regularly?





Response	6	8	10	12	Total	
Very wrong	91.8	87.6	80.6	75.3	83.8	
Wrong	5.7	7.4	11.9	15.2	10.0	
A little bit wrong	1.7	3.3	5.6	7.0	4.4	
Not wrong at all	0.7	1.7	1.9	2.5	1.7	
N of Valid	404	421	572	356	1753	
N of Miss	21	35	42	10	108	

Table 201: How wrong do your parents feel it would be for YOU to: smoke tobacco?





Response	6	8	10	12	Total	
Very wrong	94.1	91.5	83.9	66.0	84.4	
Wrong	4.7	5.9	8.0	17.1	8.6	
A little bit wrong	0.5	1.9	5.1	10.4	4.3	
Not wrong at all	0.7	0.7	3.0	6.5	2.6	
N of Valid	404	422	573	356	1755	
N of Miss	21	34	41	10	106	

Table 202: How wrong do your parents feel it would be for YOU to: smoke marijuana?





Response	6	8	10	12	Total	
Very wrong	97.8	92.8	87.3	77.7	89.1	
Wrong	1.5	4.1	6.1	11.0	5.5	
A little bit wrong	0.0	1.7	3.7	5.6	2.7	
Not wrong at all	0.7	1.4	3.0	5.6	2.6	
N of Valid	401	419	573	355	1748	
N of Miss	24	37	41	11	113	

Table 203: How wrong do your parents feel it would be for YOU to: use prescription drugs not prescribed to you?





Response	6	8	10	12	Total	
Very wrong	96.0	93.6	89.9	86.4	91.5	
Wrong	3.2	4.5	5.9	9.0	5.6	
A little bit wrong	0.5	1.7	2.4	2.3	1.8	
Not wrong at all	0.2	0.2	1.7	2.3	1.1	
N of Valid	402	419	572	354	1747	
N of Miss	23	37	42	12	114	

Table 204: How wrong do your parents feel it would be for YOU to: steal something worth more than \$5?





Response	6	8	10	12	Total	
Very wrong	87.4	86.2	85.0	86.2	86.1	
Wrong	10.1	9.3	11.9	10.1	10.5	
A little bit wrong	2.3	4.1	1.7	2.8	2.6	
Not wrong at all	0.3	0.5	1.4	0.8	0.8	
N of Valid	396	419	572	355	1742	
N of Miss	29	37	42	11	119	

Table 205: How wrong do your parents feel it would be for YOU to: draw graffiti, write things, or draw pictures on buildings or other property (without the owner's permission)?





Response	6	8	10	12	Total	
Very wrong	91.0	89.0	86.8	85.7	88.0	
Wrong	6.3	7.2	8.7	11.5	8.4	
A little bit wrong	1.5	3.1	3.3	2.0	2.6	
Not wrong at all	1.3	0.7	1.2	0.8	1.0	
N of Valid	399	418	574	356	1747	
N of Miss	26	38	40	10	114	

Table 206: How wrong do your parents feel it would be for YOU to: pick a fight with someone?





Response	6	8	10	12	Total	
Very wrong	75.1	65.2	61.8	62.8	65.9	
Wrong	18.2	19.8	22.3	22.5	20.8	
A little bit wrong	5.4	12.6	13.1	12.4	11.1	
Not wrong at all	1.2	2.4	2.8	2.3	2.2	
N of Valid	406	419	573	355	1753	
N of Miss	19	37	41	11	108	

Table 207: During the past 12 months, have you talked with at least one of your parents about the dangers of underage drinking and/or drinking and driving? By parents, we mean either your biological parents, adoptive parents, stepparents, or adult guardians - whether or not they live with you.



Response	6	8	10	12	Total	
No	50.0	52.8	50.8	49.4	50.8	
Yes	50.0	47.2	49.2	50.6	49.2	
N of Valid	374	394	557	344	1669	
N of Miss	51	62	57	22	192	

Table 208: The rules in my family are clear.





Response	6	8	10	12	Total	
NO!	2.5	2.9	2.1	3.1	2.6	
no	4.2	7.2	6.0	8.8	6.4	
yes	25.4	28.7	34.6	35.6	31.3	
YES!	67.8	61.2	57.4	52.5	59.7	
N of Valid	401	418	570	354	1743	
N of Miss	24	38	44	12	118	

Table 209: People in my family often insult or yell at each other.

Response	6	8	10	12	Total	
NO!	40.1	32.5	25.8	26.8	30.9	
no	32.6	39.1	42.8	41.6	39.3	
yes	19.8	22.8	23.0	24.5	22.5	
YES!	7.5	5.6	8.4	7.1	7.3	
N of Valid	399	412	570	351	1732	
N of Miss	26	44	44	15	129	

Table 210: When I am not at home, one of my parents knows where I am and who I am with.

Response	6	8	10	12	Total	
NO!	3.3	2.4	1.4	3.4	2.5	
no	3.5	4.1	6.0	7.6	5.3	
yes	19.2	27.3	35.9	38.3	30.5	
YES!	73.9	66.2	56.6	50.7	61.7	
N of Valid	395	414	565	355	1729	
N of Miss	30	42	49	11	132	

Table 211: We argue about the same things in my family over and over.

Response	6	8	10	12	Total	
NO!	40.2	26.5	23.3	17.3	26.7	
no	29.9	35.7	36.6	40.3	35.6	
yes	21.1	27.4	27.9	28.1	26.3	
YES!	8.8	10.4	12.2	14.2	11.4	
N of Valid	388	412	566	352	1718	
N of Miss	37	44	48	14	143	

Table 212: If you drank some beer or wine or liquor (for example, vodka, whiskey, or gin) without your parents' permission, would you be caught by your parents?

Response	6	8	10	12	Total	
NO!	7.3	9.0	9.9	14.8	10.1	
no	6.1	16.8	27.4	35.9	21.7	
yes	11.9	16.6	22.1	25.1	19.0	
YES!	74.7	57.6	40.6	24.2	49.1	
N of Valid	395	410	566	351	1722	
N of Miss	30	46	48	15	139	

Table 213: My family has clear rules about alcohol and drug use.

Response	6	8	10	12	Total	
NO!	3.8	4.4	1.9	4.5	3.5	
no	5.3	6.1	10.4	9.9	8.1	
yes	15.5	20.6	26.0	30.3	23.2	
YES!	75.4	68.9	61.6	55.2	65.2	
N of Valid	394	412	565	353	1724	
N of Miss	31	44	49	13	137	

Table 214: If you carried a handgun without your parents' permission, would you be caught by your parents?

Response	6	8	10	12	Total	
NO!	5.1	5.0	4.8	6.6	5.3	
no	2.0	9.2	12.2	16.8	10.1	
yes	12.4	17.6	23.4	26.8	20.2	
YES!	80.5	68.2	59.6	49.9	64.5	
N of Valid	395	403	565	351	1714	
N of Miss	30	53	49	15	147	

Table 215: If you skipped school would you be caught by your parents?





Response	6	8	10	12	Total	
NO!	2.5	3.5	4.1	8.9	4.5	
no	4.8	8.4	12.5	21.2	11.5	
yes	15.9	20.7	25.6	31.5	23.4	
YES!	76.8	67.4	57.8	38.4	60.5	
N of Valid	396	405	567	349	1717	
N of Miss	29	51	47	17	144	

Table 216: My parents ask if I've gotten my homework done.





Response	6	8	10	12	Total	
NO!	3.8	4.2	7.6	14.0	7.2	
no	3.6	8.6	16.2	21.7	12.6	
yes	21.6	31.6	30.8	34.5	29.6	
YES!	71.1	55.6	45.4	29.9	50.5	
N of Valid	394	405	568	351	1718	
N of Miss	31	51	46	15	143	

Table 217: People in my family have serious arguments.





Response	6	8	10	12	Total	
NO!	45.2	35.8	29.7	30.8	34.9	
no	27.5	42.2	43.4	44.4	39.7	
yes	15.1	14.0	16.8	16.8	15.7	
YES!	12.2	8.1	10.1	8.0	9.7	
N of Valid	385	408	565	351	1709	
N of Miss	40	48	49	15	152	

Table 218: Would your parents know if you did not come home on time?

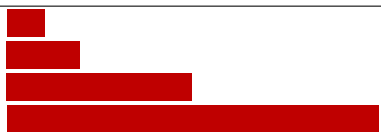
Response	6	8	10	12	Total	
NO!	4.1	3.2	2.5	5.4	3.6	
no	3.8	10.3	11.8	11.3	9.5	
yes	22.1	25.7	30.2	33.7	28.0	
YES!	70.0	60.9	55.6	49.6	58.9	
N of Valid	393	409	567	353	1722	
N of Miss	32	47	47	13	139	

Table 219: Have any of your brothers or sisters ever: drunk beer, wine or hard liquor (for example, vodka, whiskey or gin)?


Response	6	8	10	12	Total	
No	78.9	63.3	54.1	39.2	59.0	
Yes	17.9	33.7	42.7	57.4	37.8	
I don't have any brothers or sisters	3.2	2.9	3.2	3.4	3.2	
N of Valid	402	412	562	352	1728	
N of Miss	23	44	52	14	133	

Table 220: Have any of your brothers or sisters ever: smoked marijuana?


Response	6	8	10	12	Total	
No	91.2	85.0	73.8	57.8	77.2	
Yes	5.8	12.0	23.2	38.7	19.7	
I don't have any brothers or sisters	3.0	2.9	3.0	3.4	3.1	
N of Valid	399	407	564	351	1721	
N of Miss	26	49	50	15	140	

Table 221: Have any of your brothers or sisters ever: smoked cigarettes?


Response	6	8	10	12	Total	
No	81.1	73.2	67.4	51.1	68.6	
Yes	15.9	24.1	29.4	45.5	28.3	
I don't have any brothers or sisters	3.0	2.7	3.2	3.4	3.1	
N of Valid	397	411	564	352	1724	
N of Miss	28	45	50	14	137	

Table 222: Have any of your brothers or sisters ever: taken a handgun to school?




Response	6	8	10	12	Total	
No	96.5	96.6	95.9	95.7	96.2	
Yes	0.5	0.7	1.1	0.6	0.8	
I don't have any brothers or sisters	3.0	2.7	3.0	3.7	3.1	
N of Valid	400	408	563	352	1723	
N of Miss	25	48	51	14	138	

Table 223: Have any of your brothers or sisters ever: been suspended or expelled from school?




Response	6	8	10	12	Total	
No	81.0	74.6	72.6	63.4	73.1	
Yes	16.0	22.0	24.4	32.7	23.5	
I don't have any brothers or sisters	3.0	3.4	3.0	4.0	3.3	
N of Valid	400	410	562	352	1724	
N of Miss	25	46	52	14	137	

Table 224: Have you changed homes in the past year (the last 12 months)?



Response	6	8	10	12	Total	
No	74.1	77.3	76.4	80.3	76.9	
Yes	25.9	22.7	23.6	19.7	23.1	
N of Valid	402	414	569	355	1740	
N of Miss	23	42	45	11	121	

Table 225: How many times have you changed homes since kindergarten?






Response	6	8	10	12	Total	
Never	40.8	33.0	27.8	30.1	32.5	
1 or 2 times	27.2	32.3	32.2	27.9	30.2	
3 or 4 times	19.4	19.1	20.7	18.3	19.5	
5 or 6 times	3.5	6.1	7.6	11.5	7.1	
7 or more times	9.1	9.5	11.7	12.1	10.7	
N of Valid	397	409	565	355	1726	
N of Miss	28	47	49	11	135	

Table 226: Have you changed schools (including changing from elementary to middle and middle to high school) in the past year?



Response	6	8	10	12	Total	
No	53.8	43.4	52.1	82.3	56.7	
Yes	46.2	56.6	47.9	17.7	43.3	
N of Valid	390	408	566	355	1719	
N of Miss	35	48	48	11	142	

Table 227: How many times have you changed schools since kindergarten (including changing from elementary to middle and middle to high school)?






Response	6	8	10	12	Total	
Never	22.7	13.6	18.3	13.8	17.3	
1 or 2 times	48.5	24.3	21.0	14.6	26.8	
3 or 4 times	15.2	42.1	36.7	44.8	34.7	
5 or 6 times	6.1	11.9	13.6	17.2	12.2	
7 or more times	7.6	8.0	10.4	9.6	9.0	
N of Valid	396	411	567	355	1729	
N of Miss	29	45	47	11	132	

Table 228: Has anyone in your family ever had severe alcohol or drug problems?



Response	6	8	10	12	Total	
No	75.9	67.4	61.7	48.4	63.6	
Yes	24.1	32.6	38.3	51.6	36.4	
N of Valid	398	411	561	353	1723	
N of Miss	27	45	53	13	138	

Table 229: About how many adults (over 21) have you known personally who in the past year have: used marijuana, crack, cocaine, or other drugs?






Response	6	8	10	12	Total	
0	83.3	72.1	59.5	47.6	65.5	
1	9.1	14.1	13.5	17.9	13.5	
2	2.8	6.7	8.5	10.8	7.2	
03/04/13	2.5	3.5	8.2	8.0	5.7	
5	2.3	3.7	10.3	15.7	8.0	
N of Valid	396	405	563	351	1715	
N of Miss	29	51	51	15	146	

Table 230: About how many adults (over 21) have you known personally who in the past year have: sold or dealt drugs?






Response	6	8	10	12	Total	
0	91.1	81.9	70.0	62.7	76.2	
1	5.3	10.1	11.2	14.5	10.3	
2	1.0	3.0	6.2	8.3	4.7	
03/04/13	1.3	2.7	7.0	5.7	4.4	
5	1.3	2.2	5.5	8.8	4.4	
N of Valid	393	404	560	351	1708	
N of Miss	32	52	54	15	153	

Table 231: About how many adults (over 21) have you known personally who in the past year have: done other things that could get them in trouble with the police, like stealing, selling stolen goods, mugging or assaulting others, etc.?






Response	6	8	10	12	Total	
0	85.4	79.2	69.8	65.5	74.8	
1	9.0	12.1	12.8	10.8	11.4	
2	2.3	3.7	6.7	7.4	5.1	
03/04/13	1.3	2.2	6.2	6.8	4.3	
5	2.0	2.7	4.4	9.4	4.5	
N of Valid	398	404	563	351	1716	
N of Miss	27	52	51	15	145	

Table 232: About how many adults (over 21) have you known personally who in the past year have: gotten drunk or high?






Response	6	8	10	12	Total	
0	68.9	51.2	42.9	27.9	47.8	
1	15.9	21.2	14.0	17.4	16.8	
2	7.1	10.3	9.9	11.7	9.7	
03/04/13	3.0	5.7	9.9	13.1	8.0	
5	5.1	11.6	23.2	29.9	17.7	
N of Valid	395	406	564	351	1716	
N of Miss	30	50	50	15	145	

Table 233: Have you seen or heard information about underage drinking in the past 12 months from the following sources? Radio



Response	6	8	10	12	Total	
No	61.3	61.8	56.3	56.5	58.8	
Yes	38.7	38.2	43.7	43.5	41.2	
N of Valid	401	408	567	352	1728	
N of Miss	24	48	47	14	133	

Table 234: Have you seen or heard information about underage drinking in the past 12 months from the following sources? TV.



Response	6	8	10	12	Total	
No	37.0	35.5	32.7	28.2	33.4	
Yes	63.0	64.5	67.3	71.8	66.6	
N of Valid	403	406	568	351	1728	
N of Miss	22	50	46	15	133	

Table 235: Have you seen or heard information about underage drinking in the past 12 months from the following sources? Print. This includes information on underage drinking you may have seen in the newspaper, on a billboard, in pamphlets, on stickers, etc.



Response	6	8	10	12	Total	
No	57.8	46.6	46.7	44.2	48.7	
Yes	42.2	53.4	53.3	55.8	51.3	
N of Valid	393	408	569	351	1721	
N of Miss	32	48	45	15	140	

Table 236: Have you seen or heard information about underage drinking in the past 12 months from the following sources? Website or social media? (Facebook, Myspace, website, etc.)



Response	6	8	10	12	Total	
No	59.8	48.6	45.3	48.6	50.1	
Yes	40.2	51.4	54.7	51.4	49.9	
N of Valid	400	407	565	350	1722	
N of Miss	25	49	49	16	139	

Table 237: The next questions ask about your opinions of the information you saw or heard. If you have seen or heard more than one ad, please think about your favorite ad when answering these questions. The information about underage drinking that I saw or heard was convincing.






Response	6	8	10	12	Total	
NO!	27.7	15.7	11.2	13.1	16.5	
no	6.4	14.1	19.0	19.7	15.1	
yes	16.3	24.2	31.6	36.0	27.3	
YES!	25.4	23.2	21.5	18.0	22.1	
I have not seen or heard any ads about underage drinking in the past 12 months.	24.2	22.7	16.7	13.1	19.1	
N of Valid	393	396	563	350	1702	
N of Miss	32	60	51	16	159	

Table 238: The next questions ask about your opinions of the information you saw or heard. If you have seen or heard more than one ad, please think about your favorite ad when answering these questions. The information about underage drinking that I saw or heard grabbed my attention.






Response	6	8	10	12	Total	
NO!	22.9	15.6	12.1	15.4	16.1	
no	8.0	16.6	22.6	22.3	17.8	
yes	18.0	23.2	27.6	34.3	25.8	
YES!	26.8	23.2	21.2	16.0	21.9	
I have not seen or heard any ads about underage drinking in the past 12 months.	24.2	21.4	16.4	12.0	18.5	
N of Valid	388	397	561	350	1696	
N of Miss	37	59	53	16	165	

Table 239: The next questions ask about your opinions of the information you saw or heard. If you have seen or heard more than one ad, please think about your favorite ad when answering these questions. The information about underage drinking that I saw or heard said something important to me.

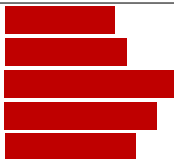
Response	6	8	10	12	Total	
NO!	20.2	14.9	12.9	15.5	15.6	
no	6.5	16.2	22.6	23.2	17.5	
yes	17.8	24.5	26.7	32.4	25.3	
YES!	29.7	22.5	20.8	17.5	22.5	
I have not seen or heard any ads about underage drinking in the past 12 months.	25.8	22.0	17.0	11.5	19.1	
N of Valid	387	396	558	349	1690	
N of Miss	38	60	56	17	171	

Table 240: The next questions ask about your opinions of the information you saw or heard. If you have seen or heard more than one ad, please think about your favorite ad when answering these questions. Seeing or hearing this information about underage drinking made me want to stop or decrease my drinking.

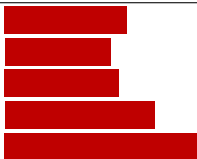

Response	6	8	10	12	Total	
NO!	20.6	16.0	17.1	17.2	17.6	
no	4.6	12.2	18.0	23.3	14.9	
yes	6.0	13.0	19.6	24.4	16.2	
YES!	26.6	21.4	22.0	18.7	22.2	
I have not seen or heard any ads about underage drinking in the past 12 months.	42.1	37.4	23.3	16.4	29.1	
N of Valid	349	369	550	348	1616	
N of Miss	76	87	64	18	245	

Table 241: How honest were you in filling out this survey?

Response	6	8	10	12	Total	
I was very honest	86.8	83.7	81.7	88.0	84.7	
I was honest pretty much of the time	11.2	13.8	13.0	9.7	12.1	
I was honest some of the time	1.7	1.8	3.7	1.7	2.4	
I was honest once in a while	0.2	0.8	1.6	0.6	0.9	
I was not honest at all	0.0	0.0	0.0	0.0	0.0	
N of Valid	410	398	569	351	1728	
N of Miss	15	58	45	15	133	