

2015 APNA

Arkansas Prevention Needs Assessment Student Survey

Craighead County
Tables

**Arkansas Department of Human Services
Division of Behavioral Health Services
Prevention Services**

Conducted by International Survey Associates dba Pride Surveys

Contents

1	INTRODUCTION	11
2	PERCENTAGE TABLES	16

List of Tables

1	Sex	17
2	Age	17
3	Are you Hispanic or Latino?	17
4	What is your race? Black or African American	18
5	What is your race? Asian	18
6	What is your race? American Indian	18
7	What is your race? Alaska Native	18
8	What is your race? White	19
9	What is your race? Native Hawaiian or Other Pacific Islander	19
10	What is your race? Other	19
11	What is the highest level of schooling completed by your mother or father?	20
12	Think of where you live most of the time. Which of the following people live there with you? Mother	20
13	Think of where you live most of the time. Which of the following people live there with you? Stepmother	20
14	Think of where you live most of the time. Which of the following people live there with you? Foster Mother	21
15	Think of where you live most of the time. Which of the following people live there with you? Grandmother	21
16	Think of where you live most of the time. Which of the following people live there with you? Aunt	21
17	Think of where you live most of the time. Which of the following people live there with you? Father	21
18	Think of where you live most of the time. Which of the following people live there with you? Stepfather	22
19	Think of where you live most of the time. Which of the following people live there with you? Foster Father	22
20	Think of where you live most of the time. Which of the following people live there with you? Grandfather	22
21	Think of where you live most of the time. Which of the following people live there with you? Uncle	22
22	Think of where you live most of the time. Which of the following people live there with you? Other Adults	23
23	Think of where you live most of the time. Which of the following people live there with you? Brother(s)	23
24	Think of where you live most of the time. Which of the following people live there with you? Stepbrother(s)	23
25	Think of where you live most of the time. Which of the following people live there with you? Sister(s)	23
26	Think of where you live most of the time. Which of the following people live there with you? Stepsister(s)	24

27	Think of where you live most of the time. Which of the following people live there with you? Other Children	24
28	In my school, students have lots of chances to help decide things like class activities and rules.	24
29	Teachers ask me to work on special classroom projects.	24
30	My teacher(s) notices when I am doing a good job and lets me know about it.	25
31	There are lots of chances for students in my school to get involved in sports, clubs, and other school activities outside of class.	25
32	There are lots of chances for students in my school to talk with a teacher one-on-one.	25
33	I feel safe at my school.	26
34	The school lets my parents know when I have done something well.	26
35	My teachers praise me when I work hard in school.	26
36	Are your school grades better than the grades of most students in your class?	27
37	I have lots of chances to be part of class discussions or activities.	27
38	Now thinking back over the past year in school, how often did you: enjoy being in school?	27
39	Now thinking back over the past year in school, how often did you: hate being in school?	28
40	Now thinking back over the past year in school, how often did you: try to do your best work in school?	28
41	How often do you feel that the school work you are assigned is meaningful and important?	28
42	Putting them all together, what were your grades like last year?	29
43	How important do you think the things you are learning in school are going to be for your later life?	29
44	Do your parents care about your skipping or cutting school?	29
45	During the LAST FOUR WEEKS how many whole days of school have you missed because you skipped or 'cut'?	30
46	What are the chances you would be seen as cool if you: smoked cigarettes?	30
47	What are the chances you would be seen as cool if you: worked hard at school?	30
48	What are the chances you would be seen as cool if you: began drinking alcoholic beverages regularly, that is, at least once or twice a month?	31
49	What are the chances you would be seen as cool if you: defended someone who was being bullied?	31
50	What are the chances you would be seen as cool if you: smoked marijuana?	31
51	What are the chances you would be seen as cool if you: carried a handgun?	32

52	What are the chances you would be seen as cool if you: used e-cigarettes, e-cigars or e-hookahs?	32
53	What are the chances you would be seen as cool if you: bullied someone or cyber bullied someone?	32
54	Think of your four best friends (the friends you feel closest to). In the past year (12 months), how many of your best friends have: participated in clubs, organizations or activities at school?	33
55	Think of your four best friends (the friends you feel closest to). In the past year (12 months), how many of your best friends have: smoked cigarettes?	33
56	Think of your four best friends (the friends you feel closest to). In the past year (12 months), how many of your best friends have: tried beer, wine or hard liquor (for example, vodka, whiskey, or gin) when their parents didn't know about it?	33
57	Think of your four best friends (the friends you feel closest to). In the past year (12 months), how many of your best friends have: used e-cigarettes, e-cigars, or e-hookahs?	34
58	Think of your four best friends (the friends you feel closest to). In the past year (12 months), how many of your best friends have: used marijuana?	34
59	Think of your four best friends (the friends you feel closest to). In the past year (12 months), how many of your best friends have: used prescription drugs or non-prescription drugs for the purpose of getting high?	34
60	Think of your four best friends (the friends you feel closest to). In the past year (12 months), how many of your best friends have: used synthetic marijuana (K2, spice) or bath salts?	35
61	Think of your four best friends (the friends you feel closest to). In the past year (12 months), how many of your best friends have: used LSD, cocaine, amphetamines, or other illegal drugs?	35
62	Think of your four best friends (the friends you feel closest to). In the past year (12 months), how many of your best friends have: been bullied?	35
63	Think of your four best friends (the friends you feel closest to). In the past year (12 months), how many of your best friends have: been suspended from school?	36
64	Think of your four best friends (the friends you feel closest to). In the past year (12 months), how many of your best friends have: carried a handgun?	36
65	Think of your four best friends (the friends you feel closest to). In the past year (12 months), how many of your best friends have: sold illegal drugs?	36
66	Think of your four best friends (the friends you feel closest to). In the past year (12 months), how many of your best friends have: regularly attended religious services?	37

67	Think of your four best friends (the friends you feel closest to). In the past year (12 months), how many of your best friends have: stolen or tried to steal a motor vehicle such as a car or motorcycle?	37
68	Think of your four best friends (the friends you feel closest to). In the past year (12 months), how many of your best friends have: been arrested?	37
69	Think of your four best friends (the friends you feel closest to). In the past year (12 months), how many of your best friends have: dropped out of school?	38
70	Think of your four best friends (the friends you feel closest to). In the past year (12 months), how many of your best friends have: been members of a gang?	38
71	How old were you when you first: smoked marijuana?	38
72	How old were you when you first: smoked a cigarette, even just a puff?	39
73	How old were you when you first: had more than a sip or two of beer, wine or hard liquor (for example, vodka, whiskey, or gin)?	39
74	How old were you when you first: began drinking alcoholic beverages regularly, that is, at least once or twice a month?	40
75	How old were you when you first: used Daztrex?	40
76	How old were you when you first: got suspended from school?	41
77	How old were you when you first: got arrested?	41
78	How old were you when you first: carried a handgun?	42
79	How old were you when you first: used e-cigarettes, e-cigars, or e-hookahs?	42
80	How old were you when you first: belonged to a gang?	43
81	How old were you when you first: used prescription drugs not prescribed to you?	43
82	How wrong do you think it is for someone your age to: take a handgun to school?	44
83	How wrong do you think it is for someone your age to: steal anything?	44
84	How wrong do you think it is for someone your age to: pick a fight with someone?	44
85	How wrong do you think it is for someone your age to: attack someone with the idea of seriously hurting them?	45
86	How wrong do you think it is for someone your age to: stay away from school all day when their parents think they are at school?	45
87	How wrong do you think it is for someone your age to: drink beer, wine or hard liquor (for example, vodka, whiskey, or gin) regularly?	45
88	How wrong do you think it is for someone your age to: smoke cigarettes?	46
89	How wrong do you think it is for someone your age to: smoke marijuana?	46

90	How wrong do you think it is for someone your age to: use prescription drugs or non-prescription drugs for the purpose of getting high?	46
91	How wrong do you think it is for someone your age to: use synthetic marijuana (K2, spice) or bath salts?	47
92	How wrong do you think it is for someone your age to: use LSD, cocaine, amphetamines or another illegal drug?	47
93	How wrong do you think it is for someone your age to: use e-cigarettes, e-cigars or e-hookahs?	47
94	At school during the past 12 months, did you receive help from the resource teacher, speech therapist or other special education teacher?	48
95	How many times in the past year (12 months) have you: been suspended from school?	48
96	How many times in the past year (12 months) have you: carried a handgun?	48
97	How many times in the past year (12 months) have you: sold illegal drugs?	49
98	How many times in the past year (12 months) have you: stolen or tried to steal a motor vehicle such as a car or motorcycle?	49
99	How many times in the past year (12 months) have you: participated in clubs, organizations or activities at school?	50
100	How many times in the past year (12 months) have you: been arrested?	50
101	How many times in the past year (12 months) have you: attacked someone with the idea of seriously hurting them?	51
102	How many times in the past year (12 months) have you: been drunk or high at school?	51
103	How many times in the past year (12 months) have you: taken a handgun to school?	52
104	Are you currently on probation, or assigned a probation officer with Juvenile Court?	52
105	Have you ever belonged to a gang?	52
106	If you have ever belonged to a gang, did that gang have a name?	53
107	You are at a party at someone's house, and one of your friends offers you a drink containing alcohol. What would you say or do?	53
108	How often do you attend religious services or activities?	53
109	I think sometimes it's okay to cheat at school.	54
110	It is important to think before you act.	54
111	Sometimes I think that life is not worth it.	54
112	At times I think I am no good at all.	55
113	All in all, I am inclined to think that I am a failure.	55
114	In the past year, have you felt depressed or sad MOST days, even if you felt okay sometimes?	55
115	It is all right to beat up people if they start the fight.	56
116	I think it is okay to take something without asking if you can get away with it.	56

117	Where do you get the most information about living a drug and alcohol free life? Parents/guardians	56
118	Where do you get the most information about living a drug and alcohol free life? Friends	57
119	Where do you get the most information about living a drug and alcohol free life? Family members	57
120	Where do you get the most information about living a drug and alcohol free life? School	57
121	Where do you get the most information about living a drug and alcohol free life? Internet	58
122	Where do you get the most information about living a drug and alcohol free life? TV	58
123	Where do you get the most information about living a drug and alcohol free life? Social media	58
124	How much do you think people risk harming themselves (physically or in other ways) if they: smoked one or more packs of cigarettes per day?	59
125	How much do you think people risk harming themselves (physically or in other ways) if they: try marijuana once or twice?	59
126	How much do you think people risk harming themselves (physically or in other ways) if they: smoke marijuana once or twice a week?	59
127	How much do you think people risk harming themselves (physically or in other ways) if they: take one or two drinks of an alcoholic beverage (beer, wine, liquor) nearly every day?	60
128	How much do you think people risk harming themselves (physically or in other ways) if they: have five or more drinks of an alcoholic beverage once or twice a weekend?	60
129	How much do you think people risk harming themselves (physically or in other ways) if they: use prescription drugs that are not prescribed to them?	60
130	How much do you think people risk harming themselves (physically or in other ways) if they: use non-prescription drugs to get high?	61
131	How much do you think people risk harming themselves (physically or in other ways) if they: use e-cigarettes, e-cigars, or e-hookahs?	61
132	Have you ever used smokeless tobacco (chew, snuff, plug, dipping tobacco, or chewing tobacco)?	61
133	How often have you used smokeless tobacco during the past 30 days?	62
134	Have you ever smoked cigarettes?	62
135	How frequently have you smoked cigarettes during the past 30 days?	62
136	Which statement best describes rules about smoking inside your home or your family cars?	63
137	Have you ever used e-cigarettes, e-cigars, or e-hookahs?	63
138	How frequently have you used e-cigarettes, e-cigars, or e-hookahs?	64
139	During this school year, were you taught in any of your classes about the dangers of tobacco use?	64

140	During the past 12 months, have you participated in any community activities to discourage people your age from using cigarettes, chewing tobacco, snuff, dip or cigars, e-cigarettes, e-cigars, or e-hookahs?	64
141	Think back over the last two weeks. How many times have you had five or more alcoholic drinks in a row?	65
142	During the past 30 days, how many times did you ride in a car or other vehicle driven by someone who had been drinking alcohol or using drugs to get high?	65
143	During the past 30 days, how many times did you drive a car or other vehicle when you had been drinking alcohol or using drugs to get high?	65
144	If you drank alcohol (not just a sip or taste) in the past year, how did you usually get it?	66
145	If you drank alcohol (not just a sip or taste) in the past year, where did you usually drink it?	66
146	How do you feel about someone your age having one or two drinks of an alcoholic beverage nearly every day?	67
147	On how many occasions have you had alcoholic beverages (beer, wine or hard liquor) to drink in your lifetime - more than just a few sips?	67
148	On how many occasions have you drunk one or more drinks of an alcoholic beverage during the past 30 days?	67
149	On how many occasions have you used marijuana (grass, pot) or hashish (hash, hash oil) in your lifetime?	68
150	On how many occasions have you used marijuana (grass, pot) or hashish (hash, hash oil) during the past 30 days?	68
151	On how many occasions have you used LSD or other psychedelics in your lifetime?	68
152	On how many occasions have you used LSD or other psychedelics during the past 30 days?	69
153	On how many occasions have you used cocaine or crack in your lifetime?	69
154	On how many occasions have you used cocaine or crack during the past 30 days?	69
155	On how many occasions have you sniffed glue, breathed the contents of an aerosol spray can, or inhaled other gases or sprays, in order to get high in your lifetime?	70
156	On how many occasions have you sniffed glue, breathed the contents of an aerosol spray can, or inhaled other gases or sprays, in order to get high during the past 30 days?	70
157	On how many occasions have you used Daztrex in your lifetime?	71
158	On how many occasions have you used Daztrex during the past 30 days?	71
159	On how many occasions have you used synthetic marijuana (K2, spice) in your lifetime?	71

160	On how many occasions have you used synthetic marijuana (K2, spice) during the past 30 days?	72
161	On how many occasions have you used methamphetamines (meth, speed, crank, crystal meth) in your lifetime?	72
162	On how many occasions have you used methamphetamines (meth, speed, crank, crystal meth) in the past 30 days?	72
163	On how many occasions have you used other chemical products (bath salts, plant food, etc.) in your lifetime?	73
164	On how many occasions have you used other chemical products (bath salts, plant food, etc.) during the past 30 days?	73
165	On how many occasions have you used heroin or other opiates in your lifetime?	73
166	On how many occasions have you used heroin or other opiates during the past 30 days?	74
167	On how many occasions have you used MDMA ('X', 'E', or ecstasy) in your lifetime?	74
168	On how many occasions have you used MDMA ('X', 'E', or ecstasy) during the past 30 days?	74
169	On how many occasions have you taken prescription drugs (such as Valium, Xanax, Ritalin, Adderall, OxyContin, Darvocet, or sleeping pills) not prescribed to you in your lifetime?	75
170	On how many occasions have you taken prescription drugs (such as Valium, Xanax, Ritalin, Adderall, OxyContin, Darvocet, or sleeping pills) not prescribed to you during the past 30 days?	75
171	On how many occasions have you taken non-prescription medicines such as diet pills (for example, Dietac, Dexatrim or Prolamine), stay-awake pills (for example No-Doz, Vivarin, or Wake), or cough or cold medicines (robos, DXM, etc.) to get high in your lifetime?	76
172	On how many occasions have you taken non-prescription medicines such as diet pills (for example, Dietac, Dexatrim or Prolamine), stay-awake pills (for example No-Doz, Vivarin, or Wake), or cough or cold medicines (robos, DXM, etc.) to get high during the past 30 days?	76
173	On how many occasions have you been drunk or very high from drinking alcoholic beverages during the past 30 days?	77
174	On how many occasions have you drunk flavored alcoholic beverages, sometimes called 'alcopops' (like Mike's Hard Lemonade, Smirnoff Ice, Bacardi Breezers, etc.) in your lifetime?	77
175	On how many occasions have you drunk flavored alcoholic beverages, sometimes called 'alcopops' (like Mike's Hard Lemonade, Smirnoff Ice, Bacardi Breezers, etc.) during the past 30 days?	78
176	If you used prescription drugs or over the counter drugs without a doctor telling you to use it or for the purpose of getting high, where did you get these drugs? - Did not use	78

177	If you used prescription drugs or over the counter drugs without a doctor telling you to use it or for the purpose of getting high, where did you get these drugs? - Bought or took from store or shop	78
178	If you used prescription drugs or over the counter drugs without a doctor telling you to use it or for the purpose of getting high, where did you get these drugs? - Got from parents with permission	79
179	If you used prescription drugs or over the counter drugs without a doctor telling you to use it or for the purpose of getting high, where did you get these drugs? - Got from home without permission	79
180	If you used prescription drugs or over the counter drugs without a doctor telling you to use it or for the purpose of getting high, where did you get these drugs? - Got from relative with permission	79
181	If you used prescription drugs or over the counter drugs without a doctor telling you to use it or for the purpose of getting high, where did you get these drugs? - Got from relative without permission	79
182	If you used prescription drugs or over the counter drugs without a doctor telling you to use it or for the purpose of getting high, where did you get these drugs? - Got from friend's home with permission	80
183	If you used prescription drugs or over the counter drugs without a doctor telling you to use it or for the purpose of getting high, where did you get these drugs? - Got from friend's home without permission	80
184	If you used prescription drugs or over the counter drugs without a doctor telling you to use it or for the purpose of getting high, where did you get these drugs? - Got from friend at school	80
185	If you used prescription drugs or over the counter drugs without a doctor telling you to use it or for the purpose of getting high, where did you get these drugs? - Got from friend at party	80
186	If you used prescription drugs or over the counter drugs without a doctor telling you to use it or for the purpose of getting high, where did you get these drugs? - Got from friend, elsewhere	81
187	If you used prescription drugs or over the counter drugs without a doctor telling you to use it or for the purpose of getting high, where did you get these drugs? - Got from internet sale	81
188	During the last month, about how many marijuana cigarettes, or the equivalent, did you smoke a day, on the average?	81
189	How wrong do your friends feel it would be for YOU to: have one or two drinks of an alcoholic beverage nearly every day?	82
190	How wrong do your friends feel it would be for YOU to: smoke tobacco?	82
191	How wrong do your friends feel it would be for YOU to: smoke marijuana?	82
192	How wrong do your friends feel it would be for YOU to: use prescription drugs not prescribed to you?	83
193	How wrong would most adults (over 21) in your neighborhood think it is for kids your age: to use marijuana?	83

194	How wrong would most adults (over 21) in your neighborhood think it is for kids your age: to drink alcohol?	83
195	How wrong would most adults (over 21) in your neighborhood think it is for kids your age: to smoke cigarettes?	84
196	How much do each of the following statements describe your neighborhood? crime and/or drug selling	84
197	How much do each of the following statements describe your neighborhood? fights	84
198	How much do each of the following statements describe your neighborhood? lots of empty or abandoned buildings	85
199	How much do each of the following statements describe your neighborhood? lots of graffiti	85
200	I feel safe in my neighborhood.	85
201	If a kid smoked marijuana in your neighborhood would he or she be caught by the police?	86
202	If a kid drank some beer, wine or hard liquor (for example, vodka, whiskey, or gin) in your neighborhood would he or she be caught by the police?	86
203	If a kid carried a handgun in your neighborhood would he or she be caught by the police?	86
204	If you wanted to get some cigarettes, how easy would it be for you to get some?	87
205	If you wanted to get some beer, wine or hard liquor (for example, vodka, whiskey, or gin), how easy would it be for you to get some?	87
206	If you wanted to get a drug like cocaine, LSD, or amphetamines, how easy would it be for you to get some?	87
207	If you wanted to get a handgun, how easy would it be for you to get one?	88
208	If you wanted to get some marijuana, how easy would it be for you to get some?	88
209	If you wanted to get prescription drugs for the purpose of getting high, how easy would it be for you to get some?	88
210	If you wanted to get synthetic marijuana such as K2 or chemical products such as bath salts to get high, how easy would it be for you to get some?	89
211	If you wanted to get steroids to use or to enhance athletic performance, how easy would it be for you to get some?	89
212	If you wanted to get e-cigarettes, e-cigars, or e-hookahs, how easy would it be for you to get some?	89
213	During the past 12 months, have you participated in any alcohol prevention programs or seen any alcohol prevention messages in your school or community? Yes, a school-based program focused on preventing underage drinking and/or drinking and driving.	90

214	During the past 12 months, have you participated in any alcohol prevention programs or seen any alcohol prevention messages in your school or community? Yes, a community-based program focused on preventing underage drinking and/or drinking and driving (for example, through your church or temple or through youth groups like Boys and Girls Club or 4-H).	90
215	During the past 12 months, have you participated in any alcohol prevention programs or seen any alcohol prevention messages in your school or community? Yes, a media campaign addressing underage drinking and/or drinking and driving (for example, newspaper ads, posters, pamphlets, radio, TV).	90
216	During the past 12 months, have you participated in any alcohol prevention programs or seen any alcohol prevention messages in your school or community? No	90
217	How wrong do your parents feel it would be for YOU to: have one or two drinks of an alcoholic beverage nearly every day?	91
218	How wrong do your parents feel it would be for YOU to: smoke tobacco?	91
219	How wrong do your parents feel it would be for YOU to: smoke marijuana?	91
220	How wrong do your parents feel it would be for YOU to: use prescription drugs not prescribed to you?	92
221	How wrong do your parents feel it would be for YOU to: steal something worth more than \$5?	92
222	How wrong do your parents feel it would be for YOU to: draw graffiti, write things, or draw pictures on buildings or other property (without the owner's permission)?	92
223	How wrong do your parents feel it would be for YOU to: pick a fight with someone?	93
224	During the past 12 months, have you talked with at least one of your parents about the dangers of underage drinking and/or drinking and driving? By parents, we mean either your biological parents, adoptive parents, stepparents, or adult guardians - whether or not they live with you.	93
225	The rules in my family are clear.	93
226	People in my family have serious arguments about the same things, and often insult or yell at each other.	94
227	When I am not at home, one of my parents knows where I am and who I am with.	94
228	My family has clear rules about alcohol and drug use.	94
229	If you skipped school would you be caught by your parents?	95
230	My parents ask if I've gotten my homework done.	95
231	Would your parents know if you did not come home on time?	95
232	Do you know how to properly dispose of leftover prescription drugs?	96

233	Have any of your brothers or sisters ever: drunk beer, wine or hard liquor (for example, vodka, whiskey or gin)?	96
234	Have any of your brothers or sisters ever: smoked marijuana?	96
235	Have any of your brothers or sisters ever: smoked cigarettes?	96
236	Have any of your brothers or sisters ever: taken a handgun to school? .	97
237	Have any of your brothers or sisters ever: been suspended or expelled from school?	97
238	Have any of your brothers or sisters ever: used e-cigarettes, e-cigars or e-hookahs?	97
239	Have any of your brothers or sisters ever: used prescription drugs not prescribed to him/her?	97
240	Have you changed homes in the past year (the last 12 months)? . .	98
241	How many times have you changed homes since kindergarten? . . .	98
242	Have you changed schools (including changing from elementary to middle and middle to high school) in the past year?	98
243	How many times have you changed schools since kindergarten (including changing from elementary to middle and middle to high school)?	99
244	Has anyone in your family ever had severe alcohol or drug problems? .	99
245	About how many adults (over 21) have you known personally who in the past year have: used marijuana, crack, cocaine, or other drugs? .	99
246	About how many adults (over 21) have you known personally who in the past year have: sold or dealt drugs?	100
247	About how many adults (over 21) have you known personally who in the past year have: done other things that could get them in trouble with the police, like stealing, selling stolen goods, mugging or assaulting others, etc.?	100
248	About how many adults (over 21) have you known personally who in the past year have: gotten drunk or high?	100
249	Have you seen or heard information about underage drinking in the past 12 months from the following sources? Radio	101
250	Have you seen or heard information about underage drinking in the past 12 months from the following sources? TV.	101
251	Have you seen or heard information about underage drinking in the past 12 months from the following sources? Print. This includes information on underage drinking you may have seen in the newspaper, on a billboard, in pamphlets, on stickers, etc.	101
252	Have you seen or heard information about underage drinking in the past 12 months from the following sources? Website or social media? (Facebook, Myspace, website, etc.)	101
253	The next questions ask about your opinions of the information you saw or heard. If you have seen or heard more than one ad, please think about your favorite ad when answering these questions. The information about underage drinking that I saw or heard was convincing.	102

254	The next questions ask about your opinions of the information you saw or heard. If you have seen or heard more than one ad, please think about your favorite ad when answering these questions. The information about underage drinking that I saw or heard grabbed my attention.	102
255	The next questions ask about your opinions of the information you saw or heard. If you have seen or heard more than one ad, please think about your favorite ad when answering these questions. The information about underage drinking that I saw or heard said something important to me.	102
256	The next questions ask about your opinions of the information you saw or heard. If you have seen or heard more than one ad, please think about your favorite ad when answering these questions. Seeing or hearing this information about underage drinking made me want to stop or decrease my drinking.	103
257	How honest were you in filling out this survey?	103

List of Figures

1	Grade Chart	12
2	Gender Chart	13
3	Age Chart	14
4	Ethnic Origin Chart	15

1 INTRODUCTION

This report was generated from data collected on the *2015 Arkansas Prevention Needs Assessment Student Survey*. This report contains basic frequency tables of all data collected and graphs on the selected demographic variables of grade, gender, age and ethnic origin. The graph on ethnic origin is represented as a bar chart rather than as a pie chart. This is because students were allowed to mark more than one response for ethnic origin as opposed to being allowed to mark only one response. The bars represent the percent of students who marked each of the ethnic categories.

Questions regarding the information found in this report can be directed to:

Pride Surveys

2140 Newmarket Parkway Suite 116 Marietta, GA 30067 1-800-279-6361
www.pridesurveys.com

Grade Chart

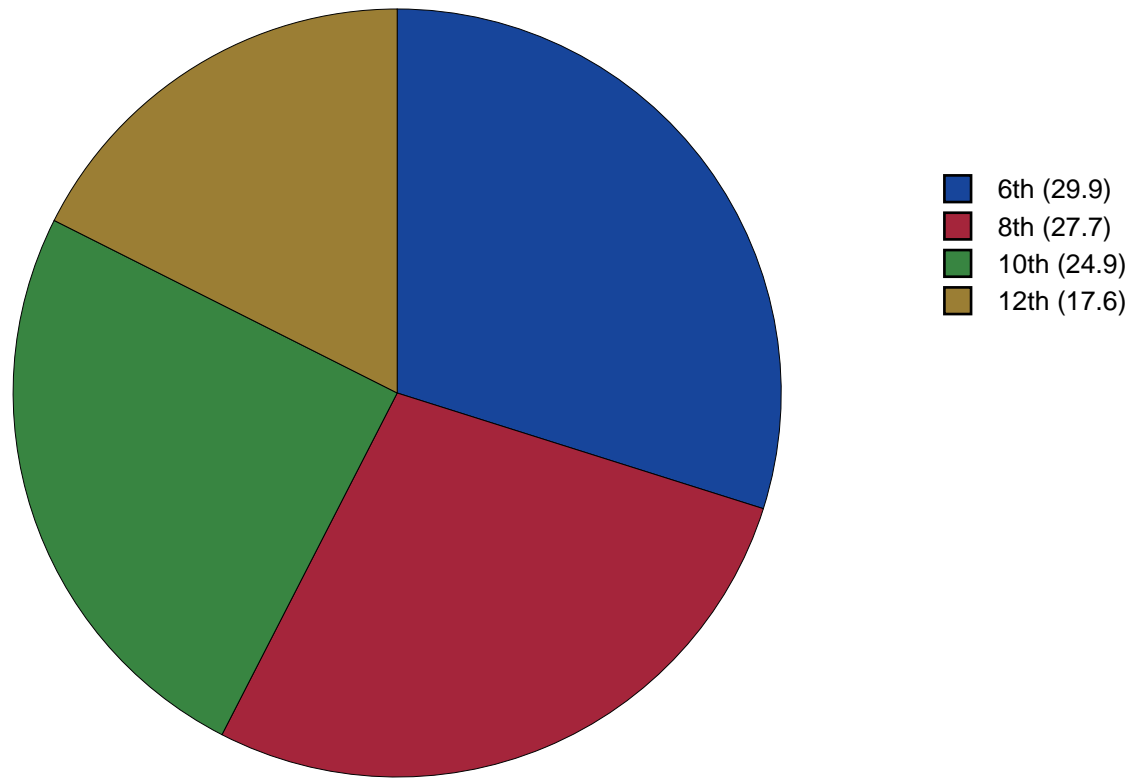


Figure 1: Grade Chart

Gender Chart

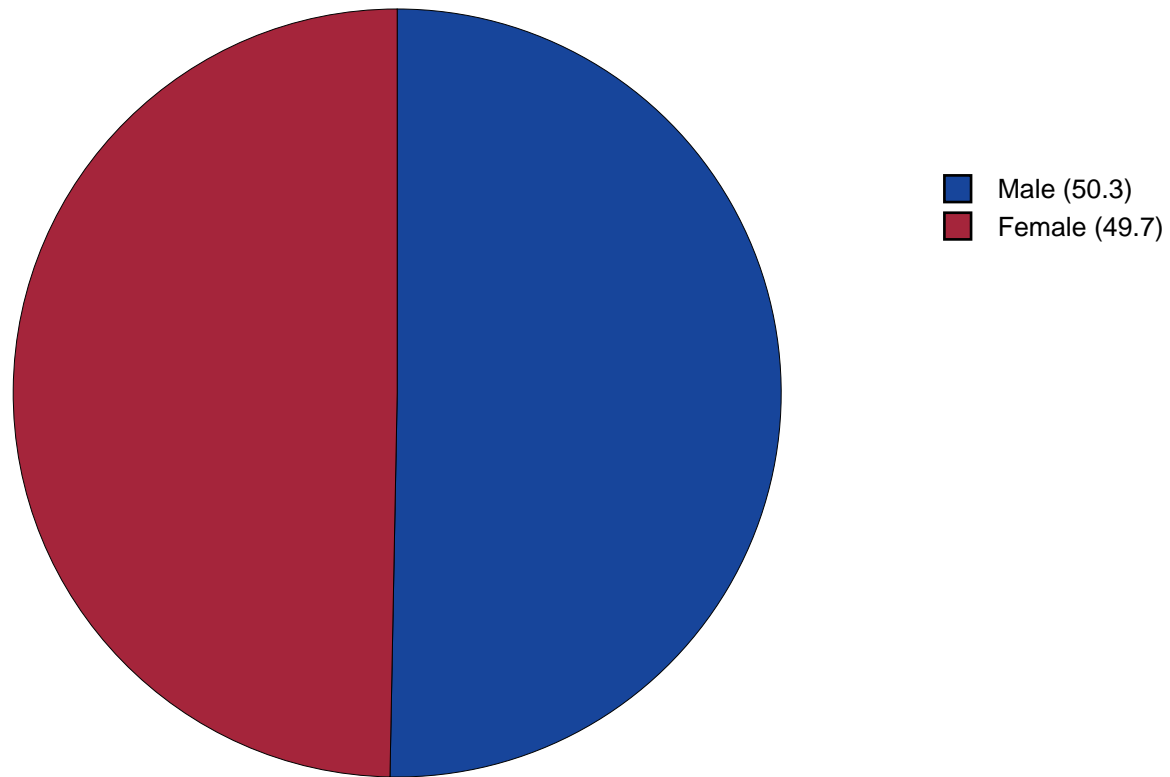


Figure 2: Gender Chart

Age Chart

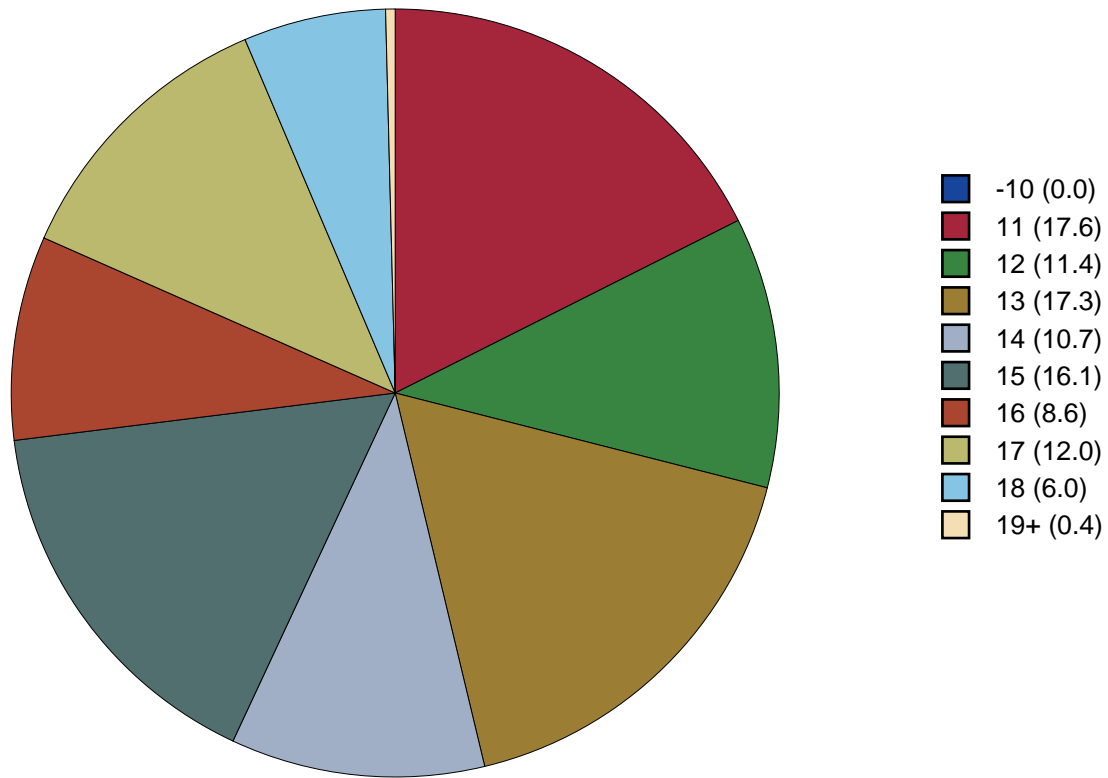


Figure 3: Age Chart

Ethnic Origin Chart

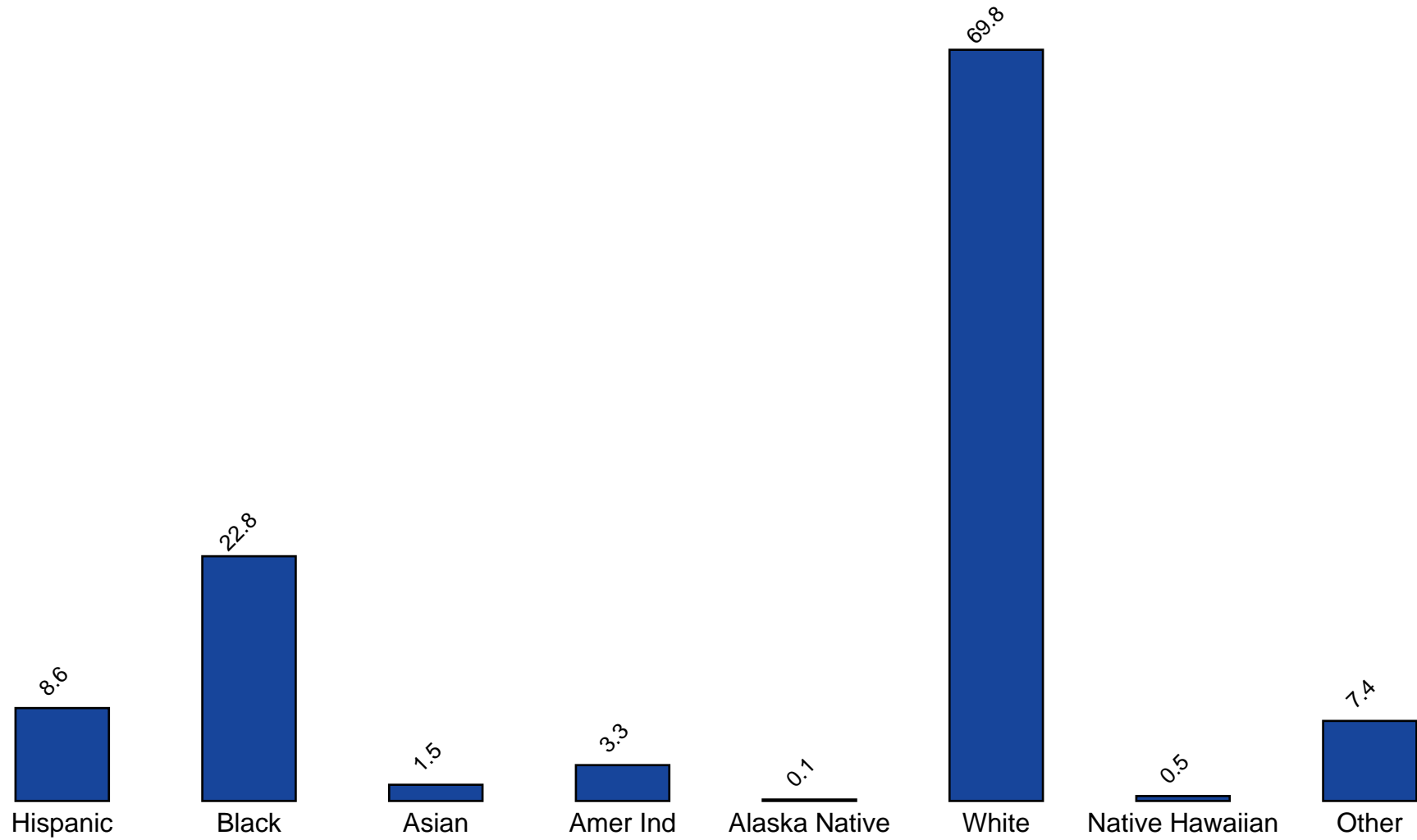


Figure 4: Ethnic Origin Chart

2 PERCENTAGE TABLES

The following tables contain frequency distribution detailing how your students responded to each question on the survey. The tables appear in the same order as the questions on the survey. The tables include breakdowns by grade level as well as overall percentages. The *N of Valid* row is a frequency count of the number of valid responses to each question for each grade and overall. The *N of Miss* row is a frequency count of the number of invalid (marked more than one response) or missing (i.e. did not respond) responses to each question for each grade and overall.

For the questions that allowed more than one response (i.e. race, live with, etc.) each response becomes a separate table. If a student did not mark the response, that was counted as a NO response, and if they did mark the response, that was counted as a YES response. Since a non response is a valid response for these questions, the *N of Miss* will always be zero for these questions.

Table 1: Sex



Response	6	8	10	12	Total	
Male	51.2	47.8	50.3	52.8	50.3	
Female	48.8	52.2	49.7	47.2	49.7	
N of Valid	1101	1021	919	651	3692	
N of Miss	11	10	7	3	31	

Table 2: Age











Response	6	8	10	12	Total	
10 or younger	0.1	0.0	0.0	0.0	0.0	
11	58.8	0.0	0.0	0.0	17.6	
12	37.7	0.4	0.0	0.0	11.4	
13	3.4	58.8	0.0	0.0	17.3	
14	0.0	38.4	0.2	0.0	10.7	
15	0.0	2.4	61.9	0.0	16.1	
16	0.0	0.0	34.5	0.3	8.6	
17	0.0	0.0	3.4	63.6	12.0	
18	0.0	0.0	0.0	34.0	6.0	
19 or older	0.0	0.0	0.0	2.1	0.4	
N of Valid	1110	1028	922	653	3713	
N of Miss	2	3	4	1	10	

Table 3: Are you Hispanic or Latino?



Response	6	8	10	12	Total	
No	92.0	90.1	91.8	91.7	91.4	
Yes	8.0	9.9	8.2	8.3	8.6	
N of Valid	1028	995	895	649	3567	
N of Miss	84	36	31	5	156	

Table 4: What is your race? Black or African American



Response	6	8	10	12	Total	
No	76.2	78.8	76.8	77.4	77.2	
Yes	23.8	21.2	23.2	22.6	22.8	
N of Valid	1112	1031	926	654	3723	
N of Miss	0	0	0	0	0	

Table 5: What is your race? Asian



Response	6	8	10	12	Total	
No	98.6	98.7	98.7	97.7	98.5	
Yes	1.4	1.3	1.3	2.3	1.5	
N of Valid	1112	1031	926	654	3723	
N of Miss	0	0	0	0	0	

Table 6: What is your race? American Indian



Response	6	8	10	12	Total	
No	94.9	96.6	98.4	97.4	96.7	
Yes	5.1	3.4	1.6	2.6	3.3	
N of Valid	1112	1031	926	654	3723	
N of Miss	0	0	0	0	0	

Table 7: What is your race? Alaska Native



Response	6	8	10	12	Total	
No	99.6	100.0	100.0	99.8	99.9	
Yes	0.4	0.0	0.0	0.2	0.1	
N of Valid	1112	1031	926	654	3723	
N of Miss	0	0	0	0	0	

Table 8: What is your race? White



Response	6	8	10	12	Total	
No	33.5	29.3	28.1	28.9	30.2	
Yes	66.5	70.7	71.9	71.1	69.8	
N of Valid	1112	1031	926	654	3723	
N of Miss	0	0	0	0	0	

Table 9: What is your race? Native Hawaiian or Other Pacific Islander



Response	6	8	10	12	Total	
No	99.6	99.6	99.8	98.9	99.5	
Yes	0.4	0.4	0.2	1.1	0.5	
N of Valid	1112	1031	926	654	3723	
N of Miss	0	0	0	0	0	

Table 10: What is your race? Other



Response	6	8	10	12	Total	
No	89.9	92.4	94.3	94.8	92.6	
Yes	10.1	7.6	5.7	5.2	7.4	
N of Valid	1112	1031	926	654	3723	
N of Miss	0	0	0	0	0	

Table 11: What is the highest level of schooling completed by your mother or father?









Response	6	8	10	12	Total	
Completed grade school or less	3.7	2.6	1.3	1.2	2.3	
Some high school	2.4	3.8	10.0	11.6	6.3	
Completed high school	10.4	14.7	16.3	16.9	14.3	
Some college	10.3	14.0	18.6	20.3	15.2	
Completed college	26.4	30.4	25.4	24.7	26.9	
Graduate or professional school after college	13.4	15.5	16.9	15.9	15.3	
Don't know	31.6	17.2	10.6	8.5	18.2	
Does not apply	1.8	1.9	0.9	0.9	1.4	
N of Valid	1059	1007	918	649	3633	
N of Miss	53	24	8	5	90	

Table 12: Think of where you live most of the time. Which of the following people live there with you? Mother



Response	6	8	10	12	Total	
No	11.4	12.2	14.0	17.9	13.4	
Yes	88.6	87.8	86.0	82.1	86.6	
N of Valid	1112	1031	926	654	3723	
N of Miss	0	0	0	0	0	

Table 13: Think of where you live most of the time. Which of the following people live there with you? Stepmother



Response	6	8	10	12	Total	
No	94.9	93.1	93.8	95.1	94.2	
Yes	5.1	6.9	6.2	4.9	5.8	
N of Valid	1112	1031	926	654	3723	
N of Miss	0	0	0	0	0	

Table 14: Think of where you live most of the time. Which of the following people live there with you? Foster Mother



Response	6	8	10	12	Total	
No	99.5	99.7	99.5	99.5	99.5	
Yes	0.5	0.3	0.5	0.5	0.5	
N of Valid	1112	1031	926	654	3723	
N of Miss	0	0	0	0	0	

Table 15: Think of where you live most of the time. Which of the following people live there with you? Grandmother



Response	6	8	10	12	Total	
No	88.4	90.1	90.5	91.3	89.9	
Yes	11.6	9.9	9.5	8.7	10.1	
N of Valid	1112	1031	926	654	3723	
N of Miss	0	0	0	0	0	

Table 16: Think of where you live most of the time. Which of the following people live there with you? Aunt



Response	6	8	10	12	Total	
No	94.2	96.9	95.9	96.9	95.9	
Yes	5.8	3.1	4.1	3.1	4.1	
N of Valid	1112	1031	926	654	3723	
N of Miss	0	0	0	0	0	

Table 17: Think of where you live most of the time. Which of the following people live there with you? Father



Response	6	8	10	12	Total	
No	39.4	41.4	43.5	49.8	42.8	
Yes	60.6	58.6	56.5	50.2	57.2	
N of Valid	1112	1031	926	654	3723	
N of Miss	0	0	0	0	0	

Table 18: Think of where you live most of the time. Which of the following people live there with you? Stepfather



Response	6	8	10	12	Total	
No	84.7	83.6	84.2	84.4	84.2	
Yes	15.3	16.4	15.8	15.6	15.8	
N of Valid	1112	1031	926	654	3723	
N of Miss	0	0	0	0	0	

Table 19: Think of where you live most of the time. Which of the following people live there with you? Foster Father



Response	6	8	10	12	Total	
No	99.6	99.7	99.2	99.1	99.5	
Yes	0.4	0.3	0.8	0.9	0.5	
N of Valid	1112	1031	926	654	3723	
N of Miss	0	0	0	0	0	

Table 20: Think of where you live most of the time. Which of the following people live there with you? Grandfather



Response	6	8	10	12	Total	
No	92.1	94.2	94.2	95.0	93.7	
Yes	7.9	5.8	5.8	5.0	6.3	
N of Valid	1112	1031	926	654	3723	
N of Miss	0	0	0	0	0	

Table 21: Think of where you live most of the time. Which of the following people live there with you? Uncle



Response	6	8	10	12	Total	
No	95.5	97.2	97.0	97.4	96.7	
Yes	4.5	2.8	3.0	2.6	3.3	
N of Valid	1112	1031	926	654	3723	
N of Miss	0	0	0	0	0	

Table 22: Think of where you live most of the time. Which of the following people live there with you? Other Adults



Response	6	8	10	12	Total	
No	98.3	97.3	98.2	96.5	97.7	
Yes	1.7	2.7	1.8	3.5	2.3	
N of Valid	1112	1031	926	654	3723	
N of Miss	0	0	0	0	0	

Table 23: Think of where you live most of the time. Which of the following people live there with you? Brother(s)



Response	6	8	10	12	Total	
No	51.2	50.8	56.6	64.5	54.8	
Yes	48.8	49.2	43.4	35.5	45.2	
N of Valid	1112	1031	926	654	3723	
N of Miss	0	0	0	0	0	

Table 24: Think of where you live most of the time. Which of the following people live there with you? Stepbrother(s)



Response	6	8	10	12	Total	
No	95.4	94.7	96.4	96.9	95.7	
Yes	4.6	5.3	3.6	3.1	4.3	
N of Valid	1112	1031	926	654	3723	
N of Miss	0	0	0	0	0	

Table 25: Think of where you live most of the time. Which of the following people live there with you? Sister(s)



Response	6	8	10	12	Total	
No	52.1	53.3	58.2	67.0	56.6	
Yes	47.9	46.7	41.8	33.0	43.4	
N of Valid	1112	1031	926	654	3723	
N of Miss	0	0	0	0	0	

Table 26: Think of where you live most of the time. Which of the following people live there with you? Stepsister(s)

Response	6	8	10	12	Total	
No	94.9	95.2	96.7	97.1	95.8	
Yes	5.1	4.8	3.3	2.9	4.2	
N of Valid	1112	1031	926	654	3723	
N of Miss	0	0	0	0	0	

Table 27: Think of where you live most of the time. Which of the following people live there with you? Other Children

Response	6	8	10	12	Total	
No	95.2	96.8	96.3	96.5	96.2	
Yes	4.8	3.2	3.7	3.5	3.8	
N of Valid	1112	1031	926	654	3723	
N of Miss	0	0	0	0	0	

Table 28: In my school, students have lots of chances to help decide things like class activities and rules.

Response	6	8	10	12	Total	
NO!	11.5	8.7	11.8	17.2	11.8	
no	34.8	35.6	36.8	35.3	35.6	
yes	44.3	47.3	42.9	39.0	43.8	
YES!	9.5	8.4	8.4	8.4	8.8	
N of Valid	1082	1011	913	651	3657	
N of Miss	30	20	13	3	66	

Table 29: Teachers ask me to work on special classroom projects.

Response	6	8	10	12	Total	
NO!	7.3	7.2	8.8	8.9	7.9	
no	30.0	36.3	39.3	38.5	35.5	
yes	47.0	48.5	44.4	45.5	46.5	
YES!	15.7	8.1	7.5	7.1	10.0	
N of Valid	1081	1015	914	650	3660	
N of Miss	31	16	12	4	63	

Table 30: My teacher(s) notices when I am doing a good job and lets me know about it.

Response	6	8	10	12	Total	
NO!	2.9	5.0	6.9	8.6	5.5	
no	14.2	26.7	31.7	25.6	24.1	
yes	45.2	47.7	48.8	52.7	48.1	
YES!	37.6	20.5	12.5	13.1	22.3	
N of Valid	1089	1010	911	649	3659	
N of Miss	23	21	15	5	64	

Table 31: There are lots of chances for students in my school to get involved in sports, clubs, and other school activities outside of class.

Response	6	8	10	12	Total	
NO!	3.8	1.3	1.5	2.8	2.3	
no	11.2	5.2	6.6	7.4	7.7	
yes	31.3	34.2	42.0	42.7	36.8	
YES!	53.7	59.3	49.9	47.1	53.1	
N of Valid	1088	1019	915	649	3671	
N of Miss	24	12	11	5	52	

Table 32: There are lots of chances for students in my school to talk with a teacher one-on-one.

Response	6	8	10	12	Total	
NO!	2.9	4.0	4.7	5.6	4.2	
no	11.5	21.4	22.7	19.6	18.5	
yes	40.9	49.5	52.9	52.4	48.3	
YES!	44.6	25.1	19.7	22.4	29.1	
N of Valid	1085	1013	912	647	3657	
N of Miss	27	18	14	7	66	

Table 33: I feel safe at my school.





Response	6	8	10	12	Total	
NO!	3.1	3.3	4.5	5.6	3.9	
no	6.1	13.2	14.2	12.7	11.2	
yes	33.8	52.7	57.3	61.3	49.7	
YES!	57.1	30.8	24.1	20.4	35.1	
N of Valid	1090	1012	910	646	3658	
N of Miss	22	19	16	8	65	

Table 34: The school lets my parents know when I have done something well.





Response	6	8	10	12	Total	
NO!	9.1	13.1	21.8	26.5	16.5	
no	29.7	43.0	50.7	44.9	41.3	
yes	37.6	34.3	22.9	23.1	30.5	
YES!	23.6	9.6	4.5	5.6	11.8	
N of Valid	1080	1005	911	646	3642	
N of Miss	32	26	15	8	81	

Table 35: My teachers praise me when I work hard in school.





Response	6	8	10	12	Total	
NO!	11.3	11.8	15.7	18.2	13.7	
no	28.6	41.8	47.3	40.4	39.1	
yes	40.8	38.6	31.6	36.2	37.1	
YES!	19.2	7.8	5.4	5.3	10.1	
N of Valid	1065	1004	907	644	3620	
N of Miss	47	27	19	10	103	

Table 36: Are your school grades better than the grades of most students in your class?

Response	6	8	10	12	Total	
NO!	8.4	4.9	5.6	5.6	6.2	
no	28.0	26.5	30.4	24.4	27.5	
yes	43.5	52.6	49.8	50.5	48.9	
YES!	20.1	16.0	14.2	19.4	17.3	
N of Valid	1027	1005	908	643	3583	
N of Miss	85	26	18	11	140	

Table 37: I have lots of chances to be part of class discussions or activities.

Response	6	8	10	12	Total	
NO!	3.9	2.2	2.5	3.7	3.0	
no	9.7	13.5	15.3	17.4	13.5	
yes	43.7	55.4	63.4	62.8	55.2	
YES!	42.8	28.9	18.8	16.0	28.2	
N of Valid	1088	1019	909	648	3664	
N of Miss	24	12	17	6	59	

Table 38: Now thinking back over the past year in school, how often did you: enjoy being in school?

Response	6	8	10	12	Total	
Never	3.6	6.4	9.6	13.7	7.6	
Seldom	10.4	14.4	16.7	20.7	14.9	
Sometimes	32.1	38.2	41.6	37.3	37.1	
Often	27.6	28.0	24.1	23.2	26.1	
Almost always	26.3	13.1	7.9	5.1	14.3	
N of Valid	1092	1017	920	643	3672	
N of Miss	20	14	6	11	51	

Table 39: Now thinking back over the past year in school, how often did you: hate being in school?






Response	6	8	10	12	Total	
Never	18.5	7.4	5.4	4.0	9.6	
Seldom	34.2	30.2	20.5	17.3	26.7	
Sometimes	29.5	32.8	36.6	34.7	33.1	
Often	11.6	18.6	24.8	26.0	19.4	
Almost always	6.2	11.1	12.6	17.9	11.2	
N of Valid	1077	1013	918	642	3650	
N of Miss	35	18	8	12	73	

Table 40: Now thinking back over the past year in school, how often did you: try to do your best work in school?






Response	6	8	10	12	Total	
Never	0.4	0.2	0.8	0.5	0.4	
Seldom	0.9	1.8	3.3	3.9	2.3	
Sometimes	4.2	6.7	11.2	18.2	9.1	
Often	15.5	26.3	34.0	33.2	26.3	
Almost always	79.0	65.0	50.8	44.2	61.9	
N of Valid	1069	1011	910	642	3632	
N of Miss	43	20	16	12	91	

Table 41: How often do you feel that the school work you are assigned is meaningful and important?






Response	6	8	10	12	Total	
Never	3.4	5.3	9.0	11.4	6.7	
Seldom	7.5	16.5	23.8	29.2	17.9	
Sometimes	22.4	33.2	36.9	31.3	30.6	
Often	29.0	28.3	20.9	20.4	25.3	
Almost always	37.7	16.7	9.4	7.8	19.5	
N of Valid	1084	1009	919	643	3655	
N of Miss	28	22	7	11	68	

Table 42: Putting them all together, what were your grades like last year?

Response	6	8	10	12	Total
Mostly F's	1.2	0.5	0.7	0.5	0.7
Mostly D's	2.2	2.2	2.7	1.9	2.3
Mostly C's	10.2	11.8	18.8	16.7	14.0
Mostly B's	32.1	35.7	38.1	42.0	36.4
Mostly A's	54.4	49.7	39.7	39.0	46.6
N of Valid	1032	981	894	634	3541
N of Miss	80	50	32	20	182

Table 43: How important do you think the things you are learning in school are going to be for your later life?

Response	6	8	10	12	Total
Very important	52.4	28.7	16.8	13.8	30.2
Quite important	26.4	26.2	22.2	18.0	23.8
Fairly important	13.2	27.0	29.3	30.6	24.1
Slightly important	6.9	14.6	24.9	28.9	17.4
Not at all important	1.1	3.5	6.8	8.8	4.5
N of Valid	1098	1020	918	640	3676
N of Miss	14	11	8	14	47

Table 44: Do your parents care about your skipping or cutting school?

Response	6	8	10	12	Total
Yes	93.4	96.6	96.3	90.5	94.5
No	6.6	3.4	3.7	9.5	5.5
N of Valid	1092	1015	918	640	3665
N of Miss	20	16	8	14	58

Table 45: During the LAST FOUR WEEKS how many whole days of school have you missed because you skipped or 'cut'?








Response	6	8	10	12	Total	
None	70.1	82.7	77.1	60.3	73.7	
1	11.4	8.4	10.7	16.0	11.2	
2	7.4	3.9	6.0	10.1	6.6	
3	4.8	2.3	2.6	6.1	3.8	
4-5	4.2	2.1	2.1	4.5	3.1	
6-10	1.4	0.5	1.1	1.9	1.1	
11 or more	0.7	0.2	0.4	1.1	0.6	
N of Valid	1091	1021	919	643	3674	
N of Miss	21	10	7	11	49	

Table 46: What are the chances you would be seen as cool if you: smoked cigarettes?






Response	6	8	10	12	Total	
No or very little chance	92.5	79.5	65.7	63.2	77.0	
Little chance	4.5	10.3	14.0	16.1	10.5	
Some chance	1.7	5.9	13.4	11.7	7.6	
Pretty good chance	0.7	3.2	4.3	5.8	3.2	
Very good chance	0.6	1.1	2.6	3.3	1.7	
N of Valid	1078	1015	915	641	3649	
N of Miss	34	16	11	13	74	

Table 47: What are the chances you would be seen as cool if you: worked hard at school?






Response	6	8	10	12	Total	
No or very little chance	3.8	9.3	12.2	15.1	9.4	
Little chance	5.9	10.4	19.1	17.9	12.5	
Some chance	12.1	22.6	25.8	27.6	21.2	
Pretty good chance	26.7	28.9	23.8	21.2	25.6	
Very good chance	51.5	28.7	19.1	18.1	31.2	
N of Valid	1089	1017	911	641	3658	
N of Miss	23	14	15	13	65	

Table 48: What are the chances you would be seen as cool if you: began drinking alcoholic beverages regularly, that is, at least once or twice a month?






Response	6	8	10	12	Total	
No or very little chance	90.5	72.0	51.5	43.5	67.4	
Little chance	5.7	13.5	15.5	16.4	12.2	
Some chance	1.8	7.8	14.2	17.4	9.3	
Pretty good chance	1.3	5.3	13.3	13.8	7.6	
Very good chance	0.7	1.5	5.5	8.9	3.6	
N of Valid	1085	1017	916	639	3657	
N of Miss	27	14	10	15	66	

Table 49: What are the chances you would be seen as cool if you: defended someone who was being bullied?






Response	6	8	10	12	Total	
No or very little chance	4.9	9.1	11.1	13.3	9.1	
Little chance	5.3	11.0	14.9	14.4	10.9	
Some chance	13.4	21.6	26.6	26.1	21.2	
Pretty good chance	24.7	29.8	28.6	26.4	27.4	
Very good chance	51.7	28.5	18.8	19.8	31.4	
N of Valid	1083	1019	913	640	3655	
N of Miss	29	12	13	14	68	

Table 50: What are the chances you would be seen as cool if you: smoked marijuana?






Response	6	8	10	12	Total	
No or very little chance	93.1	75.9	54.5	43.5	69.9	
Little chance	3.5	7.3	13.1	15.9	9.2	
Some chance	1.3	6.8	12.7	13.5	7.8	
Pretty good chance	1.0	5.5	9.3	13.4	6.5	
Very good chance	1.0	4.5	10.4	13.7	6.6	
N of Valid	1078	1015	914	643	3650	
N of Miss	34	16	12	11	73	

Table 51: What are the chances you would be seen as cool if you: carried a handgun?






Response	6	8	10	12	Total	
No or very little chance	86.4	78.6	69.6	68.2	76.8	
Little chance	6.4	9.4	14.5	13.8	10.6	
Some chance	3.2	5.2	7.5	9.5	5.9	
Pretty good chance	2.0	3.7	4.2	4.5	3.5	
Very good chance	2.0	3.2	4.3	3.9	3.2	
N of Valid	1075	1009	911	639	3634	
N of Miss	37	22	15	15	89	

Table 52: What are the chances you would be seen as cool if you: used e-cigarettes, e-cigars or e-hookahs?






Response	6	8	10	12	Total	
No or very little chance	92.5	71.6	52.6	48.1	68.8	
Little chance	4.2	9.6	11.5	13.6	9.2	
Some chance	1.1	7.2	14.3	15.1	8.6	
Pretty good chance	0.9	6.7	11.7	12.1	7.2	
Very good chance	1.2	4.9	9.9	11.1	6.1	
N of Valid	1068	1010	912	642	3632	
N of Miss	44	21	14	12	91	

Table 53: What are the chances you would be seen as cool if you: bullied someone or cyber bullied someone?






Response	6	8	10	12	Total	
No or very little chance	88.3	76.1	69.1	72.1	77.2	
Little chance	7.3	11.8	15.1	15.0	11.8	
Some chance	1.8	6.6	9.1	8.1	6.1	
Pretty good chance	1.0	2.9	4.2	2.3	2.6	
Very good chance	1.6	2.7	2.5	2.5	2.3	
N of Valid	1082	1012	912	641	3647	
N of Miss	30	19	14	13	76	

Table 54: Think of your four best friends (the friends you feel closest to). In the past year (12 months), how many of your best friends have: participated in clubs, organizations or activities at school?


Response	6	8	10	12	Total	
0	12.6	8.7	11.0	13.8	11.3	
1	10.2	10.2	10.2	10.8	10.3	
2	18.7	14.5	15.1	17.0	16.3	
3	15.6	19.4	17.1	14.6	16.9	
4	43.0	47.3	46.6	43.7	45.2	
N of Valid	1073	1003	908	636	3620	
N of Miss	39	28	18	18	103	

Table 55: Think of your four best friends (the friends you feel closest to). In the past year (12 months), how many of your best friends have: smoked cigarettes?


Response	6	8	10	12	Total	
0	95.1	83.7	67.0	50.1	77.1	
1	3.5	8.6	16.3	18.4	10.7	
2	0.6	3.9	7.5	12.6	5.3	
3	0.3	1.3	4.6	6.4	2.7	
4	0.5	2.6	4.5	12.6	4.2	
N of Valid	1087	1011	904	637	3639	
N of Miss	25	20	22	17	84	

Table 56: Think of your four best friends (the friends you feel closest to). In the past year (12 months), how many of your best friends have: tried beer, wine or hard liquor (for example, vodka, whiskey, or gin) when their parents didn't know about it?


Response	6	8	10	12	Total	
0	90.9	73.7	47.9	31.0	64.9	
1	5.7	12.6	16.8	14.8	12.0	
2	1.3	6.2	13.0	15.6	8.1	
3	1.1	4.0	8.9	9.6	5.3	
4	1.0	3.5	13.5	29.0	9.7	
N of Valid	1086	1012	911	635	3644	
N of Miss	26	19	15	19	79	

Table 57: Think of your four best friends (the friends you feel closest to). In the past year (12 months), how many of your best friends have: used e-cigarettes, e-cigars, or e-hookahs?






Response	6	8	10	12	Total	
0	96.9	79.3	58.7	47.4	73.8	
1	2.1	10.0	15.2	14.1	9.7	
2	0.1	4.3	10.1	13.7	6.1	
3	0.4	2.5	5.5	8.8	3.7	
4	0.6	3.8	10.5	16.0	6.6	
N of Valid	1082	1015	909	637	3643	
N of Miss	30	16	17	17	80	

Table 58: Think of your four best friends (the friends you feel closest to). In the past year (12 months), how many of your best friends have: used marijuana?






Response	6	8	10	12	Total	
0	97.4	87.3	65.4	43.0	77.1	
1	1.4	5.4	14.2	19.3	8.8	
2	0.6	2.8	8.2	14.6	5.5	
3	0.3	1.7	4.4	7.2	2.9	
4	0.4	2.8	7.8	15.9	5.6	
N of Valid	1080	1010	902	637	3629	
N of Miss	32	21	24	17	94	

Table 59: Think of your four best friends (the friends you feel closest to). In the past year (12 months), how many of your best friends have: used prescription drugs or non-prescription drugs for the purpose of getting high?






Response	6	8	10	12	Total	
0	97.9	90.7	79.7	67.8	86.1	
1	1.3	5.2	10.9	13.4	6.9	
2	0.5	1.9	3.8	9.6	3.3	
3	0.3	0.6	1.6	3.0	1.2	
4	0.1	1.6	4.0	6.3	2.6	
N of Valid	1089	1011	911	636	3647	
N of Miss	23	20	15	18	76	

Table 60: Think of your four best friends (the friends you feel closest to). In the past year (12 months), how many of your best friends have: used synthetic marijuana (K2, spice) or bath salts?






Response	6	8	10	12	Total	
0	98.6	96.5	92.5	85.9	94.3	
1	0.8	2.0	2.9	6.6	2.7	
2	0.3	0.7	2.1	3.0	1.3	
3	0.0	0.4	0.8	1.7	0.6	
4	0.3	0.4	1.8	2.8	1.1	
N of Valid	1074	1012	906	638	3630	
N of Miss	38	19	20	16	93	

Table 61: Think of your four best friends (the friends you feel closest to). In the past year (12 months), how many of your best friends have: used LSD, cocaine, amphetamines, or other illegal drugs?






Response	6	8	10	12	Total	
0	98.7	95.6	90.7	81.1	92.8	
1	0.7	2.7	4.6	8.4	3.6	
2	0.3	1.0	2.5	4.6	1.8	
3	0.2	0.2	0.9	2.7	0.8	
4	0.1	0.5	1.2	3.3	1.0	
N of Valid	1079	1009	906	634	3628	
N of Miss	33	22	20	20	95	

Table 62: Think of your four best friends (the friends you feel closest to). In the past year (12 months), how many of your best friends have: been bullied?






Response	6	8	10	12	Total	
0	36.3	40.0	51.4	62.6	45.8	
1	25.5	22.0	20.7	17.4	21.9	
2	17.8	15.9	14.1	11.5	15.2	
3	6.8	8.3	3.4	2.4	5.6	
4	13.6	13.7	10.4	6.1	11.5	
N of Valid	1069	1007	910	637	3623	
N of Miss	43	24	16	17	100	

Table 63: Think of your four best friends (the friends you feel closest to). In the past year (12 months), how many of your best friends have: been suspended from school?






Response	6	8	10	12	Total	
0	71.8	64.5	70.2	70.8	69.2	
1	15.5	18.6	15.1	15.1	16.2	
2	5.5	8.7	6.7	8.2	7.1	
3	2.8	3.6	3.3	2.2	3.0	
4	4.4	4.5	4.7	3.8	4.4	
N of Valid	1082	1015	912	637	3646	
N of Miss	30	16	14	17	77	

Table 64: Think of your four best friends (the friends you feel closest to). In the past year (12 months), how many of your best friends have: carried a handgun?






Response	6	8	10	12	Total	
0	95.9	95.0	90.6	89.9	93.3	
1	2.3	2.3	5.5	4.4	3.5	
2	0.7	1.2	1.3	3.3	1.5	
3	0.4	0.8	0.4	0.9	0.6	
4	0.6	0.8	2.1	1.4	1.2	
N of Valid	1084	1010	908	632	3634	
N of Miss	28	21	18	22	89	

Table 65: Think of your four best friends (the friends you feel closest to). In the past year (12 months), how many of your best friends have: sold illegal drugs?






Response	6	8	10	12	Total	
0	98.9	95.5	88.3	80.9	92.1	
1	0.7	3.0	6.5	9.2	4.3	
2	0.4	0.6	2.7	6.6	2.1	
3	0.0	0.1	1.4	1.4	0.6	
4	0.0	0.8	1.1	1.9	0.8	
N of Valid	1073	1003	904	633	3613	
N of Miss	39	28	22	21	110	

Table 66: Think of your four best friends (the friends you feel closest to). In the past year (12 months), how many of your best friends have: regularly attended religious services?






Response	6	8	10	12	Total	
0	27.6	21.5	20.8	28.1	24.3	
1	9.9	12.8	13.6	16.2	12.8	
2	11.6	15.3	18.7	18.6	15.7	
3	13.5	16.7	19.0	16.2	16.3	
4	37.5	33.6	27.8	20.8	31.0	
N of Valid	1025	999	903	634	3561	
N of Miss	87	32	23	20	162	

Table 67: Think of your four best friends (the friends you feel closest to). In the past year (12 months), how many of your best friends have: stolen or tried to steal a motor vehicle such as a car or motorcycle?






Response	6	8	10	12	Total	
0	98.0	96.2	94.9	94.0	96.0	
1	1.2	2.2	2.5	3.6	2.2	
2	0.5	0.8	1.2	1.4	0.9	
3	0.0	0.1	0.4	0.6	0.2	
4	0.4	0.7	0.9	0.3	0.6	
N of Valid	1083	1012	909	637	3641	
N of Miss	29	19	17	17	82	

Table 68: Think of your four best friends (the friends you feel closest to). In the past year (12 months), how many of your best friends have: been arrested?






Response	6	8	10	12	Total	
0	95.0	88.7	85.9	80.5	88.5	
1	3.1	7.5	7.5	11.1	6.8	
2	1.1	2.3	3.1	5.3	2.7	
3	0.3	0.6	1.4	1.4	0.9	
4	0.5	0.9	2.1	1.6	1.2	
N of Valid	1086	1008	908	637	3639	
N of Miss	26	23	18	17	84	

Table 69: Think of your four best friends (the friends you feel closest to). In the past year (12 months), how many of your best friends have: dropped out of school?


Response	6	8	10	12	Total	
0	96.1	96.8	93.7	88.6	94.4	
1	2.9	2.4	4.4	6.1	3.7	
2	0.6	0.5	0.8	3.3	1.1	
3	0.2	0.1	0.2	0.8	0.3	
4	0.2	0.2	0.9	1.3	0.5	
N of Valid	1081	1011	908	638	3638	
N of Miss	31	20	18	16	85	

Table 70: Think of your four best friends (the friends you feel closest to). In the past year (12 months), how many of your best friends have: been members of a gang?


Response	6	8	10	12	Total	
0	91.5	91.6	88.8	88.2	90.3	
1	4.0	4.8	3.2	4.9	4.2	
2	1.7	1.5	3.0	3.5	2.3	
3	0.8	0.5	0.9	1.4	0.9	
4	2.0	1.6	4.2	2.0	2.4	
N of Valid	1081	1011	909	636	3637	
N of Miss	31	20	17	18	86	

Table 71: How old were you when you first: smoked marijuana?


Response	6	8	10	12	Total	
Never	99.4	94.3	81.7	65.4	87.6	
10 or younger	0.2	0.6	0.9	0.9	0.6	
11	0.4	0.3	0.6	0.6	0.4	
12	0.0	1.1	2.0	1.9	1.1	
13	0.0	3.1	3.4	3.3	2.3	
14	0.0	0.6	5.6	5.2	2.5	
15	0.0	0.0	5.0	6.9	2.4	
16	0.0	0.0	0.9	8.9	1.8	
17 or older	0.0	0.0	0.0	6.9	1.2	
N of Valid	1086	1008	907	639	3640	
N of Miss	26	23	19	15	83	

Table 72: How old were you when you first: smoked a cigarette, even just a puff?










Response	6	8	10	12	Total	
Never	94.8	84.6	76.8	60.5	81.5	
10 or younger	3.3	4.8	4.6	6.2	4.6	
11	1.6	3.1	1.5	2.0	2.1	
12	0.1	3.4	3.5	3.1	2.4	
13	0.2	3.6	3.7	4.5	2.7	
14	0.0	0.6	4.8	4.4	2.1	
15	0.0	0.0	3.8	7.0	2.2	
16	0.0	0.0	1.2	7.8	1.7	
17 or older	0.1	0.0	0.1	4.4	0.8	
N of Valid	1090	1013	904	640	3647	
N of Miss	22	18	22	14	76	

Table 73: How old were you when you first: had more than a sip or two of beer, wine or hard liquor (for example, vodka, whiskey, or gin)?










Response	6	8	10	12	Total	
Never	87.7	72.8	55.7	39.0	67.1	
10 or younger	7.9	7.8	6.5	5.8	7.2	
11	3.8	5.0	2.4	1.6	3.4	
12	0.6	5.0	3.8	4.2	3.2	
13	0.1	7.0	5.9	6.9	4.6	
14	0.0	2.4	10.9	8.1	4.8	
15	0.0	0.0	12.9	9.5	4.9	
16	0.0	0.0	1.8	13.9	2.9	
17 or older	0.0	0.0	0.1	11.1	2.0	
N of Valid	1088	1016	905	641	3650	
N of Miss	24	15	21	13	73	

Table 74: How old were you when you first: began drinking alcoholic beverages regularly, that is, at least once or twice a month?










Response	6	8	10	12	Total	
Never	99.3	94.6	85.7	74.5	90.3	
10 or younger	0.2	0.3	0.4	0.3	0.3	
11	0.3	0.4	0.3	0.3	0.3	
12	0.0	0.9	0.8	0.6	0.5	
13	0.1	3.3	1.9	0.8	1.6	
14	0.0	0.5	2.2	1.9	1.0	
15	0.0	0.0	6.6	4.1	2.4	
16	0.0	0.0	2.1	6.9	1.7	
17 or older	0.2	0.0	0.0	10.5	1.9	
N of Valid	1090	1015	910	636	3651	
N of Miss	22	16	16	18	72	

Table 75: How old were you when you first: used Daztrex?


Response	6	8	10	12	Total	
Never	100.0	100.0	100.0	100.0	100.0	
10 or younger	0.0	0.0	0.0	0.0	0.0	
11	0.0	0.0	0.0	0.0	0.0	
12	0.0	0.0	0.0	0.0	0.0	
13	0.0	0.0	0.0	0.0	0.0	
14	0.0	0.0	0.0	0.0	0.0	
15	0.0	0.0	0.0	0.0	0.0	
16	0.0	0.0	0.0	0.0	0.0	
17 or older	0.0	0.0	0.0	0.0	0.0	
N of Valid	1037	996	903	635	3571	
N of Miss	75	35	23	19	152	

Table 76: How old were you when you first: got suspended from school?










Response	6	8	10	12	Total	
Never	85.5	81.9	77.3	77.9	81.1	
10 or younger	10.0	6.1	7.6	5.8	7.6	
11	3.0	3.7	2.9	2.0	3.0	
12	0.9	3.3	2.2	1.4	2.0	
13	0.4	3.7	3.3	1.7	2.3	
14	0.0	1.3	3.0	4.1	1.8	
15	0.0	0.1	2.3	2.2	1.0	
16	0.1	0.0	1.3	2.5	0.8	
17 or older	0.0	0.0	0.1	2.4	0.4	
N of Valid	1085	1010	907	638	3640	
N of Miss	27	21	19	16	83	

Table 77: How old were you when you first: got arrested?










Response	6	8	10	12	Total	
Never	98.9	96.2	95.9	92.9	96.3	
10 or younger	0.8	0.5	0.2	0.2	0.5	
11	0.3	0.5	0.3	0.0	0.3	
12	0.0	1.0	0.8	0.3	0.5	
13	0.0	1.1	0.6	0.6	0.5	
14	0.0	0.7	1.1	1.3	0.7	
15	0.0	0.1	0.6	1.6	0.4	
16	0.0	0.0	0.4	1.4	0.4	
17 or older	0.0	0.0	0.1	1.7	0.3	
N of Valid	1086	1016	908	633	3643	
N of Miss	26	15	18	21	80	

Table 78: How old were you when you first: carried a handgun?










Response	6	8	10	12	Total	
Never	96.6	94.7	93.6	93.4	94.7	
10 or younger	1.5	1.6	2.1	1.1	1.6	
11	1.6	0.6	0.7	0.0	0.8	
12	0.4	0.8	0.6	0.5	0.6	
13	0.0	2.0	0.6	0.2	0.7	
14	0.0	0.4	1.1	1.3	0.6	
15	0.0	0.0	0.7	1.1	0.4	
16	0.0	0.0	0.7	1.1	0.4	
17 or older	0.0	0.0	0.1	1.4	0.3	
N of Valid	1080	1014	904	632	3630	
N of Miss	32	17	22	22	93	

Table 79: How old were you when you first: used e-cigarettes, e-cigars, or e-hookahs?










Response	6	8	10	12	Total	
Never	98.1	87.4	73.9	66.8	83.6	
10 or younger	0.8	0.5	0.6	0.3	0.6	
11	0.8	1.1	0.8	0.2	0.8	
12	0.2	2.6	1.5	0.0	1.2	
13	0.1	6.6	2.7	1.3	2.8	
14	0.0	1.8	9.6	1.7	3.2	
15	0.0	0.1	8.8	7.2	3.5	
16	0.0	0.0	2.0	14.2	3.0	
17 or older	0.0	0.0	0.1	8.3	1.5	
N of Valid	1081	1014	905	636	3636	
N of Miss	31	17	21	18	87	

Table 80: How old were you when you first: belonged to a gang?










Response	6	8	10	12	Total	
Never	97.2	97.6	96.7	96.1	97.0	
10 or younger	1.4	0.3	0.9	1.1	0.9	
11	1.0	0.3	0.2	0.0	0.4	
12	0.3	0.9	0.0	0.3	0.4	
13	0.0	0.6	0.6	0.3	0.4	
14	0.0	0.3	0.9	0.5	0.4	
15	0.0	0.0	0.4	0.3	0.2	
16	0.0	0.0	0.3	0.6	0.2	
17 or older	0.1	0.0	0.0	0.8	0.2	
N of Valid	1084	1015	907	637	3643	
N of Miss	28	16	19	17	80	

Table 81: How old were you when you first: used prescription drugs not prescribed to you?










Response	6	8	10	12	Total	
Never	97.8	90.3	90.7	83.4	91.5	
10 or younger	1.2	4.3	0.9	0.6	1.9	
11	0.7	0.7	0.2	0.9	0.6	
12	0.2	1.6	0.7	0.3	0.7	
13	0.1	2.2	1.2	1.6	1.2	
14	0.0	0.9	2.0	2.8	1.2	
15	0.0	0.0	3.5	1.7	1.2	
16	0.0	0.0	0.7	4.9	1.0	
17 or older	0.0	0.0	0.1	3.6	0.7	
N of Valid	1083	1015	908	634	3640	
N of Miss	29	16	18	20	83	

Table 82: How wrong do you think it is for someone your age to: take a handgun to school?





Response	6	8	10	12	Total	
Very wrong	94.3	87.8	86.2	86.9	89.2	
Wrong	4.4	9.7	9.1	8.7	7.8	
A little bit wrong	1.0	1.9	3.2	3.0	2.1	
Not at all wrong	0.4	0.6	1.5	1.4	0.9	
N of Valid	1102	1018	910	634	3664	
N of Miss	10	13	16	20	59	

Table 83: How wrong do you think it is for someone your age to: steal anything?





Response	6	8	10	12	Total	
Very wrong	79.2	64.7	67.0	69.6	70.4	
Wrong	17.6	29.5	26.2	21.9	23.8	
A little bit wrong	2.7	5.3	5.7	7.7	5.0	
Not at all wrong	0.5	0.5	1.1	0.8	0.7	
N of Valid	1094	1016	912	634	3656	
N of Miss	18	15	14	20	67	

Table 84: How wrong do you think it is for someone your age to: pick a fight with someone?





Response	6	8	10	12	Total	
Very wrong	64.8	46.2	45.3	51.3	52.4	
Wrong	24.6	33.4	33.8	29.3	30.2	
A little bit wrong	9.0	17.4	17.7	16.6	14.8	
Not at all wrong	1.6	3.0	3.3	2.8	2.6	
N of Valid	1089	1015	912	632	3648	
N of Miss	23	16	14	22	75	

Table 85: How wrong do you think it is for someone your age to: attack someone with the idea of seriously hurting them?


Response	6	8	10	12	Total	
Very wrong	91.0	79.0	72.9	71.4	79.8	
Wrong	5.9	15.5	20.7	20.3	14.8	
A little bit wrong	1.6	3.9	4.6	6.6	3.9	
Not at all wrong	1.5	1.6	1.8	1.7	1.6	
N of Valid	1093	1015	912	632	3652	
N of Miss	19	16	14	22	71	

Table 86: How wrong do you think it is for someone your age to: stay away from school all day when their parents think they are at school?


Response	6	8	10	12	Total	
Very wrong	87.3	68.8	57.3	48.7	68.0	
Wrong	9.4	24.4	28.2	28.0	21.5	
A little bit wrong	2.4	6.1	12.2	19.1	8.8	
Not at all wrong	0.9	0.7	2.3	4.3	1.8	
N of Valid	1098	1016	910	633	3657	
N of Miss	14	15	16	21	66	

Table 87: How wrong do you think it is for someone your age to: drink beer, wine or hard liquor (for example, vodka, whiskey, or gin) regularly?


Response	6	8	10	12	Total	
Very wrong	92.6	74.3	56.7	45.1	70.3	
Wrong	5.0	16.7	20.0	19.7	14.6	
A little bit wrong	1.4	7.4	17.6	22.9	10.8	
Not at all wrong	1.0	1.6	5.7	12.3	4.3	
N of Valid	1097	1015	914	634	3660	
N of Miss	15	16	12	20	63	

Table 88: How wrong do you think it is for someone your age to: smoke cigarettes?





Response	6	8	10	12	Total	
Very wrong	93.2	78.7	65.4	51.7	75.1	
Wrong	4.8	15.6	18.3	18.8	13.6	
A little bit wrong	1.0	4.2	11.7	15.9	7.2	
Not at all wrong	0.9	1.5	4.6	13.6	4.2	
N of Valid	1093	1016	907	634	3650	
N of Miss	19	15	19	20	73	

Table 89: How wrong do you think it is for someone your age to: smoke marijuana?





Response	6	8	10	12	Total	
Very wrong	96.2	81.7	62.9	48.5	75.6	
Wrong	2.0	10.4	15.8	18.1	10.6	
A little bit wrong	0.8	4.5	10.2	14.6	6.6	
Not at all wrong	0.9	3.3	11.1	18.9	7.2	
N of Valid	1092	1017	910	631	3650	
N of Miss	20	14	16	23	73	

Table 90: How wrong do you think it is for someone your age to: use prescription drugs or non-prescription drugs for the purpose of getting high?





Response	6	8	10	12	Total	
Very wrong	96.5	88.1	78.7	72.0	85.5	
Wrong	2.8	10.0	14.6	16.3	10.1	
A little bit wrong	0.3	1.2	4.5	7.0	2.7	
Not at all wrong	0.4	0.8	2.2	4.7	1.7	
N of Valid	1094	1014	912	632	3652	
N of Miss	18	17	14	22	71	

Table 91: How wrong do you think it is for someone your age to: use synthetic marijuana (K2, spice) or bath salts?

Response	6	8	10	12	Total	
Very wrong	96.9	89.5	82.3	80.9	88.4	
Wrong	2.1	8.5	13.0	12.9	8.5	
A little bit wrong	0.3	1.4	3.2	3.8	1.9	
Not at all wrong	0.6	0.7	1.5	2.4	1.2	
N of Valid	1080	1016	910	635	3641	
N of Miss	32	15	16	19	82	

Table 92: How wrong do you think it is for someone your age to: use LSD, cocaine, amphetamines or another illegal drug?

Response	6	8	10	12	Total	
Very wrong	97.8	91.5	86.8	84.0	90.9	
Wrong	1.7	7.6	9.7	9.7	6.7	
A little bit wrong	0.2	0.5	2.1	2.5	1.2	
Not at all wrong	0.3	0.4	1.4	3.8	1.2	
N of Valid	1088	1013	908	632	3641	
N of Miss	24	18	18	22	82	

Table 93: How wrong do you think it is for someone your age to: use e-cigarettes, e-cigars or e-hookahs?

Response	6	8	10	12	Total	
Very wrong	92.9	73.1	54.6	47.9	70.0	
Wrong	4.2	14.7	16.3	11.5	11.4	
A little bit wrong	1.8	7.4	15.3	17.8	9.5	
Not at all wrong	1.1	4.8	13.9	22.8	9.1	
N of Valid	1085	1013	909	635	3642	
N of Miss	27	18	17	19	81	

Table 94: At school during the past 12 months, did you receive help from the resource teacher, speech therapist or other special education teacher?



Response	6	8	10	12	Total	
No	72.5	87.3	91.5	90.6	84.6	
Yes	27.5	12.7	8.5	9.4	15.4	
N of Valid	978	915	838	566	3297	
N of Miss	134	116	88	88	426	

Table 95: How many times in the past year (12 months) have you: been suspended from school?








Response	6	8	10	12	Total	
Never	89.9	89.4	88.3	90.5	89.5	
1 to 2 times	7.3	8.6	9.7	8.0	8.4	
3 to 5 times	1.7	1.3	1.4	1.1	1.4	
6 to 9 times	0.6	0.1	0.3	0.2	0.3	
10 to 19 times	0.4	0.3	0.1	0.2	0.2	
20 to 29 times	0.0	0.2	0.0	0.0	0.1	
30 to 39 times	0.0	0.0	0.0	0.0	0.0	
40+ times	0.1	0.2	0.1	0.0	0.1	
N of Valid	1089	1015	908	634	3646	
N of Miss	23	16	18	20	77	

Table 96: How many times in the past year (12 months) have you: carried a handgun?









Response	6	8	10	12	Total	
Never	97.2	95.1	95.2	95.0	95.7	
1 to 2 times	1.9	2.8	2.3	1.7	2.2	
3 to 5 times	0.3	1.0	1.0	0.9	0.8	
6 to 9 times	0.5	0.3	0.3	0.5	0.4	
10 to 19 times	0.0	0.3	0.2	0.6	0.2	
20 to 29 times	0.1	0.3	0.1	0.5	0.2	
30 to 39 times	0.0	0.1	0.0	0.2	0.1	
40+ times	0.0	0.2	0.8	0.6	0.4	
N of Valid	1082	1012	905	634	3633	
N of Miss	30	19	21	20	90	

Table 97: How many times in the past year (12 months) have you: sold illegal drugs?


Response	6	8	10	12	Total	
Never	99.9	98.5	97.1	93.5	97.7	
1 to 2 times	0.1	0.6	1.1	3.2	1.0	
3 to 5 times	0.0	0.2	0.7	0.8	0.4	
6 to 9 times	0.0	0.3	0.2	0.5	0.2	
10 to 19 times	0.0	0.0	0.1	0.3	0.1	
20 to 29 times	0.0	0.1	0.0	0.3	0.1	
30 to 39 times	0.0	0.2	0.1	0.2	0.1	
40+ times	0.0	0.1	0.7	1.3	0.4	
N of Valid	1074	1008	901	632	3615	
N of Miss	38	23	25	22	108	

Table 98: How many times in the past year (12 months) have you: stolen or tried to steal a motor vehicle such as a car or motorcycle?


Response	6	8	10	12	Total	
Never	99.4	98.3	98.6	99.2	98.8	
1 to 2 times	0.3	1.0	0.7	0.3	0.6	
3 to 5 times	0.2	0.2	0.3	0.5	0.3	
6 to 9 times	0.1	0.1	0.1	0.0	0.1	
10 to 19 times	0.1	0.1	0.0	0.0	0.1	
20 to 29 times	0.0	0.0	0.1	0.0	0.0	
30 to 39 times	0.0	0.1	0.0	0.0	0.0	
40+ times	0.0	0.2	0.2	0.0	0.1	
N of Valid	1083	1011	905	634	3633	
N of Miss	29	20	21	20	90	

Table 99: How many times in the past year (12 months) have you: participated in clubs, organizations or activities at school?









Response	6	8	10	12	Total	
Never	30.7	27.4	26.9	32.3	29.1	
1 to 2 times	24.9	23.3	14.9	13.7	20.0	
3 to 5 times	17.0	14.6	13.8	11.1	14.5	
6 to 9 times	7.8	8.0	10.5	8.8	8.7	
10 to 19 times	5.9	5.9	7.9	8.6	6.9	
20 to 29 times	3.3	4.3	5.0	4.5	4.2	
30 to 39 times	1.8	1.5	2.1	3.7	2.1	
40+ times	8.7	15.0	18.9	17.4	14.5	
N of Valid	1082	1004	906	628	3620	
N of Miss	30	27	20	26	103	

Table 100: How many times in the past year (12 months) have you: been arrested?








Response	6	8	10	12	Total	
Never	98.9	96.3	96.6	95.9	97.1	
1 to 2 times	1.0	3.0	2.3	3.8	2.4	
3 to 5 times	0.1	0.4	0.6	0.2	0.3	
6 to 9 times	0.0	0.1	0.1	0.0	0.1	
10 to 19 times	0.0	0.2	0.0	0.0	0.1	
20 to 29 times	0.0	0.0	0.0	0.0	0.0	
30 to 39 times	0.0	0.0	0.2	0.0	0.1	
40+ times	0.0	0.0	0.2	0.2	0.1	
N of Valid	1080	1011	900	633	3624	
N of Miss	32	20	26	21	99	

Table 101: How many times in the past year (12 months) have you: attacked someone with the idea of seriously hurting them?









Response	6	8	10	12	Total	
Never	94.8	90.8	91.6	93.0	92.6	
1 to 2 times	3.8	6.6	6.1	4.6	5.3	
3 to 5 times	0.6	1.1	1.1	1.3	1.0	
6 to 9 times	0.3	0.6	0.6	0.0	0.4	
10 to 19 times	0.2	0.4	0.2	0.3	0.3	
20 to 29 times	0.0	0.2	0.0	0.2	0.1	
30 to 39 times	0.1	0.0	0.0	0.3	0.1	
40+ times	0.3	0.3	0.4	0.3	0.3	
N of Valid	1079	1013	905	632	3629	
N of Miss	33	18	21	22	94	

Table 102: How many times in the past year (12 months) have you: been drunk or high at school?









Response	6	8	10	12	Total	
Never	99.4	96.6	93.6	86.3	94.9	
1 to 2 times	0.4	1.7	2.2	5.5	2.1	
3 to 5 times	0.1	0.5	1.4	3.2	1.1	
6 to 9 times	0.0	0.5	0.6	2.1	0.6	
10 to 19 times	0.0	0.4	0.4	1.1	0.4	
20 to 29 times	0.0	0.2	0.7	0.8	0.4	
30 to 39 times	0.0	0.0	0.0	0.3	0.1	
40+ times	0.1	0.1	1.1	0.8	0.5	
N of Valid	1083	1012	904	634	3633	
N of Miss	29	19	22	20	90	

Table 103: How many times in the past year (12 months) have you: taken a handgun to school?






Response	6	8	10	12	Total	
Never	99.9	99.5	99.4	99.7	99.6	
1 to 2 times	0.0	0.4	0.1	0.3	0.2	
3 to 5 times	0.0	0.0	0.0	0.0	0.0	
6 to 9 times	0.0	0.0	0.0	0.0	0.0	
10 to 19 times	0.0	0.1	0.1	0.0	0.1	
20 to 29 times	0.0	0.0	0.1	0.0	0.0	
30 to 39 times	0.0	0.0	0.0	0.0	0.0	
40+ times	0.1	0.0	0.2	0.0	0.1	
N of Valid	1082	1009	901	634	3626	
N of Miss	30	22	25	20	97	

Table 104: Are you currently on probation, or assigned a probation officer with Juvenile Court?



Response	6	8	10	12	Total	
No	98.7	97.3	97.9	98.6	98.1	
Yes	1.3	2.7	2.1	1.4	1.9	
N of Valid	956	914	854	589	3313	
N of Miss	156	117	72	65	410	

Table 105: Have you ever belonged to a gang?






Response	6	8	10	12	Total	
No	94.7	96.6	93.7	93.1	94.7	
No, but would like to	0.8	0.9	1.6	2.8	1.4	
Yes, in the past	2.7	0.9	2.0	1.3	1.8	
Yes, belong now	1.5	1.2	2.5	2.7	1.9	
Yes, but would like to get out	0.4	0.4	0.1	0.2	0.3	
N of Valid	1086	1014	910	634	3644	
N of Miss	26	17	16	20	79	

Table 106: If you have ever belonged to a gang, did that gang have a name?




Response	6	8	10	12	Total	
No	8.0	5.2	8.6	12.1	8.1	
Yes	4.3	2.9	4.6	4.2	4.0	
I have never belonged to a gang	87.6	91.9	86.9	83.7	88.0	
N of Valid	1082	1012	900	619	3613	
N of Miss	30	19	26	35	110	

Table 107: You are at a party at someone's house, and one of your friends offers you a drink containing alcohol. What would you say or do?





Response	6	8	10	12	Total	
Drink it	2.3	12.9	26.5	40.9	18.0	
Tell your friend, 'No thanks, I don't drink' and suggest that you and your friend go and do something else	47.9	43.9	36.0	25.9	40.0	
Just say, 'No thanks' and walk away	27.7	28.4	27.8	27.2	27.8	
Make up a good excuse, tell your friend you had something else to do, and leave	22.1	14.8	9.7	6.0	14.2	
N of Valid	1081	1007	899	629	3616	
N of Miss	31	24	27	25	107	

Table 108: How often do you attend religious services or activities?





Response	6	8	10	12	Total	
Never	17.7	13.2	12.5	16.5	14.9	
Rarely	15.6	20.6	22.9	24.8	20.5	
1-2 Times a Month	12.6	15.0	14.7	15.4	14.3	
About Once a Week or More	54.1	51.2	49.8	43.3	50.3	
N of Valid	1054	993	902	630	3579	
N of Miss	58	38	24	24	144	

Table 109: I think sometimes it's okay to cheat at school.


Response	6	8	10	12	Total	
NO!	75.7	42.7	25.1	21.7	44.5	
no	20.1	40.3	40.3	37.1	33.7	
yes	3.6	15.2	30.2	34.9	18.9	
YES!	0.6	1.8	4.4	6.3	2.9	
N of Valid	1086	1010	904	631	3631	
N of Miss	26	21	22	23	92	

Table 110: It is important to think before you act.


Response	6	8	10	12	Total	
NO!	2.1	1.6	1.9	2.5	2.0	
no	1.3	2.5	2.4	3.2	2.2	
yes	19.0	37.7	38.1	36.6	32.0	
YES!	77.6	58.2	57.6	57.7	63.8	
N of Valid	1085	1010	905	629	3629	
N of Miss	27	21	21	25	94	

Table 111: Sometimes I think that life is not worth it.


Response	6	8	10	12	Total	
NO!	62.9	49.4	42.8	41.2	50.3	
no	17.6	21.8	27.6	26.1	22.8	
yes	12.9	19.7	20.1	25.0	18.7	
YES!	6.6	9.2	9.5	7.8	8.2	
N of Valid	1063	1001	897	629	3590	
N of Miss	49	30	29	25	133	

Table 112: At times I think I am no good at all.

Response	6	8	10	12	Total	
NO!	41.9	33.4	31.2	29.4	34.7	
no	22.1	25.1	27.9	27.2	25.3	
yes	25.0	30.0	27.5	31.6	28.2	
YES!	10.9	11.6	13.4	11.8	11.9	
N of Valid	1066	998	902	626	3592	
N of Miss	46	33	24	28	131	

Table 113: All in all, I am inclined to think that I am a failure.

Response	6	8	10	12	Total	
NO!	62.3	48.1	45.0	41.2	50.3	
no	21.4	27.2	31.8	37.0	28.3	
yes	11.0	17.3	15.6	15.3	14.6	
YES!	5.3	7.4	7.6	6.5	6.7	
N of Valid	1066	997	896	629	3588	
N of Miss	46	34	30	25	135	

Table 114: In the past year, have you felt depressed or sad MOST days, even if you felt okay sometimes?

Response	6	8	10	12	Total	
NO!	39.9	36.3	32.3	28.5	35.0	
no	18.9	22.0	24.8	26.6	22.6	
yes	24.7	25.3	25.5	27.5	25.6	
YES!	16.5	16.4	17.5	17.4	16.9	
N of Valid	1075	1003	899	625	3602	
N of Miss	37	28	27	29	121	

Table 115: It is all right to beat up people if they start the fight.





Response	6	8	10	12	Total	
NO!	56.6	32.5	22.4	24.4	35.7	
no	17.5	23.3	27.0	24.5	22.7	
yes	15.6	25.3	28.8	27.4	23.6	
YES!	10.4	18.9	21.8	23.7	17.9	
N of Valid	1071	1004	900	628	3603	
N of Miss	41	27	26	26	120	

Table 116: I think it is okay to take something without asking if you can get away with it.





Response	6	8	10	12	Total	
NO!	86.6	68.2	55.4	56.0	68.3	
no	11.8	27.8	38.4	36.6	27.2	
yes	0.9	3.1	5.0	6.0	3.4	
YES!	0.7	0.9	1.2	1.4	1.0	
N of Valid	1070	1006	902	629	3607	
N of Miss	42	25	24	25	116	

Table 117: Where do you get the most information about living a drug and alcohol free life? Parents/guardians





Response	6	8	10	12	Total	
All the time	58.4	56.9	54.1	47.2	54.9	
Most	19.8	20.9	21.6	22.2	21.0	
Some	10.9	14.0	15.4	17.5	14.1	
Very little	10.8	8.2	8.9	13.1	10.0	
N of Valid	1051	997	902	617	3567	
N of Miss	61	34	24	37	156	

Table 118: Where do you get the most information about living a drug and alcohol free life? Friends





Response	6	8	10	12	Total	
All the time	21.7	17.9	17.7	11.3	17.8	
Most	15.5	17.5	14.8	12.7	15.4	
Some	24.0	31.4	28.8	29.7	28.3	
Very little	38.7	33.3	38.6	46.2	38.5	
N of Valid	1030	979	896	612	3517	
N of Miss	82	52	30	42	206	

Table 119: Where do you get the most information about living a drug and alcohol free life? Family members





Response	6	8	10	12	Total	
All the time	52.9	46.3	38.7	31.7	43.8	
Most	18.7	22.5	23.4	23.4	21.8	
Some	14.0	18.9	21.2	25.8	19.3	
Very little	14.3	12.3	16.8	19.2	15.2	
N of Valid	1041	988	895	616	3540	
N of Miss	71	43	31	38	183	

Table 120: Where do you get the most information about living a drug and alcohol free life? School





Response	6	8	10	12	Total	
All the time	68.6	55.1	48.7	36.8	54.3	
Most	16.0	23.0	20.3	24.5	20.5	
Some	6.8	13.9	20.6	22.0	14.9	
Very little	8.7	8.0	10.4	16.7	10.3	
N of Valid	1051	987	896	617	3551	
N of Miss	61	44	30	37	172	

Table 121: Where do you get the most information about living a drug and alcohol free life? Internet





Response	6	8	10	12	Total	
All the time	19.3	16.8	16.5	14.4	17.0	
Most	11.9	15.5	11.6	11.7	12.8	
Some	20.2	30.6	30.3	26.6	26.8	
Very little	48.7	37.1	41.6	47.2	43.4	
N of Valid	1021	978	891	616	3506	
N of Miss	91	53	35	38	217	

Table 122: Where do you get the most information about living a drug and alcohol free life? TV





Response	6	8	10	12	Total	
All the time	25.1	21.9	20.0	16.1	21.4	
Most	14.4	15.9	13.8	14.9	14.8	
Some	25.8	31.2	32.4	30.0	29.7	
Very little	34.6	30.9	33.9	39.0	34.2	
N of Valid	1026	980	886	616	3508	
N of Miss	86	51	40	38	215	

Table 123: Where do you get the most information about living a drug and alcohol free life? Social media





Response	6	8	10	12	Total	
All the time	16.3	16.9	17.2	13.0	16.1	
Most	11.1	12.6	11.2	12.2	11.7	
Some	19.0	28.3	27.1	23.1	24.4	
Very little	53.6	42.2	44.5	51.8	47.8	
N of Valid	999	967	887	616	3469	
N of Miss	113	64	39	38	254	

Table 124: How much do you think people risk harming themselves (physically or in other ways) if they: smoked one or more packs of cigarettes per day?





Response	6	8	10	12	Total	
No risk	14.2	6.7	9.3	7.9	9.8	
Slight risk	6.7	6.3	7.5	9.0	7.2	
Moderate risk	12.5	19.2	17.7	18.1	16.6	
Great risk	66.6	67.7	65.5	65.0	66.4	
N of Valid	1057	993	894	620	3564	
N of Miss	55	38	32	34	159	

Table 125: How much do you think people risk harming themselves (physically or in other ways) if they: try marijuana once or twice?





Response	6	8	10	12	Total	
No risk	16.8	15.5	28.5	40.5	23.5	
Slight risk	17.1	27.6	30.7	25.2	24.9	
Moderate risk	21.9	24.2	20.1	14.7	20.8	
Great risk	44.2	32.7	20.7	19.6	30.8	
N of Valid	1042	987	890	618	3537	
N of Miss	70	44	36	36	186	

Table 126: How much do you think people risk harming themselves (physically or in other ways) if they: smoke marijuana once or twice a week?





Response	6	8	10	12	Total	
No risk	15.5	11.6	20.4	28.1	17.8	
Slight risk	6.6	11.0	18.1	22.4	13.5	
Moderate risk	17.6	26.7	24.1	19.6	22.1	
Great risk	60.3	50.7	37.3	29.9	46.5	
N of Valid	1039	976	882	616	3513	
N of Miss	73	55	44	38	210	

Table 127: How much do you think people risk harming themselves (physically or in other ways) if they: take one or two drinks of an alcoholic beverage (beer, wine, liquor) nearly every day?


Response	6	8	10	12	Total	
No risk	15.7	10.7	12.9	13.3	13.2	
Slight risk	10.5	16.6	20.6	22.1	16.8	
Moderate risk	22.4	27.1	28.3	28.8	26.3	
Great risk	51.3	45.6	38.2	35.8	43.7	
N of Valid	1048	992	892	615	3547	
N of Miss	64	39	34	39	176	

Table 128: How much do you think people risk harming themselves (physically or in other ways) if they: have five or more drinks of an alcoholic beverage once or twice a weekend?


Response	6	8	10	12	Total	
No risk	15.1	8.7	9.8	11.9	11.4	
Slight risk	7.1	9.1	13.6	15.6	10.8	
Moderate risk	17.0	24.0	27.0	29.7	23.7	
Great risk	60.8	58.3	49.7	42.9	54.2	
N of Valid	1049	992	892	616	3549	
N of Miss	63	39	34	38	174	

Table 129: How much do you think people risk harming themselves (physically or in other ways) if they: use prescription drugs that are not prescribed to them?


Response	6	8	10	12	Total	
No risk	14.2	8.7	7.1	8.0	9.8	
Slight risk	5.0	9.9	7.1	8.3	7.4	
Moderate risk	11.5	19.2	23.6	21.8	18.5	
Great risk	69.3	62.2	62.2	61.9	64.3	
N of Valid	1049	993	890	614	3546	
N of Miss	63	38	36	40	177	

Table 130: How much do you think people risk harming themselves (physically or in other ways) if they: use non-prescription drugs to get high?


Response	6	8	10	12	Total	
No risk	14.8	7.4	7.9	7.3	9.7	
Slight risk	1.9	3.3	5.5	7.8	4.2	
Moderate risk	10.0	15.7	19.1	19.3	15.5	
Great risk	73.3	73.5	67.5	65.5	70.6	
N of Valid	1052	994	890	615	3551	
N of Miss	60	37	36	39	172	

Table 131: How much do you think people risk harming themselves (physically or in other ways) if they: use e-cigarettes, e-cigars, or e-hookahs?


Response	6	8	10	12	Total	
No risk	18.0	16.0	27.5	32.8	22.4	
Slight risk	10.2	20.4	27.8	30.0	21.0	
Moderate risk	22.1	24.0	21.6	13.7	21.1	
Great risk	49.7	39.5	23.1	23.4	35.5	
N of Valid	1037	994	892	619	3542	
N of Miss	75	37	34	35	181	

Table 132: Have you ever used smokeless tobacco (chew, snuff, plug, dipping tobacco, or chewing tobacco)?


Response	6	8	10	12	Total	
Never	97.7	92.6	87.5	80.1	90.6	
Once or Twice	1.8	5.3	5.9	8.8	5.0	
Once in a while but not regularly	0.1	1.4	2.9	3.9	1.8	
Regularly in the past	0.3	0.6	2.1	2.7	1.3	
Regularly now	0.2	0.1	1.6	4.5	1.3	
N of Valid	1064	999	894	623	3580	
N of Miss	48	32	32	31	143	

Table 133: How often have you used smokeless tobacco during the past 30 days?


Response	6	8	10	12	Total	
Not at all	99.2	97.9	94.0	90.0	95.9	
Once or twice	0.7	1.3	2.8	3.9	1.9	
Once or twice per week	0.0	0.3	1.1	1.0	0.5	
Three to five times per week	0.0	0.2	0.3	0.8	0.3	
About once a day	0.1	0.2	0.7	1.1	0.4	
More than once a day	0.1	0.1	1.1	3.2	0.9	
N of Valid	1063	998	894	621	3576	
N of Miss	49	33	32	33	147	

Table 134: Have you ever smoked cigarettes?


Response	6	8	10	12	Total	
Never	94.9	85.9	77.4	62.6	82.4	
Once or Twice	4.3	8.9	12.0	15.8	9.5	
Once in a while but not regularly	0.4	4.0	5.1	9.7	4.2	
Regularly in the past	0.3	0.8	3.0	5.0	1.9	
Regularly now	0.1	0.4	2.5	6.9	2.0	
N of Valid	1062	999	894	621	3576	
N of Miss	50	32	32	33	147	

Table 135: How frequently have you smoked cigarettes during the past 30 days?


Response	6	8	10	12	Total	
Not at all	99.3	96.3	92.2	83.7	94.0	
Less than one cigarette per day	0.4	2.8	4.6	7.6	3.4	
One to five cigarettes per day	0.2	0.6	2.6	5.2	1.8	
About one-half pack per day	0.0	0.1	0.3	1.8	0.4	
About one pack per day	0.0	0.1	0.2	1.3	0.3	
About one and one-half packs per day	0.0	0.0	0.1	0.3	0.1	
Two packs or more per day	0.1	0.1	0.0	0.2	0.1	
N of Valid	1062	999	895	619	3575	
N of Miss	50	32	31	35	148	

Table 136: Which statement best describes rules about smoking inside your home or your family cars?






Response	6	8	10	12	Total	
Smoking is not allowed anywhere inside your home or cars	66.8	67.2	70.1	71.7	68.6	
Smoking is allowed in some places and at some times or in some cars	11.9	10.1	9.2	10.7	10.5	
Smoking is allowed anywhere inside the home or cars	1.8	3.4	2.9	3.9	2.9	
There are no rules about smoking inside the home or cars	2.8	3.4	6.4	6.7	4.6	
I don't know	16.8	15.8	11.3	7.0	13.4	
N of Valid	1044	989	890	614	3537	
N of Miss	68	42	36	40	186	

Table 137: Have you ever used e-cigarettes, e-cigars, or e-hookahs?






Response	6	8	10	12	Total	
Never	96.6	84.4	68.4	60.0	79.7	
Once or Twice	3.0	9.2	14.6	16.3	9.9	
Once in a while but not regularly	0.4	3.7	9.7	12.9	5.8	
Regularly in the past	0.0	1.3	4.4	5.2	2.4	
Regularly now	0.1	1.4	3.0	5.6	2.1	
N of Valid	1047	994	891	612	3544	
N of Miss	65	37	35	42	179	

Table 138: How frequently have you used e-cigarettes, e-cigars, or e-hookahs?








Response	6	8	10	12	Total	
Not at all	98.9	92.9	83.0	78.4	89.7	
Less than 10 puffs per day	0.9	5.0	11.6	11.7	6.6	
10 to 50 puffs per day	0.0	1.4	3.5	5.3	2.2	
About one-half cartomiser per day	0.0	0.3	0.7	2.0	0.6	
About one cartomiser per day	0.1	0.2	0.7	0.7	0.4	
About one and one-half cartomisers per day	0.0	0.0	0.2	0.7	0.2	
Two cartomisers or more per day	0.1	0.2	0.3	1.3	0.4	
N of Valid	1039	969	883	607	3498	
N of Miss	73	62	43	47	225	

Table 139: During this school year, were you taught in any of your classes about the dangers of tobacco use?






Response	6	8	10	12	Total	
Never	18.5	26.6	41.8	49.2	31.9	
Rarely	11.3	19.7	24.1	20.8	18.5	
Sometimes	18.9	24.2	19.5	17.6	20.3	
Often	24.4	18.5	8.9	7.5	16.0	
Almost always	26.9	10.9	5.7	5.0	13.3	
N of Valid	1035	965	876	602	3478	
N of Miss	77	66	50	52	245	

Table 140: During the past 12 months, have you participated in any community activities to discourage people your age from using cigarettes, chewing tobacco, snuff, dip or cigars, e-cigarettes, e-cigars, or e-hookahs?






Response	6	8	10	12	Total	
Never	51.2	59.3	66.7	73.8	61.3	
Rarely	11.5	16.7	12.6	11.0	13.1	
Sometimes	12.5	13.7	11.4	6.8	11.6	
Often	13.7	5.8	5.7	5.5	8.1	
Almost always	11.1	4.5	3.5	2.8	5.9	
N of Valid	1028	959	878	599	3464	
N of Miss	84	72	48	55	259	

Table 141: Think back over the last two weeks. How many times have you had five or more alcoholic drinks in a row?

Response	6	8	10	12	Total	
None	99.1	94.9	87.4	80.2	91.7	
Once	0.4	3.1	7.1	7.3	4.0	
Twice	0.3	1.3	2.7	6.8	2.3	
3-5 times	0.1	0.3	1.4	3.8	1.1	
6-9 times	0.1	0.0	0.6	0.8	0.3	
10 or more times	0.0	0.4	0.8	1.2	0.5	
N of Valid	1041	978	882	606	3507	
N of Miss	71	53	44	48	216	

Table 142: During the past 30 days, how many times did you ride in a car or other vehicle driven by someone who had been drinking alcohol or using drugs to get high?

Response	6	8	10	12	Total	
0 times	91.1	89.0	86.7	80.4	87.5	
1 time	4.4	5.1	6.5	8.1	5.8	
2 or 3 times	2.5	3.2	3.6	6.3	3.6	
4 or 5 times	0.7	0.9	1.1	1.5	1.0	
6 or more times	1.4	1.7	2.0	3.8	2.1	
N of Valid	1028	974	883	606	3491	
N of Miss	84	57	43	48	232	

Table 143: During the past 30 days, how many times did you drive a car or other vehicle when you had been drinking alcohol or using drugs to get high?

Response	6	8	10	12	Total	
I did not drive a car in the past 30 days	54.9	59.9	37.5	23.0	46.2	
0 times	44.0	38.9	58.3	67.7	50.4	
1 time	0.7	0.7	2.4	4.2	1.8	
2 or 3 times	0.2	0.2	1.0	2.0	0.7	
4 or 5 times	0.0	0.0	0.3	1.2	0.3	
6 or more times	0.2	0.3	0.3	2.0	0.6	
N of Valid	985	944	866	600	3395	
N of Miss	127	87	60	54	328	

Table 144: If you drank alcohol (not just a sip or taste) in the past year, how did you usually get it?













Response	6	8	10	12	Total	
I did not drink alcohol in the past year	95.8	86.4	71.4	53.6	79.7	
I bought it myself with a fake ID	0.2	0.0	0.1	1.5	0.4	
I bought it myself without a fake ID	0.1	0.0	0.1	0.7	0.2	
I got it from someone I know age 21 or older	0.6	2.5	7.2	17.1	5.7	
I got it from someone I know under age 21	0.2	1.6	5.3	9.7	3.5	
I got it from my brother or sister	0.0	0.5	1.0	1.7	0.7	
I got it from home with my parents' permission	0.7	2.3	3.0	4.2	2.3	
I got it from home without my parents' permission	0.4	3.0	3.4	1.3	2.0	
I got it from another relative	0.4	0.7	1.9	1.5	1.1	
A stranger bought it for me	0.0	0.1	0.1	0.8	0.2	
I took it from a store or shop	0.0	0.2	0.0	0.0	0.1	
Other	1.6	2.7	6.5	7.7	4.2	
N of Valid	1007	963	863	595	3428	
N of Miss	105	68	63	59	295	

Table 145: If you drank alcohol (not just a sip or taste) in the past year, where did you usually drink it?











Response	6	8	10	12	Total	
I did not drink alcohol in the past year	96.0	86.6	72.2	57.1	80.7	
At my home	1.5	7.0	8.8	9.8	6.3	
At someone else's home	1.3	4.3	14.9	27.4	10.0	
At an open area like a park, beach, field, back road, woods, or a street corner	0.5	0.7	2.1	2.6	1.3	
At a sporting event or concert	0.2	0.2	0.7	0.3	0.4	
At a restaurant, bar, or a nightclub	0.1	0.0	0.2	0.9	0.2	
At an empty building or a construction site	0.1	0.3	0.0	0.3	0.2	
At a hotel/motel	0.1	0.0	0.5	1.2	0.4	
An a car	0.1	0.5	0.3	0.2	0.3	
At school	0.1	0.3	0.3	0.2	0.2	
N of Valid	1000	956	866	581	3403	
N of Miss	112	75	60	73	320	

Table 146: How do you feel about someone your age having one or two drinks of an alcoholic beverage nearly every day?





Response	6	8	10	12	Total	
Neither approve nor disapprove	17.2	22.4	32.1	37.5	26.0	
Somewhat disapprove	5.2	12.3	21.5	19.4	13.8	
Strongly disapprove	63.9	55.0	38.6	34.7	49.9	
Don't know or can't say	13.8	10.3	7.9	8.3	10.3	
N of Valid	1002	963	876	602	3443	
N of Miss	110	68	50	52	280	

Table 147: On how many occasions have you had alcoholic beverages (beer, wine or hard liquor) to drink in your lifetime - more than just a few sips?








Response	6	8	10	12	Total	
0	92.7	80.9	63.8	49.1	74.6	
1-2	5.3	10.4	13.2	10.1	9.6	
3-5	1.1	3.6	7.9	9.0	4.9	
6-9	0.5	2.2	5.3	6.8	3.3	
10-19	0.2	1.2	4.9	9.3	3.2	
20-39	0.1	0.5	2.6	7.2	2.1	
40	0.1	1.1	2.3	8.5	2.4	
N of Valid	1031	992	882	601	3506	
N of Miss	81	39	44	53	217	

Table 148: On how many occasions have you drunk one of more drinks of an alcoholic beverage during the past 30 days?








Response	6	8	10	12	Total	
0	99.0	94.0	84.4	71.6	89.2	
1-2	0.8	4.2	10.0	16.9	6.8	
3-5	0.2	1.1	2.8	5.5	2.0	
6-9	0.0	0.2	1.4	3.3	1.0	
10-19	0.0	0.1	0.7	0.8	0.3	
20-39	0.0	0.2	0.5	1.2	0.4	
40	0.0	0.2	0.2	0.7	0.2	
N of Valid	1029	986	879	598	3492	
N of Miss	83	45	47	56	231	

Table 149: On how many occasions have you used marijuana (grass, pot) or hashish (hash, hash oil) in your lifetime?








Response	6	8	10	12	Total	
0	99.1	94.0	81.9	69.8	88.3	
1-2	0.5	2.6	7.1	6.4	3.8	
3-5	0.1	1.1	4.0	5.9	2.4	
6-9	0.2	0.4	0.6	3.0	0.8	
10-19	0.0	0.5	1.5	3.0	1.0	
20-39	0.0	0.3	1.6	2.8	1.0	
40	0.1	1.0	3.4	9.0	2.7	
N of Valid	1028	984	879	597	3488	
N of Miss	84	47	47	57	235	

Table 150: On how many occasions have you used marijuana (grass, pot) or hashish (hash, hash oil) during the past 30 days?








Response	6	8	10	12	Total	
0	99.6	97.4	93.1	84.8	94.8	
1-2	0.3	0.9	3.4	6.0	2.2	
3-5	0.0	0.6	0.9	1.8	0.7	
6-9	0.0	0.4	0.8	1.7	0.6	
10-19	0.1	0.3	0.5	1.7	0.5	
20-39	0.0	0.0	0.8	1.2	0.4	
40	0.0	0.4	0.6	2.8	0.7	
N of Valid	1022	984	879	598	3483	
N of Miss	90	47	47	56	240	

Table 151: On how many occasions have you used LSD or other psychedelics in your lifetime?








Response	6	8	10	12	Total	
0	99.7	99.0	98.5	95.3	98.4	
1-2	0.2	0.7	0.7	2.0	0.8	
3-5	0.1	0.1	0.5	1.3	0.4	
6-9	0.0	0.1	0.3	0.3	0.2	
10-19	0.0	0.1	0.0	0.7	0.1	
20-39	0.0	0.0	0.0	0.2	0.0	
40	0.0	0.0	0.0	0.2	0.0	
N of Valid	1011	982	877	598	3468	
N of Miss	101	49	49	56	255	

Table 152: On how many occasions have you used LSD or other psychedelics during the past 30 days?


Response	6	8	10	12	Total	
0	99.9	99.3	99.7	98.2	99.4	
1-2	0.1	0.7	0.2	0.8	0.4	
3-5	0.0	0.0	0.0	0.5	0.1	
6-9	0.0	0.0	0.1	0.2	0.1	
10-19	0.0	0.0	0.0	0.2	0.0	
20-39	0.0	0.0	0.0	0.0	0.0	
40	0.0	0.0	0.0	0.2	0.0	
N of Valid	1012	983	879	600	3474	
N of Miss	100	48	47	54	249	

Table 153: On how many occasions have you used cocaine or crack in your lifetime?


Response	6	8	10	12	Total	
0	99.6	99.3	99.0	96.3	98.8	
1-2	0.3	0.5	0.7	2.2	0.8	
3-5	0.1	0.2	0.1	0.5	0.2	
6-9	0.0	0.0	0.1	0.5	0.1	
10-19	0.0	0.0	0.0	0.2	0.0	
20-39	0.0	0.0	0.0	0.0	0.0	
40	0.0	0.0	0.1	0.3	0.1	
N of Valid	1027	981	881	598	3487	
N of Miss	85	50	45	56	236	

Table 154: On how many occasions have you used cocaine or crack during the past 30 days?


Response	6	8	10	12	Total	
0	99.9	99.8	99.8	98.8	99.7	
1-2	0.1	0.1	0.1	0.5	0.2	
3-5	0.0	0.0	0.0	0.3	0.1	
6-9	0.0	0.0	0.0	0.0	0.0	
10-19	0.0	0.0	0.0	0.0	0.0	
20-39	0.0	0.0	0.1	0.0	0.0	
40	0.0	0.1	0.0	0.3	0.1	
N of Valid	1022	986	877	596	3481	
N of Miss	90	45	49	58	242	

Table 155: On how many occasions have you sniffed glue, breathed the contents of an aerosol spray can, or inhaled other gases or sprays, in order to get high in your lifetime?








Response	6	8	10	12	Total	
0	96.0	95.8	95.7	96.5	96.0	
1-2	3.2	2.5	2.0	2.0	2.5	
3-5	0.2	0.6	0.8	0.5	0.5	
6-9	0.3	0.4	0.5	0.3	0.4	
10-19	0.1	0.2	0.5	0.2	0.2	
20-39	0.0	0.0	0.1	0.0	0.0	
40	0.2	0.4	0.5	0.5	0.4	
N of Valid	1026	983	879	599	3487	
N of Miss	86	48	47	55	236	

Table 156: On how many occasions have you sniffed glue, breathed the contents of an aerosol spray can, or inhaled other gases or sprays, in order to get high during the past 30 days?







Response	6	8	10	12	Total	
0	98.4	98.3	99.0	99.5	98.7	
1-2	1.2	1.0	0.7	0.0	0.8	
3-5	0.3	0.4	0.2	0.0	0.3	
6-9	0.1	0.0	0.1	0.3	0.1	
10-19	0.0	0.2	0.0	0.2	0.1	
20-39	0.0	0.0	0.0	0.0	0.0	
40	0.0	0.1	0.0	0.0	0.0	
N of Valid	1026	981	879	600	3486	
N of Miss	86	50	47	54	237	

Table 157: On how many occasions have you used Daztrex in your lifetime?


Response	6	8	10	12	Total	
0	100.0	100.0	100.0	100.0	100.0	
1-2	0.0	0.0	0.0	0.0	0.0	
3-5	0.0	0.0	0.0	0.0	0.0	
6-9	0.0	0.0	0.0	0.0	0.0	
10-19	0.0	0.0	0.0	0.0	0.0	
20-39	0.0	0.0	0.0	0.0	0.0	
40	0.0	0.0	0.0	0.0	0.0	
N of Valid	1006	975	879	600	3460	
N of Miss	106	56	47	54	263	

Table 158: On how many occasions have you used Daztrex during the past 30 days?


Response	6	8	10	12	Total	
0	100.0	100.0	100.0	100.0	100.0	
1-2	0.0	0.0	0.0	0.0	0.0	
3-5	0.0	0.0	0.0	0.0	0.0	
6-9	0.0	0.0	0.0	0.0	0.0	
10-19	0.0	0.0	0.0	0.0	0.0	
20-39	0.0	0.0	0.0	0.0	0.0	
40	0.0	0.0	0.0	0.0	0.0	
N of Valid	1006	977	876	599	3458	
N of Miss	106	54	50	55	265	

Table 159: On how many occasions have you used synthetic marijuana (K2, spice) in your lifetime?








Response	6	8	10	12	Total	
0	99.7	99.1	98.1	96.0	98.5	
1-2	0.2	0.4	0.9	2.5	0.8	
3-5	0.1	0.1	0.3	1.0	0.3	
6-9	0.0	0.2	0.2	0.0	0.1	
10-19	0.0	0.1	0.2	0.3	0.1	
20-39	0.0	0.0	0.0	0.2	0.0	
40	0.0	0.1	0.2	0.0	0.1	
N of Valid	1018	978	876	601	3473	
N of Miss	94	53	50	53	250	

Table 160: On how many occasions have you used synthetic marijuana (K2, spice) during the past 30 days?


Response	6	8	10	12	Total	
0	99.8	99.3	99.4	99.3	99.5	
1-2	0.1	0.3	0.6	0.3	0.3	
3-5	0.1	0.3	0.0	0.0	0.1	
6-9	0.0	0.0	0.0	0.0	0.0	
10-19	0.0	0.1	0.0	0.3	0.1	
20-39	0.0	0.0	0.0	0.0	0.0	
40	0.0	0.0	0.0	0.0	0.0	
N of Valid	1017	981	874	602	3474	
N of Miss	95	50	52	52	249	

Table 161: On how many occasions have you used methamphetamines (meth, speed, crank, crystal meth) in your lifetime?


Response	6	8	10	12	Total	
0	99.6	99.5	99.5	98.8	99.4	
1-2	0.3	0.3	0.2	0.2	0.3	
3-5	0.0	0.0	0.1	0.7	0.1	
6-9	0.1	0.1	0.0	0.3	0.1	
10-19	0.0	0.0	0.1	0.0	0.0	
20-39	0.0	0.0	0.0	0.0	0.0	
40	0.0	0.1	0.0	0.0	0.0	
N of Valid	1019	979	875	599	3472	
N of Miss	93	52	51	55	251	

Table 162: On how many occasions have you used methamphetamines (meth, speed, crank, crystal meth) in the past 30 days?


Response	6	8	10	12	Total	
0	100.0	99.9	99.9	99.8	99.9	
1-2	0.0	0.1	0.0	0.2	0.1	
3-5	0.0	0.0	0.1	0.0	0.0	
6-9	0.0	0.0	0.0	0.0	0.0	
10-19	0.0	0.0	0.0	0.0	0.0	
20-39	0.0	0.0	0.0	0.0	0.0	
40	0.0	0.0	0.0	0.0	0.0	
N of Valid	1019	976	876	599	3470	
N of Miss	93	55	50	55	253	

Table 163: On how many occasions have you used other chemical products (bath salts, plant food, etc.) in your lifetime?







Response	6	8	10	12	Total	
0	98.1	98.2	99.8	100.0	98.9	
1-2	1.1	0.8	0.0	0.0	0.5	
3-5	0.3	0.4	0.1	0.0	0.2	
6-9	0.3	0.2	0.1	0.0	0.2	
10-19	0.1	0.2	0.0	0.0	0.1	
20-39	0.0	0.0	0.0	0.0	0.0	
40	0.1	0.2	0.0	0.0	0.1	
N of Valid	1008	980	874	598	3460	
N of Miss	104	51	52	56	263	

Table 164: On how many occasions have you used other chemical products (bath salts, plant food, etc.) during the past 30 days?







Response	6	8	10	12	Total	
0	99.1	99.3	99.9	100.0	99.5	
1-2	0.4	0.2	0.1	0.0	0.2	
3-5	0.2	0.3	0.0	0.0	0.1	
6-9	0.2	0.0	0.0	0.0	0.1	
10-19	0.1	0.0	0.0	0.0	0.0	
20-39	0.0	0.0	0.0	0.0	0.0	
40	0.0	0.2	0.0	0.0	0.1	
N of Valid	1010	980	874	598	3462	
N of Miss	102	51	52	56	261	

Table 165: On how many occasions have you used heroin or other opiates in your lifetime?





Response	6	8	10	12	Total	
0	99.9	99.9	99.5	99.7	99.8	
1-2	0.1	0.1	0.2	0.0	0.1	
3-5	0.0	0.0	0.2	0.2	0.1	
6-9	0.0	0.0	0.0	0.0	0.0	
10-19	0.0	0.0	0.0	0.2	0.0	
20-39	0.0	0.0	0.0	0.0	0.0	
40	0.0	0.0	0.0	0.0	0.0	
N of Valid	1009	979	875	596	3459	
N of Miss	103	52	51	58	264	

Table 166: On how many occasions have you used heroin or other opiates during the past 30 days?


Response	6	8	10	12	Total	
0	100.0	99.9	99.9	99.8	99.9	
1-2	0.0	0.1	0.1	0.2	0.1	
3-5	0.0	0.0	0.0	0.0	0.0	
6-9	0.0	0.0	0.0	0.0	0.0	
10-19	0.0	0.0	0.0	0.0	0.0	
20-39	0.0	0.0	0.0	0.0	0.0	
40	0.0	0.0	0.0	0.0	0.0	
N of Valid	1011	977	875	597	3460	
N of Miss	101	54	51	57	263	

Table 167: On how many occasions have you used MDMA ('X', 'E', or ecstasy) in your lifetime?


Response	6	8	10	12	Total	
0	99.8	99.2	99.0	97.5	99.0	
1-2	0.2	0.5	0.9	1.3	0.7	
3-5	0.0	0.1	0.1	0.8	0.2	
6-9	0.0	0.2	0.0	0.2	0.1	
10-19	0.0	0.0	0.0	0.2	0.0	
20-39	0.0	0.0	0.0	0.0	0.0	
40	0.0	0.0	0.0	0.0	0.0	
N of Valid	999	978	875	598	3450	
N of Miss	113	53	51	56	273	

Table 168: On how many occasions have you used MDMA ('X', 'E', or ecstasy) during the past 30 days?


Response	6	8	10	12	Total	
0	99.9	99.5	99.8	99.8	99.7	
1-2	0.1	0.5	0.2	0.2	0.3	
3-5	0.0	0.0	0.0	0.0	0.0	
6-9	0.0	0.0	0.0	0.0	0.0	
10-19	0.0	0.0	0.0	0.0	0.0	
20-39	0.0	0.0	0.0	0.0	0.0	
40	0.0	0.0	0.0	0.0	0.0	
N of Valid	999	976	872	599	3446	
N of Miss	113	55	54	55	277	

Table 169: On how many occasions have you taken prescription drugs (such as Valium, Xanax, Ritalin, Adderall, OxyContin, Darvocet, or sleeping pills) not prescribed to you in your lifetime?








Response	6	8	10	12	Total	
0	97.6	91.8	92.1	84.1	92.3	
1-2	1.6	4.2	2.9	3.7	3.0	
3-5	0.2	2.0	1.0	4.2	1.6	
6-9	0.0	0.5	2.4	2.8	1.2	
10-19	0.3	0.6	0.7	2.7	0.9	
20-39	0.0	0.3	0.5	1.0	0.4	
40	0.3	0.5	0.5	1.5	0.6	
N of Valid	1010	980	874	599	3463	
N of Miss	102	51	52	55	260	

Table 170: On how many occasions have you taken prescription drugs (such as Valium, Xanax, Ritalin, Adderall, OxyContin, Darvocet, or sleeping pills) not prescribed to you during the past 30 days?








Response	6	8	10	12	Total	
0	99.1	96.5	96.0	92.8	96.5	
1-2	0.4	2.4	2.1	3.3	1.9	
3-5	0.3	0.3	1.1	3.2	1.0	
6-9	0.0	0.4	0.5	0.3	0.3	
10-19	0.1	0.2	0.3	0.3	0.2	
20-39	0.1	0.0	0.0	0.0	0.0	
40	0.0	0.1	0.0	0.0	0.0	
N of Valid	1014	981	874	600	3469	
N of Miss	98	50	52	54	254	

Table 171: On how many occasions have you taken non-prescription medicines such as diet pills (for example, Dietac, Dexatrim or Prolamine), stay-awake pills (for example No-Doz, Vivarin, or Wake), or cough or cold medicines (robos, DXM, etc.) to get high in your lifetime?








Response	6	8	10	12	Total	
0	98.8	97.2	96.6	95.0	97.1	
1-2	0.6	1.1	1.3	1.7	1.1	
3-5	0.2	0.2	0.5	1.8	0.5	
6-9	0.2	0.4	0.3	0.3	0.3	
10-19	0.1	0.3	0.7	0.5	0.4	
20-39	0.1	0.2	0.2	0.7	0.3	
40	0.0	0.5	0.5	0.0	0.3	
N of Valid	1012	981	875	600	3468	
N of Miss	100	50	51	54	255	

Table 172: On how many occasions have you taken non-prescription medicines such as diet pills (for example, Dietac, Dexatrim or Prolamine), stay-awake pills (for example No-Doz, Vivarin, or Wake), or cough or cold medicines (robos, DXM, etc.) to get high during the past 30 days?








Response	6	8	10	12	Total	
0	99.5	98.1	98.4	98.0	98.6	
1-2	0.3	1.2	1.0	0.8	0.8	
3-5	0.1	0.1	0.2	0.8	0.3	
6-9	0.0	0.2	0.1	0.2	0.1	
10-19	0.1	0.1	0.1	0.2	0.1	
20-39	0.0	0.2	0.0	0.0	0.1	
40	0.0	0.1	0.1	0.0	0.1	
N of Valid	1012	977	873	601	3463	
N of Miss	100	54	53	53	260	

Table 173: On how many occasions have you been drunk or very high from drinking alcoholic beverages during the past 30 days?








Response	6	8	10	12	Total	
0	99.7	96.7	91.9	82.2	93.9	
1-2	0.3	2.3	5.5	9.6	3.8	
3-5	0.0	0.2	1.0	4.9	1.2	
6-9	0.0	0.3	0.5	0.8	0.3	
10-19	0.0	0.4	0.6	1.2	0.5	
20-39	0.0	0.1	0.1	0.5	0.1	
40	0.0	0.0	0.3	0.8	0.2	
N of Valid	1008	976	868	596	3448	
N of Miss	104	55	58	58	275	

Table 174: On how many occasions have you drunk flavored alcoholic beverages, sometimes called 'alcopops' (like Mike's Hard Lemonade, Smirnoff Ice, Bacardi Breezers, etc.) in your lifetime?








Response	6	8	10	12	Total	
0	95.9	88.7	77.3	67.0	84.2	
1-2	2.8	5.7	10.0	7.2	6.2	
3-5	1.0	2.4	5.1	7.7	3.6	
6-9	0.2	1.2	2.5	4.9	1.9	
10-19	0.1	1.4	2.5	4.9	1.9	
20-39	0.0	0.2	1.1	3.9	1.0	
40	0.1	0.3	1.4	4.5	1.2	
N of Valid	1015	980	874	597	3466	
N of Miss	97	51	52	57	257	

Table 175: On how many occasions have you drunk flavored alcoholic beverages, sometimes called 'alcopops' (like Mike's Hard Lemonade, Smirnoff Ice, Bacardi Breezers, etc.) during the past 30 days?








Response	6	8	10	12	Total	
0	99.0	96.3	91.0	83.2	93.5	
1-2	0.7	2.5	5.4	10.2	4.0	
3-5	0.2	0.9	2.3	3.9	1.6	
6-9	0.0	0.0	0.5	1.8	0.4	
10-19	0.0	0.1	0.5	0.5	0.2	
20-39	0.0	0.2	0.2	0.0	0.1	
40	0.1	0.0	0.2	0.3	0.1	
N of Valid	1010	979	877	597	3463	
N of Miss	102	52	49	57	260	

Table 176: If you used prescription drugs or over the counter drugs without a doctor telling you to use it or for the purpose of getting high, where did you get these drugs? - Did not use



Response	6	8	10	12	Total	
No	12.7	10.0	12.2	21.3	13.3	
Yes	87.3	90.0	87.8	78.7	86.7	
N of Valid	1112	1031	926	654	3723	
N of Miss	0	0	0	0	0	

Table 177: If you used prescription drugs or over the counter drugs without a doctor telling you to use it or for the purpose of getting high, where did you get these drugs? - Bought or took from store or shop



Response	6	8	10	12	Total	
No	99.8	99.4	99.2	98.6	99.4	
Yes	0.2	0.6	0.8	1.4	0.6	
N of Valid	1112	1031	926	654	3723	
N of Miss	0	0	0	0	0	

Table 178: If you used prescription drugs or over the counter drugs without a doctor telling you to use it or for the purpose of getting high, where did you get these drugs? -
Got from parents with permission



Response	6	8	10	12	Total	
No	99.6	99.1	98.4	99.4	99.1	
Yes	0.4	0.9	1.6	0.6	0.9	
N of Valid	1112	1031	926	654	3723	
N of Miss	0	0	0	0	0	

Table 179: If you used prescription drugs or over the counter drugs without a doctor telling you to use it or for the purpose of getting high, where did you get these drugs? -
Got from home without permission



Response	6	8	10	12	Total	
No	99.7	99.2	98.6	98.6	99.1	
Yes	0.3	0.8	1.4	1.4	0.9	
N of Valid	1112	1031	926	654	3723	
N of Miss	0	0	0	0	0	

Table 180: If you used prescription drugs or over the counter drugs without a doctor telling you to use it or for the purpose of getting high, where did you get these drugs? -
Got from relative with permission



Response	6	8	10	12	Total	
No	99.9	99.4	99.4	98.9	99.5	
Yes	0.1	0.6	0.6	1.1	0.5	
N of Valid	1112	1031	926	654	3723	
N of Miss	0	0	0	0	0	

Table 181: If you used prescription drugs or over the counter drugs without a doctor telling you to use it or for the purpose of getting high, where did you get these drugs? -
Got from relative without permission



Response	6	8	10	12	Total	
No	100.0	99.9	99.5	99.5	99.8	
Yes	0.0	0.1	0.5	0.5	0.2	
N of Valid	1112	1031	926	654	3723	
N of Miss	0	0	0	0	0	

Table 182: If you used prescription drugs or over the counter drugs without a doctor telling you to use it or for the purpose of getting high, where did you get these drugs? -
Got from friend's home with permission



Response	6	8	10	12	Total	
No	99.9	99.4	99.0	98.3	99.3	
Yes	0.1	0.6	1.0	1.7	0.7	
N of Valid	1112	1031	926	654	3723	
N of Miss	0	0	0	0	0	

Table 183: If you used prescription drugs or over the counter drugs without a doctor telling you to use it or for the purpose of getting high, where did you get these drugs? -
Got from friend's home without permission



Response	6	8	10	12	Total	
No	99.9	99.5	99.8	99.4	99.7	
Yes	0.1	0.5	0.2	0.6	0.3	
N of Valid	1112	1031	926	654	3723	
N of Miss	0	0	0	0	0	

Table 184: If you used prescription drugs or over the counter drugs without a doctor telling you to use it or for the purpose of getting high, where did you get these drugs? -
Got from friend at school



Response	6	8	10	12	Total	
No	100.0	99.4	99.4	98.6	99.4	
Yes	0.0	0.6	0.6	1.4	0.6	
N of Valid	1112	1031	926	654	3723	
N of Miss	0	0	0	0	0	

Table 185: If you used prescription drugs or over the counter drugs without a doctor telling you to use it or for the purpose of getting high, where did you get these drugs? -
Got from friend at party



Response	6	8	10	12	Total	
No	99.9	99.1	98.9	98.6	99.2	
Yes	0.1	0.9	1.1	1.4	0.8	
N of Valid	1112	1031	926	654	3723	
N of Miss	0	0	0	0	0	

Table 186: If you used prescription drugs or over the counter drugs without a doctor telling you to use it or for the purpose of getting high, where did you get these drugs? -
Got from friend, elsewhere



Response	6	8	10	12	Total	
No	99.9	98.9	98.6	96.5	98.7	
Yes	0.1	1.1	1.4	3.5	1.3	
N of Valid	1112	1031	926	654	3723	
N of Miss	0	0	0	0	0	

Table 187: If you used prescription drugs or over the counter drugs without a doctor telling you to use it or for the purpose of getting high, where did you get these drugs? -
Got from internet sale



Response	6	8	10	12	Total	
No	100.0	99.7	99.8	99.5	99.8	
Yes	0.0	0.3	0.2	0.5	0.2	
N of Valid	1112	1031	926	654	3723	
N of Miss	0	0	0	0	0	

Table 188: During the last month, about how many marijuana cigarettes, or the equivalent, did you smoke a day, on the average?








Response	6	8	10	12	Total	
None	98.9	96.7	92.4	88.4	94.8	
Less than 1 a day	0.7	2.1	3.6	4.3	2.4	
1 a day	0.2	0.0	1.6	1.4	0.7	
2-3 a day	0.1	0.7	1.5	2.7	1.1	
4-6 a day	0.1	0.1	0.5	1.2	0.4	
7-10 a day	0.0	0.3	0.3	0.5	0.3	
11 or more a day	0.0	0.1	0.1	1.5	0.3	
N of Valid	995	971	867	588	3421	
N of Miss	117	60	59	66	302	

Table 189: How wrong do your friends feel it would be for YOU to: have one or two drinks of an alcoholic beverage nearly every day?





Response	6	8	10	12	Total	
Very wrong	88.3	68.3	50.2	43.0	65.2	
Wrong	7.9	19.2	24.2	21.3	17.5	
A little bit wrong	2.3	8.3	15.8	20.4	10.5	
Not at all wrong	1.5	4.2	9.7	15.3	6.7	
N of Valid	998	967	872	588	3425	
N of Miss	114	64	54	66	298	

Table 190: How wrong do your friends feel it would be for YOU to: smoke tobacco?





Response	6	8	10	12	Total	
Very wrong	91.1	75.5	57.6	46.9	70.6	
Wrong	5.7	15.6	20.8	19.7	14.8	
A little bit wrong	2.0	6.1	11.6	14.3	7.7	
Not at all wrong	1.1	2.8	10.0	19.0	6.9	
N of Valid	993	968	870	588	3419	
N of Miss	119	63	56	66	304	

Table 191: How wrong do your friends feel it would be for YOU to: smoke marijuana?





Response	6	8	10	12	Total	
Very wrong	94.6	76.2	55.0	43.9	70.6	
Wrong	2.6	12.8	16.7	20.0	12.1	
A little bit wrong	1.5	6.0	13.6	13.3	7.9	
Not at all wrong	1.3	5.0	14.7	22.9	9.4	
N of Valid	995	968	869	586	3418	
N of Miss	117	63	57	68	305	

Table 192: How wrong do your friends feel it would be for YOU to: use prescription drugs not prescribed to you?





Response	6	8	10	12	Total	
Very wrong	90.7	73.5	69.6	63.6	75.8	
Wrong	6.3	16.8	18.8	16.5	14.2	
A little bit wrong	1.8	6.0	6.6	10.1	5.6	
Not at all wrong	1.1	3.7	5.1	9.8	4.3	
N of Valid	993	969	869	582	3413	
N of Miss	119	62	57	72	310	

Table 193: How wrong would most adults (over 21) in your neighborhood think it is for kids your age: to use marijuana?





Response	6	8	10	12	Total	
Very wrong	91.8	81.6	70.7	64.3	78.8	
Wrong	4.8	12.6	17.6	18.6	12.6	
A little bit wrong	1.8	3.7	6.0	10.8	5.0	
Not at all wrong	1.5	2.1	5.8	6.3	3.6	
N of Valid	991	965	866	586	3408	
N of Miss	121	66	60	68	315	

Table 194: How wrong would most adults (over 21) in your neighborhood think it is for kids your age: to drink alcohol?





Response	6	8	10	12	Total	
Very wrong	87.7	74.1	63.8	54.1	72.0	
Wrong	7.4	15.8	21.9	21.9	16.0	
A little bit wrong	3.2	6.3	8.8	17.6	8.0	
Not at all wrong	1.6	3.7	5.5	6.3	4.0	
N of Valid	985	963	867	584	3399	
N of Miss	127	68	59	70	324	

Table 195: How wrong would most adults (over 21) in your neighborhood think it is for kids your age: to smoke cigarettes?





Response	6	8	10	12	Total	
Very wrong	88.2	75.3	68.2	56.8	74.0	
Wrong	7.0	16.0	18.9	19.4	14.7	
A little bit wrong	2.9	5.1	7.6	14.8	6.8	
Not at all wrong	1.9	3.5	5.3	9.1	4.5	
N of Valid	980	960	868	583	3391	
N of Miss	132	71	58	71	332	

Table 196: How much do each of the following statements describe your neighborhood? crime and/or drug selling





Response	6	8	10	12	Total	
NO!	80.8	72.7	65.4	67.3	72.2	
no	11.4	18.0	22.5	20.0	17.6	
yes	5.7	7.1	9.5	9.2	7.7	
YES!	2.2	2.2	2.6	3.4	2.5	
N of Valid	967	961	856	584	3368	
N of Miss	145	70	70	70	355	

Table 197: How much do each of the following statements describe your neighborhood? fights





Response	6	8	10	12	Total	
NO!	70.4	66.6	62.6	66.5	66.7	
no	13.1	19.3	24.9	23.3	19.6	
yes	10.9	10.4	9.0	8.3	9.8	
YES!	5.6	3.7	3.5	1.9	3.9	
N of Valid	967	963	856	579	3365	
N of Miss	145	68	70	75	358	

Table 198: How much do each of the following statements describe your neighborhood? lots of empty or abandoned buildings





Response	6	8	10	12	Total	
NO!	79.0	72.1	67.1	71.0	72.6	
no	14.0	21.2	25.8	23.6	20.7	
yes	5.2	4.3	6.1	4.0	4.9	
YES!	1.9	2.4	1.1	1.4	1.7	
N of Valid	966	956	854	580	3356	
N of Miss	146	75	72	74	367	

Table 199: How much do each of the following statements describe your neighborhood? lots of graffiti





Response	6	8	10	12	Total	
NO!	85.1	77.6	73.8	75.3	78.4	
no	11.2	18.7	22.9	21.7	18.1	
yes	2.2	2.3	2.4	1.7	2.2	
YES!	1.6	1.4	0.9	1.2	1.3	
N of Valid	950	952	847	580	3329	
N of Miss	162	79	79	74	394	

Table 200: I feel safe in my neighborhood.





Response	6	8	10	12	Total	
NO!	7.7	5.7	6.7	7.8	6.9	
no	7.1	9.0	8.1	5.9	7.7	
yes	23.6	32.7	34.1	32.2	30.4	
YES!	61.5	52.6	51.2	54.1	55.1	
N of Valid	970	959	854	580	3363	
N of Miss	142	72	72	74	360	

Table 201: If a kid smoked marijuana in your neighborhood would he or she be caught by the police?





Response	6	8	10	12	Total	
NO!	10.3	11.2	14.6	22.9	13.8	
no	13.7	31.6	41.3	45.7	31.2	
yes	29.8	31.3	29.8	20.3	28.6	
YES!	46.2	25.9	14.3	11.1	26.3	
N of Valid	971	943	848	567	3329	
N of Miss	141	88	78	87	394	

Table 202: If a kid drank some beer, wine or hard liquor (for example, vodka, whiskey, or gin) in your neighborhood would he or she be caught by the police?





Response	6	8	10	12	Total	
NO!	12.1	14.8	17.3	26.9	16.7	
no	18.4	38.4	49.2	49.2	37.2	
yes	29.6	28.9	23.2	16.3	25.5	
YES!	39.9	17.9	10.4	7.6	20.6	
N of Valid	969	940	850	569	3328	
N of Miss	143	91	76	85	395	

Table 203: If a kid carried a handgun in your neighborhood would he or she be caught by the police?





Response	6	8	10	12	Total	
NO!	11.0	11.9	12.6	20.8	13.3	
no	11.6	22.6	32.0	32.5	23.5	
yes	23.7	33.9	32.9	26.5	29.4	
YES!	53.8	31.6	22.4	20.3	33.8	
N of Valid	968	941	847	567	3323	
N of Miss	144	90	79	87	400	

Table 204: If you wanted to get some cigarettes, how easy would it be for you to get some?

Response	6	8	10	12	Total	
Very hard	79.3	61.9	38.8	25.2	54.6	
Sort of hard	7.2	12.4	16.0	10.1	11.5	
Sort of easy	7.2	14.1	22.7	16.6	14.8	
Very easy	6.2	11.5	22.5	48.1	19.1	
N of Valid	952	927	850	572	3301	
N of Miss	160	104	76	82	422	

Table 205: If you wanted to get some beer, wine or hard liquor (for example, vodka, whiskey, or gin), how easy would it be for you to get some?

Response	6	8	10	12	Total	
Very hard	79.0	55.4	34.1	25.6	51.6	
Sort of hard	8.1	14.8	15.7	11.8	12.6	
Sort of easy	5.2	14.8	24.1	24.7	16.1	
Very easy	7.7	14.9	26.1	37.9	19.7	
N of Valid	949	930	847	570	3296	
N of Miss	163	101	79	84	427	

Table 206: If you wanted to get a drug like cocaine, LSD, or amphetamines, how easy would it be for you to get some?

Response	6	8	10	12	Total	
Very hard	93.8	85.7	71.6	60.4	80.0	
Sort of hard	3.1	8.5	15.2	17.7	10.3	
Sort of easy	1.3	3.4	7.2	11.1	5.1	
Very easy	1.8	2.4	6.0	10.9	4.6	
N of Valid	939	928	848	570	3285	
N of Miss	173	103	78	84	438	

Table 207: If you wanted to get a handgun, how easy would it be for you to get one?





Response	6	8	10	12	Total	
Very hard	78.6	65.1	56.1	49.0	63.9	
Sort of hard	8.4	12.6	19.6	19.7	14.4	
Sort of easy	6.1	11.4	10.1	12.0	9.6	
Very easy	6.9	10.9	14.2	19.3	12.0	
N of Valid	945	928	845	569	3287	
N of Miss	167	103	81	85	436	

Table 208: If you wanted to get some marijuana, how easy would it be for you to get some?





Response	6	8	10	12	Total	
Very hard	90.9	76.6	50.4	35.8	66.9	
Sort of hard	3.0	7.9	11.2	10.1	7.7	
Sort of easy	2.7	7.0	15.7	15.5	9.5	
Very easy	3.5	8.5	22.7	38.6	15.9	
N of Valid	942	923	846	567	3278	
N of Miss	170	108	80	87	445	

Table 209: If you wanted to get prescription drugs for the purpose of getting high, how easy would it be for you to get some?





Response	6	8	10	12	Total	
Very hard	84.9	65.5	47.6	42.8	62.5	
Sort of hard	5.5	10.2	16.3	14.1	11.1	
Sort of easy	3.9	12.2	15.9	17.0	11.6	
Very easy	5.6	12.0	20.2	26.1	14.7	
N of Valid	941	923	848	566	3278	
N of Miss	171	108	78	88	445	

Table 210: If you wanted to get synthetic marijuana such as K2 or chemical products such as bath salts to get high, how easy would it be for you to get some?

Response	6	8	10	12	Total	
Very hard	93.3	84.2	71.3	60.8	79.4	
Sort of hard	3.4	7.5	13.2	17.5	9.5	
Sort of easy	1.0	4.8	8.3	9.9	5.5	
Very easy	2.3	3.6	7.2	11.8	5.6	
N of Valid	938	926	846	567	3277	
N of Miss	174	105	80	87	446	

Table 211: If you wanted to get steroids to use or to enhance athletic performance, how easy would it be for you to get some?

Response	6	8	10	12	Total	
Very hard	91.1	82.3	72.6	59.3	78.3	
Sort of hard	4.6	9.4	15.1	20.3	11.4	
Sort of easy	1.6	4.9	7.9	9.7	5.6	
Very easy	2.7	3.5	4.4	10.8	4.7	
N of Valid	933	924	848	567	3272	
N of Miss	179	107	78	87	451	

Table 212: If you wanted to get e-cigarettes, e-cigars, or e-hookahs, how easy would it be for you to get some?

Response	6	8	10	12	Total	
Very hard	87.3	70.7	45.9	34.4	62.8	
Sort of hard	5.3	10.0	12.6	8.7	9.1	
Sort of easy	3.1	7.9	15.2	13.7	9.4	
Very easy	4.3	11.4	26.3	43.3	18.7	
N of Valid	938	927	843	564	3272	
N of Miss	174	104	83	90	451	

Table 213: During the past 12 months, have you participated in any alcohol prevention programs or seen any alcohol prevention messages in your school or community? Yes, a school-based program focused on preventing underage drinking and/or drinking and driving.



Response	6	8	10	12	Total	
No	57.6	72.8	77.4	85.2	71.6	
Yes	42.4	27.2	22.6	14.8	28.4	
N of Valid	1112	1031	926	654	3723	
N of Miss	0	0	0	0	0	

Table 214: During the past 12 months, have you participated in any alcohol prevention programs or seen any alcohol prevention messages in your school or community? Yes, a community-based program focused on preventing underage drinking and/or drinking and driving (for example, through your church or temple or through youth groups like Boys and Girls Club or 4-H).



Response	6	8	10	12	Total	
No	88.7	90.2	92.4	94.6	91.1	
Yes	11.3	9.8	7.6	5.4	8.9	
N of Valid	1112	1031	926	654	3723	
N of Miss	0	0	0	0	0	

Table 215: During the past 12 months, have you participated in any alcohol prevention programs or seen any alcohol prevention messages in your school or community? Yes, a media campaign addressing underage drinking and/or drinking and driving (for example, newspaper ads, posters, pamphlets, radio, TV).



Response	6	8	10	12	Total	
No	90.6	88.8	89.5	93.9	90.4	
Yes	9.4	11.2	10.5	6.1	9.6	
N of Valid	1112	1031	926	654	3723	
N of Miss	0	0	0	0	0	

Table 216: During the past 12 months, have you participated in any alcohol prevention programs or seen any alcohol prevention messages in your school or community? No



Response	6	8	10	12	Total	
No	65.0	48.2	41.8	35.2	49.3	
Yes	35.0	51.8	58.2	64.8	50.7	
N of Valid	1112	1031	926	654	3723	
N of Miss	0	0	0	0	0	

Table 217: How wrong do your parents feel it would be for YOU to: have one or two drinks of an alcoholic beverage nearly every day?





Response	6	8	10	12	Total	
Very wrong	94.6	88.9	83.0	79.0	87.3	
Wrong	4.1	8.1	11.6	13.1	8.7	
A little bit wrong	0.9	2.1	3.5	5.4	2.7	
Not at all wrong	0.4	0.8	1.9	2.4	1.3	
N of Valid	958	946	860	572	3336	
N of Miss	154	85	66	82	387	

Table 218: How wrong do your parents feel it would be for YOU to: smoke tobacco?





Response	6	8	10	12	Total	
Very wrong	96.6	92.8	86.6	79.5	90.0	
Wrong	2.5	5.1	9.1	12.9	6.7	
A little bit wrong	0.5	1.3	2.6	4.5	2.0	
Not at all wrong	0.3	0.8	1.8	3.0	1.3	
N of Valid	953	946	857	572	3328	
N of Miss	159	85	69	82	395	

Table 219: How wrong do your parents feel it would be for YOU to: smoke marijuana?





Response	6	8	10	12	Total	
Very wrong	98.3	93.0	86.4	82.4	91.0	
Wrong	1.0	4.1	6.7	9.0	4.7	
A little bit wrong	0.5	1.9	4.2	5.6	2.8	
Not at all wrong	0.2	1.0	2.7	3.0	1.5	
N of Valid	942	942	852	569	3305	
N of Miss	170	89	74	85	418	

Table 220: How wrong do your parents feel it would be for YOU to: use prescription drugs not prescribed to you?





Response	6	8	10	12	Total	
Very wrong	96.6	88.9	89.2	87.5	91.0	
Wrong	2.2	5.7	7.9	8.2	5.7	
A little bit wrong	0.7	3.5	2.0	2.3	2.1	
Not at all wrong	0.4	1.9	0.9	1.9	1.2	
N of Valid	947	947	851	570	3315	
N of Miss	165	84	75	84	408	

Table 221: How wrong do your parents feel it would be for YOU to: steal something worth more than \$5?





Response	6	8	10	12	Total	
Very wrong	90.2	84.9	84.4	86.5	86.6	
Wrong	8.4	12.1	12.2	10.1	10.7	
A little bit wrong	1.1	2.1	1.8	2.1	1.7	
Not at all wrong	0.4	0.8	1.6	1.2	1.0	
N of Valid	946	942	854	572	3314	
N of Miss	166	89	72	82	409	

Table 222: How wrong do your parents feel it would be for YOU to: draw graffiti, write things, or draw pictures on buildings or other property (without the owner's permission)?





Response	6	8	10	12	Total	
Very wrong	94.3	87.1	85.5	84.2	88.3	
Wrong	3.7	9.3	10.7	11.0	8.4	
A little bit wrong	1.3	2.9	2.2	2.3	2.1	
Not at all wrong	0.7	0.7	1.5	2.5	1.2	
N of Valid	951	945	857	571	3324	
N of Miss	161	86	69	83	399	

Table 223: How wrong do your parents feel it would be for YOU to: pick a fight with someone?





Response	6	8	10	12	Total	
Very wrong	78.7	65.4	66.0	70.7	70.3	
Wrong	13.3	23.2	21.4	18.2	19.1	
A little bit wrong	6.6	9.0	10.9	8.9	8.8	
Not at all wrong	1.4	2.3	1.8	2.1	1.9	
N of Valid	949	942	855	570	3316	
N of Miss	163	89	71	84	407	

Table 224: During the past 12 months, have you talked with at least one of your parents about the dangers of underage drinking and/or drinking and driving? By parents, we mean either your biological parents, adoptive parents, stepparents, or adult guardians - whether or not they live with you.



Response	6	8	10	12	Total	
No	37.9	50.5	55.2	53.8	48.8	
Yes	62.1	49.5	44.8	46.2	51.2	
N of Valid	915	916	848	561	3240	
N of Miss	197	115	78	93	483	

Table 225: The rules in my family are clear.





Response	6	8	10	12	Total	
NO!	3.6	2.8	3.4	7.1	3.9	
no	4.2	5.2	6.1	6.5	5.4	
yes	20.0	33.7	37.4	34.7	31.0	
YES!	72.2	58.4	53.2	51.7	59.8	
N of Valid	929	932	856	567	3284	
N of Miss	183	99	70	87	439	

Table 226: People in my family have serious arguments about the same things, and often insult or yell at each other.





Response	6	8	10	12	Total	
NO!	47.9	32.8	27.3	27.5	34.8	
no	25.8	39.5	39.7	42.7	36.2	
yes	17.5	19.8	24.1	20.6	20.4	
YES!	8.9	7.9	8.9	9.2	8.7	
N of Valid	932	926	852	564	3274	
N of Miss	180	105	74	90	449	

Table 227: When I am not at home, one of my parents knows where I am and who I am with.





Response	6	8	10	12	Total	
NO!	3.4	3.7	4.3	8.2	4.5	
no	2.1	2.9	4.8	7.8	4.0	
yes	18.1	32.2	37.5	39.0	30.7	
YES!	76.3	61.2	53.3	44.9	60.7	
N of Valid	934	928	853	561	3276	
N of Miss	178	103	73	93	447	

Table 228: My family has clear rules about alcohol and drug use.





Response	6	8	10	12	Total	
NO!	4.2	3.2	3.7	8.0	4.5	
no	3.3	6.1	8.3	8.9	6.4	
yes	9.7	24.4	29.6	31.9	22.9	
YES!	82.8	66.2	58.3	51.2	66.3	
N of Valid	931	927	857	564	3279	
N of Miss	181	104	69	90	444	

Table 229: If you skipped school would you be caught by your parents?





Response	6	8	10	12	Total	
NO!	4.2	4.4	5.4	11.2	5.8	
no	3.5	7.4	14.0	20.6	10.3	
yes	12.9	25.5	29.5	28.3	23.4	
YES!	79.4	62.7	51.1	39.9	60.5	
N of Valid	930	922	853	562	3267	
N of Miss	182	109	73	92	456	

Table 230: My parents ask if I've gotten my homework done.





Response	6	8	10	12	Total	
NO!	3.3	5.7	7.4	14.6	7.0	
no	2.7	10.8	15.4	20.3	11.3	
yes	17.5	29.3	32.4	35.8	27.9	
YES!	76.5	54.2	44.8	29.2	53.8	
N of Valid	930	928	855	561	3274	
N of Miss	182	103	71	93	449	

Table 231: Would your parents know if you did not come home on time?





Response	6	8	10	12	Total	
NO!	3.9	3.8	4.2	10.2	5.0	
no	3.6	9.2	9.5	10.9	8.0	
yes	14.7	25.5	33.8	35.2	26.2	
YES!	77.8	61.5	52.5	43.8	60.8	
N of Valid	932	923	852	560	3267	
N of Miss	180	108	74	94	456	

Table 232: Do you know how to properly dispose of leftover prescription drugs?



Response	6	8	10	12	Total	
No	71.7	67.9	65.2	59.9	66.8	
Yes	28.3	32.1	34.8	40.1	33.2	
N of Valid	870	885	836	553	3144	
N of Miss	242	146	90	101	579	

Table 233: Have any of your brothers or sisters ever: drunk beer, wine or hard liquor (for example, vodka, whiskey or gin)?




Response	6	8	10	12	Total	
No	82.2	67.4	53.8	49.2	64.9	
Yes	13.2	27.6	41.3	43.9	29.9	
I don't have any brothers or sisters	4.5	5.0	4.9	6.9	5.2	
N of Valid	929	921	852	563	3265	
N of Miss	183	110	74	91	458	

Table 234: Have any of your brothers or sisters ever: smoked marijuana?




Response	6	8	10	12	Total	
No	91.6	83.9	70.5	64.5	79.2	
Yes	4.1	11.3	24.4	28.4	15.7	
I don't have any brothers or sisters	4.2	4.8	5.1	7.1	5.1	
N of Valid	920	919	848	563	3250	
N of Miss	192	112	78	91	473	

Table 235: Have any of your brothers or sisters ever: smoked cigarettes?




Response	6	8	10	12	Total	
No	86.6	75.5	68.0	61.5	74.3	
Yes	9.0	19.4	27.1	31.6	20.6	
I don't have any brothers or sisters	4.4	5.0	4.9	6.9	5.2	
N of Valid	923	916	850	563	3252	
N of Miss	189	115	76	91	471	

Table 236: Have any of your brothers or sisters ever: taken a handgun to school?




Response	6	8	10	12	Total	
No	95.0	93.9	93.5	90.7	93.6	
Yes	0.5	1.3	1.5	2.5	1.4	
I don't have any brothers or sisters	4.4	4.8	5.0	6.8	5.1	
N of Valid	922	915	848	561	3246	
N of Miss	190	116	78	93	477	

Table 237: Have any of your brothers or sisters ever: been suspended or expelled from school?




Response	6	8	10	12	Total	
No	79.5	74.2	74.0	74.5	75.7	
Yes	16.2	20.7	21.0	18.5	19.1	
I don't have any brothers or sisters	4.3	5.1	5.0	7.0	5.2	
N of Valid	921	914	847	561	3243	
N of Miss	191	117	79	93	480	

Table 238: Have any of your brothers or sisters ever: used e-cigarettes, e-cigars or e-hookahs?




Response	6	8	10	12	Total	
No	91.1	80.8	72.2	70.6	79.7	
Yes	4.5	14.3	22.7	22.6	15.1	
I don't have any brothers or sisters	4.5	4.9	5.2	6.8	5.2	
N of Valid	920	911	851	562	3244	
N of Miss	192	120	75	92	479	

Table 239: Have any of your brothers or sisters ever: used prescription drugs not prescribed to him/her?




Response	6	8	10	12	Total	
No	93.3	86.4	84.1	79.4	86.5	
Yes	2.4	8.7	10.8	13.5	8.3	
I don't have any brothers or sisters	4.4	4.9	5.1	7.1	5.2	
N of Valid	919	912	851	562	3244	
N of Miss	193	119	75	92	479	

Table 240: Have you changed homes in the past year (the last 12 months)?



Response	6	8	10	12	Total	
No	67.2	71.8	75.9	80.6	73.1	
Yes	32.8	28.2	24.1	19.4	26.9	
N of Valid	935	924	852	568	3279	
N of Miss	177	107	74	86	444	

Table 241: How many times have you changed homes since kindergarten?






Response	6	8	10	12	Total	
Never	33.1	28.9	27.3	30.5	29.9	
1 or 2 times	34.7	34.9	33.6	30.1	33.6	
3 or 4 times	18.0	19.4	20.7	18.0	19.1	
5 or 6 times	6.4	9.4	8.8	10.7	8.6	
7 or more times	7.7	7.5	9.5	10.7	8.7	
N of Valid	931	918	849	568	3266	
N of Miss	181	113	77	86	457	

Table 242: Have you changed schools (including changing from elementary to middle and middle to high school) in the past year?



Response	6	8	10	12	Total	
No	69.7	62.4	49.0	79.4	64.0	
Yes	30.3	37.6	51.0	20.6	36.0	
N of Valid	925	906	845	568	3244	
N of Miss	187	125	81	86	479	

Table 243: How many times have you changed schools since kindergarten (including changing from elementary to middle and middle to high school)?






Response	6	8	10	12	Total	
Never	37.4	23.9	22.8	28.5	28.2	
1 or 2 times	40.4	37.4	24.0	26.4	32.8	
3 or 4 times	13.9	25.4	30.9	23.4	23.2	
5 or 6 times	5.1	6.7	14.0	12.5	9.1	
7 or more times	3.2	6.7	8.3	9.2	6.6	
N of Valid	928	917	851	568	3264	
N of Miss	184	114	75	86	459	

Table 244: Has anyone in your family ever had severe alcohol or drug problems?



Response	6	8	10	12	Total	
No	75.2	66.8	58.2	58.9	65.6	
Yes	24.8	33.2	41.8	41.1	34.4	
N of Valid	929	913	851	567	3260	
N of Miss	183	118	75	87	463	

Table 245: About how many adults (over 21) have you known personally who in the past year have: used marijuana, crack, cocaine, or other drugs?






Response	6	8	10	12	Total	
0	79.9	73.2	61.9	54.3	68.8	
1	10.9	14.9	14.9	12.2	13.3	
2	3.4	5.7	11.0	12.6	7.6	
3-4	2.7	2.6	5.2	9.8	4.5	
5	3.1	3.6	7.0	11.2	5.7	
N of Valid	924	913	852	564	3253	
N of Miss	188	118	74	90	470	

Table 246: About how many adults (over 21) have you known personally who in the past year have: sold or dealt drugs?






Response	6	8	10	12	Total	
0	88.2	82.6	72.3	67.1	78.8	
1	7.0	10.1	12.2	11.6	10.0	
2	1.7	3.2	7.4	8.0	4.7	
3-4	1.0	1.6	2.6	6.2	2.5	
5	2.1	2.6	5.4	7.1	4.0	
N of Valid	926	901	849	562	3238	
N of Miss	186	130	77	92	485	

Table 247: About how many adults (over 21) have you known personally who in the past year have: done other things that could get them in trouble with the police, like stealing, selling stolen goods, mugging or assaulting others, etc.?






Response	6	8	10	12	Total	
0	84.5	77.5	70.8	67.3	76.0	
1	8.5	11.2	11.9	10.8	10.6	
2	2.3	5.4	7.4	8.7	5.6	
3-4	1.6	2.4	4.0	5.9	3.2	
5	3.0	3.4	5.9	7.3	4.6	
N of Valid	924	907	849	563	3243	
N of Miss	188	124	77	91	480	

Table 248: About how many adults (over 21) have you known personally who in the past year have: gotten drunk or high?






Response	6	8	10	12	Total	
0	65.9	53.5	39.8	38.1	50.8	
1	17.5	19.2	17.6	11.9	17.1	
2	5.5	8.2	14.1	10.9	9.4	
3-4	4.1	7.3	9.4	11.7	7.7	
5	6.9	11.8	19.0	27.4	15.0	
N of Valid	924	906	851	562	3243	
N of Miss	188	125	75	92	480	

Table 249: Have you seen or heard information about underage drinking in the past 12 months from the following sources? Radio



Response	6	8	10	12	Total	
No	60.1	53.7	59.1	58.3	57.8	
Yes	39.9	46.3	40.9	41.7	42.2	
N of Valid	929	912	854	581	3276	
N of Miss	183	119	72	73	447	

Table 250: Have you seen or heard information about underage drinking in the past 12 months from the following sources? TV.



Response	6	8	10	12	Total	
No	34.7	29.9	35.6	38.4	34.2	
Yes	65.3	70.1	64.4	61.6	65.8	
N of Valid	934	917	851	578	3280	
N of Miss	178	114	75	76	443	

Table 251: Have you seen or heard information about underage drinking in the past 12 months from the following sources? Print. This includes information on underage drinking you may have seen in the newspaper, on a billboard, in pamphlets, on stickers, etc.



Response	6	8	10	12	Total	
No	50.9	45.0	50.2	51.9	49.3	
Yes	49.1	55.0	49.8	48.1	50.7	
N of Valid	919	913	850	576	3258	
N of Miss	193	118	76	78	465	

Table 252: Have you seen or heard information about underage drinking in the past 12 months from the following sources? Website or social media? (Facebook, Myspace, website, etc.)



Response	6	8	10	12	Total	
No	52.4	42.5	41.1	43.7	45.1	
Yes	47.6	57.5	58.9	56.3	54.9	
N of Valid	923	913	855	577	3268	
N of Miss	189	118	71	77	455	

Table 253: The next questions ask about your opinions of the information you saw or heard. If you have seen or heard more than one ad, please think about your favorite ad when answering these questions. The information about underage drinking that I saw or heard was convincing.






Response	6	8	10	12	Total	
NO!	28.7	16.9	15.2	20.6	20.4	
no	6.7	14.3	18.5	22.2	14.7	
yes	13.4	29.9	33.5	30.9	26.4	
YES!	27.7	20.2	14.9	12.6	19.6	
I have not seen or heard any ads about underage drinking in the past 12 months.	23.5	18.6	17.9	13.6	18.9	
N of Valid	906	892	850	572	3220	
N of Miss	206	139	76	82	503	

Table 254: The next questions ask about your opinions of the information you saw or heard. If you have seen or heard more than one ad, please think about your favorite ad when answering these questions. The information about underage drinking that I saw or heard grabbed my attention.






Response	6	8	10	12	Total	
NO!	27.3	16.1	14.8	19.5	19.5	
no	8.4	19.8	21.5	24.9	17.9	
yes	14.9	26.9	32.0	30.1	25.4	
YES!	26.8	19.5	14.2	12.0	18.8	
I have not seen or heard any ads about underage drinking in the past 12 months.	22.6	17.8	17.6	13.6	18.3	
N of Valid	907	889	847	575	3218	
N of Miss	205	142	79	79	505	

Table 255: The next questions ask about your opinions of the information you saw or heard. If you have seen or heard more than one ad, please think about your favorite ad when answering these questions. The information about underage drinking that I saw or heard said something important to me.






Response	6	8	10	12	Total	
NO!	24.2	16.2	15.0	20.2	18.9	
no	7.2	19.6	25.9	27.8	19.3	
yes	14.2	26.3	26.9	26.1	23.0	
YES!	30.8	19.5	13.9	12.2	19.9	
I have not seen or heard any ads about underage drinking in the past 12 months.	23.6	18.4	18.2	13.7	19.0	
N of Valid	902	882	844	575	3203	
N of Miss	210	149	82	79	520	

Table 256: The next questions ask about your opinions of the information you saw or heard. If you have seen or heard more than one ad, please think about your favorite ad when answering these questions. Seeing or hearing this information about underage drinking made me want to stop or decrease my drinking.










Response	6	8	10	12	Total	
NO!	25.1	19.6	18.1	22.9	21.3	
no	4.5	11.5	18.9	25.7	14.3	
yes	4.5	15.3	21.2	20.2	14.9	
YES!	23.7	20.9	16.3	13.7	19.1	
I have not seen or heard any ads about underage drinking in the past 12 months.	42.1	32.7	25.5	17.6	30.5	
N of Valid	817	832	827	564	3040	
N of Miss	295	199	99	90	683	

Table 257: How honest were you in filling out this survey?

Response	6	8	10	12	Total	
I was very honest	86.2	82.7	80.7	76.6	82.1	
I was honest pretty much of the time	12.0	14.0	14.1	16.1	13.8	
I was honest some of the time	1.4	2.3	4.1	5.3	3.0	
I was honest once in a while	0.4	1.0	1.1	2.1	1.0	
I was not honest at all	0.0	0.0	0.0	0.0	0.0	
N of Valid	947	912	850	585	3294	
N of Miss	165	119	76	69	429	