

2013 APNA

Arkansas Prevention Needs Assessment Student Survey



Craighead County Tables

Arkansas Department of Human Services
Division of Behavioral Health Services
Prevention Services

Conducted by International Survey Associates dba Pride Surveys

Contents

1	INTRODUCTION	10
2	PERCENTAGE TABLES	15

List of Tables

1	Sex	16
2	Age	16
3	Are you Hispanic or Latino?	16
4	What is your race? Black or African American	17
5	What is your race? Asian	17
6	What is your race? American Indian	17
7	What is your race? Alaska Native	17
8	What is your race? White	18
9	What is your race? Native Hawaiian or Other Pacific Islander	18
10	What is your race? Other	18
11	What is the highest level of schooling completed by your mother or father?	19
12	Think of where you live most of the time. Which of the following people live there with you? Mother	19
13	Think of where you live most of the time. Which of the following people live there with you? Stepmother	19
14	Think of where you live most of the time. Which of the following people live there with you? Foster Mother	20
15	Think of where you live most of the time. Which of the following people live there with you? Grandmother	20
16	Think of where you live most of the time. Which of the following people live there with you? Aunt	20
17	Think of where you live most of the time. Which of the following people live there with you? Father	20
18	Think of where you live most of the time. Which of the following people live there with you? Stepfather	21
19	Think of where you live most of the time. Which of the following people live there with you? Foster Father	21
20	Think of where you live most of the time. Which of the following people live there with you? Grandfather	21
21	Think of where you live most of the time. Which of the following people live there with you? Uncle	21
22	Think of where you live most of the time. Which of the following people live there with you? Other Adults	22
23	Think of where you live most of the time. Which of the following people live there with you? Brother(s)	22
24	Think of where you live most of the time. Which of the following people live there with you? Stepbrother(s)	22
25	Think of where you live most of the time. Which of the following people live there with you? Sister(s)	22
26	Think of where you live most of the time. Which of the following people live there with you? Stepsister(s)	23

27	Think of where you live most of the time. Which of the following people live there with you? Other Children	23
28	In my school, students have lots of chances to help decide things like class activities and rules.	23
29	Teachers ask me to work on special classroom projects.	23
30	My teacher(s) notices when I am doing a good job and lets me know about it.	24
31	There are lots of chances for students in my school to get involved in sports, clubs, and other school activities outside of class.	24
32	There are lots of chances for students in my school to talk with a teacher one-on-one.	24
33	I feel safe at my school.	25
34	The school lets my parents know when I have done something well.	25
35	My teachers praise me when I work hard in school.	25
36	Are your school grades better than the grades of most students in your class?	26
37	I have lots of chances to be part of class discussions or activities.	26
38	Now thinking back over the past year in school, how often did you: enjoy being in school?	26
39	Now thinking back over the past year in school, how often did you: hate being in school?	27
40	Now thinking back over the past year in school, how often did you: try to do your best work in school?	27
41	How often do you feel that the school work you are assigned is meaningful and important?	27
42	Putting them all together, what were your grades like last year?	28
43	How important do you think the things you are learning in school are going to be for your later life?	28
44	How interesting are most of your courses to you?	28
45	During the LAST FOUR WEEKS how many whole days of school have you missed because you skipped or 'cut'?	29
46	What are the chances you would be seen as cool if you: smoked cigarettes?	29
47	What are the chances you would be seen as cool if you: worked hard at school?	29
48	What are the chances you would be seen as cool if you: began drinking alcoholic beverages regularly, that is, at least once or twice a month?	30
49	What are the chances you would be seen as cool if you: defended someone who was being verbally abused at school?	30
50	What are the chances you would be seen as cool if you: smoked marijuana?	30
51	What are the chances you would be seen as cool if you: carried a handgun?	31

52	Think of your four best friends (the friends you feel closest to). In the past year (12 months), how many of your best friends have: participated in clubs, organizations or activities at school?	31
53	Think of your four best friends (the friends you feel closest to). In the past year (12 months), how many of your best friends have: smoked cigarettes?	31
54	Think of your four best friends (the friends you feel closest to). In the past year (12 months), how many of your best friends have: tried beer, wine or hard liquor (for example, vodka, whiskey, or gin) when their parents didn't know about it?	32
55	Think of your four best friends (the friends you feel closest to). In the past year (12 months), how many of your best friends have: made a commitment to stay drug-free?	32
56	Think of your four best friends (the friends you feel closest to). In the past year (12 months), how many of your best friends have: used marijuana?	32
57	Think of your four best friends (the friends you feel closest to). In the past year (12 months), how many of your best friends have: used prescription drugs or non-prescription drugs for the purposes of getting high?	33
58	Think of your four best friends (the friends you feel closest to). In the past year (12 months), how many of your best friends have: used synthetic marijuana (K2, spice) or bath salts?	33
59	Think of your four best friends (the friends you feel closest to). In the past year (12 months), how many of your best friends have: used LSD, cocaine, amphetamines, or other illegal drugs?	33
60	Think of your four best friends (the friends you feel closest to). In the past year (12 months), how many of your best friends have: tried to do well in school?	34
61	Think of your four best friends (the friends you feel closest to). In the past year (12 months), how many of your best friends have: been suspended from school?	34
62	Think of your four best friends (the friends you feel closest to). In the past year (12 months), how many of your best friends have: liked school?	34
63	Think of your four best friends (the friends you feel closest to). In the past year (12 months), how many of your best friends have: carried a handgun?	35
64	Think of your four best friends (the friends you feel closest to). In the past year (12 months), how many of your best friends have: sold illegal drugs?	35
65	Think of your four best friends (the friends you feel closest to). In the past year (12 months), how many of your best friends have: regularly attended religious services?	35

66	Think of your four best friends (the friends you feel closest to). In the past year (12 months), how many of your best friends have: stolen or tried to steal a motor vehicle such as a car or motorcycle?	36
67	Think of your four best friends (the friends you feel closest to). In the past year (12 months), how many of your best friends have: been arrested?	36
68	Think of your four best friends (the friends you feel closest to). In the past year (12 months), how many of your best friends have: dropped out of school?	36
69	Think of your four best friends (the friends you feel closest to). In the past year (12 months), how many of your best friends have: been members of a gang?	37
70	How old were you when you first: smoked marijuana?	37
71	How old were you when you first: smoked a cigarette, even just a puff?	38
72	How old were you when you first: had more than a sip or two of beer, wine or hard liquor (for example, vodka, whiskey, or gin)?	38
73	How old were you when you first: began drinking alcoholic beverages regularly, that is, at least once or twice a month?	39
74	How old were you when you first: used Daztrex?	39
75	How old were you when you first: got suspended from school?	40
76	How old were you when you first: got arrested?	40
77	How old were you when you first: carried a handgun?	41
78	How old were you when you first: attacked someone with the idea of seriously hurting them?	41
79	How old were you when you first: belonged to a gang?	42
80	How wrong do you think it is for someone your age to: take a handgun to school?	42
81	How wrong do you think it is for someone your age to: steal anything worth more than \$5?	42
82	How wrong do you think it is for someone your age to: pick a fight with someone?	43
83	How wrong do you think it is for someone your age to: attack someone with the idea of seriously hurting them?	43
84	How wrong do you think it is for someone your age to: stay away from school all day when their parents think they are at school?	43
85	How wrong do you think it is for someone your age to: drink beer, wine or hard liquor (for example, vodka, whiskey, or gin) regularly?	44
86	How wrong do you think it is for someone your age to: smoke cigarettes?	44
87	How wrong do you think it is for someone your age to: smoke marijuana?	44
88	How wrong do you think it is for someone your age to: use prescription drugs or non-prescription drugs for the purpose of getting high?	45

89	How wrong do you think it is for someone your age to: use synthetic marijuana (K2, spice) or bath salts?	45
90	How wrong do you think it is for someone your age to: use LSD, cocaine, amphetamines or another illegal drug?	45
91	At school during the past 12 months, did you receive help from the resource teacher, speech therapist or other special education teacher?	46
92	How many times in the past year (12 months) have you: been suspended from school?	46
93	How many times in the past year (12 months) have you: carried a handgun?	46
94	How many times in the past year (12 months) have you: sold illegal drugs?	47
95	How many times in the past year (12 months) have you: stolen or tried to steal a motor vehicle such as a car or motorcycle?	47
96	How many times in the past year (12 months) have you: participated in clubs, organizations or activities at school?	48
97	How many times in the past year (12 months) have you: been arrested?	48
98	How many times in the past year (12 months) have you: attacked someone with the idea of seriously hurting them?	49
99	How many times in the past year (12 months) have you: been drunk or high at school?	49
100	How many times in the past year (12 months) have you: taken a handgun to school?	50
101	Are you currently on probation, or assigned a probation officer with Juvenile Court?	50
102	Have you ever belonged to a gang?	50
103	If you have ever belonged to a gang, did that gang have a name?	51
104	You are at a party at someone's house, and one of your friends offers you a drink containing alcohol. What would you say or do?	51
105	How often do you attend religious services or activities?	51
106	I think sometimes it's okay to cheat at school.	52
107	It is important to think before you act.	52
108	Sometimes I think that life is not worth it.	52
109	At times I think I am no good at all.	53
110	All in all, I am inclined to think that I am a failure.	53
111	In the past year, have you felt depressed or sad MOST days, even if you felt okay sometimes?	53
112	It is all right to beat up people if they start the fight.	54
113	I think it is okay to take something without asking if you can get away with it.	54
114	Where do you get the most information about living a drug and alcohol free life? Parents/guardians	54
115	Where do you get the most information about living a drug and alcohol free life? Friends	55

116	Where do you get the most information about living a drug and alcohol free life? Family members	55
117	Where do you get the most information about living a drug and alcohol free life? School	55
118	Where do you get the most information about living a drug and alcohol free life? Internet	56
119	Where do you get the most information about living a drug and alcohol free life? TV	56
120	Where do you get the most information about living a drug and alcohol free life? Social media	56
121	How much do you think people risk harming themselves (physically or in other ways) if they: smoked one or more packs of cigarettes per day?	57
122	How much do you think people risk harming themselves (physically or in other ways) if they: try marijuana once or twice?	57
123	How much do you think people risk harming themselves (physically or in other ways) if they: smoke marijuana once or twice a week?	57
124	How much do you think people risk harming themselves (physically or in other ways) if they: take one or two drinks of an alcoholic beverage (beer, wine, liquor) nearly every day?	58
125	How much do you think people risk harming themselves (physically or in other ways) if they: have five or more drinks of an alcoholic beverage once or twice each weekend?	58
126	How much do you think people risk harming themselves (physically or in other ways) if they: use prescription drugs that are not prescribed to them?	58
127	How much do you think people risk harming themselves (physically or in other ways) if they: use non-prescription drugs to get high?	59
128	Have you ever used smokeless tobacco (chew, snuff, plug, dipping tobacco, or chewing tobacco)?	59
129	How often have you taken smokeless tobacco during the past 30 days?	59
130	Have you ever smoked cigarettes?	60
131	How frequently have you smoked cigarettes during the past 30 days?	60
132	Which statement best describes rules about smoking inside your home?	60
133	Which statement best describes rules about smoking in your family cars?	61
134	During this school year, were you taught in any of your classes about the dangers of tobacco use?	61
135	During the past 12 months, have you participated in any community activities to discourage people your age from using cigarettes, chewing tobacco, snuff, dip or cigars?	61
136	Think back over the last two weeks. How many times have you had five or more alcoholic drinks in a row?	62

137	During the past 30 days, how many times did you ride in a car or other vehicle driven by someone who had been drinking alcohol or using drugs to get high?	62
138	During the past 30 days, how many times did you drive a car or other vehicle when you had been drinking alcohol or using drugs to get high?	62
139	If you drank alcohol (not just a sip or taste) in the past year, how did you usually get it?	63
140	If you drank alcohol (not just a sip or taste) in the past year, where did you usually drink it?	63
141	How do you feel about someone your age having one or two drinks of an alcoholic beverage nearly every day?	64
142	On how many occasions have you had alcoholic beverages (beer, wine or hard liquor) to drink in your lifetime - more than just a few sips?	64
143	On how many occasions have you drunk one of more drinks of an alcoholic beverage during the past 30 days?	64
144	On how many occasions have you used marijuana (grass, pot) or hashish (hash, hash oil) in your lifetime?	65
145	On how many occasions have you used marijuana (grass, pot) or hashish (hash, hash oil) during the past 30 days?	65
146	On how many occasions have you used LSD or other psychedelics in your lifetime?	65
147	On how many occasions have you used LSD or other psychedelics during the past 30 days?	66
148	On how many occasions have you used cocaine or crack in your lifetime?	66
149	On how many occasions have you used cocaine or crack during the past 30 days?	66
150	On how many occasions have you sniffed glue, breathed the contents of an aerosol spray can, or inhaled other gases or sprays, in order to get high in your lifetime?	67
151	On how many occasions have you sniffed glue, breathed the contents of an aerosol spray can, or inhaled other gases or sprays, in order to get high during the past 30 days?	67
152	On how many occasions have you used Daztrex in your lifetime?	68
153	On how many occasions have you used Daztrex during the past 30 days?	68
154	On how many occasions have you used synthetic marijuana in your lifetime?	68
155	On how many occasions have you used synthetic marijuana during the past 30 days?	69
156	On how many occasions have you used methamphetamines (meth, speed, crank, crystal meth) in your lifetime?	69

157	On how many occasions have you used methamphetamines (meth, speed, crank, crystal meth) in the past 30 days?	69
158	On how many occasions have you used other chemical products (bath salts, plant food, etc.) in your lifetime?	70
159	On how many occasions have you used other chemical products (bath salts, plant food, etc.) during the past 30 days?	70
160	On how many occasions have you used heroin or other opiates in your lifetime?	70
161	On how many occasions have you used heroin or other opiates during the past 30 days?	71
162	On how many occasions have you used MDMA ('X', 'E', or ecstasy) in your lifetime?	71
163	On how many occasions have you used MDMA ('X', 'E', or ecstasy) during the past 30 days?	71
164	On how many occasions have you taken prescription drugs (such as Valium, Xanax, Ritalin, Adderall, OxyContin, Darvocet, or sleeping pills) not prescribed to you in your lifetime?	72
165	On how many occasions have you taken prescription drugs (such as Valium, Xanax, Ritalin, Adderall, OxyContin, Darvocet, or sleeping pills) not prescribed to you during the past 30 days?	72
166	On how many occasions have you taken non-prescription medicines such as diet pills (for example, Dietac, Dexatrim or Prolamine), stay-awake pills (for example No-Doz, Vivarin, or Wake), or cough or cold medicines (robos, DXM, etc.) to get high in your lifetime?	73
167	On how many occasions have you taken non-prescription medicines such as diet pills (for example, Dietac, Dexatrim or Prolamine), stay-awake pills (for example No-Doz, Vivarin, or Wake), or cough or cold medicines (robos, DXM, etc.) to get high during the past 30 days?	73
168	On how many occasions have you been drunk or very high from drinking alcoholic beverages during the past 30 days?	74
169	On how many occasions have you drunk flavored alcoholic beverages, sometimes called 'alcopops' (like Mike's Hard Lemonade, Smirnoff Ice, Bacardi Breezers, etc.) in your lifetime?	74
170	On how many occasions have you drunk flavored alcoholic beverages, sometimes called 'alcopops' (like Mike's Hard Lemonade, Smirnoff Ice, Bacardi Breezers, etc.) during the past 30 days?	75
171	If you used prescription drugs or over the counter drugs without a doctor telling you to use it or for the purpose of getting high, where did you get these drugs?	75
172	During the last month, about how many marijuana cigarettes, or the equivalent, did you smoke a day, on the average?	76
173	How wrong do your friends feel it would be for YOU to: drink alcohol?	76
174	How wrong do your friends feel it would be for YOU to: smoke tobacco?	76

175	How wrong do your friends feel it would be for YOU to: smoke marijuana?	77
176	How wrong do your friends feel it would be for YOU to: use prescription drugs not prescribed to you	77
177	How wrong would most adults (over 21) in your neighborhood think it is for kids your age: to use marijuana?	77
178	How wrong would most adults (over 21) in your neighborhood think it is for kids your age: to drink alcohol?	78
179	How wrong would most adults (over 21) in your neighborhood think it is for kids your age: to smoke cigarettes?	78
180	How much do each of the following statements describe your neighborhood? crime and/or drug selling	78
181	How much do each of the following statements describe your neighborhood? fights	79
182	How much do each of the following statements describe your neighborhood? lots of empty or abandoned buildings	79
183	How much do each of the following statements describe your neighborhood? lots of graffiti	79
184	I feel safe in my neighborhood.	80
185	If a kid smoked marijuana in your neighborhood would he or she be caught by the police?	80
186	If a kid drank some beer, wine or hard liquor (for example, vodka, whiskey, or gin) in your neighborhood would he or she be caught by the police?	80
187	If a kid carried a handgun in your neighborhood would he or she be caught by the police?	81
188	If you wanted to get some cigarettes, how easy would it be for you to get some?	81
189	If you wanted to get some beer, wine or hard liquor (for example, vodka, whiskey, or gin), how easy would it be for you to get some?	81
190	If you wanted to get a drug like cocaine, LSD, or amphetamines, how easy would it be for you to get some?	82
191	If you wanted to get a handgun, how easy would it be for you to get one?	82
192	If you wanted to get some marijuana, how easy would it be for you to get some?	82
193	If you wanted to get prescription drugs for the purpose of getting high, how easy would it be for you to get some?	83
194	If you wanted to get synthetic marijuana such as K2 or chemical products such as bath salts to get high, how easy would it be for you to get some?	83
195	If you wanted to get steroids to enhance athletic performance, how easy would it be for you to get some?	83

196	During the past 12 months, have you participated in any alcohol prevention programs or seen any alcohol prevention messages in your school or community? Yes, a school-based program focused on preventing underage drinking and/or drinking and driving. . . .	84
197	During the past 12 months, have you participated in any alcohol prevention programs or seen any alcohol prevention messages in your school or community? Yes, a community-based program focused on preventing underage drinking and/or drinking and driving (for example, through your church or temple or through youth groups like Boys and Girls Club or 4-H). . . .	84
198	During the past 12 months, have you participated in any alcohol prevention programs or seen any alcohol prevention messages in your school or community? Yes, a media campaign addressing underage drinking and/or drinking and driving (for example, newspaper ads, posters, pamphlets, radio, TV). . . .	84
199	During the past 12 months, have you participated in any alcohol prevention programs or seen any alcohol prevention messages in your school or community? No	84
200	How wrong do your parents feel it would be for YOU to: drink beer, wine or hard liquor (for example, vodka, whiskey or gin) regularly? .	85
201	How wrong do your parents feel it would be for YOU to: smoke tobacco?	85
202	How wrong do your parents feel it would be for YOU to: smoke marijuana?	85
203	How wrong do your parents feel it would be for YOU to: use prescription drugs not prescribed to you?	86
204	How wrong do your parents feel it would be for YOU to: steal something worth more than \$5?	86
205	How wrong do your parents feel it would be for YOU to: draw graffiti, write things, or draw pictures on buildings or other property (without the owner's permission)?	86
206	How wrong do your parents feel it would be for YOU to: pick a fight with someone?	87
207	During the past 12 months, have you talked with at least one of your parents about the dangers of underage drinking and/or drinking and driving? By parents, we mean either your biological parents, adoptive parents, stepparents, or adult guardians - whether or not they live with you. . . .	87
208	The rules in my family are clear. . . .	87
209	People in my family often insult or yell at each other. . . .	88
210	When I am not at home, one of my parents knows where I am and who I am with. . . .	88
211	We argue about the same things in my family over and over. . . .	88

212	If you drank some beer or wine or liquor (for example, vodka, whiskey, or gin) without your parents' permission, would you be caught by your parents?	89
213	My family has clear rules about alcohol and drug use. . . .	89
214	If you carried a handgun without your parents' permission, would you be caught by your parents?	89
215	If you skipped school would you be caught by your parents?	90
216	My parents ask if I've gotten my homework done. . . .	90
217	People in my family have serious arguments. . . .	90
218	Would your parents know if you did not come home on time?	91
219	Have any of your brothers or sisters ever: drunk beer, wine or hard liquor (for example, vodka, whiskey or gin)?	91
220	Have any of your brothers or sisters ever: smoked marijuana?	91
221	Have any of your brothers or sisters ever: smoked cigarettes?	91
222	Have any of your brothers or sisters ever: taken a handgun to school? .	92
223	Have any of your brothers or sisters ever: been suspended or expelled from school?	92
224	Have you changed homes in the past year (the last 12 months)? . . .	92
225	How many times have you changed homes since kindergarten?	92
226	Have you changed schools (including changing from elementary to middle and middle to high school) in the past year?	93
227	How many times have you changed schools since kindergarten (including changing from elementary to middle and middle to high school)?	93
228	Has anyone in your family ever had severe alcohol or drug problems? .	93
229	About how many adults (over 21) have you known personally who in the past year have: used marijuana, crack, cocaine, or other drugs? .	94
230	About how many adults (over 21) have you known personally who in the past year have: sold or dealt drugs?	94
231	About how many adults (over 21) have you known personally who in the past year have: done other things that could get them in trouble with the police, like stealing, selling stolen goods, mugging or assaulting others, etc.?	94
232	About how many adults (over 21) have you known personally who in the past year have: gotten drunk or high?	95
233	Have you seen or heard information about underage drinking in the past 12 months from the following sources? Radio	95
234	Have you seen or heard information about underage drinking in the past 12 months from the following sources? TV. . . .	95
235	Have you seen or heard information about underage drinking in the past 12 months from the following sources? Print. This includes information on underage drinking you may have seen in the newspaper, on a billboard, in pamphlets, on stickers, etc. . . .	95

236	Have you seen or heard information about underage drinking in the past 12 months from the following sources? Website or social media? (Facebook, Myspace, website, etc.)	96
237	The next questions ask about your opinions of the information you saw or heard. If you have seen or heard more than one ad, please think about your favorite ad when answering these questions. The information about underage drinking that I saw or heard was convincing.	96
238	The next questions ask about your opinions of the information you saw or heard. If you have seen or heard more than one ad, please think about your favorite ad when answering these questions. The information about underage drinking that I saw or heard grabbed my attention.	96
239	The next questions ask about your opinions of the information you saw or heard. If you have seen or heard more than one ad, please think about your favorite ad when answering these questions. The information about underage drinking that I saw or heard said something important to me.	97
240	The next questions ask about your opinions of the information you saw or heard. If you have seen or heard more than one ad, please think about your favorite ad when answering these questions. Seeing or hearing this information about underage drinking made me want to stop or decrease my drinking.	97
241	How honest were you in filling out this survey?	97

List of Figures

1	Grade Chart	11
2	Gender Chart	12
3	Age Chart	13
4	Ethnic Origin Chart	14

1 INTRODUCTION

This report was generated from data collected on the *2013 Arkansas Prevention Needs Assessment Student Survey*. This report contains basic frequency tables of all data collected and graphs on the selected demographic variables of grade, gender, age and ethnic origin. The graph on ethnic origin is represented as a bar chart rather than as a pie chart. This is because students were allowed to mark more than one response for ethnic origin as opposed to being allowed to mark only one response. The bars represent the percent of students who marked each of the ethnic categories.

Questions regarding the information found in this report can be directed to:

Pride Surveys

160 Vanderbilt Court
Bowling Green, KY 42103
1-800-279-6361
www.pridesurveys.com

Grade Chart

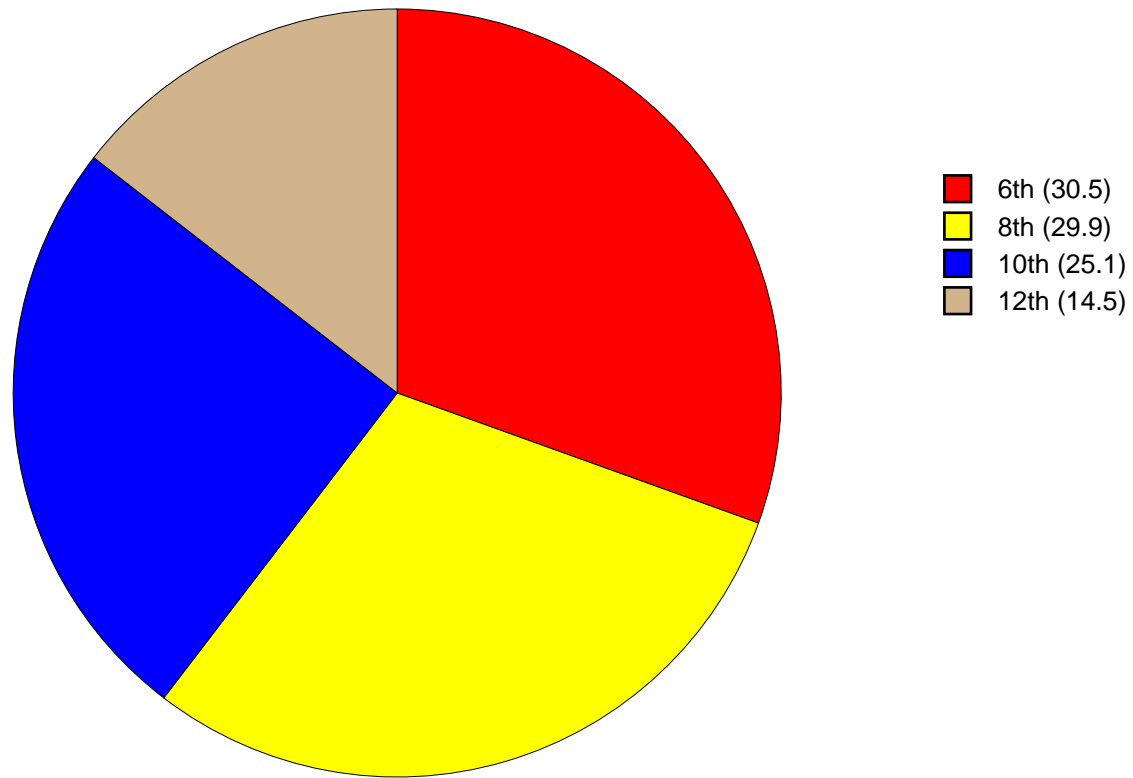


Figure 1: Grade Chart

Gender Chart

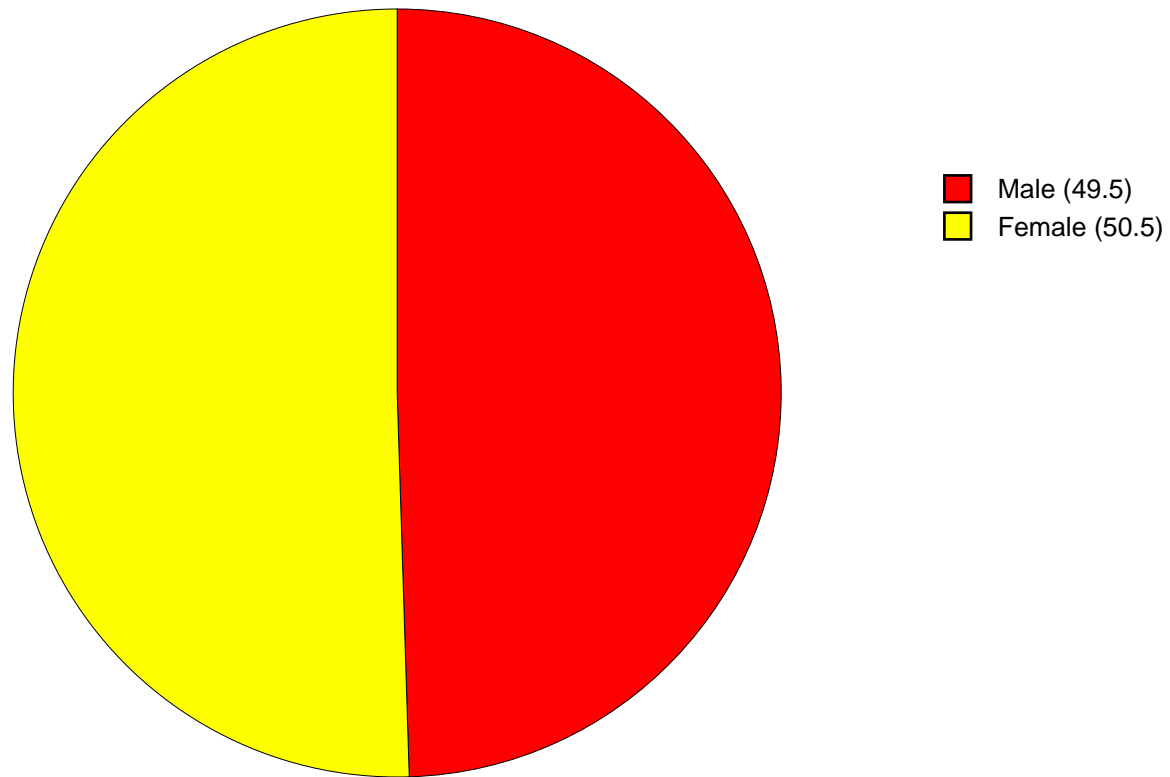


Figure 2: Gender Chart

Age Chart

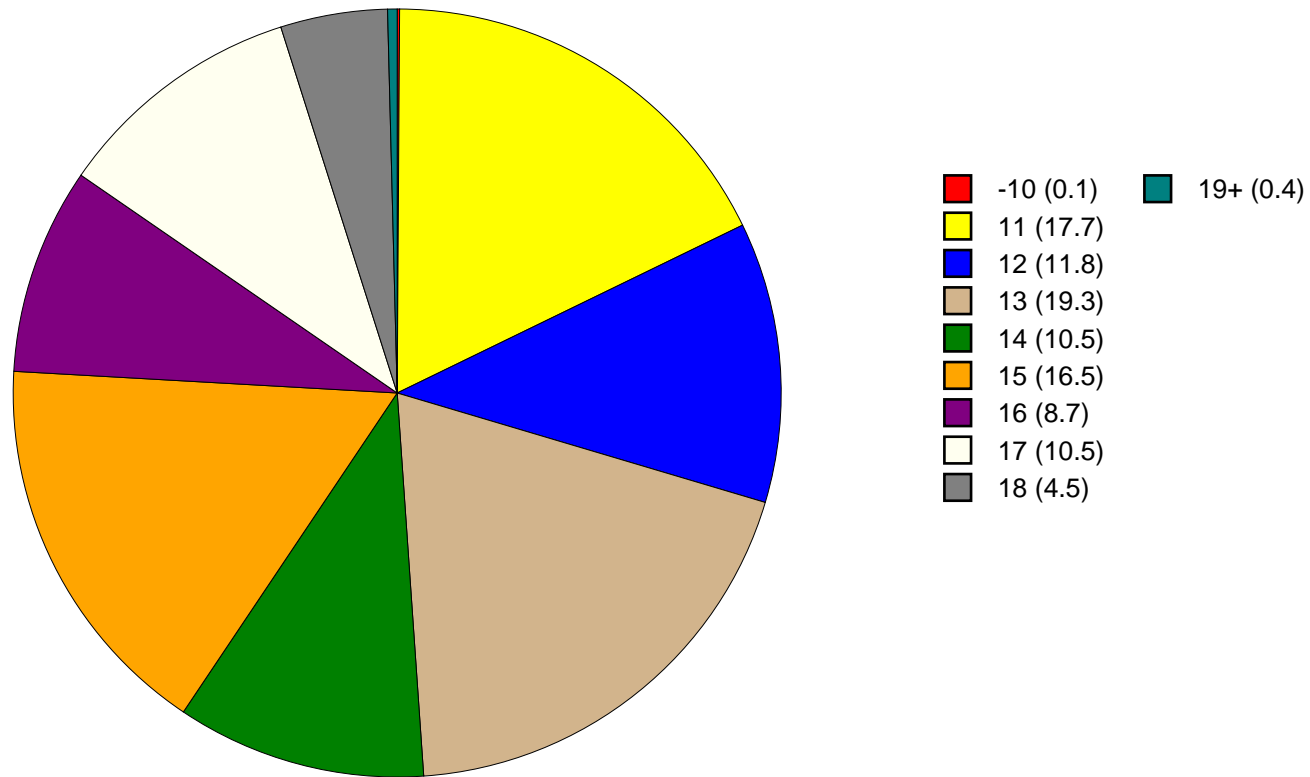


Figure 3: Age Chart

Ethnic Origin Chart

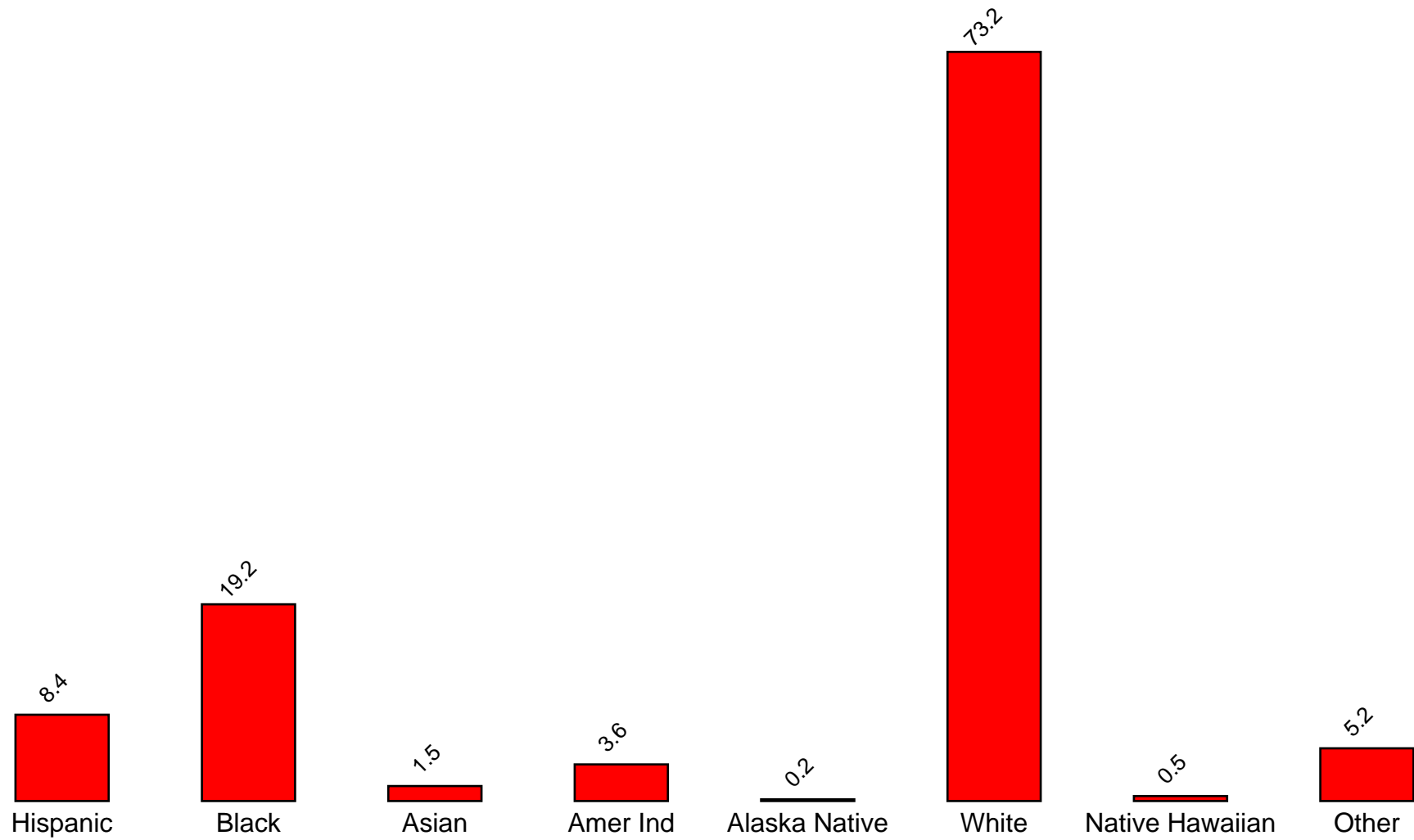


Figure 4: Ethnic Origin Chart

2 PERCENTAGE TABLES

The following tables contain frequency distribution detailing how your students responded to each question on the survey. The tables appear in the same order as the questions on the survey. The tables include breakdowns by grade level as well as overall percentages. The *N of Valid* row is a frequency count of the number of valid responses to each question for each grade and overall. The *N of Miss* row is a frequency count of the number of invalid (marked more than one response) or missing (i.e. did not respond) responses to each question for each grade and overall.

For the questions that allowed more than one response (i.e. race, live with, etc.) each response becomes a separate table. If a student did not mark the response, that was counted as a NO response, and if they did mark the response, that was counted as a YES response. Since a non response is a valid response for these questions, the *N of Miss* will always be zero for these questions.

Table 1: Sex

Response	6	8	10	12	Total	
Male	48.1	51.0	53.4	42.8	49.5	
Female	51.9	49.0	46.6	57.2	50.5	
N of Valid	1120	1098	921	533	3672	
N of Miss	5	5	5	2	17	

Table 2: Age

Response	6	8	10	12	Total	
10 or younger	0.2	0.0	0.0	0.0	0.1	
11	58.2	0.0	0.0	0.0	17.7	
12	38.4	0.4	0.0	0.0	11.8	
13	3.1	61.3	0.0	0.0	19.3	
14	0.1	34.9	0.2	0.0	10.5	
15	0.0	3.3	61.7	0.0	16.5	
16	0.0	0.1	34.3	0.6	8.7	
17	0.0	0.0	3.4	66.4	10.5	
18	0.0	0.0	0.3	30.7	4.5	
19 or older	0.0	0.0	0.0	2.4	0.4	
N of Valid	1119	1097	920	535	3671	
N of Miss	6	6	6	0	18	

Table 3: Are you Hispanic or Latino?

Response	6	8	10	12	Total	
No	89.8	90.6	93.3	94.2	91.6	
Yes	10.2	9.4	6.7	5.8	8.4	
N of Valid	1057	1084	910	531	3582	
N of Miss	68	19	16	4	107	

Table 4: What is your race? Black or African American



Response	6	8	10	12	Total	
No	79.4	78.4	79.2	91.4	80.8	
Yes	20.6	21.6	20.8	8.6	19.2	
N of Valid	1125	1103	926	535	3689	
N of Miss	0	0	0	0	0	

Table 5: What is your race? Asian



Response	6	8	10	12	Total	
No	98.7	98.7	97.6	99.4	98.5	
Yes	1.3	1.3	2.4	0.6	1.5	
N of Valid	1125	1103	926	535	3689	
N of Miss	0	0	0	0	0	

Table 6: What is your race? American Indian



Response	6	8	10	12	Total	
No	94.9	96.5	97.0	98.5	96.4	
Yes	5.1	3.5	3.0	1.5	3.6	
N of Valid	1125	1103	926	535	3689	
N of Miss	0	0	0	0	0	

Table 7: What is your race? Alaska Native



Response	6	8	10	12	Total	
No	99.7	99.9	99.9	99.8	99.8	
Yes	0.3	0.1	0.1	0.2	0.2	
N of Valid	1125	1103	926	535	3689	
N of Miss	0	0	0	0	0	

Table 8: What is your race? White



Response	6	8	10	12	Total	
No	31.8	28.3	27.1	12.7	26.8	
Yes	68.2	71.7	72.9	87.3	73.2	
N of Valid	1125	1103	926	535	3689	
N of Miss	0	0	0	0	0	

Table 9: What is your race? Native Hawaiian or Other Pacific Islander



Response	6	8	10	12	Total	
No	99.7	99.5	99.5	99.1	99.5	
Yes	0.3	0.5	0.5	0.9	0.5	
N of Valid	1125	1103	926	535	3689	
N of Miss	0	0	0	0	0	

Table 10: What is your race? Other



Response	6	8	10	12	Total	
No	93.7	93.8	95.7	97.9	94.8	
Yes	6.3	6.2	4.3	2.1	5.2	
N of Valid	1125	1103	926	535	3689	
N of Miss	0	0	0	0	0	

Table 11: What is the highest level of schooling completed by your mother or father?









Response	6	8	10	12	Total	
Completed grade school or less	2.0	1.8	1.0	1.3	1.6	
Some high school	2.9	5.2	6.9	10.9	5.8	
Completed high school	11.4	14.2	17.8	18.1	14.9	
Some college	11.4	16.2	17.7	18.9	15.6	
Completed college	25.8	21.3	26.9	27.2	24.9	
Graduate or professional school after college	12.5	14.2	17.4	15.5	14.7	
Don't know	32.8	26.0	11.4	7.0	21.5	
Does not apply	1.2	1.0	0.9	1.1	1.1	
N of Valid	1075	1092	914	530	3611	
N of Miss	50	11	12	5	78	

Table 12: Think of where you live most of the time. Which of the following people live there with you? Mother



Response	6	8	10	12	Total	
No	11.4	14.6	15.9	18.9	14.6	
Yes	88.6	85.4	84.1	81.1	85.4	
N of Valid	1125	1103	926	535	3689	
N of Miss	0	0	0	0	0	

Table 13: Think of where you live most of the time. Which of the following people live there with you? Stepmother



Response	6	8	10	12	Total	
No	95.7	94.0	95.0	92.5	94.6	
Yes	4.3	6.0	5.0	7.5	5.4	
N of Valid	1125	1103	926	535	3689	
N of Miss	0	0	0	0	0	

Table 14: Think of where you live most of the time. Which of the following people live there with you? Foster Mother



Response	6	8	10	12	Total	
No	99.8	99.9	99.7	99.6	99.8	
Yes	0.2	0.1	0.3	0.4	0.2	
N of Valid	1125	1103	926	535	3689	
N of Miss	0	0	0	0	0	

Table 15: Think of where you live most of the time. Which of the following people live there with you? Grandmother



Response	6	8	10	12	Total	
No	90.1	89.7	90.7	90.5	90.2	
Yes	9.9	10.3	9.3	9.5	9.8	
N of Valid	1125	1103	926	535	3689	
N of Miss	0	0	0	0	0	

Table 16: Think of where you live most of the time. Which of the following people live there with you? Aunt



Response	6	8	10	12	Total	
No	97.1	95.3	97.5	96.6	96.6	
Yes	2.9	4.7	2.5	3.4	3.4	
N of Valid	1125	1103	926	535	3689	
N of Miss	0	0	0	0	0	

Table 17: Think of where you live most of the time. Which of the following people live there with you? Father



Response	6	8	10	12	Total	
No	39.3	40.9	44.2	43.0	41.5	
Yes	60.7	59.1	55.8	57.0	58.5	
N of Valid	1125	1103	926	535	3689	
N of Miss	0	0	0	0	0	

Table 18: Think of where you live most of the time. Which of the following people live there with you? Stepfather



Response	6	8	10	12	Total	
No	85.3	83.7	81.1	82.1	83.3	
Yes	14.7	16.3	18.9	17.9	16.7	
N of Valid	1125	1103	926	535	3689	
N of Miss	0	0	0	0	0	

Table 19: Think of where you live most of the time. Which of the following people live there with you? Foster Father



Response	6	8	10	12	Total	
No	99.9	100.0	99.8	99.8	99.9	
Yes	0.1	0.0	0.2	0.2	0.1	
N of Valid	1125	1103	926	535	3689	
N of Miss	0	0	0	0	0	

Table 20: Think of where you live most of the time. Which of the following people live there with you? Grandfather



Response	6	8	10	12	Total	
No	93.7	94.8	95.1	93.6	94.4	
Yes	6.3	5.2	4.9	6.4	5.6	
N of Valid	1125	1103	926	535	3689	
N of Miss	0	0	0	0	0	

Table 21: Think of where you live most of the time. Which of the following people live there with you? Uncle



Response	6	8	10	12	Total	
No	96.4	95.7	96.8	96.3	96.3	
Yes	3.6	4.3	3.2	3.7	3.7	
N of Valid	1125	1103	926	535	3689	
N of Miss	0	0	0	0	0	

Table 22: Think of where you live most of the time. Which of the following people live there with you? Other Adults



Response	6	8	10	12	Total	
No	97.5	98.5	98.1	96.6	97.8	
Yes	2.5	1.5	1.9	3.4	2.2	
N of Valid	1125	1103	926	535	3689	
N of Miss	0	0	0	0	0	

Table 23: Think of where you live most of the time. Which of the following people live there with you? Brother(s)



Response	6	8	10	12	Total	
No	50.1	53.9	61.1	62.1	55.7	
Yes	49.9	46.1	38.9	37.9	44.3	
N of Valid	1125	1103	926	535	3689	
N of Miss	0	0	0	0	0	

Table 24: Think of where you live most of the time. Which of the following people live there with you? Stepbrother(s)



Response	6	8	10	12	Total	
No	94.8	94.8	95.0	95.7	95.0	
Yes	5.2	5.2	5.0	4.3	5.0	
N of Valid	1125	1103	926	535	3689	
N of Miss	0	0	0	0	0	

Table 25: Think of where you live most of the time. Which of the following people live there with you? Sister(s)



Response	6	8	10	12	Total	
No	55.0	56.8	59.8	68.0	58.6	
Yes	45.0	43.2	40.2	32.0	41.4	
N of Valid	1125	1103	926	535	3689	
N of Miss	0	0	0	0	0	

Table 26: Think of where you live most of the time. Which of the following people live there with you? Stepsister(s)



Response	6	8	10	12	Total	
No	95.8	96.2	96.7	95.3	96.1	
Yes	4.2	3.8	3.3	4.7	3.9	
N of Valid	1125	1103	926	535	3689	
N of Miss	0	0	0	0	0	

Table 27: Think of where you live most of the time. Which of the following people live there with you? Other Children



Response	6	8	10	12	Total	
No	97.7	96.8	96.7	94.6	96.7	
Yes	2.3	3.2	3.3	5.4	3.3	
N of Valid	1125	1103	926	535	3689	
N of Miss	0	0	0	0	0	

Table 28: In my school, students have lots of chances to help decide things like class activities and rules.





Response	6	8	10	12	Total	
NO!	13.0	10.6	13.8	13.5	12.6	
no	35.4	37.4	37.4	32.3	36.0	
yes	41.5	44.8	42.0	43.2	42.8	
YES!	10.1	7.2	6.9	11.1	8.5	
N of Valid	1091	1090	915	533	3629	
N of Miss	34	13	11	2	60	

Table 29: Teachers ask me to work on special classroom projects.





Response	6	8	10	12	Total	
NO!	7.2	6.9	7.1	6.0	6.9	
no	29.0	44.7	40.4	34.6	37.4	
yes	42.3	41.7	45.2	50.4	44.0	
YES!	21.6	6.7	7.3	9.0	11.7	
N of Valid	1090	1088	912	532	3622	
N of Miss	35	15	14	3	67	

Table 30: My teacher(s) notices when I am doing a good job and lets me know about it.

Response	6	8	10	12	Total	
NO!	2.5	6.4	7.2	6.6	5.5	
no	12.7	24.6	25.4	20.3	20.6	
yes	47.4	50.3	52.6	56.1	50.8	
YES!	37.5	18.7	14.8	17.0	23.2	
N of Valid	1102	1090	913	528	3633	
N of Miss	23	13	13	7	56	

Table 31: There are lots of chances for students in my school to get involved in sports, clubs, and other school activities outside of class.

Response	6	8	10	12	Total	
NO!	4.2	1.6	1.8	2.1	2.5	
no	9.7	4.6	5.0	4.6	6.2	
yes	35.4	40.2	38.0	41.3	38.4	
YES!	50.7	53.7	55.3	52.0	52.9	
N of Valid	1106	1092	914	525	3637	
N of Miss	19	11	12	10	52	

Table 32: There are lots of chances for students in my school to talk with a teacher one-on-one.

Response	6	8	10	12	Total	
NO!	2.4	5.2	5.6	4.4	4.3	
no	11.3	21.2	22.8	16.9	18.0	
yes	46.7	50.5	52.0	53.2	50.1	
YES!	39.6	23.1	19.6	25.5	27.5	
N of Valid	1096	1086	915	526	3623	
N of Miss	29	17	11	9	66	

Table 33: I feel safe at my school.


Response	6	8	10	12	Total	
NO!	2.0	5.6	6.7	2.8	4.4	
no	5.2	11.7	11.1	8.5	9.1	
yes	33.5	53.1	60.1	58.2	49.7	
YES!	59.3	29.6	22.1	30.4	36.9	
N of Valid	1101	1085	912	529	3627	
N of Miss	24	18	14	6	62	

Table 34: The school lets my parents know when I have done something well.


Response	6	8	10	12	Total	
NO!	6.3	16.6	23.3	18.3	15.4	
no	23.9	43.8	47.7	49.8	39.6	
yes	42.6	31.2	23.0	27.1	32.0	
YES!	27.2	8.3	6.0	4.8	13.0	
N of Valid	1096	1082	910	524	3612	
N of Miss	29	21	16	11	77	

Table 35: My teachers praise me when I work hard in school.


Response	6	8	10	12	Total	
NO!	9.7	14.6	15.9	11.6	13.0	
no	23.5	43.2	43.4	38.1	36.6	
yes	45.8	34.9	35.0	42.0	39.3	
YES!	21.0	7.3	5.7	8.3	11.2	
N of Valid	1085	1082	912	528	3607	
N of Miss	40	21	14	7	82	

Table 36: Are your school grades better than the grades of most students in your class?





Response	6	8	10	12	Total	
NO!	7.0	5.9	6.5	3.4	6.0	
no	26.9	28.1	31.4	24.4	28.0	
yes	46.0	49.0	46.0	53.3	48.0	
YES!	20.1	17.0	16.1	18.9	18.0	
N of Valid	1089	1083	907	525	3604	
N of Miss	36	20	19	10	85	

Table 37: I have lots of chances to be part of class discussions or activities.





Response	6	8	10	12	Total	
NO!	2.5	3.4	2.5	2.9	2.8	
no	9.4	16.3	15.6	12.4	13.4	
yes	45.3	57.5	64.1	63.0	56.3	
YES!	42.9	22.8	17.9	21.7	27.5	
N of Valid	1099	1087	913	525	3624	
N of Miss	26	16	13	10	65	

Table 38: Now thinking back over the past year in school, how often did you: enjoy being in school?






Response	6	8	10	12	Total	
Never	4.4	8.8	10.3	9.1	7.9	
Seldom	4.5	9.4	14.5	15.3	10.1	
Sometimes	36.4	43.1	40.5	39.3	39.9	
Often	27.0	26.3	24.6	28.0	26.3	
Almost always	27.7	12.5	10.0	8.3	15.9	
N of Valid	1111	1097	921	529	3658	
N of Miss	14	6	5	6	31	

Table 39: Now thinking back over the past year in school, how often did you: hate being in school?

Response	6	8	10	12	Total	
Never	24.3	9.4	5.1	5.5	12.3	
Seldom	26.5	24.0	22.9	23.3	24.4	
Sometimes	34.2	37.2	36.3	36.0	35.9	
Often	8.4	17.7	21.6	23.3	16.7	
Almost always	6.6	11.7	14.1	11.9	10.8	
N of Valid	1099	1092	921	528	3640	
N of Miss	26	11	5	7	49	

Table 40: Now thinking back over the past year in school, how often did you: try to do your best work in school?

Response	6	8	10	12	Total	
Never	0.0	0.6	0.9	0.9	0.5	
Seldom	0.5	1.6	2.6	3.2	1.8	
Sometimes	3.8	10.8	15.3	16.1	10.6	
Often	18.6	29.2	35.8	34.6	28.5	
Almost always	77.1	57.9	45.4	45.2	58.7	
N of Valid	1094	1088	916	529	3627	
N of Miss	31	15	10	6	62	

Table 41: How often do you feel that the school work you are assigned is meaningful and important?

Response	6	8	10	12	Total	
Never	3.1	6.5	9.4	7.8	6.4	
Seldom	5.0	13.5	22.9	22.5	14.6	
Sometimes	21.6	31.9	36.4	37.5	30.7	
Often	31.8	30.4	22.4	25.8	28.1	
Almost always	38.5	17.7	8.9	6.4	20.1	
N of Valid	1097	1091	917	528	3633	
N of Miss	28	12	9	7	56	

Table 42: Putting them all together, what were your grades like last year?

Response	6	8	10	12	Total	
Mostly F's	0.6	0.7	0.8	0.4	0.6	
Mostly D's	1.8	3.3	4.1	2.3	2.9	
Mostly C's	10.0	14.9	20.7	15.1	15.0	
Mostly B's	34.9	36.7	38.4	38.2	36.8	
Mostly A's	52.7	44.4	36.1	44.0	44.7	
N of Valid	1047	1068	909	523	3547	
N of Miss	78	35	17	12	142	

Table 43: How important do you think the things you are learning in school are going to be for your later life?

Response	6	8	10	12	Total	
Very important	54.8	32.2	20.4	14.0	33.5	
Quite important	27.1	29.9	23.4	23.0	26.4	
Fairly important	12.6	24.0	32.4	33.0	24.0	
Slightly important	4.5	10.7	17.5	23.9	12.4	
Not at all important	1.1	3.2	6.3	6.1	3.7	
N of Valid	1112	1098	922	527	3659	
N of Miss	13	5	4	8	30	

Table 44: How interesting are most of your courses to you?

Response	6	8	10	12	Total	
Very interesting and stimulating	21.2	10.8	7.4	7.8	12.6	
Quite interesting	39.1	31.1	23.8	28.2	31.2	
Fairly interesting	28.4	38.0	41.9	39.8	36.4	
Slightly dull	8.2	13.8	19.2	17.8	14.1	
Very dull	3.2	6.3	7.8	6.4	5.8	
N of Valid	1077	1095	924	528	3624	
N of Miss	48	8	2	7	65	

Table 45: During the LAST FOUR WEEKS how many whole days of school have you missed because you skipped or 'cut'?


Response	6	8	10	12	Total	
None	77.6	76.3	74.6	55.8	73.3	
1	9.9	10.2	10.9	19.8	11.7	
2	4.4	5.1	7.3	11.5	6.4	
3	3.0	4.8	3.0	6.8	4.1	
04/05/13	3.9	2.7	2.3	4.7	3.3	
06/10/13	0.9	0.8	1.4	0.9	1.0	
11 or more	0.3	0.0	0.5	0.4	0.3	
N of Valid	1108	1096	920	529	3653	
N of Miss	17	7	6	6	36	

Table 46: What are the chances you would be seen as cool if you: smoked cigarettes?


Response	6	8	10	12	Total	
No or very little chance	93.3	78.7	61.5	57.7	75.7	
Little chance	3.2	12.2	18.2	19.2	12.0	
Some chance	1.9	5.0	14.8	14.5	7.9	
Pretty good chance	1.1	2.3	4.2	4.6	2.7	
Very good chance	0.4	1.8	1.4	4.0	1.6	
N of Valid	1081	1082	914	525	3602	
N of Miss	44	21	12	10	87	

Table 47: What are the chances you would be seen as cool if you: worked hard at school?

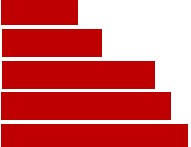
Response	6	8	10	12	Total	
No or very little chance	4.8	10.9	13.3	13.3	10.0	
Little chance	6.8	13.3	21.1	17.5	13.9	
Some chance	13.9	25.5	25.6	30.1	22.7	
Pretty good chance	26.4	26.8	22.1	25.5	25.3	
Very good chance	48.1	23.5	17.9	13.5	28.1	
N of Valid	1093	1084	913	525	3615	
N of Miss	32	19	13	10	74	

Table 48: What are the chances you would be seen as cool if you: began drinking alcoholic beverages regularly, that is, at least once or twice a month?


Response	6	8	10	12	Total	
No or very little chance	91.2	73.8	47.6	38.9	67.3	
Little chance	5.0	14.3	15.0	15.2	11.8	
Some chance	1.8	5.6	17.4	21.4	9.8	
Pretty good chance	1.2	4.1	14.0	14.0	7.2	
Very good chance	0.7	2.1	5.9	10.4	3.9	
N of Valid	1083	1089	912	527	3611	
N of Miss	42	14	14	8	78	

Table 49: What are the chances you would be seen as cool if you: defended someone who was being verbally abused at school?

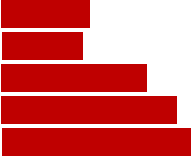
Response	6	8	10	12	Total	
No or very little chance	9.9	12.4	13.4	13.5	12.1	
Little chance	6.1	12.5	12.9	12.9	10.8	
Some chance	13.8	21.0	26.8	28.3	21.4	
Pretty good chance	23.8	27.8	27.2	27.3	26.4	
Very good chance	46.3	26.2	19.7	18.0	29.4	
N of Valid	1091	1088	912	527	3618	
N of Miss	34	15	14	8	71	

Table 50: What are the chances you would be seen as cool if you: smoked marijuana?


Response	6	8	10	12	Total	
No or very little chance	94.7	79.4	51.4	48.8	72.5	
Little chance	2.4	8.2	15.0	16.4	9.4	
Some chance	0.8	4.8	13.1	13.3	7.0	
Pretty good chance	0.7	3.8	10.6	9.9	5.5	
Very good chance	1.3	3.9	9.9	11.6	5.7	
N of Valid	1082	1088	913	525	3608	
N of Miss	43	15	13	10	81	

Table 51: What are the chances you would be seen as cool if you: carried a handgun?

Response	6	8	10	12	Total	
No or very little chance	86.0	79.9	72.4	72.8	78.8	
Little chance	7.0	9.9	12.5	13.7	10.3	
Some chance	3.2	4.5	8.7	6.7	5.5	
Pretty good chance	1.3	2.8	3.4	2.3	2.4	
Very good chance	2.5	2.9	3.0	4.6	3.0	
N of Valid	1084	1087	911	526	3608	
N of Miss	41	16	15	9	81	

Table 52: Think of your four best friends (the friends you feel closest to). In the past year (12 months), how many of your best friends have: participated in clubs, organizations or activities at school?

Response	6	8	10	12	Total	
0	9.8	10.7	10.7	11.2	10.5	
1	11.2	11.0	9.8	8.8	10.4	
2	16.6	18.0	16.6	12.4	16.4	
3	16.2	17.1	15.4	13.5	15.9	
4	46.3	43.2	47.4	54.1	46.8	
N of Valid	1083	1075	914	525	3597	
N of Miss	42	28	12	10	92	

Table 53: Think of your four best friends (the friends you feel closest to). In the past year (12 months), how many of your best friends have: smoked cigarettes?

Response	6	8	10	12	Total	
0	96.3	84.4	57.4	47.5	75.9	
1	2.9	8.5	17.6	20.0	10.8	
2	0.5	3.7	10.4	13.5	5.8	
3	0.2	1.3	5.8	7.8	3.0	
4	0.2	2.0	8.8	11.2	4.5	
N of Valid	1098	1080	911	526	3615	
N of Miss	27	23	15	9	74	

Table 54: Think of your four best friends (the friends you feel closest to). In the past year (12 months), how many of your best friends have: tried beer, wine or hard liquor (for example, vodka, whiskey, or gin) when their parents didn't know about it?






Response	6	8	10	12	Total	
0	92.4	72.5	37.9	29.5	63.6	
1	5.4	12.5	16.4	14.5	11.6	
2	1.5	5.7	15.5	16.8	8.5	
3	0.5	4.3	9.6	13.3	5.8	
4	0.2	5.0	20.5	25.9	10.5	
N of Valid	1098	1078	912	525	3613	
N of Miss	27	25	14	10	76	

Table 55: Think of your four best friends (the friends you feel closest to). In the past year (12 months), how many of your best friends have: made a commitment to stay drug-free?






Response	6	8	10	12	Total	
0	6.7	18.4	31.5	32.9	20.3	
1	3.7	7.1	13.0	16.8	9.0	
2	4.2	10.9	13.2	14.5	10.0	
3	8.8	9.8	12.3	9.2	10.0	
4	76.5	53.8	30.0	26.6	50.7	
N of Valid	1083	1072	901	523	3579	
N of Miss	42	31	25	12	110	

Table 56: Think of your four best friends (the friends you feel closest to). In the past year (12 months), how many of your best friends have: used marijuana?






Response	6	8	10	12	Total	
0	97.9	86.2	60.1	49.4	77.8	
1	1.4	6.5	14.2	15.1	8.1	
2	0.4	3.1	8.8	15.8	5.6	
3	0.2	1.7	6.7	7.6	3.4	
4	0.2	2.6	10.1	12.0	5.1	
N of Valid	1090	1076	908	524	3598	
N of Miss	35	27	18	11	91	

Table 57: Think of your four best friends (the friends you feel closest to). In the past year (12 months), how many of your best friends have: used prescription drugs or non-prescription drugs for the purposes of getting high?






Response	6	8	10	12	Total	
0	98.2	91.0	78.2	69.3	86.8	
1	1.0	4.6	8.0	13.7	5.7	
2	0.1	1.9	7.0	7.8	3.5	
3	0.1	1.1	2.7	3.4	1.5	
4	0.6	1.3	4.1	5.7	2.4	
N of Valid	1096	1082	912	525	3615	
N of Miss	29	21	14	10	74	

Table 58: Think of your four best friends (the friends you feel closest to). In the past year (12 months), how many of your best friends have: used synthetic marijuana (K2, spice) or bath salts?






Response	6	8	10	12	Total	
0	99.1	95.8	88.1	83.4	93.1	
1	0.6	1.8	4.8	9.0	3.2	
2	0.0	0.8	2.6	3.1	1.4	
3	0.2	0.7	1.9	2.1	1.1	
4	0.2	0.7	2.5	2.5	1.3	
N of Valid	1087	1083	911	523	3604	
N of Miss	38	20	15	12	85	

Table 59: Think of your four best friends (the friends you feel closest to). In the past year (12 months), how many of your best friends have: used LSD, cocaine, amphetamines, or other illegal drugs?






Response	6	8	10	12	Total	
0	98.8	94.4	89.0	84.3	92.9	
1	0.8	3.6	5.7	7.5	3.9	
2	0.1	0.9	2.4	4.2	1.5	
3	0.1	0.6	1.3	1.9	0.8	
4	0.2	0.4	1.5	2.1	0.9	
N of Valid	1090	1078	910	523	3601	
N of Miss	35	25	16	12	88	

Table 60: Think of your four best friends (the friends you feel closest to). In the past year (12 months), how many of your best friends have: tried to do well in school?






Response	6	8	10	12	Total	
0	1.1	2.6	4.0	3.3	2.6	
1	2.1	3.6	7.9	8.0	4.9	
2	5.5	9.9	11.8	14.0	9.6	
3	12.3	18.7	21.8	17.4	17.3	
4	78.9	65.2	54.6	57.3	65.5	
N of Valid	1083	1076	910	522	3591	
N of Miss	42	27	16	13	98	

Table 61: Think of your four best friends (the friends you feel closest to). In the past year (12 months), how many of your best friends have: been suspended from school?






Response	6	8	10	12	Total	
0	70.7	64.3	66.4	78.6	68.8	
1	15.4	16.8	17.0	13.4	15.9	
2	6.8	8.9	8.2	2.9	7.2	
3	3.9	3.9	3.2	2.7	3.5	
4	3.1	6.2	5.2	2.5	4.5	
N of Valid	1095	1080	911	523	3609	
N of Miss	30	23	15	12	80	

Table 62: Think of your four best friends (the friends you feel closest to). In the past year (12 months), how many of your best friends have: liked school?






Response	6	8	10	12	Total	
0	12.0	23.3	32.8	29.6	23.2	
1	10.0	12.8	14.2	13.8	12.4	
2	17.1	24.6	24.4	22.8	22.0	
3	21.5	18.0	13.8	13.8	17.4	
4	39.3	21.3	14.7	20.1	24.9	
N of Valid	1091	1077	917	523	3608	
N of Miss	34	26	9	12	81	

Table 63: Think of your four best friends (the friends you feel closest to). In the past year (12 months), how many of your best friends have: carried a handgun?






Response	6	8	10	12	Total	
0	96.5	95.3	91.5	92.7	94.3	
1	2.1	2.2	3.9	3.4	2.8	
2	0.5	1.0	2.0	1.5	1.2	
3	0.6	0.5	1.1	0.8	0.7	
4	0.4	1.0	1.5	1.5	1.0	
N of Valid	1090	1080	916	523	3609	
N of Miss	35	23	10	12	80	

Table 64: Think of your four best friends (the friends you feel closest to). In the past year (12 months), how many of your best friends have: sold illegal drugs?






Response	6	8	10	12	Total	
0	98.8	95.5	84.7	81.4	91.7	
1	0.7	2.7	7.7	10.7	4.5	
2	0.1	1.1	3.7	5.0	2.0	
3	0.0	0.3	2.1	1.5	0.8	
4	0.4	0.4	1.9	1.3	0.9	
N of Valid	1092	1072	913	522	3599	
N of Miss	33	31	13	13	90	

Table 65: Think of your four best friends (the friends you feel closest to). In the past year (12 months), how many of your best friends have: regularly attended religious services?






Response	6	8	10	12	Total	
0	20.8	16.6	17.6	18.8	18.4	
1	6.9	10.1	12.8	14.6	10.5	
2	9.3	17.4	20.2	26.1	17.0	
3	16.0	20.8	20.1	18.6	18.9	
4	47.0	35.1	29.2	21.9	35.1	
N of Valid	1040	1071	914	521	3546	
N of Miss	85	32	12	14	143	

Table 66: Think of your four best friends (the friends you feel closest to). In the past year (12 months), how many of your best friends have: stolen or tried to steal a motor vehicle such as a car or motorcycle?

Response	6	8	10	12	Total	
0	98.5	95.9	93.0	93.3	95.6	
1	0.9	2.5	4.2	3.3	2.5	
2	0.2	0.7	1.1	1.5	0.8	
3	0.1	0.6	0.7	0.6	0.5	
4	0.4	0.2	1.1	1.3	0.6	
N of Valid	1097	1082	913	522	3614	
N of Miss	28	21	13	13	75	

Table 67: Think of your four best friends (the friends you feel closest to). In the past year (12 months), how many of your best friends have: been arrested?

Response	6	8	10	12	Total	
0	95.0	86.9	79.4	83.0	86.9	
1	3.8	7.6	11.0	11.7	7.9	
2	0.7	3.2	6.0	3.3	3.2	
3	0.2	1.2	1.9	0.4	0.9	
4	0.3	1.1	1.8	1.7	1.1	
N of Valid	1094	1081	911	523	3609	
N of Miss	31	22	15	12	80	

Table 68: Think of your four best friends (the friends you feel closest to). In the past year (12 months), how many of your best friends have: dropped out of school?

Response	6	8	10	12	Total	
0	95.5	94.7	91.2	88.3	93.2	
1	3.1	3.4	5.8	7.5	4.5	
2	0.9	0.9	1.6	2.1	1.3	
3	0.1	0.5	0.3	1.1	0.4	
4	0.4	0.5	1.0	1.0	0.6	
N of Valid	1092	1082	913	522	3609	
N of Miss	33	21	13	13	80	

Table 69: Think of your four best friends (the friends you feel closest to). In the past year (12 months), how many of your best friends have: been members of a gang?






Response	6	8	10	12	Total	
0	94.0	89.1	88.4	92.7	90.9	
1	3.5	5.7	4.6	3.8	4.5	
2	1.0	2.2	2.7	1.3	1.9	
3	0.4	0.6	1.2	0.6	0.7	
4	1.2	2.3	3.1	1.5	2.0	
N of Valid	1093	1081	916	520	3610	
N of Miss	32	22	10	15	79	

Table 70: How old were you when you first: smoked marijuana?










Response	6	8	10	12	Total	
Never	99.5	93.3	79.9	67.1	88.0	
10 or younger	0.4	0.6	1.1	1.0	0.7	
11	0.1	1.0	0.9	1.1	0.7	
12	0.0	1.2	2.7	1.5	1.3	
13	0.0	2.6	2.9	3.4	2.0	
14	0.0	1.0	5.7	5.0	2.5	
15	0.0	0.2	5.5	6.9	2.4	
16	0.0	0.0	1.3	9.0	1.6	
17 or older	0.0	0.1	0.0	5.0	0.7	
N of Valid	1099	1081	910	523	3613	
N of Miss	26	22	16	12	76	

Table 71: How old were you when you first: smoked a cigarette, even just a puff?










Response	6	8	10	12	Total	
Never	94.9	84.2	67.8	57.1	79.4	
10 or younger	3.8	5.5	8.2	6.7	5.8	
11	1.1	2.8	4.2	2.7	2.6	
12	0.2	3.5	3.6	3.2	2.5	
13	0.0	3.5	5.0	5.5	3.1	
14	0.0	0.6	5.4	5.9	2.4	
15	0.0	0.0	4.7	7.4	2.3	
16	0.0	0.0	1.1	5.5	1.1	
17 or older	0.0	0.0	0.1	5.9	0.9	
N of Valid	1103	1081	915	525	3624	
N of Miss	22	22	11	10	65	

Table 72: How old were you when you first: had more than a sip or two of beer, wine or hard liquor (for example, vodka, whiskey, or gin)?










Response	6	8	10	12	Total	
Never	88.6	71.0	49.0	40.2	66.3	
10 or younger	8.5	8.6	7.4	5.0	7.7	
11	2.4	4.0	3.3	1.9	3.0	
12	0.5	5.6	4.4	3.1	3.4	
13	0.0	9.2	9.0	7.5	6.1	
14	0.0	1.5	13.0	9.8	5.1	
15	0.0	0.2	11.4	10.9	4.5	
16	0.0	0.0	2.3	13.8	2.6	
17 or older	0.0	0.0	0.2	8.0	1.2	
N of Valid	1096	1085	910	523	3614	
N of Miss	29	18	16	12	75	

Table 73: How old were you when you first: began drinking alcoholic beverages regularly, that is, at least once or twice a month?


Response	6	8	10	12	Total	
Never	99.8	96.6	85.5	73.5	91.4	
10 or younger	0.2	0.4	0.8	0.4	0.4	
11	0.0	0.4	0.0	0.6	0.2	
12	0.0	0.6	1.2	1.0	0.6	
13	0.0	1.8	1.4	1.3	1.1	
14	0.0	0.4	4.6	1.9	1.5	
15	0.0	0.0	4.6	4.2	1.8	
16	0.0	0.0	1.9	8.6	1.7	
17 or older	0.0	0.0	0.1	8.6	1.3	
N of Valid	1100	1084	915	524	3623	
N of Miss	25	19	11	11	66	

Table 74: How old were you when you first: used Daztrex?


Response	6	8	10	12	Total	
Never	100.0	100.0	100.0	100.0	100.0	
10 or younger	0.0	0.0	0.0	0.0	0.0	
11	0.0	0.0	0.0	0.0	0.0	
12	0.0	0.0	0.0	0.0	0.0	
13	0.0	0.0	0.0	0.0	0.0	
14	0.0	0.0	0.0	0.0	0.0	
15	0.0	0.0	0.0	0.0	0.0	
16	0.0	0.0	0.0	0.0	0.0	
17 or older	0.0	0.0	0.0	0.0	0.0	
N of Valid	1067	1076	908	520	3571	
N of Miss	58	27	18	15	118	

Table 75: How old were you when you first: got suspended from school?










Response	6	8	10	12	Total	
Never	85.8	79.5	78.0	82.5	81.5	
10 or younger	9.9	8.8	8.3	3.2	8.2	
11	3.5	3.1	2.1	1.9	2.8	
12	0.6	3.6	2.0	2.1	2.1	
13	0.0	3.4	2.5	2.7	2.1	
14	0.0	1.3	4.0	2.9	1.8	
15	0.0	0.3	2.7	2.1	1.1	
16	0.0	0.0	0.2	1.5	0.3	
17 or older	0.1	0.0	0.1	1.1	0.2	
N of Valid	1099	1074	911	525	3609	
N of Miss	26	29	15	10	80	

Table 76: How old were you when you first: got arrested?










Response	6	8	10	12	Total	
Never	99.3	97.2	94.2	94.3	96.6	
10 or younger	0.4	0.4	0.1	0.4	0.3	
11	0.3	0.4	0.5	0.0	0.3	
12	0.1	0.5	0.3	0.2	0.3	
13	0.0	1.0	0.9	1.3	0.7	
14	0.0	0.3	1.5	0.6	0.6	
15	0.0	0.3	1.6	1.0	0.6	
16	0.0	0.0	0.8	0.8	0.3	
17 or older	0.0	0.0	0.0	1.5	0.2	
N of Valid	1097	1079	911	524	3611	
N of Miss	28	24	15	11	78	

Table 77: How old were you when you first: carried a handgun?










Response	6	8	10	12	Total	
Never	97.5	94.8	94.3	95.0	95.5	
10 or younger	1.6	1.9	1.3	1.0	1.5	
11	0.6	0.5	0.2	0.0	0.4	
12	0.2	1.0	1.3	0.6	0.8	
13	0.0	1.3	0.5	0.2	0.6	
14	0.0	0.5	0.3	0.8	0.3	
15	0.0	0.1	1.1	0.8	0.4	
16	0.0	0.0	0.9	1.3	0.4	
17 or older	0.1	0.0	0.0	0.4	0.1	
N of Valid	1092	1077	912	523	3604	
N of Miss	33	26	14	12	85	

Table 78: How old were you when you first: attacked someone with the idea of seriously hurting them?










Response	6	8	10	12	Total	
Never	91.4	88.6	82.4	88.3	87.9	
10 or younger	4.7	3.9	4.0	2.9	4.0	
11	2.4	1.7	1.7	0.8	1.8	
12	1.4	1.4	1.9	1.1	1.5	
13	0.1	3.2	3.1	1.3	1.9	
14	0.0	1.3	3.7	1.1	1.5	
15	0.0	0.0	2.5	0.8	0.7	
16	0.0	0.0	0.7	1.7	0.4	
17 or older	0.0	0.0	0.0	1.9	0.3	
N of Valid	1096	1079	917	522	3614	
N of Miss	29	24	9	13	75	

Table 79: How old were you when you first: belonged to a gang?









Response	6	8	10	12	Total	
Never	97.5	96.7	95.5	97.9	96.8	
10 or younger	1.4	0.4	1.2	1.0	1.0	
11	0.9	0.6	0.3	0.0	0.5	
12	0.1	0.9	0.4	0.2	0.4	
13	0.1	1.0	0.5	0.0	0.5	
14	0.0	0.4	1.2	0.2	0.4	
15	0.0	0.1	0.7	0.0	0.2	
16	0.0	0.0	0.0	0.0	0.0	
17 or older	0.0	0.0	0.1	0.8	0.1	
N of Valid	1096	1079	919	524	3618	
N of Miss	29	24	7	11	71	

Table 80: How wrong do you think it is for someone your age to: take a handgun to school?





Response	6	8	10	12	Total	
Very wrong	94.5	87.9	88.2	90.9	90.4	
Wrong	4.5	9.2	8.3	4.9	6.9	
A little bit wrong	0.3	2.4	2.7	3.0	1.9	
Not wrong at all	0.7	0.5	0.9	1.1	0.8	
N of Valid	1115	1096	921	527	3659	
N of Miss	10	7	5	8	30	

Table 81: How wrong do you think it is for someone your age to: steal anything worth more than \$5?





Response	6	8	10	12	Total	
Very wrong	73.5	62.3	56.0	70.2	65.3	
Wrong	21.7	29.2	33.0	20.7	26.7	
A little bit wrong	4.0	7.2	9.1	7.6	6.8	
Not wrong at all	0.7	1.4	1.8	1.5	1.3	
N of Valid	1113	1090	920	526	3649	
N of Miss	12	13	6	9	40	

Table 82: How wrong do you think it is for someone your age to: pick a fight with someone?





Response	6	8	10	12	Total	
Very wrong	63.4	44.3	36.3	44.6	48.2	
Wrong	26.1	33.2	33.2	31.2	30.8	
A little bit wrong	8.5	18.9	25.1	19.2	17.3	
Not wrong at all	2.0	3.6	5.4	5.0	3.7	
N of Valid	1108	1087	915	522	3632	
N of Miss	17	16	11	13	57	

Table 83: How wrong do you think it is for someone your age to: attack someone with the idea of seriously hurting them?





Response	6	8	10	12	Total	
Very wrong	88.2	75.7	63.7	70.3	75.7	
Wrong	7.9	15.9	22.7	20.2	15.8	
A little bit wrong	2.6	6.4	10.2	7.6	6.4	
Not wrong at all	1.4	1.9	3.4	1.9	2.1	
N of Valid	1106	1092	918	525	3641	
N of Miss	19	11	8	10	48	

Table 84: How wrong do you think it is for someone your age to: stay away from school all day when their parents think they are at school?





Response	6	8	10	12	Total	
Very wrong	87.5	68.8	50.1	47.7	66.8	
Wrong	10.4	22.5	28.7	26.2	20.9	
A little bit wrong	1.5	7.1	17.3	19.8	9.8	
Not wrong at all	0.5	1.6	3.9	6.3	2.5	
N of Valid	1108	1091	913	526	3638	
N of Miss	17	12	13	9	51	

Table 85: How wrong do you think it is for someone your age to: drink beer, wine or hard liquor (for example, vodka, whiskey, or gin) regularly?





Response	6	8	10	12	Total	
Very wrong	93.6	75.8	49.7	45.1	70.2	
Wrong	4.3	14.4	21.3	23.2	14.3	
A little bit wrong	1.3	7.4	21.2	20.0	10.8	
Not wrong at all	0.8	2.5	7.8	11.6	4.6	
N of Valid	1111	1093	920	525	3649	
N of Miss	14	10	6	10	40	

Table 86: How wrong do you think it is for someone your age to: smoke cigarettes?





Response	6	8	10	12	Total	
Very wrong	92.7	78.7	56.5	49.9	73.2	
Wrong	5.6	14.7	22.5	18.0	14.4	
A little bit wrong	0.7	4.8	13.6	15.6	7.3	
Not wrong at all	1.0	1.7	7.5	16.5	5.1	
N of Valid	1107	1093	921	527	3648	
N of Miss	18	10	5	8	41	

Table 87: How wrong do you think it is for someone your age to: smoke marijuana?





Response	6	8	10	12	Total	
Very wrong	97.6	83.5	63.3	58.8	79.1	
Wrong	1.4	8.3	14.9	14.8	8.8	
A little bit wrong	0.5	4.8	10.7	11.0	5.8	
Not wrong at all	0.5	3.5	11.2	15.4	6.3	
N of Valid	1108	1090	920	527	3645	
N of Miss	17	13	6	8	44	

Table 88: How wrong do you think it is for someone your age to: use prescription drugs or non-prescription drugs for the purpose of getting high?





Response	6	8	10	12	Total	
Very wrong	97.4	90.0	79.5	74.5	87.4	
Wrong	2.1	7.4	13.8	15.4	8.6	
A little bit wrong	0.0	1.6	4.1	7.0	2.6	
Not wrong at all	0.5	0.9	2.5	3.0	1.5	
N of Valid	1107	1092	917	526	3642	
N of Miss	18	11	9	9	47	

Table 89: How wrong do you think it is for someone your age to: use synthetic marijuana (K2, spice) or bath salts?





Response	6	8	10	12	Total	
Very wrong	97.0	92.1	84.2	78.5	89.6	
Wrong	2.3	5.3	10.7	13.9	7.0	
A little bit wrong	0.3	1.6	2.8	4.4	1.9	
Not wrong at all	0.5	0.9	2.3	3.2	1.5	
N of Valid	1099	1092	920	526	3637	
N of Miss	26	11	6	9	52	

Table 90: How wrong do you think it is for someone your age to: use LSD, cocaine, amphetamines or another illegal drug?





Response	6	8	10	12	Total	
Very wrong	98.1	93.3	89.5	86.0	92.7	
Wrong	1.4	4.9	8.2	8.7	5.2	
A little bit wrong	0.1	1.0	1.3	3.4	1.2	
Not wrong at all	0.5	0.7	1.1	1.9	0.9	
N of Valid	1107	1092	920	527	3646	
N of Miss	18	11	6	8	43	

Table 91: At school during the past 12 months, did you receive help from the resource teacher, speech therapist or other special education teacher?



Response	6	8	10	12	Total	
No	76.8	86.9	91.9	92.9	85.9	
Yes	23.2	13.1	8.1	7.1	14.1	
N of Valid	1043	1018	843	495	3399	
N of Miss	82	85	83	40	290	

Table 92: How many times in the past year (12 months) have you: been suspended from school?









Response	6	8	10	12	Total	
Never	90.2	86.5	90.4	94.7	89.8	
1 to 2 times	7.3	11.0	7.3	4.2	7.9	
3 to 5 times	1.6	1.5	1.5	0.6	1.4	
6 to 9 times	0.5	0.4	0.4	0.0	0.4	
10 to 19 times	0.2	0.2	0.1	0.2	0.2	
20 to 29 times	0.0	0.2	0.0	0.2	0.1	
30 to 39 times	0.0	0.0	0.0	0.2	0.0	
40+ times	0.3	0.4	0.2	0.0	0.2	
N of Valid	1108	1095	919	527	3649	
N of Miss	17	8	7	8	40	

Table 93: How many times in the past year (12 months) have you: carried a handgun?









Response	6	8	10	12	Total	
Never	97.8	94.7	93.9	95.6	95.6	
1 to 2 times	1.4	2.1	2.7	2.1	2.0	
3 to 5 times	0.3	0.9	1.5	0.6	0.8	
6 to 9 times	0.4	0.8	0.8	0.6	0.6	
10 to 19 times	0.1	0.5	0.2	0.2	0.3	
20 to 29 times	0.1	0.3	0.7	0.2	0.3	
30 to 39 times	0.0	0.1	0.0	0.2	0.1	
40+ times	0.0	0.5	0.2	0.6	0.3	
N of Valid	1105	1093	917	527	3642	
N of Miss	20	10	9	8	47	

Table 94: How many times in the past year (12 months) have you: sold illegal drugs?

Response	6	8	10	12	Total	
Never	99.7	99.2	96.3	93.2	97.7	
1 to 2 times	0.2	0.4	1.4	2.7	0.9	
3 to 5 times	0.1	0.2	1.1	1.5	0.6	
6 to 9 times	0.0	0.1	0.2	0.6	0.2	
10 to 19 times	0.0	0.0	0.2	0.6	0.1	
20 to 29 times	0.0	0.1	0.0	0.0	0.0	
30 to 39 times	0.0	0.0	0.0	0.2	0.0	
40+ times	0.0	0.1	0.8	1.3	0.4	
N of Valid	1103	1087	917	526	3633	
N of Miss	22	16	9	9	56	

Table 95: How many times in the past year (12 months) have you: stolen or tried to steal a motor vehicle such as a car or motorcycle?

Response	6	8	10	12	Total	
Never	99.7	98.7	98.4	98.1	98.8	
1 to 2 times	0.2	1.1	0.9	1.7	0.9	
3 to 5 times	0.0	0.0	0.2	0.2	0.1	
6 to 9 times	0.0	0.0	0.3	0.0	0.1	
10 to 19 times	0.0	0.1	0.2	0.0	0.1	
20 to 29 times	0.0	0.0	0.0	0.0	0.0	
30 to 39 times	0.0	0.0	0.0	0.0	0.0	
40+ times	0.1	0.1	0.0	0.0	0.1	
N of Valid	1107	1090	919	527	3643	
N of Miss	18	13	7	8	46	

Table 96: How many times in the past year (12 months) have you: participated in clubs, organizations or activities at school?

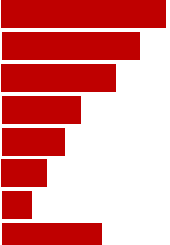
Response	6	8	10	12	Total	
Never	21.8	25.3	25.8	25.9	24.5	
1 to 2 times	27.1	23.0	13.3	11.8	20.1	
3 to 5 times	19.7	17.9	12.6	12.0	16.3	
6 to 9 times	10.2	10.4	10.7	9.7	10.3	
10 to 19 times	6.9	6.8	8.9	9.5	7.8	
20 to 29 times	3.6	4.2	6.0	6.7	4.8	
30 to 39 times	2.0	1.7	3.2	2.3	2.3	
40+ times	8.6	10.7	19.5	22.1	13.9	
N of Valid	1094	1088	918	525	3625	
N of Miss	31	15	8	10	64	

Table 97: How many times in the past year (12 months) have you: been arrested?


Response	6	8	10	12	Total	
Never	98.8	97.4	95.9	97.1	97.4	
1 to 2 times	0.7	2.0	3.3	2.3	2.0	
3 to 5 times	0.4	0.4	0.8	0.0	0.4	
6 to 9 times	0.1	0.2	0.0	0.2	0.1	
10 to 19 times	0.0	0.0	0.0	0.0	0.0	
20 to 29 times	0.0	0.0	0.1	0.2	0.1	
30 to 39 times	0.0	0.0	0.0	0.2	0.0	
40+ times	0.0	0.0	0.0	0.0	0.0	
N of Valid	1102	1083	919	526	3630	
N of Miss	23	20	7	9	59	

Table 98: How many times in the past year (12 months) have you: attacked someone with the idea of seriously hurting them?


Response	6	8	10	12	Total	
Never	92.5	89.6	87.0	93.3	90.4	
1 to 2 times	5.4	7.4	9.4	4.0	6.8	
3 to 5 times	0.9	1.7	1.3	1.7	1.4	
6 to 9 times	0.6	0.4	1.0	0.4	0.6	
10 to 19 times	0.2	0.3	0.5	0.2	0.3	
20 to 29 times	0.1	0.3	0.3	0.4	0.2	
30 to 39 times	0.0	0.0	0.1	0.0	0.0	
40+ times	0.3	0.3	0.3	0.0	0.2	
N of Valid	1101	1090	918	525	3634	
N of Miss	24	13	8	10	55	

Table 99: How many times in the past year (12 months) have you: been drunk or high at school?


Response	6	8	10	12	Total	
Never	99.3	97.2	91.9	88.4	95.2	
1 to 2 times	0.5	1.7	4.6	6.3	2.7	
3 to 5 times	0.1	0.5	1.6	1.1	0.7	
6 to 9 times	0.0	0.6	0.8	1.3	0.5	
10 to 19 times	0.1	0.0	0.5	0.4	0.2	
20 to 29 times	0.0	0.1	0.2	0.8	0.2	
30 to 39 times	0.0	0.1	0.0	0.4	0.1	
40+ times	0.1	0.0	0.3	1.3	0.3	
N of Valid	1107	1088	917	527	3639	
N of Miss	18	15	9	8	50	

Table 100: How many times in the past year (12 months) have you: taken a handgun to school?






Response	6	8	10	12	Total	
Never	99.8	99.8	99.5	99.2	99.6	
1 to 2 times	0.2	0.1	0.3	0.4	0.2	
3 to 5 times	0.0	0.0	0.0	0.0	0.0	
6 to 9 times	0.0	0.0	0.0	0.2	0.0	
10 to 19 times	0.0	0.0	0.0	0.0	0.0	
20 to 29 times	0.0	0.0	0.1	0.2	0.1	
30 to 39 times	0.0	0.0	0.0	0.0	0.0	
40+ times	0.0	0.1	0.1	0.0	0.1	
N of Valid	1107	1089	917	527	3640	
N of Miss	18	14	9	8	49	

Table 101: Are you currently on probation, or assigned a probation officer with Juvenile Court?



Response	6	8	10	12	Total	
No	99.1	97.8	97.4	97.8	98.1	
Yes	0.9	2.2	2.6	2.2	1.9	
N of Valid	1022	1009	858	507	3396	
N of Miss	103	94	68	28	293	

Table 102: Have you ever belonged to a gang?






Response	6	8	10	12	Total	
No	95.8	93.5	92.5	95.4	94.2	
No, but would like to	0.7	1.2	2.0	2.3	1.4	
Yes, in the past	1.9	3.3	2.4	0.9	2.3	
Yes, belong now	1.5	1.7	2.6	1.3	1.8	
Yes, but would like to get out	0.1	0.3	0.5	0.0	0.2	
N of Valid	1110	1096	920	527	3653	
N of Miss	15	7	6	8	36	

Table 103: If you have ever belonged to a gang, did that gang have a name?

Response	6	8	10	12	Total	
No	6.6	6.3	9.2	12.2	7.9	
Yes	3.0	5.2	6.1	2.5	4.3	
I have never belonged to a gang	90.4	88.6	84.8	85.3	87.7	
N of Valid	1104	1086	905	518	3613	
N of Miss	21	17	21	17	76	

Table 104: You are at a party at someone's house, and one of your friends offers you a drink containing alcohol. What would you say or do?

Response	6	8	10	12	Total	
Drink it	2.3	11.0	32.5	36.3	17.5	
Tell your friend, 'No thanks, I don't drink' and suggest that you and your friend go and do something else	50.1	45.4	32.2	28.7	41.1	
Just say, 'No thanks' and walk away	27.8	29.4	27.9	28.5	28.4	
Make up a good excuse, tell your friend you had something else to do, and leave	19.7	14.3	7.4	6.5	13.1	
N of Valid	1099	1080	914	526	3619	
N of Miss	26	23	12	9	70	

Table 105: How often do you attend religious services or activities?

Response	6	8	10	12	Total	
Never	14.2	10.8	12.1	12.2	12.3	
Rarely	17.2	19.3	20.5	20.8	19.2	
1-2 Times a Month	12.0	12.3	14.2	18.3	13.6	
About Once a Week or More	56.6	57.7	53.2	48.7	54.9	
N of Valid	1071	1085	917	524	3597	
N of Miss	54	18	9	11	92	

Table 106: I think sometimes it's okay to cheat at school.


Response	6	8	10	12	Total	
NO!	75.3	40.9	23.7	23.0	44.4	
no	21.5	39.5	40.8	35.7	33.9	
yes	2.7	16.6	31.0	34.0	18.6	
YES!	0.5	2.9	4.4	7.2	3.2	
N of Valid	1100	1090	918	526	3634	
N of Miss	25	13	8	9	55	

Table 107: It is important to think before you act.


Response	6	8	10	12	Total	
NO!	1.5	1.7	1.5	2.1	1.6	
no	1.5	2.9	3.2	2.3	2.5	
yes	17.3	33.6	38.2	39.8	30.7	
YES!	79.7	61.8	57.1	55.9	65.2	
N of Valid	1098	1090	917	528	3633	
N of Miss	27	13	9	7	56	

Table 108: Sometimes I think that life is not worth it.

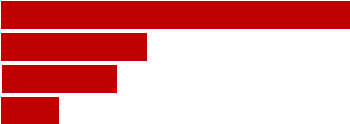
Response	6	8	10	12	Total	
NO!	69.1	51.9	45.4	51.1	55.3	
no	15.9	22.8	23.4	26.4	21.4	
yes	10.9	17.1	21.1	17.9	16.4	
YES!	4.1	8.2	10.0	4.6	6.9	
N of Valid	1080	1083	909	526	3598	
N of Miss	45	20	17	9	91	

Table 109: At times I think I am no good at all.

Response	6	8	10	12	Total	
NO!	43.7	35.6	33.0	34.4	37.2	
no	24.2	26.5	24.4	27.9	25.5	
yes	24.0	28.1	29.4	30.7	27.6	
YES!	8.1	9.8	13.2	7.1	9.8	
N of Valid	1083	1082	911	524	3600	
N of Miss	42	21	15	11	89	

Table 110: All in all, I am inclined to think that I am a failure.

Response	6	8	10	12	Total	
NO!	61.8	50.3	48.2	45.9	52.6	
no	23.0	30.1	29.3	34.4	28.4	
yes	11.8	13.9	14.9	16.3	13.9	
YES!	3.4	5.7	7.7	3.4	5.2	
N of Valid	1083	1084	909	523	3599	
N of Miss	42	19	17	12	90	

Table 111: In the past year, have you felt depressed or sad MOST days, even if you felt okay sometimes?

Response	6	8	10	12	Total	
NO!	39.4	34.7	30.6	32.3	34.7	
no	24.2	24.0	26.3	29.8	25.5	
yes	25.7	25.3	26.1	25.7	25.7	
YES!	10.7	16.0	17.0	12.2	14.1	
N of Valid	1094	1080	916	526	3616	
N of Miss	31	23	10	9	73	

Table 112: It is all right to beat up people if they start the fight.





Response	6	8	10	12	Total	
NO!	55.6	32.9	25.3	26.6	36.9	
no	21.1	22.9	19.8	26.0	22.0	
yes	14.2	24.3	29.4	26.0	22.8	
YES!	9.1	19.9	25.5	21.4	18.3	
N of Valid	1096	1083	914	527	3620	
N of Miss	29	20	12	8	69	

Table 113: I think it is okay to take something without asking if you can get away with it.





Response	6	8	10	12	Total	
NO!	86.7	66.7	60.1	63.0	70.6	
no	12.4	28.4	34.5	30.2	25.3	
yes	0.9	3.3	4.7	5.5	3.3	
YES!	0.0	1.6	0.7	1.3	0.8	
N of Valid	1100	1087	912	527	3626	
N of Miss	25	16	14	8	63	

Table 114: Where do you get the most information about living a drug and alcohol free life? Parents/guardians





Response	6	8	10	12	Total	
All the time	51.5	46.7	37.3	38.8	44.6	
Most	24.1	28.0	28.3	26.2	26.6	
Some	14.4	15.9	22.8	22.8	18.2	
Very little	10.0	9.5	11.6	12.2	10.6	
N of Valid	1081	1078	906	526	3591	
N of Miss	44	25	20	9	98	

Table 115: Where do you get the most information about living a drug and alcohol free life? Friends





Response	6	8	10	12	Total	
All the time	20.6	15.5	8.7	12.2	14.8	
Most	16.7	18.7	15.7	15.1	16.8	
Some	28.0	30.0	32.0	28.9	29.7	
Very little	34.8	35.7	43.6	43.8	38.6	
N of Valid	1055	1063	890	516	3524	
N of Miss	70	40	36	19	165	

Table 116: Where do you get the most information about living a drug and alcohol free life? Family members





Response	6	8	10	12	Total	
All the time	45.4	36.7	27.5	25.2	35.3	
Most	24.1	26.8	24.6	26.8	25.4	
Some	17.6	22.3	27.8	29.1	23.3	
Very little	12.9	14.2	20.1	18.9	16.0	
N of Valid	1068	1066	897	519	3550	
N of Miss	57	37	29	16	139	

Table 117: Where do you get the most information about living a drug and alcohol free life? School





Response	6	8	10	12	Total	
All the time	60.3	46.8	36.6	32.6	46.2	
Most	25.2	26.9	30.3	30.7	27.8	
Some	8.5	16.7	22.4	22.0	16.4	
Very little	5.9	9.7	10.8	14.8	9.6	
N of Valid	1078	1065	899	522	3564	
N of Miss	47	38	27	13	125	

Table 118: Where do you get the most information about living a drug and alcohol free life? Internet





Response	6	8	10	12	Total	
All the time	13.7	12.3	8.7	11.2	11.6	
Most	11.6	13.2	8.4	11.0	11.2	
Some	23.0	25.8	28.3	22.7	25.1	
Very little	51.7	48.7	54.6	55.1	52.0	
N of Valid	1046	1058	888	519	3511	
N of Miss	79	45	38	16	178	

Table 119: Where do you get the most information about living a drug and alcohol free life? TV





Response	6	8	10	12	Total	
All the time	16.0	15.1	10.3	13.3	13.9	
Most	15.1	15.4	12.0	12.0	13.9	
Some	30.0	30.6	32.1	27.4	30.3	
Very little	38.9	38.9	45.5	47.3	41.8	
N of Valid	1048	1066	890	518	3522	
N of Miss	77	37	36	17	167	

Table 120: Where do you get the most information about living a drug and alcohol free life? Social media





Response	6	8	10	12	Total	
All the time	14.4	12.6	8.8	11.4	12.0	
Most	10.9	12.4	9.6	10.4	10.9	
Some	21.3	27.5	28.5	24.9	25.5	
Very little	53.4	47.5	53.2	53.3	51.6	
N of Valid	1016	1057	889	518	3480	
N of Miss	109	46	37	17	209	

Table 121: How much do you think people risk harming themselves (physically or in other ways) if they: smoked one or more packs of cigarettes per day?


Response	6	8	10	12	Total	
No risk	9.4	6.7	5.1	6.1	7.0	
Slight risk	4.9	8.0	7.5	9.2	7.1	
Moderate risk	14.5	20.1	21.3	21.6	19.0	
Great risk	71.1	65.1	66.1	63.1	66.9	
N of Valid	1081	1084	905	523	3593	
N of Miss	44	19	21	12	96	

Table 122: How much do you think people risk harming themselves (physically or in other ways) if they: try marijuana once or twice?


Response	6	8	10	12	Total	
No risk	9.8	13.3	25.6	31.4	18.0	
Slight risk	15.4	24.2	29.0	28.5	23.4	
Moderate risk	26.8	23.4	19.5	14.1	22.1	
Great risk	47.9	39.2	26.0	26.0	36.6	
N of Valid	1070	1079	904	519	3572	
N of Miss	55	24	22	16	117	

Table 123: How much do you think people risk harming themselves (physically or in other ways) if they: smoke marijuana once or twice a week?


Response	6	8	10	12	Total	
No risk	9.0	9.6	16.8	21.5	13.0	
Slight risk	6.0	11.1	17.3	19.2	12.3	
Moderate risk	17.6	22.2	23.5	21.7	21.1	
Great risk	67.5	57.1	42.4	37.5	53.6	
N of Valid	1054	1072	898	520	3544	
N of Miss	71	31	28	15	145	

Table 124: How much do you think people risk harming themselves (physically or in other ways) if they: take one or two drinks of an alcoholic beverage (beer, wine, liquor) nearly every day?


Response	6	8	10	12	Total	
No risk	9.5	9.0	10.2	10.5	9.7	
Slight risk	10.4	15.6	23.2	22.9	17.0	
Moderate risk	23.3	27.7	29.6	26.0	26.6	
Great risk	56.8	47.7	37.0	40.5	46.7	
N of Valid	1075	1082	901	523	3581	
N of Miss	50	21	25	12	108	

Table 125: How much do you think people risk harming themselves (physically or in other ways) if they: have five or more drinks of an alcoholic beverage once or twice each weekend?


Response	6	8	10	12	Total	
No risk	9.0	7.5	7.5	8.4	8.1	
Slight risk	6.1	8.3	15.8	17.0	10.8	
Moderate risk	19.4	24.1	29.5	25.1	24.2	
Great risk	65.4	60.1	47.2	49.4	56.9	
N of Valid	1075	1081	903	522	3581	
N of Miss	50	22	23	13	108	

Table 126: How much do you think people risk harming themselves (physically or in other ways) if they: use prescription drugs that are not prescribed to them?


Response	6	8	10	12	Total	
No risk	8.6	6.0	5.3	4.4	6.4	
Slight risk	3.5	5.5	7.0	8.4	5.7	
Moderate risk	12.1	15.0	21.2	21.5	16.6	
Great risk	75.8	73.5	66.5	65.7	71.3	
N of Valid	1075	1081	902	522	3580	
N of Miss	50	22	24	13	109	

Table 127: How much do you think people risk harming themselves (physically or in other ways) if they: use non-prescription drugs to get high?

Response	6	8	10	12	Total	
No risk	8.2	5.9	5.4	4.4	6.2	
Slight risk	1.9	4.7	5.2	7.5	4.4	
Moderate risk	10.4	13.6	17.4	16.5	14.0	
Great risk	79.5	75.8	72.0	71.6	75.3	
N of Valid	1078	1082	902	522	3584	
N of Miss	47	21	24	13	105	

Table 128: Have you ever used smokeless tobacco (chew, snuff, plug, dipping tobacco, or chewing tobacco)?

Response	6	8	10	12	Total	
Never	97.4	90.4	82.6	78.7	88.9	
Once or twice	2.1	6.1	7.5	8.8	5.6	
Once in a while but not regularly	0.3	1.6	3.6	4.6	2.1	
Regularly in the past	0.3	1.2	2.7	2.9	1.5	
Regularly now	0.0	0.7	3.5	5.0	1.8	
N of Valid	1104	1089	910	522	3625	
N of Miss	21	14	16	13	64	

Table 129: How often have you taken smokeless tobacco during the past 30 days?

Response	6	8	10	12	Total	
Not at all	99.4	96.1	91.7	90.2	95.2	
Once or twice	0.5	2.3	3.1	3.3	2.1	
Once or twice per week	0.0	0.6	1.1	1.0	0.6	
Three to five times per week	0.0	0.1	0.6	0.8	0.3	
About once a day	0.0	0.3	0.7	1.0	0.4	
More than once a day	0.1	0.6	2.9	3.8	1.5	
N of Valid	1102	1090	908	523	3623	
N of Miss	23	13	18	12	66	

Table 130: Have you ever smoked cigarettes?

Response	6	8	10	12	Total	
Never	95.5	84.9	69.8	60.2	80.8	
Once or Twice	3.5	10.3	14.9	13.4	9.8	
Once in a while but not regularly	0.4	2.3	6.7	10.7	4.0	
Regularly in the past	0.5	1.7	3.6	6.5	2.5	
Regularly now	0.2	0.7	5.0	9.2	2.8	
N of Valid	1104	1086	908	523	3621	
N of Miss	21	17	18	12	68	

Table 131: How frequently have you smoked cigarettes during the past 30 days?

Response	6	8	10	12	Total	
Not at all	99.5	97.3	89.3	77.9	93.2	
Less than one cigarette per day	0.2	1.7	5.0	11.2	3.5	
One to five cigarettes per day	0.3	0.7	4.4	6.1	2.3	
About one-half pack per day	0.0	0.1	0.8	3.0	0.7	
About one pack per day	0.0	0.0	0.4	1.0	0.2	
About one and one-half packs per day	0.0	0.1	0.0	0.8	0.1	
Two packs or more per day	0.0	0.0	0.1	0.0	0.0	
N of Valid	1104	1086	906	525	3621	
N of Miss	21	17	20	10	68	

Table 132: Which statement best describes rules about smoking inside your home?

Response	6	8	10	12	Total	
Smoking is not allowed anywhere inside your home	70.4	69.9	72.6	75.3	71.5	
Smoking is allowed in some places and at some times	8.1	6.8	6.9	5.0	7.0	
Smoking is allowed anywhere inside the home	3.0	2.8	4.0	4.4	3.4	
There are no rules about smoking inside the home	2.6	6.7	7.1	8.8	5.9	
I don't know	15.9	13.8	9.5	6.5	12.3	
N of Valid	1096	1082	905	522	3605	
N of Miss	29	21	21	13	84	

Table 133: Which statement best describes rules about smoking in your family cars?







Response	6	8	10	12	Total	
Smoking is never allowed in any car	69.5	62.4	63.2	65.3	65.2	
Smoking is allowed sometimes or in some cars	12.4	13.1	13.8	10.7	12.7	
Smoking is allowed in any car anytime	2.2	4.0	4.4	5.7	3.8	
There are no rules about smoking in the car	3.2	6.2	8.2	9.7	6.3	
We do not have a family car	0.9	1.3	0.9	1.9	1.2	
I don't know	11.9	13.0	9.5	6.7	10.8	
N of Valid	1097	1080	905	524	3606	
N of Miss	28	23	21	11	83	

Table 134: During this school year, were you taught in any of your classes about the dangers of tobacco use?






Response	6	8	10	12	Total	
Strongly agree	58.1	28.8	16.6	12.6	32.3	
Agree	21.9	33.6	29.8	27.8	28.3	
Disagree	4.6	10.8	15.0	14.8	10.5	
Strongly disagree	3.3	8.0	16.9	25.1	11.3	
I don't know	12.1	18.8	21.7	19.6	17.6	
N of Valid	1076	1071	895	514	3556	
N of Miss	49	32	31	21	133	

Table 135: During the past 12 months, have you participated in any community activities to discourage people your age from using cigarettes, chewing tobacco, snuff, dip or cigars?






Response	6	8	10	12	Total	
Strongly agree	36.4	18.5	13.9	14.2	22.1	
Agree	16.2	18.8	17.4	18.3	17.6	
Disagree	10.6	16.8	18.9	15.0	15.2	
Strongly disagree	13.3	21.6	28.3	34.8	22.7	
I don't know	23.4	24.4	21.5	17.9	22.4	
N of Valid	1054	1066	892	515	3527	
N of Miss	71	37	34	20	162	

Table 136: Think back over the last two weeks. How many times have you had five or more alcoholic drinks in a row?


Response	6	8	10	12	Total	
None	99.3	97.5	89.2	83.5	93.9	
Once	0.4	1.2	4.8	6.3	2.6	
Twice	0.1	0.9	2.4	4.4	1.6	
3-5 times	0.2	0.2	2.2	3.7	1.2	
6-9 times	0.0	0.1	0.8	0.8	0.3	
10 or more times	0.1	0.1	0.7	1.3	0.4	
N of Valid	1084	1078	904	520	3586	
N of Miss	41	25	22	15	103	

Table 137: During the past 30 days, how many times did you ride in a car or other vehicle driven by someone who had been drinking alcohol or using drugs to get high?


Response	6	8	10	12	Total	
0 times	93.2	90.1	83.1	80.3	87.9	
1 time	4.2	5.5	8.2	6.9	6.0	
2 or 3 times	1.2	2.7	4.5	7.9	3.5	
4 or 5 times	0.8	0.3	1.1	2.3	1.0	
6 or more times	0.6	1.4	3.0	2.5	1.7	
N of Valid	1081	1076	902	519	3578	
N of Miss	44	27	24	16	111	

Table 138: During the past 30 days, how many times did you drive a car or other vehicle when you had been drinking alcohol or using drugs to get high?


Response	6	8	10	12	Total	
I did not drive a car in the past 30 days	53.6	55.0	35.4	15.1	43.7	
0 times	45.4	44.0	60.4	73.9	53.0	
1 time	0.8	0.5	1.5	4.4	1.4	
2 or 3 times	0.1	0.2	1.2	3.1	0.9	
4 or 5 times	0.0	0.0	0.3	1.2	0.3	
6 or more times	0.1	0.4	1.1	2.3	0.8	
N of Valid	1037	1048	881	517	3483	
N of Miss	88	55	45	18	206	

Table 139: If you drank alcohol (not just a sip or taste) in the past year, how did you usually get it?













Response	6	8	10	12	Total	
I did not drink alcohol in the past year	96.1	87.7	67.5	55.0	80.4	
I bought it myself with a fake ID	0.1	0.2	0.5	0.4	0.3	
I bought it myself without a fake ID	0.0	0.0	0.7	0.4	0.2	
I got it from someone I know age 21 or older	0.7	3.5	8.7	23.9	6.9	
I got it from someone I know under age 21	0.1	1.8	6.3	7.0	3.2	
I got it from my brother or sister	0.3	0.2	0.9	0.8	0.5	
I got it from home with my parents' permission	0.1	1.3	4.4	4.7	2.2	
I got it from home without my parents' permission	0.2	1.7	2.6	1.0	1.4	
I got it from another relative	0.3	1.2	1.8	0.6	1.0	
A stranger bought it for me	0.1	0.0	0.8	0.8	0.3	
I took it from a store or shop	0.0	0.0	0.1	0.0	0.0	
Other	2.2	2.4	5.7	5.5	3.6	
N of Valid	1064	1066	883	511	3524	
N of Miss	61	37	43	24	165	

Table 140: If you drank alcohol (not just a sip or taste) in the past year, where did you usually drink it?











Response	6	8	10	12	Total	
I did not drink alcohol in the past year	98.1	88.8	67.3	55.3	81.4	
at my home	0.7	4.1	8.4	8.3	4.8	
at someone else's home	0.8	4.7	18.9	30.1	10.7	
at an open area like a park, beach, field, back road, woods, or a street corner	0.2	1.1	2.4	3.5	1.5	
at a sporting event or concert	0.0	0.1	0.9	0.8	0.4	
at a restaurant, bar, or a nightclub	0.1	0.4	0.3	0.8	0.3	
at an empty building or a construction site	0.0	0.3	0.1	0.0	0.1	
at a hotel/motel	0.0	0.2	0.6	0.4	0.3	
in a car	0.1	0.2	0.5	0.6	0.3	
at school	0.1	0.1	0.6	0.2	0.2	
N of Valid	1055	1065	879	508	3507	
N of Miss	70	38	47	27	182	

Table 141: How do you feel about someone your age having one or two drinks of an alcoholic beverage nearly every day?





Response	6	8	10	12	Total	
Neither approve nor disapprove	14.3	21.9	30.9	26.6	22.6	
Somewhat disapprove	3.6	11.7	19.0	22.2	12.6	
Strongly disapprove	70.0	57.3	41.6	43.0	55.1	
Don't know or can't say	12.1	9.1	8.6	8.3	9.7	
N of Valid	1064	1069	897	519	3549	
N of Miss	61	34	29	16	140	

Table 142: On how many occasions have you had alcoholic beverages (beer, wine or hard liquor) to drink in your lifetime - more than just a few sips?








Response	6	8	10	12	Total	
0	95.0	81.7	58.3	48.3	75.0	
01/02/13	3.9	9.5	13.7	10.2	8.9	
03/05/13	0.7	3.9	9.1	7.9	4.8	
06/09/13	0.2	2.1	5.1	5.4	2.8	
10/19/13	0.1	1.5	5.1	9.8	3.2	
20-39	0.0	0.8	4.4	7.5	2.5	
40	0.1	0.5	4.3	11.1	2.9	
N of Valid	1090	1076	903	522	3591	
N of Miss	35	27	23	13	98	

Table 143: On how many occasions have you drunk one of more drinks of an alcoholic beverage during the past 30 days?








Response	6	8	10	12	Total	
0	99.2	94.8	83.7	74.4	90.4	
01/02/13	0.7	3.9	9.8	13.5	5.8	
03/05/13	0.1	0.8	2.9	6.0	1.9	
06/09/13	0.0	0.5	2.0	4.2	1.3	
10/19/13	0.0	0.0	1.0	0.8	0.4	
20-39	0.0	0.0	0.1	0.6	0.1	
40	0.0	0.0	0.6	0.6	0.2	
N of Valid	1088	1073	901	520	3582	
N of Miss	37	30	25	15	107	

Table 144: On how many occasions have you used marijuana (grass, pot) or hashish (hash, hash oil) in your lifetime?








Response	6	8	10	12	Total	
0	99.5	93.7	81.7	70.3	89.1	
01/02/13	0.2	2.5	4.6	6.2	2.9	
03/05/13	0.2	1.4	2.8	4.2	1.8	
06/09/13	0.1	0.5	2.9	3.1	1.3	
10/19/13	0.0	0.5	1.9	3.9	1.2	
20-39	0.0	0.6	0.9	2.7	0.8	
40	0.0	0.8	5.2	9.7	3.0	
N of Valid	1088	1068	896	518	3570	
N of Miss	37	35	30	17	119	

Table 145: On how many occasions have you used marijuana (grass, pot) or hashish (hash, hash oil) during the past 30 days?








Response	6	8	10	12	Total	
0	99.8	98.1	91.1	85.7	95.1	
01/02/13	0.1	1.1	3.6	5.2	2.0	
03/05/13	0.1	0.5	1.6	1.7	0.8	
06/09/13	0.0	0.1	1.0	2.3	0.6	
10/19/13	0.0	0.1	1.2	2.3	0.7	
20-39	0.0	0.1	0.7	1.0	0.3	
40	0.0	0.0	0.9	1.7	0.5	
N of Valid	1089	1069	896	519	3573	
N of Miss	36	34	30	16	116	

Table 146: On how many occasions have you used LSD or other psychedelics in your lifetime?






Response	6	8	10	12	Total	
0	100.0	99.6	98.8	96.7	99.1	
01/02/13	0.0	0.4	0.7	1.5	0.5	
03/05/13	0.0	0.0	0.2	0.6	0.1	
06/09/13	0.0	0.0	0.1	0.8	0.1	
10/19/13	0.0	0.0	0.2	0.4	0.1	
20-39	0.0	0.0	0.0	0.0	0.0	
40	0.0	0.0	0.0	0.0	0.0	
N of Valid	1081	1073	898	518	3570	
N of Miss	44	30	28	17	119	

Table 147: On how many occasions have you used LSD or other psychedelics during the past 30 days?


Response	6	8	10	12	Total	
0	100.0	99.9	99.8	99.4	99.8	
01/02/13	0.0	0.1	0.1	0.6	0.1	
03/05/13	0.0	0.0	0.1	0.0	0.0	
06/09/13	0.0	0.0	0.0	0.0	0.0	
10/19/13	0.0	0.0	0.0	0.0	0.0	
20-39	0.0	0.0	0.0	0.0	0.0	
40	0.0	0.0	0.0	0.0	0.0	
N of Valid	1077	1071	895	517	3560	
N of Miss	48	32	31	18	129	

Table 148: On how many occasions have you used cocaine or crack in your lifetime?


Response	6	8	10	12	Total	
0	99.8	99.7	98.9	95.9	99.0	
01/02/13	0.2	0.3	0.6	3.3	0.8	
03/05/13	0.0	0.0	0.2	0.2	0.1	
06/09/13	0.0	0.0	0.0	0.2	0.0	
10/19/13	0.0	0.0	0.2	0.2	0.1	
20-39	0.0	0.0	0.1	0.2	0.1	
40	0.0	0.0	0.0	0.0	0.0	
N of Valid	1087	1071	896	517	3571	
N of Miss	38	32	30	18	118	

Table 149: On how many occasions have you used cocaine or crack during the past 30 days?


Response	6	8	10	12	Total	
0	99.9	100.0	99.7	99.6	99.8	
01/02/13	0.1	0.0	0.3	0.4	0.2	
03/05/13	0.0	0.0	0.0	0.0	0.0	
06/09/13	0.0	0.0	0.0	0.0	0.0	
10/19/13	0.0	0.0	0.0	0.0	0.0	
20-39	0.0	0.0	0.0	0.0	0.0	
40	0.0	0.0	0.0	0.0	0.0	
N of Valid	1087	1069	895	516	3567	
N of Miss	38	34	31	19	122	

Table 150: On how many occasions have you sniffed glue, breathed the contents of an aerosol spray can, or inhaled other gases or sprays, in order to get high in your lifetime?


Response	6	8	10	12	Total	
0	97.2	94.8	94.1	91.7	94.9	
01/02/13	1.7	3.3	3.0	3.1	2.7	
03/05/13	0.7	0.6	1.3	2.5	1.1	
06/09/13	0.2	0.6	0.8	1.0	0.6	
10/19/13	0.2	0.1	0.8	0.4	0.3	
20-39	0.0	0.1	0.0	0.6	0.1	
40	0.0	0.7	0.0	0.8	0.3	
N of Valid	1086	1072	896	519	3573	
N of Miss	39	31	30	16	116	

Table 151: On how many occasions have you sniffed glue, breathed the contents of an aerosol spray can, or inhaled other gases or sprays, in order to get high during the past 30 days?


Response	6	8	10	12	Total	
0	99.2	98.3	99.0	97.9	98.7	
01/02/13	0.6	0.9	0.8	1.7	0.9	
03/05/13	0.1	0.4	0.1	0.0	0.2	
06/09/13	0.0	0.1	0.1	0.2	0.1	
10/19/13	0.0	0.2	0.0	0.2	0.1	
20-39	0.0	0.1	0.0	0.0	0.0	
40	0.1	0.0	0.0	0.0	0.0	
N of Valid	1086	1073	895	519	3573	
N of Miss	39	30	31	16	116	

Table 152: On how many occasions have you used Daztrex in your lifetime?


Response	6	8	10	12	Total	
0	100.0	100.0	100.0	100.0	100.0	
01/02/13	0.0	0.0	0.0	0.0	0.0	
03/05/13	0.0	0.0	0.0	0.0	0.0	
06/09/13	0.0	0.0	0.0	0.0	0.0	
10/19/13	0.0	0.0	0.0	0.0	0.0	
20-39	0.0	0.0	0.0	0.0	0.0	
40	0.0	0.0	0.0	0.0	0.0	
N of Valid	1074	1065	894	516	3549	
N of Miss	51	38	32	19	140	

Table 153: On how many occasions have you used Daztrex during the past 30 days?


Response	6	8	10	12	Total	
0	100.0	100.0	100.0	100.0	100.0	
01/02/13	0.0	0.0	0.0	0.0	0.0	
03/05/13	0.0	0.0	0.0	0.0	0.0	
06/09/13	0.0	0.0	0.0	0.0	0.0	
10/19/13	0.0	0.0	0.0	0.0	0.0	
20-39	0.0	0.0	0.0	0.0	0.0	
40	0.0	0.0	0.0	0.0	0.0	
N of Valid	1069	1065	894	517	3545	
N of Miss	56	38	32	18	144	

Table 154: On how many occasions have you used synthetic marijuana in your lifetime?








Response	6	8	10	12	Total	
0	99.5	98.6	95.8	92.3	97.3	
01/02/13	0.4	1.0	2.1	4.1	1.5	
03/05/13	0.1	0.3	0.6	1.2	0.4	
06/09/13	0.0	0.1	0.3	1.2	0.3	
10/19/13	0.0	0.0	0.9	0.6	0.3	
20-39	0.0	0.0	0.1	0.4	0.1	
40	0.0	0.0	0.2	0.4	0.1	
N of Valid	1084	1070	898	518	3570	
N of Miss	41	33	28	17	119	

Table 155: On how many occasions have you used synthetic marijuana during the past 30 days?


Response	6	8	10	12	Total	
0	99.9	99.5	98.3	99.8	99.4	
01/02/13	0.0	0.5	0.9	0.2	0.4	
03/05/13	0.1	0.0	0.2	0.0	0.1	
06/09/13	0.0	0.0	0.0	0.0	0.0	
10/19/13	0.0	0.0	0.4	0.0	0.1	
20-39	0.0	0.0	0.0	0.0	0.0	
40	0.0	0.0	0.1	0.0	0.0	
N of Valid	1083	1065	894	517	3559	
N of Miss	42	38	32	18	130	

Table 156: On how many occasions have you used methamphetamines (meth, speed, crank, crystal meth) in your lifetime?


Response	6	8	10	12	Total	
0	99.9	99.9	99.6	98.1	99.6	
01/02/13	0.1	0.1	0.1	1.0	0.2	
03/05/13	0.0	0.0	0.2	0.4	0.1	
06/09/13	0.0	0.0	0.0	0.2	0.0	
10/19/13	0.0	0.0	0.1	0.2	0.1	
20-39	0.0	0.0	0.0	0.2	0.0	
40	0.0	0.0	0.0	0.0	0.0	
N of Valid	1079	1067	895	517	3558	
N of Miss	46	36	31	18	131	

Table 157: On how many occasions have you used methamphetamines (meth, speed, crank, crystal meth) in the past 30 days?


Response	6	8	10	12	Total	
0	100.0	100.0	99.7	99.6	99.9	
01/02/13	0.0	0.0	0.3	0.2	0.1	
03/05/13	0.0	0.0	0.0	0.0	0.0	
06/09/13	0.0	0.0	0.0	0.2	0.0	
10/19/13	0.0	0.0	0.0	0.0	0.0	
20-39	0.0	0.0	0.0	0.0	0.0	
40	0.0	0.0	0.0	0.0	0.0	
N of Valid	1082	1068	897	519	3566	
N of Miss	43	35	29	16	123	

Table 158: On how many occasions have you used other chemical products (bath salts, plant food, etc.) in your lifetime?


Response	6	8	10	12	Total	
0	98.9	99.3	99.0	99.8	99.2	
01/02/13	0.8	0.3	0.7	0.2	0.5	
03/05/13	0.2	0.1	0.2	0.0	0.1	
06/09/13	0.0	0.1	0.0	0.0	0.0	
10/19/13	0.1	0.0	0.0	0.0	0.0	
20-39	0.0	0.0	0.0	0.0	0.0	
40	0.0	0.2	0.1	0.0	0.1	
N of Valid	1081	1064	896	518	3559	
N of Miss	44	39	30	17	130	

Table 159: On how many occasions have you used other chemical products (bath salts, plant food, etc.) during the past 30 days?


Response	6	8	10	12	Total	
0	99.7	99.6	99.6	100.0	99.7	
01/02/13	0.3	0.1	0.4	0.0	0.2	
03/05/13	0.0	0.1	0.0	0.0	0.0	
06/09/13	0.0	0.1	0.0	0.0	0.0	
10/19/13	0.0	0.0	0.0	0.0	0.0	
20-39	0.0	0.0	0.0	0.0	0.0	
40	0.0	0.1	0.0	0.0	0.0	
N of Valid	1074	1065	893	517	3549	
N of Miss	51	38	33	18	140	

Table 160: On how many occasions have you used heroin or other opiates in your lifetime?


Response	6	8	10	12	Total	
0	99.9	99.8	99.3	99.4	99.7	
01/02/13	0.1	0.2	0.3	0.2	0.2	
03/05/13	0.0	0.0	0.2	0.0	0.1	
06/09/13	0.0	0.0	0.1	0.2	0.1	
10/19/13	0.0	0.0	0.0	0.0	0.0	
20-39	0.0	0.0	0.0	0.0	0.0	
40	0.0	0.0	0.0	0.2	0.0	
N of Valid	1076	1065	895	518	3554	
N of Miss	49	38	31	17	135	

Table 161: On how many occasions have you used heroin or other opiates during the past 30 days?


Response	6	8	10	12	Total	
0	99.9	100.0	99.6	100.0	99.9	
01/02/13	0.1	0.0	0.3	0.0	0.1	
03/05/13	0.0	0.0	0.1	0.0	0.0	
06/09/13	0.0	0.0	0.0	0.0	0.0	
10/19/13	0.0	0.0	0.0	0.0	0.0	
20-39	0.0	0.0	0.0	0.0	0.0	
40	0.0	0.0	0.0	0.0	0.0	
N of Valid	1072	1064	896	517	3549	
N of Miss	53	39	30	18	140	

Table 162: On how many occasions have you used MDMA ('X', 'E', or ecstasy) in your lifetime?


Response	6	8	10	12	Total	
0	99.8	99.5	97.6	96.5	98.7	
01/02/13	0.1	0.4	1.4	2.1	0.8	
03/05/13	0.1	0.0	0.3	0.8	0.2	
06/09/13	0.0	0.1	0.2	0.2	0.1	
10/19/13	0.0	0.0	0.3	0.0	0.1	
20-39	0.0	0.0	0.0	0.2	0.0	
40	0.0	0.0	0.1	0.2	0.1	
N of Valid	1071	1061	900	514	3546	
N of Miss	54	42	26	21	143	

Table 163: On how many occasions have you used MDMA ('X', 'E', or ecstasy) during the past 30 days?


Response	6	8	10	12	Total	
0	100.0	99.8	99.2	99.8	99.7	
01/02/13	0.0	0.1	0.3	0.0	0.1	
03/05/13	0.0	0.1	0.3	0.2	0.1	
06/09/13	0.0	0.0	0.1	0.0	0.0	
10/19/13	0.0	0.0	0.0	0.0	0.0	
20-39	0.0	0.0	0.0	0.0	0.0	
40	0.0	0.0	0.0	0.0	0.0	
N of Valid	1070	1059	895	513	3537	
N of Miss	55	44	31	22	152	

Table 164: On how many occasions have you taken prescription drugs (such as Valium, Xanax, Ritalin, Adderall, OxyContin, Darvocet, or sleeping pills) not prescribed to you in your lifetime?








Response	6	8	10	12	Total	
0	98.0	96.7	90.9	83.7	93.7	
01/02/13	1.4	1.6	2.8	4.1	2.2	
03/05/13	0.2	1.0	2.1	2.7	1.3	
06/09/13	0.1	0.2	1.0	3.5	0.8	
10/19/13	0.1	0.2	2.0	2.1	0.9	
20-39	0.0	0.1	0.3	2.1	0.4	
40	0.3	0.2	0.9	1.7	0.6	
N of Valid	1077	1063	897	516	3553	
N of Miss	48	40	29	19	136	

Table 165: On how many occasions have you taken prescription drugs (such as Valium, Xanax, Ritalin, Adderall, OxyContin, Darvocet, or sleeping pills) not prescribed to you during the past 30 days?








Response	6	8	10	12	Total	
0	99.0	98.1	96.0	92.8	97.1	
01/02/13	0.4	1.2	2.6	4.7	1.8	
03/05/13	0.2	0.5	0.6	0.8	0.5	
06/09/13	0.1	0.0	0.7	1.2	0.4	
10/19/13	0.1	0.1	0.2	0.4	0.2	
20-39	0.1	0.1	0.0	0.0	0.1	
40	0.2	0.0	0.0	0.2	0.1	
N of Valid	1075	1062	894	516	3547	
N of Miss	50	41	32	19	142	

Table 166: On how many occasions have you taken non-prescription medicines such as diet pills (for example, Dietac, Dexatrim or Prolamine), stay-awake pills (for example No-Doz, Vivarin, or Wake), or cough or cold medicines (robos, DXM, etc.) to get high in your lifetime?








Response	6	8	10	12	Total	
0	99.4	98.2	95.1	94.6	97.2	
01/02/13	0.3	0.8	1.7	1.4	1.0	
03/05/13	0.1	0.4	0.8	1.4	0.5	
06/09/13	0.2	0.2	1.0	0.8	0.5	
10/19/13	0.0	0.1	0.9	0.8	0.4	
20-39	0.0	0.3	0.1	0.4	0.2	
40	0.1	0.0	0.4	0.8	0.3	
N of Valid	1079	1059	898	515	3551	
N of Miss	46	44	28	20	138	

Table 167: On how many occasions have you taken non-prescription medicines such as diet pills (for example, Dietac, Dexatrim or Prolamine), stay-awake pills (for example No-Doz, Vivarin, or Wake), or cough or cold medicines (robos, DXM, etc.) to get high during the past 30 days?








Response	6	8	10	12	Total	
0	99.7	99.2	97.5	97.1	98.6	
01/02/13	0.1	0.4	1.3	1.4	0.7	
03/05/13	0.1	0.4	0.7	1.0	0.5	
06/09/13	0.1	0.0	0.2	0.0	0.1	
10/19/13	0.0	0.0	0.1	0.2	0.1	
20-39	0.0	0.0	0.0	0.2	0.0	
40	0.0	0.0	0.1	0.2	0.1	
N of Valid	1079	1063	896	515	3553	
N of Miss	46	40	30	20	136	

Table 168: On how many occasions have you been drunk or very high from drinking alcoholic beverages during the past 30 days?








Response	6	8	10	12	Total	
0	99.7	97.9	90.7	85.2	94.8	
01/02/13	0.2	1.6	4.8	8.5	3.0	
03/05/13	0.1	0.2	1.8	3.3	1.0	
06/09/13	0.0	0.2	1.6	0.8	0.6	
10/19/13	0.0	0.0	0.6	1.4	0.3	
20-39	0.0	0.1	0.2	0.2	0.1	
40	0.0	0.0	0.3	0.6	0.2	
N of Valid	1077	1060	891	515	3543	
N of Miss	48	43	35	20	146	

Table 169: On how many occasions have you drunk flavored alcoholic beverages, sometimes called 'alcopops' (like Mike's Hard Lemonade, Smirnoff Ice, Bacardi Breezers, etc.) in your lifetime?








Response	6	8	10	12	Total	
0	97.8	89.4	72.7	63.6	84.0	
01/02/13	2.0	5.6	9.9	8.3	6.0	
03/05/13	0.2	2.7	7.0	6.8	3.6	
06/09/13	0.1	0.9	3.4	7.0	2.1	
10/19/13	0.0	0.8	2.9	5.2	1.7	
20-39	0.0	0.5	2.0	3.7	1.2	
40	0.0	0.2	2.1	5.4	1.4	
N of Valid	1076	1057	891	516	3540	
N of Miss	49	46	35	19	149	

Table 170: On how many occasions have you drunk flavored alcoholic beverages, sometimes called 'alcopops' (like Mike's Hard Lemonade, Smirnoff Ice, Bacardi Breezers, etc.) during the past 30 days?








Response	6	8	10	12	Total	
0	99.7	96.4	89.2	86.1	94.1	
01/02/13	0.3	2.5	6.4	8.9	3.7	
03/05/13	0.0	0.8	2.4	3.9	1.4	
06/09/13	0.0	0.1	1.0	0.8	0.4	
10/19/13	0.0	0.1	0.6	0.4	0.2	
20-39	0.0	0.1	0.2	0.0	0.1	
40	0.0	0.0	0.2	0.0	0.1	
N of Valid	1079	1060	889	518	3546	
N of Miss	46	43	37	17	143	

Table 171: If you used prescription drugs or over the counter drugs without a doctor telling you to use it or for the purpose of getting high, where did you get these drugs?












Response	6	8	10	12	Total	
I did not use prescription drugs or over the counter drugs to get high.	99.1	97.1	92.6	86.1	94.9	
I bought it or took it from a store or shop.	0.1	0.4	0.3	1.0	0.4	
I got it from my parents with permission.	0.5	0.5	0.2	1.6	0.6	
I got it from home without permission.	0.1	0.3	0.9	1.6	0.6	
I got it from a relative with permission.	0.0	0.1	0.7	0.4	0.3	
I got it from a relative without permission.	0.0	0.1	0.5	0.2	0.2	
I got it from a friends home with permission.	0.0	0.3	0.3	1.4	0.4	
I got it from a friends home without permission.	0.0	0.2	0.3	0.2	0.2	
I got it from a friend while at school.	0.0	0.3	0.9	1.0	0.5	
I got it from a friend while at a party.	0.1	0.5	0.9	0.8	0.5	
I got it from a friend, elsewhere	0.2	0.3	2.3	5.9	1.6	
N of Valid	1060	1038	875	509	3482	
N of Miss	65	65	51	26	207	

Table 172: During the last month, about how many marijuana cigarettes, or the equivalent, did you smoke a day, on the average?


Response	6	8	10	12	Total	
None	99.6	96.7	90.8	86.7	94.6	
Less than 1 a day	0.1	1.5	3.5	6.8	2.4	
1 a day	0.0	0.6	0.8	2.1	0.7	
2-3 a day	0.1	0.8	2.4	2.5	1.2	
4-6 a day	0.2	0.2	1.5	1.6	0.7	
7-10 a day	0.0	0.2	0.2	0.0	0.1	
11 or more a day	0.0	0.1	0.8	0.2	0.3	
N of Valid	1071	1049	878	512	3510	
N of Miss	54	54	48	23	179	

Table 173: How wrong do your friends feel it would be for YOU to: drink alcohol?


Response	6	8	10	12	Total	
Very wrong	89.1	70.7	43.6	41.6	65.3	
Wrong	8.0	18.2	24.6	23.5	17.5	
A little bit wrong	2.2	6.8	18.0	19.2	10.0	
Not wrong at all	0.7	4.3	13.8	15.7	7.2	
N of Valid	1071	1046	878	510	3505	
N of Miss	54	57	48	25	184	

Table 174: How wrong do your friends feel it would be for YOU to: smoke tobacco?


Response	6	8	10	12	Total	
Very wrong	92.3	77.8	50.9	42.4	70.4	
Wrong	5.4	12.5	20.9	17.9	13.2	
A little bit wrong	1.3	6.1	13.8	15.7	8.0	
Not wrong at all	0.9	3.6	14.5	24.0	8.5	
N of Valid	1071	1044	877	509	3501	
N of Miss	54	59	49	26	188	

Table 175: How wrong do your friends feel it would be for YOU to: smoke marijuana?





Response	6	8	10	12	Total	
Very wrong	94.4	81.1	53.2	47.1	73.2	
Wrong	3.8	8.7	17.5	14.1	10.2	
A little bit wrong	0.9	4.9	12.4	15.3	7.1	
Not wrong at all	0.9	5.3	16.9	23.5	9.5	
N of Valid	1066	1044	878	510	3498	
N of Miss	59	59	48	25	191	

Table 176: How wrong do your friends feel it would be for YOU to: use prescription drugs not prescribed to you





Response	6	8	10	12	Total	
Very wrong	90.3	81.6	65.5	60.7	77.2	
Wrong	7.0	12.2	18.5	18.2	13.1	
A little bit wrong	1.8	3.5	9.0	13.9	5.9	
Not wrong at all	0.8	2.8	7.1	7.2	3.9	
N of Valid	1067	1043	877	511	3498	
N of Miss	58	60	49	24	191	

Table 177: How wrong would most adults (over 21) in your neighborhood think it is for kids your age: to use marijuana?





Response	6	8	10	12	Total	
Very wrong	93.0	83.0	71.4	68.2	80.9	
Wrong	4.6	11.4	14.6	17.4	11.0	
A little bit wrong	1.5	3.1	8.6	7.6	4.6	
Not wrong at all	0.9	2.5	5.5	6.8	3.4	
N of Valid	1055	1042	877	512	3486	
N of Miss	70	61	49	23	203	

Table 178: How wrong would most adults (over 21) in your neighborhood think it is for kids your age: to drink alcohol?





Response	6	8	10	12	Total	
Very wrong	89.8	76.0	61.2	57.6	73.8	
Wrong	7.0	16.4	19.9	23.0	15.4	
A little bit wrong	1.8	4.7	12.0	11.9	6.7	
Not wrong at all	1.3	3.0	6.9	7.4	4.1	
N of Valid	1053	1044	874	512	3483	
N of Miss	72	59	52	23	206	

Table 179: How wrong would most adults (over 21) in your neighborhood think it is for kids your age: to smoke cigarettes?





Response	6	8	10	12	Total	
Very wrong	88.1	77.0	64.1	56.8	74.1	
Wrong	7.8	14.8	19.1	20.7	14.6	
A little bit wrong	2.7	5.1	10.0	12.3	6.6	
Not wrong at all	1.4	3.2	6.9	10.2	4.6	
N of Valid	1049	1042	874	511	3476	
N of Miss	76	61	52	24	213	

Table 180: How much do each of the following statements describe your neighborhood? crime and/or drug selling





Response	6	8	10	12	Total	
NO!	83.0	72.0	65.3	70.6	73.4	
no	10.4	18.5	20.0	18.3	16.4	
yes	4.6	7.0	10.7	7.7	7.3	
YES!	2.0	2.6	4.0	3.4	2.9	
N of Valid	1039	1034	873	507	3453	
N of Miss	86	69	53	28	236	

Table 181: How much do each of the following statements describe your neighborhood? fights





Response	6	8	10	12	Total	
NO!	72.7	65.1	61.9	69.2	67.2	
no	15.1	19.9	21.6	20.4	19.0	
yes	9.3	10.4	11.9	7.9	10.1	
YES!	2.9	4.7	4.6	2.6	3.8	
N of Valid	1032	1031	869	506	3438	
N of Miss	93	72	57	29	251	

Table 182: How much do each of the following statements describe your neighborhood? lots of empty or abandoned buildings





Response	6	8	10	12	Total	
NO!	78.4	72.4	68.8	71.4	73.1	
no	14.7	20.5	23.3	21.1	19.5	
yes	5.8	5.5	5.7	4.5	5.5	
YES!	1.2	1.6	2.2	3.0	1.8	
N of Valid	1037	1028	872	507	3444	
N of Miss	88	75	54	28	245	

Table 183: How much do each of the following statements describe your neighborhood? lots of graffiti





Response	6	8	10	12	Total	
NO!	86.0	78.0	74.3	78.6	79.5	
no	10.8	18.7	21.1	18.8	16.9	
yes	2.1	2.6	2.8	1.4	2.3	
YES!	1.2	0.7	1.9	1.2	1.2	
N of Valid	1020	1024	864	504	3412	
N of Miss	105	79	62	31	277	

Table 184: I feel safe in my neighborhood.





Response	6	8	10	12	Total	
NO!	6.2	6.5	6.5	6.1	6.3	
no	6.5	6.6	8.0	5.9	6.8	
yes	27.2	31.7	34.9	30.8	31.0	
YES!	60.2	55.2	50.6	57.2	55.9	
N of Valid	1052	1034	865	507	3458	
N of Miss	73	69	61	28	231	

Table 185: If a kid smoked marijuana in your neighborhood would he or she be caught by the police?





Response	6	8	10	12	Total	
NO!	5.7	11.6	17.7	20.2	12.6	
no	13.0	27.0	42.2	45.8	29.3	
yes	27.4	30.7	24.9	20.9	26.8	
YES!	54.0	30.8	15.3	13.0	31.3	
N of Valid	1026	1024	844	506	3400	
N of Miss	99	79	82	29	289	

Table 186: If a kid drank some beer, wine or hard liquor (for example, vodka, whiskey, or gin) in your neighborhood would he or she be caught by the police?





Response	6	8	10	12	Total	
NO!	6.7	14.6	20.7	26.3	15.5	
no	17.7	33.9	50.2	49.8	35.5	
yes	29.4	27.9	17.3	16.6	24.0	
YES!	46.2	23.7	11.8	7.3	25.1	
N of Valid	1021	1023	846	506	3396	
N of Miss	104	80	80	29	293	

Table 187: If a kid carried a handgun in your neighborhood would he or she be caught by the police?

Response	6	8	10	12	Total	
NO!	6.5	12.1	15.2	18.7	12.2	
no	13.5	21.9	29.7	35.1	23.3	
yes	22.1	31.3	29.9	25.4	27.3	
YES!	58.0	34.7	25.2	20.8	37.3	
N of Valid	1018	1024	844	504	3390	
N of Miss	107	79	82	31	299	

Table 188: If you wanted to get some cigarettes, how easy would it be for you to get some?

Response	6	8	10	12	Total	
Very hard	81.3	60.5	29.6	19.2	51.9	
Sort of hard	9.2	13.8	16.5	10.0	12.7	
Sort of easy	4.1	13.3	23.2	15.8	13.7	
Very easy	5.3	12.4	30.7	55.1	21.8	
N of Valid	898	1022	846	501	3267	
N of Miss	227	81	80	34	422	

Table 189: If you wanted to get some beer, wine or hard liquor (for example, vodka, whiskey, or gin), how easy would it be for you to get some?

Response	6	8	10	12	Total	
Very hard	78.5	57.9	29.9	21.9	50.7	
Sort of hard	10.0	15.3	17.2	12.2	13.9	
Sort of easy	6.9	13.9	20.3	26.1	15.5	
Very easy	4.6	12.9	32.6	39.8	19.9	
N of Valid	894	1018	847	502	3261	
N of Miss	231	85	79	33	428	

Table 190: If you wanted to get a drug like cocaine, LSD, or amphetamines, how easy would it be for you to get some?


Response	6	8	10	12	Total	
Very hard	95.2	86.9	68.7	61.7	80.6	
Sort of hard	2.7	6.7	18.9	17.9	10.5	
Sort of easy	1.0	2.7	6.2	10.7	4.4	
Very easy	1.1	3.7	6.2	9.7	4.6	
N of Valid	889	1018	841	504	3252	
N of Miss	236	85	85	31	437	

Table 191: If you wanted to get a handgun, how easy would it be for you to get one?


Response	6	8	10	12	Total	
Very hard	76.5	65.3	53.1	51.7	63.1	
Sort of hard	11.0	13.9	16.3	15.7	14.0	
Sort of easy	7.0	10.1	13.7	12.9	10.6	
Very easy	5.5	10.7	17.0	19.7	12.3	
N of Valid	888	1020	842	503	3253	
N of Miss	237	83	84	32	436	

Table 192: If you wanted to get some marijuana, how easy would it be for you to get some?


Response	6	8	10	12	Total	
Very hard	92.2	78.2	45.4	36.1	67.0	
Sort of hard	4.2	7.0	13.8	10.2	8.5	
Sort of easy	2.3	6.3	16.8	17.0	9.6	
Very easy	1.4	8.5	24.0	36.7	14.9	
N of Valid	882	1014	841	499	3236	
N of Miss	243	89	85	36	453	

Table 193: If you wanted to get prescription drugs for the purpose of getting high, how easy would it be for you to get some?

Response	6	8	10	12	Total	
Very hard	86.2	69.5	44.2	36.5	62.3	
Sort of hard	6.7	9.8	16.1	14.3	11.3	
Sort of easy	3.4	9.3	17.1	22.3	11.7	
Very easy	3.7	11.5	22.6	26.9	14.7	
N of Valid	882	1015	841	502	3240	
N of Miss	243	88	85	33	449	

Table 194: If you wanted to get synthetic marijuana such as K2 or chemical products such as bath salts to get high, how easy would it be for you to get some?

Response	6	8	10	12	Total	
Very hard	94.8	86.7	66.8	56.9	79.2	
Sort of hard	2.9	6.1	15.0	17.0	9.2	
Sort of easy	1.4	3.2	9.3	11.2	5.5	
Very easy	0.9	3.9	8.9	15.0	6.1	
N of Valid	884	1018	841	501	3244	
N of Miss	241	85	85	34	445	

Table 195: If you wanted to get steroids to enhance athletic performance, how easy would it be for you to get some?

Response	6	8	10	12	Total	
Very hard	92.3	84.8	66.8	60.8	78.5	
Sort of hard	4.9	7.5	16.7	17.8	10.8	
Sort of easy	1.4	3.6	8.7	10.8	5.4	
Very easy	1.5	4.0	7.8	10.6	5.3	
N of Valid	883	1016	838	500	3237	
N of Miss	242	87	88	35	452	

Table 196: During the past 12 months, have you participated in any alcohol prevention programs or seen any alcohol prevention messages in your school or community? Yes, a school-based program focused on preventing underage drinking and/or drinking and driving.



Response	6	8	10	12	Total	
No	45.9	67.2	74.2	76.8	63.8	
Yes	54.1	32.8	25.8	23.2	36.2	
N of Valid	1125	1103	926	535	3689	
N of Miss	0	0	0	0	0	

Table 197: During the past 12 months, have you participated in any alcohol prevention programs or seen any alcohol prevention messages in your school or community? Yes, a community-based program focused on preventing underage drinking and/or drinking and driving (for example, through your church or temple or through youth groups like Boys and Girls Club or 4-H).



Response	6	8	10	12	Total	
No	74.8	88.5	91.0	91.8	85.4	
Yes	25.2	11.5	9.0	8.2	14.6	
N of Valid	1125	1103	926	535	3689	
N of Miss	0	0	0	0	0	

Table 198: During the past 12 months, have you participated in any alcohol prevention programs or seen any alcohol prevention messages in your school or community? Yes, a media campaign addressing underage drinking and/or drinking and driving (for example, newspaper ads, posters, pamphlets, radio, TV).



Response	6	8	10	12	Total	
No	74.7	87.6	89.7	91.4	84.7	
Yes	25.3	12.4	10.3	8.6	15.3	
N of Valid	1125	1103	926	535	3689	
N of Miss	0	0	0	0	0	

Table 199: During the past 12 months, have you participated in any alcohol prevention programs or seen any alcohol prevention messages in your school or community? No



Response	6	8	10	12	Total	
No	70.1	49.9	43.7	37.6	52.7	
Yes	29.9	50.1	56.3	62.4	47.3	
N of Valid	1125	1103	926	535	3689	
N of Miss	0	0	0	0	0	

Table 200: How wrong do your parents feel it would be for YOU to: drink beer, wine or hard liquor (for example, vodka, whiskey or gin) regularly?





Response	6	8	10	12	Total	
Very wrong	96.2	88.5	81.9	78.4	87.7	
Wrong	3.0	7.3	11.4	13.5	7.9	
A little bit wrong	0.6	3.2	6.0	5.8	3.5	
Not wrong at all	0.3	1.0	0.7	2.4	0.9	
N of Valid	1043	1020	844	504	3411	
N of Miss	82	83	82	31	278	

Table 201: How wrong do your parents feel it would be for YOU to: smoke tobacco?





Response	6	8	10	12	Total	
Very wrong	97.4	91.5	85.0	74.7	89.2	
Wrong	1.9	5.8	9.1	13.7	6.6	
A little bit wrong	0.2	1.6	4.7	6.5	2.7	
Not wrong at all	0.5	1.1	1.2	5.1	1.5	
N of Valid	1044	1017	846	505	3412	
N of Miss	81	86	80	30	277	

Table 202: How wrong do your parents feel it would be for YOU to: smoke marijuana?





Response	6	8	10	12	Total	
Very wrong	98.8	93.1	86.1	79.7	91.1	
Wrong	0.6	3.8	7.7	10.1	4.7	
A little bit wrong	0.2	2.1	3.7	5.3	2.4	
Not wrong at all	0.4	1.1	2.5	4.9	1.8	
N of Valid	1035	1013	842	507	3397	
N of Miss	90	90	84	28	292	

Table 203: How wrong do your parents feel it would be for YOU to: use prescription drugs not prescribed to you?





Response	6	8	10	12	Total	
Very wrong	96.9	93.5	90.4	88.9	93.1	
Wrong	1.9	5.0	6.0	6.2	4.5	
A little bit wrong	0.6	0.6	2.0	2.8	1.3	
Not wrong at all	0.6	0.9	1.5	2.2	1.1	
N of Valid	1035	1019	843	504	3401	
N of Miss	90	84	83	31	288	

Table 204: How wrong do your parents feel it would be for YOU to: steal something worth more than \$5?





Response	6	8	10	12	Total	
Very wrong	91.1	87.3	85.0	87.9	88.0	
Wrong	7.2	10.0	11.2	8.3	9.2	
A little bit wrong	1.2	2.0	3.6	2.6	2.2	
Not wrong at all	0.5	0.7	0.2	1.2	0.6	
N of Valid	1037	1016	842	504	3399	
N of Miss	88	87	84	31	290	

Table 205: How wrong do your parents feel it would be for YOU to: draw graffiti, write things, or draw pictures on buildings or other property (without the owner's permission)?





Response	6	8	10	12	Total	
Very wrong	93.8	89.2	84.0	83.6	88.5	
Wrong	4.3	7.6	11.8	10.7	8.1	
A little bit wrong	1.2	2.2	3.3	4.1	2.4	
Not wrong at all	0.8	1.1	0.8	1.6	1.0	
N of Valid	1035	1015	840	507	3397	
N of Miss	90	88	86	28	292	

Table 206: How wrong do your parents feel it would be for YOU to: pick a fight with someone?





Response	6	8	10	12	Total	
Very wrong	81.1	68.0	59.8	61.3	69.0	
Wrong	12.5	19.9	22.7	24.5	19.0	
A little bit wrong	4.4	8.9	14.0	10.5	9.0	
Not wrong at all	2.0	3.2	3.6	3.8	3.0	
N of Valid	1041	1010	843	506	3400	
N of Miss	84	93	83	29	289	

Table 207: During the past 12 months, have you talked with at least one of your parents about the dangers of underage drinking and/or drinking and driving? By parents, we mean either your biological parents, adoptive parents, stepparents, or adult guardians - whether or not they live with you.



Response	6	8	10	12	Total	
No	43.0	53.3	52.6	54.4	50.3	
Yes	57.0	46.7	47.4	45.6	49.7	
N of Valid	919	989	820	493	3221	
N of Miss	206	114	106	42	468	

Table 208: The rules in my family are clear.





Response	6	8	10	12	Total	
NO!	2.0	2.2	1.8	4.2	2.3	
no	2.4	5.0	8.2	7.1	5.4	
yes	21.1	34.2	38.1	41.8	32.3	
YES!	74.5	58.6	51.9	46.9	60.0	
N of Valid	1023	1011	837	505	3376	
N of Miss	102	92	89	30	313	

Table 209: People in my family often insult or yell at each other.





Response	6	8	10	12	Total	
NO!	40.0	28.4	21.7	24.7	29.7	
no	34.1	42.3	42.4	42.9	39.9	
yes	19.4	21.1	25.4	23.3	22.0	
YES!	6.5	8.2	10.5	9.1	8.4	
N of Valid	1019	1008	835	503	3365	
N of Miss	106	95	91	32	324	

Table 210: When I am not at home, one of my parents knows where I am and who I am with.





Response	6	8	10	12	Total	
NO!	2.8	2.4	2.9	4.6	3.0	
no	1.5	4.6	7.9	9.5	5.2	
yes	18.1	29.7	38.3	45.0	30.6	
YES!	77.6	63.3	50.8	41.0	61.2	
N of Valid	1025	1000	832	505	3362	
N of Miss	100	103	94	30	327	

Table 211: We argue about the same things in my family over and over.





Response	6	8	10	12	Total	
NO!	41.8	26.7	15.7	16.4	27.0	
no	32.0	39.6	37.0	34.8	35.9	
yes	18.2	24.8	32.8	34.6	26.3	
YES!	8.0	8.9	14.6	14.2	10.8	
N of Valid	1014	1006	830	506	3356	
N of Miss	111	97	96	29	333	

Table 212: If you drank some beer or wine or liquor (for example, vodka, whiskey, or gin) without your parents' permission, would you be caught by your parents?

Response	6	8	10	12	Total	
NO!	4.9	6.8	12.0	14.5	8.7	
no	3.2	15.0	29.8	39.2	18.7	
yes	9.2	19.3	25.7	22.9	18.4	
YES!	82.8	58.9	32.5	23.5	54.2	
N of Valid	1010	1003	830	503	3346	
N of Miss	115	100	96	32	343	

Table 213: My family has clear rules about alcohol and drug use.

Response	6	8	10	12	Total	
NO!	2.1	4.1	3.0	5.4	3.4	
no	3.9	6.3	11.0	13.1	7.7	
yes	11.7	21.1	30.1	32.9	22.3	
YES!	82.3	68.5	55.9	48.6	66.5	
N of Valid	1007	1001	830	504	3342	
N of Miss	118	102	96	31	347	

Table 214: If you carried a handgun without your parents' permission, would you be caught by your parents?

Response	6	8	10	12	Total	
NO!	3.2	5.0	6.3	8.7	5.3	
no	2.2	7.2	12.8	17.5	8.6	
yes	10.9	18.8	27.7	26.4	19.8	
YES!	83.7	69.0	53.1	47.3	66.3	
N of Valid	1008	997	826	503	3334	
N of Miss	117	106	100	32	355	

Table 215: If you skipped school would you be caught by your parents?

Response	6	8	10	12	Total
NO!	3.1	4.2	6.2	8.2	4.9
no	3.4	7.9	14.3	20.9	10.1
yes	12.8	23.0	30.7	28.8	22.7
YES!	80.8	64.8	48.9	42.1	62.3
N of Valid	1013	998	827	503	3341
N of Miss	112	105	99	32	348

Table 216: My parents ask if I've gotten my homework done.

Response	6	8	10	12	Total
NO!	1.9	4.1	6.3	14.0	5.5
no	3.5	9.9	18.2	24.4	12.2
yes	21.9	32.5	32.2	32.8	29.3
YES!	72.7	53.5	43.3	28.8	53.1
N of Valid	1017	994	825	500	3336
N of Miss	108	109	101	35	353

Table 217: People in my family have serious arguments.

Response	6	8	10	12	Total
NO!	47.6	37.1	26.7	27.5	36.3
no	29.8	38.2	43.3	43.2	37.7
yes	13.8	15.6	18.7	19.3	16.4
YES!	8.8	9.1	11.3	10.0	9.7
N of Valid	1013	1000	823	502	3338
N of Miss	112	103	103	33	351

Table 218: Would your parents know if you did not come home on time?

Response	6	8	10	12	Total
NO!	2.3	4.6	4.1	7.2	4.2
no	3.5	7.8	11.8	13.2	8.3
yes	20.9	31.3	33.2	36.4	29.3
YES!	73.2	56.3	50.9	43.2	58.2
N of Valid	1023	998	823	500	3344
N of Miss	102	105	103	35	345

Table 219: Have any of your brothers or sisters ever: drunk beer, wine or hard liquor (for example, vodka, whiskey or gin)?

Response	6	8	10	12	Total
No	84.9	67.3	50.0	42.1	64.6
Yes	12.1	28.6	44.1	50.5	30.7
I don't have any brothers or sisters	3.0	4.0	5.9	7.4	4.7
N of Valid	1014	995	820	501	3330
N of Miss	111	108	106	34	359

Table 220: Have any of your brothers or sisters ever: smoked marijuana?

Response	6	8	10	12	Total
No	93.8	83.7	69.9	59.3	79.7
Yes	3.0	12.3	24.8	33.1	15.7
I don't have any brothers or sisters	3.1	4.0	5.4	7.6	4.6
N of Valid	1019	992	820	501	3332
N of Miss	106	111	106	34	357

Table 221: Have any of your brothers or sisters ever: smoked cigarettes?

Response	6	8	10	12	Total
No	87.0	74.6	61.5	54.5	72.2
Yes	9.9	21.3	32.9	38.1	23.2
I don't have any brothers or sisters	3.0	4.0	5.6	7.4	4.6
N of Valid	1018	994	815	499	3326
N of Miss	107	109	111	36	363

Table 222: Have any of your brothers or sisters ever: taken a handgun to school?




Response	6	8	10	12	Total	
No	96.9	95.1	92.2	90.6	94.2	
Yes	0.1	0.8	2.2	2.0	1.1	
I don't have any brothers or sisters	3.1	4.1	5.6	7.4	4.6	
N of Valid	1016	987	816	501	3320	
N of Miss	109	116	110	34	369	

Table 223: Have any of your brothers or sisters ever: been suspended or expelled from school?




Response	6	8	10	12	Total	
No	78.5	71.4	68.1	67.9	72.2	
Yes	18.3	24.5	25.9	24.4	22.9	
I don't have any brothers or sisters	3.1	4.1	6.0	7.8	4.8	
N of Valid	1016	995	815	501	3327	
N of Miss	109	108	111	34	362	

Table 224: Have you changed homes in the past year (the last 12 months)?



Response	6	8	10	12	Total	
No	72.2	73.2	73.8	74.3	73.2	
Yes	27.8	26.8	26.2	25.7	26.8	
N of Valid	1025	1000	827	499	3351	
N of Miss	100	103	99	36	338	

Table 225: How many times have you changed homes since kindergarten?






Response	6	8	10	12	Total	
Never	33.9	30.1	25.4	24.7	29.3	
1 or 2 times	33.3	33.2	32.1	27.2	32.0	
3 or 4 times	20.5	19.5	21.1	24.9	21.0	
5 or 6 times	5.8	8.0	10.4	12.7	8.6	
7 or more times	6.7	9.2	11.0	10.5	9.1	
N of Valid	1022	989	826	503	3340	
N of Miss	103	114	100	32	349	

Table 226: Have you changed schools (including changing from elementary to middle and middle to high school) in the past year?



Response	6	8	10	12	Total	
No	57.5	60.4	51.0	85.2	60.9	
Yes	42.5	39.6	49.0	14.8	39.1	
N of Valid	1015	987	823	501	3326	
N of Miss	110	116	103	34	363	

Table 227: How many times have you changed schools since kindergarten (including changing from elementary to middle and middle to high school)?






Response	6	8	10	12	Total	
Never	31.1	23.5	20.6	29.5	26.0	
1 or 2 times	36.8	35.3	28.5	25.1	32.5	
3 or 4 times	22.7	28.0	30.3	26.1	26.7	
5 or 6 times	6.7	7.3	12.6	10.4	8.9	
7 or more times	2.7	6.0	8.1	8.8	5.9	
N of Valid	1012	989	826	498	3325	
N of Miss	113	114	100	37	364	

Table 228: Has anyone in your family ever had severe alcohol or drug problems?



Response	6	8	10	12	Total	
No	77.9	64.5	54.0	47.2	63.3	
Yes	22.1	35.5	46.0	52.8	36.7	
N of Valid	998	985	826	500	3309	
N of Miss	127	118	100	35	380	

Table 229: About how many adults (over 21) have you known personally who in the past year have: used marijuana, crack, cocaine, or other drugs?






Response	6	8	10	12	Total	
0	82.3	69.9	54.9	48.9	66.7	
1	10.5	14.9	15.8	19.2	14.4	
2	3.3	6.8	10.6	10.4	7.2	
03/04/13	1.9	3.7	7.3	6.8	4.5	
5	2.1	4.8	11.4	14.8	7.1	
N of Valid	1004	983	823	501	3311	
N of Miss	121	120	103	34	378	

Table 230: About how many adults (over 21) have you known personally who in the past year have: sold or dealt drugs?






Response	6	8	10	12	Total	
0	90.1	79.1	69.0	62.1	77.4	
1	6.8	8.3	11.4	14.8	9.6	
2	1.4	6.0	7.4	10.2	5.6	
03/04/13	0.7	2.4	4.0	5.6	2.8	
5	1.0	4.2	8.2	7.2	4.7	
N of Valid	1003	985	815	499	3302	
N of Miss	122	118	111	36	387	

Table 231: About how many adults (over 21) have you known personally who in the past year have: done other things that could get them in trouble with the police, like stealing, selling stolen goods, mugging or assaulting others, etc.?






Response	6	8	10	12	Total	
0	85.9	74.4	63.7	64.6	73.8	
1	9.0	12.5	14.2	14.1	12.1	
2	1.7	5.5	8.1	7.6	5.3	
03/04/13	2.0	2.9	4.2	5.0	3.3	
5	1.4	4.7	9.9	8.7	5.6	
N of Valid	1008	984	818	497	3307	
N of Miss	117	119	108	38	382	

Table 232: About how many adults (over 21) have you known personally who in the past year have: gotten drunk or high?






Response	6	8	10	12	Total	
0	69.3	50.5	31.3	30.3	48.4	
1	17.9	18.9	19.3	15.5	18.2	
2	5.7	9.5	13.4	12.9	9.8	
03/04/13	2.9	7.0	11.5	9.4	7.2	
5	4.3	14.1	24.5	31.9	16.4	
N of Valid	1006	985	819	498	3308	
N of Miss	119	118	107	37	381	

Table 233: Have you seen or heard information about underage drinking in the past 12 months from the following sources? Radio



Response	6	8	10	12	Total	
No	52.3	49.8	51.9	49.4	51.0	
Yes	47.7	50.2	48.1	50.6	49.0	
N of Valid	1021	981	829	506	3337	
N of Miss	104	122	97	29	352	

Table 234: Have you seen or heard information about underage drinking in the past 12 months from the following sources? TV.



Response	6	8	10	12	Total	
No	29.6	28.8	25.0	28.3	28.0	
Yes	70.4	71.2	75.0	71.7	72.0	
N of Valid	1016	986	828	505	3335	
N of Miss	109	117	98	30	354	

Table 235: Have you seen or heard information about underage drinking in the past 12 months from the following sources? Print. This includes information on underage drinking you may have seen in the newspaper, on a billboard, in pamphlets, on stickers, etc.



Response	6	8	10	12	Total	
No	40.7	42.1	45.2	44.5	42.8	
Yes	59.3	57.9	54.8	55.5	57.2	
N of Valid	1018	979	825	506	3328	
N of Miss	107	124	101	29	361	

Table 236: Have you seen or heard information about underage drinking in the past 12 months from the following sources? Website or social media? (Facebook, Myspace, website, etc.)



Response	6	8	10	12	Total	
No	52.4	42.4	41.4	42.1	45.2	
Yes	47.6	57.6	58.6	57.9	54.8	
N of Valid	1015	977	822	506	3320	
N of Miss	110	126	104	29	369	

Table 237: The next questions ask about your opinions of the information you saw or heard. If you have seen or heard more than one ad, please think about your favorite ad when answering these questions. The information about underage drinking that I saw or heard was convincing.






Response	6	8	10	12	Total	
NO!	19.6	13.7	14.5	13.9	15.7	
no	5.7	12.9	21.9	21.2	14.2	
yes	20.0	28.2	34.8	37.0	28.7	
YES!	32.9	26.3	16.0	14.7	23.9	
I have not seen or heard any ads about underage drinking in the past 12 months.	21.8	18.9	12.9	13.3	17.4	
N of Valid	989	971	823	505	3288	
N of Miss	136	132	103	30	401	

Table 238: The next questions ask about your opinions of the information you saw or heard. If you have seen or heard more than one ad, please think about your favorite ad when answering these questions. The information about underage drinking that I saw or heard grabbed my attention.






Response	6	8	10	12	Total	
NO!	15.5	12.9	12.1	13.1	13.5	
no	8.1	15.8	25.9	21.8	16.9	
yes	21.2	28.7	30.1	35.6	27.9	
YES!	32.7	24.5	19.5	15.4	24.3	
I have not seen or heard any ads about underage drinking in the past 12 months.	22.5	18.1	12.4	14.1	17.4	
N of Valid	986	970	820	505	3281	
N of Miss	139	133	106	30	408	

Table 239: The next questions ask about your opinions of the information you saw or heard. If you have seen or heard more than one ad, please think about your favorite ad when answering these questions. The information about underage drinking that I saw or heard said something important to me.

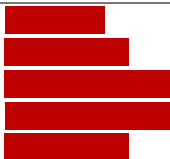
Response	6	8	10	12	Total	
NO!	14.2	12.6	15.0	13.9	13.9	
no	7.3	17.7	26.7	24.4	17.9	
yes	19.3	25.3	26.3	33.5	25.1	
YES!	35.9	25.1	19.8	13.9	25.3	
I have not seen or heard any ads about underage drinking in the past 12 months.	23.2	19.2	12.2	14.3	17.9	
N of Valid	982	967	820	504	3273	
N of Miss	143	136	106	31	416	

Table 240: The next questions ask about your opinions of the information you saw or heard. If you have seen or heard more than one ad, please think about your favorite ad when answering these questions. Seeing or hearing this information about underage drinking made me want to stop or decrease my drinking.

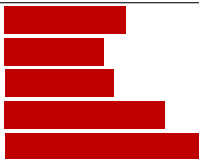

Response	6	8	10	12	Total	
NO!	18.0	16.2	17.2	18.8	17.3	
no	3.1	11.1	20.3	23.1	13.7	
yes	6.3	14.9	17.6	26.0	15.4	
YES!	30.8	24.5	22.7	14.4	23.8	
I have not seen or heard any ads about underage drinking in the past 12 months.	41.8	33.2	22.3	17.7	29.7	
N of Valid	701	924	790	485	2900	
N of Miss	424	179	136	50	789	

Table 241: How honest were you in filling out this survey?

Response	6	8	10	12	Total	
I was very honest	89.2	84.7	83.1	81.7	85.2	
I was honest pretty much of the time	9.6	12.4	13.2	14.0	12.0	
I was honest some of the time	1.0	2.3	2.6	3.5	2.2	
I was honest once in a while	0.3	0.6	1.1	0.8	0.7	
I was not honest at all	0.0	0.0	0.0	0.0	0.0	
N of Valid	1026	974	832	513	3345	
N of Miss	99	129	94	22	344	