

# 2012 APNA

Arkansas Prevention Needs Assessment Student Survey



**Craighead County Tables**

Arkansas Department of Human Services  
**Division of Behavioral Health Services**  
**Prevention Services**

Conducted by International Survey Associates dba Pride Surveys



## Contents

1	INTRODUCTION	10
2	PERCENTAGE TABLES	15

## List of Tables

1	Sex	16
2	Age	16
3	Are you Hispanic or Latino?	16
4	What is your race? Black or African American	17
5	What is your race? Asian	17
6	What is your race? American Indian	17
7	What is your race? Alaska Native	17
8	What is your race? White	18
9	What is your race? Native Hawaiian or Other Pacific Islander	18
10	What is your race? Other	18
11	What is the highest level of schooling completed by your mother or father?	19
12	Think of where you live most of the time. Which of the following people live there with you? Mother	19
13	Think of where you live most of the time. Which of the following people live there with you? Stepmother	19
14	Think of where you live most of the time. Which of the following people live there with you? Foster Mother	20
15	Think of where you live most of the time. Which of the following people live there with you? Grandmother	20
16	Think of where you live most of the time. Which of the following people live there with you? Aunt	20
17	Think of where you live most of the time. Which of the following people live there with you? Father	20
18	Think of where you live most of the time. Which of the following people live there with you? Stepfather	21
19	Think of where you live most of the time. Which of the following people live there with you? Foster Father	21
20	Think of where you live most of the time. Which of the following people live there with you? Grandfather	21
21	Think of where you live most of the time. Which of the following people live there with you? Uncle	21
22	Think of where you live most of the time. Which of the following people live there with you? Other Adults	22
23	Think of where you live most of the time. Which of the following people live there with you? Brother(s)	22
24	Think of where you live most of the time. Which of the following people live there with you? Stepbrother(s)	22
25	Think of where you live most of the time. Which of the following people live there with you? Sister(s)	22
26	Think of where you live most of the time. Which of the following people live there with you? Stepsister(s)	23

27	Think of where you live most of the time. Which of the following people live there with you? Other Children . . . . .	23
28	In my school, students have lots of chances to help decide things like class activities and rules. . . . .	23
29	Teachers ask me to work on special classroom projects. . . . .	23
30	My teacher(s) notices when I am doing a good job and lets me know about it. . . . .	24
31	There are lots of chances for students in my school to get involved in sports, clubs, and other school activities outside of class. . . . .	24
32	There are lots of chances for students in my school to talk with a teacher one-on-one. . . . .	24
33	I feel safe at my school. . . . .	25
34	The school lets my parents know when I have done something well. . . . .	25
35	My teachers praise me when I work hard in school. . . . .	25
36	Are your school grades better than the grades of most students in your class? . . . . .	26
37	I have lots of chances to be part of class discussions or activities. . . . .	26
38	Now thinking back over the past year in school, how often did you: enjoy being in school? . . . . .	26
39	Now thinking back over the past year in school, how often did you: hate being in school? . . . . .	27
40	Now thinking back over the past year in school, how often did you: try to do your best work in school? . . . . .	27
41	How often do you feel that the school work you are assigned is meaningful and important? . . . . .	27
42	Putting them all together, what were your grades like last year? . . . . .	28
43	How important do you think the things you are learning in school are going to be for your later life? . . . . .	28
44	How interesting are most of your courses to you? . . . . .	28
45	During the LAST FOUR WEEKS how many whole days of school have you missed because you skipped or 'cut'? . . . . .	29
46	What are the chances you would be seen as cool if you: smoked cigarettes? . . . . .	29
47	What are the chances you would be seen as cool if you: worked hard at school? . . . . .	29
48	What are the chances you would be seen as cool if you: began drinking alcoholic beverages regularly, that is, at least once or twice a month? . . . . .	30
49	What are the chances you would be seen as cool if you: defended someone who was being verbally abused at school? . . . . .	30
50	What are the chances you would be seen as cool if you: smoked marijuana? . . . . .	30
51	What are the chances you would be seen as cool if you: carried a handgun? . . . . .	31

52	Think of your four best friends (the friends you feel closest to). In the past year (12 months), how many of your best friends have: participated in clubs, organizations or activities at school? . . . . .	31
53	Think of your four best friends (the friends you feel closest to). In the past year (12 months), how many of your best friends have: smoked cigarettes? . . . . .	31
54	Think of your four best friends (the friends you feel closest to). In the past year (12 months), how many of your best friends have: tried beer, wine or hard liquor (for example, vodka, whiskey, or gin) when their parents didn't know about it? . . . . .	32
55	Think of your four best friends (the friends you feel closest to). In the past year (12 months), how many of your best friends have: made a commitment to stay drug-free? . . . . .	32
56	Think of your four best friends (the friends you feel closest to). In the past year (12 months), how many of your best friends have: used marijuana? . . . . .	32
57	Think of your four best friends (the friends you feel closest to). In the past year (12 months), how many of your best friends have: used prescription drugs or non-prescription drugs for the purposes of getting high? . . . . .	33
58	Think of your four best friends (the friends you feel closest to). In the past year (12 months), how many of your best friends have: used synthetic marijuana (K2, spice) or bath salts? . . . . .	33
59	Think of your four best friends (the friends you feel closest to). In the past year (12 months), how many of your best friends have: used LSD, cocaine, amphetamines, or other illegal drugs? . . . . .	33
60	Think of your four best friends (the friends you feel closest to). In the past year (12 months), how many of your best friends have: tried to do well in school? . . . . .	34
61	Think of your four best friends (the friends you feel closest to). In the past year (12 months), how many of your best friends have: been suspended from school? . . . . .	34
62	Think of your four best friends (the friends you feel closest to). In the past year (12 months), how many of your best friends have: liked school? . . . . .	34
63	Think of your four best friends (the friends you feel closest to). In the past year (12 months), how many of your best friends have: carried a handgun? . . . . .	35
64	Think of your four best friends (the friends you feel closest to). In the past year (12 months), how many of your best friends have: sold illegal drugs? . . . . .	35
65	Think of your four best friends (the friends you feel closest to). In the past year (12 months), how many of your best friends have: regularly attended religious services? . . . . .	35

66	Think of your four best friends (the friends you feel closest to). In the past year (12 months), how many of your best friends have: stolen or tried to steal a motor vehicle such as a car or motorcycle?	36
67	Think of your four best friends (the friends you feel closest to). In the past year (12 months), how many of your best friends have: been arrested?	36
68	Think of your four best friends (the friends you feel closest to). In the past year (12 months), how many of your best friends have: dropped out of school?	36
69	Think of your four best friends (the friends you feel closest to). In the past year (12 months), how many of your best friends have: been members of a gang?	37
70	How old were you when you first: smoked marijuana?	37
71	How old were you when you first: smoked a cigarette, even just a puff?	38
72	How old were you when you first: had more than a sip or two of beer, wine or hard liquor (for example, vodka, whiskey, or gin)?	38
73	How old were you when you first: began drinking alcoholic beverages regularly, that is, at least once or twice a month?	39
74	How old were you when you first: used Daztrex?	39
75	How old were you when you first: got suspended from school?	40
76	How old were you when you first: got arrested?	40
77	How old were you when you first: carried a handgun?	41
78	How old were you when you first: attacked someone with the idea of seriously hurting them?	41
79	How old were you when you first: belonged to a gang?	42
80	How wrong do you think it is for someone your age to: take a handgun to school?	42
81	How wrong do you think it is for someone your age to: steal anything worth more than \$5?	42
82	How wrong do you think it is for someone your age to: pick a fight with someone?	43
83	How wrong do you think it is for someone your age to: attack someone with the idea of seriously hurting them?	43
84	How wrong do you think it is for someone your age to: stay away from school all day when their parents think they are at school?	43
85	How wrong do you think it is for someone your age to: drink beer, wine or hard liquor (for example, vodka, whiskey, or gin) regularly?	44
86	How wrong do you think it is for someone your age to: smoke cigarettes?	44
87	How wrong do you think it is for someone your age to: smoke marijuana?	44
88	How wrong do you think it is for someone your age to: use prescription drugs or non-prescription drugs for the purpose of getting high?	45

89	How wrong do you think it is for someone your age to: use synthetic marijuana (K2, spice) or bath salts?	45
90	How wrong do you think it is for someone your age to: use LSD, cocaine, amphetamines or another illegal drug?	45
91	At school during the past 12 months, did you receive help from the resource teacher, speech therapist or other special education teacher?	46
92	How many times in the past year (12 months) have you: been suspended from school?	46
93	How many times in the past year (12 months) have you: carried a handgun?	46
94	How many times in the past year (12 months) have you: sold illegal drugs?	47
95	How many times in the past year (12 months) have you: stolen or tried to steal a motor vehicle such as a car or motorcycle?	47
96	How many times in the past year (12 months) have you: participated in clubs, organizations or activities at school?	48
97	How many times in the past year (12 months) have you: been arrested?	48
98	How many times in the past year (12 months) have you: attacked someone with the idea of seriously hurting them?	49
99	How many times in the past year (12 months) have you: been drunk or high at school?	49
100	How many times in the past year (12 months) have you: taken a handgun to school?	50
101	Are you currently on probation, or assigned a probation officer with Juvenile Court?	50
102	Have you ever belonged to a gang?	50
103	If you have ever belonged to a gang, did that gang have a name?	51
104	You are at a party at someone's house, and one of your friends offers you a drink containing alcohol. What would you say or do?	51
105	How often do you attend religious services or activities?	51
106	I think sometimes it's okay to cheat at school.	52
107	It is important to think before you act.	52
108	Sometimes I think that life is not worth it.	52
109	At times I think I am no good at all.	53
110	All in all, I am inclined to think that I am a failure.	53
111	In the past year, have you felt depressed or sad MOST days, even if you felt okay sometimes?	53
112	It is all right to beat up people if they start the fight.	54
113	I think it is okay to take something without asking if you can get away with it.	54
114	Where do you get the most information about living a drug and alcohol free life? Parents/guardians	54
115	Where do you get the most information about living a drug and alcohol free life? Friends	55

116	Where do you get the most information about living a drug and alcohol free life? Family members . . . . .	55
117	Where do you get the most information about living a drug and alcohol free life? School . . . . .	55
118	Where do you get the most information about living a drug and alcohol free life? Internet . . . . .	56
119	Where do you get the most information about living a drug and alcohol free life? TV . . . . .	56
120	Where do you get the most information about living a drug and alcohol free life? Social media . . . . .	56
121	How much do you think people risk harming themselves (physically or in other ways) if they: smoked one or more packs of cigarettes per day? . . . . .	57
122	How much do you think people risk harming themselves (physically or in other ways) if they: try marijuana once or twice? . . . . .	57
123	How much do you think people risk harming themselves (physically or in other ways) if they: smoke marijuana once or twice a week? . . . . .	57
124	How much do you think people risk harming themselves (physically or in other ways) if they: take one or two drinks of an alcoholic beverage (beer, wine, liquor) nearly every day? . . . . .	58
125	How much do you think people risk harming themselves (physically or in other ways) if they: have five or more drinks of an alcoholic beverage once or twice each weekend? . . . . .	58
126	How much do you think people risk harming themselves (physically or in other ways) if they: use prescription drugs that are not prescribed to them? . . . . .	58
127	How much do you think people risk harming themselves (physically or in other ways) if they: use non-prescription drugs to get high? . . . . .	59
128	Have you ever used smokeless tobacco (chew, snuff, plug, dipping tobacco, or chewing tobacco)? . . . . .	59
129	How often have you taken smokeless tobacco during the past 30 days? . . . . .	59
130	Have you ever smoked cigarettes? . . . . .	60
131	How frequently have you smoked cigarettes during the past 30 days? . . . . .	60
132	Which statement best describes rules about smoking inside your home? . . . . .	60
133	Which statement best describes rules about smoking in your family cars? . . . . .	61
134	During this school year, were you taught in any of your classes about the dangers of tobacco use? . . . . .	61
135	During the past 12 months, have you participated in any community activities to discourage people your age from using cigarettes, chewing tobacco, snuff, dip or cigars? . . . . .	61
136	Think back over the last two weeks. How many times have you had five or more alcoholic drinks in a row? . . . . .	62

137	During the past 30 days, how many times did you ride in a car or other vehicle driven by someone who had been drinking alcohol or using drugs to get high? . . . . .	62
138	During the past 30 days, how many times did you drive a car or other vehicle when you had been drinking alcohol or using drugs to get high? . . . . .	62
139	If you drank alcohol (not just a sip or taste) in the past year, how did you usually get it? . . . . .	63
140	If you drank alcohol (not just a sip or taste) in the past year, where did you usually drink it? . . . . .	63
141	How do you feel about someone your age having one or two drinks of an alcoholic beverage nearly every day? . . . . .	64
142	On how many occasions have you had alcoholic beverages (beer, wine or hard liquor) to drink in your lifetime - more than just a few sips? . . . . .	64
143	On how many occasions have you drunk one of more drinks of an alcoholic beverage during the past 30 days? . . . . .	64
144	On how many occasions have you used marijuana (grass, pot) or hashish (hash, hash oil) in your lifetime? . . . . .	65
145	On how many occasions have you used marijuana (grass, pot) or hashish (hash, hash oil) during the past 30 days? . . . . .	65
146	On how many occasions have you used LSD or other psychedelics in your lifetime? . . . . .	65
147	On how many occasions have you used LSD or other psychedelics during the past 30 days? . . . . .	66
148	On how many occasions have you used cocaine or crack in your lifetime? . . . . .	66
149	On how many occasions have you used cocaine or crack during the past 30 days? . . . . .	66
150	On how many occasions have you sniffed glue, breathed the contents of an aerosol spray can, or inhaled other gases or sprays, in order to get high in your lifetime? . . . . .	67
151	On how many occasions have you sniffed glue, breathed the contents of an aerosol spray can, or inhaled other gases or sprays, in order to get high during the past 30 days? . . . . .	67
152	On how many occasions have you used Daztrex in your lifetime? . . . . .	68
153	On how many occasions have you used Daztrex during the past 30 days? . . . . .	68
154	On how many occasions have you used synthetic marijuana in your lifetime? . . . . .	68
155	On how many occasions have you used synthetic marijuana during the past 30 days? . . . . .	69
156	On how many occasions have you used methamphetamines (meth, speed, crank, crystal meth) in your lifetime? . . . . .	69

157	On how many occasions have you used methamphetamines (meth, speed, crank, crystal meth) in the past 30 days? . . . . .	69
158	On how many occasions have you used other chemical products (bath salts, plant food, etc.) in your lifetime? . . . . .	70
159	On how many occasions have you used other chemical products (bath salts, plant food, etc.) during the past 30 days? . . . . .	70
160	On how many occasions have you used heroin or other opiates in your lifetime? . . . . .	70
161	On how many occasions have you used heroin or other opiates during the past 30 days? . . . . .	71
162	On how many occasions have you used MDMA ('X', 'E', or ecstasy) in your lifetime? . . . . .	71
163	On how many occasions have you used MDMA ('X', 'E', or ecstasy) during the past 30 days? . . . . .	71
164	On how many occasions have you taken prescription drugs (such as Valium, Xanax, Ritalin, Adderall, OxyContin, Darvocet, or sleeping pills) not prescribed to you in your lifetime? . . . . .	72
165	On how many occasions have you taken prescription drugs (such as Valium, Xanax, Ritalin, Adderall, OxyContin, Darvocet, or sleeping pills) not prescribed to you during the past 30 days? . . . . .	72
166	On how many occasions have you taken non-prescription medicines such as diet pills (for example, Dietac, Dexatrim or Prolamine), stay-awake pills (for example No-Doz, Vivarin, or Wake), or cough or cold medicines (robos, DXM, etc.) to get high in your lifetime? . . . . .	73
167	On how many occasions have you taken non-prescription medicines such as diet pills (for example, Dietac, Dexatrim or Prolamine), stay-awake pills (for example No-Doz, Vivarin, or Wake), or cough or cold medicines (robos, DXM, etc.) to get high during the past 30 days? . . . . .	73
168	On how many occasions have you been drunk or very high from drinking alcoholic beverages during the past 30 days? . . . . .	74
169	On how many occasions have you drunk flavored alcoholic beverages, sometimes called 'alcopops' (like Mike's Hard Lemonade, Smirnoff Ice, Bacardi Breezers, etc.) in your lifetime? . . . . .	74
170	On how many occasions have you drunk flavored alcoholic beverages, sometimes called 'alcopops' (like Mike's Hard Lemonade, Smirnoff Ice, Bacardi Breezers, etc.) during the past 30 days? . . . . .	75
171	If you used prescription drugs or over the counter drugs without a doctor telling you to use it or for the purpose of getting high, where did you get these drugs? . . . . .	75
172	During the last month, about how many marijuana cigarettes, or the equivalent, did you smoke a day, on the average? . . . . .	76
173	How wrong do your friends feel it would be for YOU to: drink alcohol? . . . . .	76
174	How wrong do your friends feel it would be for YOU to: smoke tobacco? . . . . .	76

175	How wrong do your friends feel it would be for YOU to: smoke marijuana? . . . . .	77
176	How wrong do your friends feel it would be for YOU to: use prescription drugs not prescribed to you . . . . .	77
177	How wrong would most adults (over 21) in your neighborhood think it is for kids your age: to use marijuana? . . . . .	77
178	How wrong would most adults (over 21) in your neighborhood think it is for kids your age: to drink alcohol? . . . . .	78
179	How wrong would most adults (over 21) in your neighborhood think it is for kids your age: to smoke cigarettes? . . . . .	78
180	How much do each of the following statements describe your neighborhood? crime and/or drug selling . . . . .	78
181	How much do each of the following statements describe your neighborhood? fights . . . . .	79
182	How much do each of the following statements describe your neighborhood? lots of empty or abandoned buildings . . . . .	79
183	How much do each of the following statements describe your neighborhood? lots of graffiti . . . . .	79
184	I feel safe in my neighborhood. . . . .	80
185	If a kid smoked marijuana in your neighborhood would he or she be caught by the police? . . . . .	80
186	If a kid drank some beer, wine or hard liquor (for example, vodka, whiskey, or gin) in your neighborhood would he or she be caught by the police? . . . . .	80
187	If a kid carried a handgun in your neighborhood would he or she be caught by the police? . . . . .	81
188	If you wanted to get some cigarettes, how easy would it be for you to get some? . . . . .	81
189	If you wanted to get some beer, wine or hard liquor (for example, vodka, whiskey, or gin), how easy would it be for you to get some? . . . . .	81
190	If you wanted to get a drug like cocaine, LSD, or amphetamines, how easy would it be for you to get some? . . . . .	82
191	If you wanted to get a handgun, how easy would it be for you to get one? . . . . .	82
192	If you wanted to get some marijuana, how easy would it be for you to get some? . . . . .	82
193	If you wanted to get prescription drugs for the purpose of getting high, how easy would it be for you to get some? . . . . .	83
194	If you wanted to get synthetic marijuana such as K2 or chemical products such as bath salts to get high, how easy would it be for you to get some? . . . . .	83
195	If you wanted to get steroids to enhance athletic performance, how easy would it be for you to get some? . . . . .	83



196	During the past 12 months, have you participated in any alcohol prevention programs or seen any alcohol prevention messages in your school or community? Yes, a school-based program focused on preventing underage drinking and/or drinking and driving. . . .	84
197	During the past 12 months, have you participated in any alcohol prevention programs or seen any alcohol prevention messages in your school or community? Yes, a community-based program focused on preventing underage drinking and/or drinking and driving (for example, through your church or temple or through youth groups like Boys and Girls Club or 4-H). . . .	84
198	During the past 12 months, have you participated in any alcohol prevention programs or seen any alcohol prevention messages in your school or community? Yes, a media campaign addressing underage drinking and/or drinking and driving (for example, newspaper ads, posters, pamphlets, radio, TV). . . .	84
199	During the past 12 months, have you participated in any alcohol prevention programs or seen any alcohol prevention messages in your school or community? No . . . .	84
200	How wrong do your parents feel it would be for YOU to: drink beer, wine or hard liquor (for example, vodka, whiskey or gin) regularly? .	85
201	How wrong do your parents feel it would be for YOU to: smoke tobacco? . . . .	85
202	How wrong do your parents feel it would be for YOU to: smoke marijuana? . . . .	85
203	How wrong do your parents feel it would be for YOU to: use prescription drugs not prescribed to you? . . . .	86
204	How wrong do your parents feel it would be for YOU to: steal something worth more than \$5? . . . .	86
205	How wrong do your parents feel it would be for YOU to: draw graffiti, write things, or draw pictures on buildings or other property (without the owner's permission)? . . . .	86
206	How wrong do your parents feel it would be for YOU to: pick a fight with someone? . . . .	87
207	During the past 12 months, have you talked with at least one of your parents about the dangers of underage drinking and/or drinking and driving? By parents, we mean either your biological parents, adoptive parents, stepparents, or adult guardians - whether or not they live with you. . . .	87
208	The rules in my family are clear. . . .	87
209	People in my family often insult or yell at each other. . . .	88
210	When I am not at home, one of my parents knows where I am and who I am with. . . .	88
211	We argue about the same things in my family over and over. . . .	88

212	If you drank some beer or wine or liquor (for example, vodka, whiskey, or gin) without your parents' permission, would you be caught by your parents? . . . .	89
213	My family has clear rules about alcohol and drug use. . . .	89
214	If you carried a handgun without your parents' permission, would you be caught by your parents? . . . .	89
215	If you skipped school would you be caught by your parents? . . . .	90
216	My parents ask if I've gotten my homework done. . . .	90
217	People in my family have serious arguments. . . .	90
218	Would your parents know if you did not come home on time? . . . .	91
219	Have any of your brothers or sisters ever: drunk beer, wine or hard liquor (for example, vodka, whiskey or gin)? . . . .	91
220	Have any of your brothers or sisters ever: smoked marijuana? . . . .	91
221	Have any of your brothers or sisters ever: smoked cigarettes? . . . .	91
222	Have any of your brothers or sisters ever: taken a handgun to school? . . . .	92
223	Have any of your brothers or sisters ever: been suspended or expelled from school? . . . .	92
224	Have you changed homes in the past year (the last 12 months)? . . .	92
225	How many times have you changed homes since kindergarten? . . .	92
226	Have you changed schools (including changing from elementary to middle and middle to high school) in the past year? . . . .	93
227	How many times have you changed schools since kindergarten (including changing from elementary to middle and middle to high school)? . . . .	93
228	Has anyone in your family ever had severe alcohol or drug problems? . . .	93
229	About how many adults (over 21) have you known personally who in the past year have: used marijuana, crack, cocaine, or other drugs? . . .	94
230	About how many adults (over 21) have you known personally who in the past year have: sold or dealt drugs? . . . .	94
231	About how many adults (over 21) have you known personally who in the past year have: done other things that could get them in trouble with the police, like stealing, selling stolen goods, mugging or assaulting others, etc.? . . . .	94
232	About how many adults (over 21) have you known personally who in the past year have: gotten drunk or high? . . . .	95
233	Have you seen or heard information about underage drinking in the past 12 months from the following sources? Radio . . . .	95
234	Have you seen or heard information about underage drinking in the past 12 months from the following sources? TV. . . .	95
235	Have you seen or heard information about underage drinking in the past 12 months from the following sources? Print. This includes information on underage drinking you may have seen in the newspaper, on a billboard, in pamphlets, on stickers, etc. . . .	95



236	Have you seen or heard information about underage drinking in the past 12 months from the following sources? Website or social media? (Facebook, Myspace, website, etc.) . . . . .	96
237	The next questions ask about your opinions of the information you saw or heard. If you have seen or heard more than one ad, please think about your favorite ad when answering these questions. The information about underage drinking that I saw or heard was convincing. . . . .	96
238	The next questions ask about your opinions of the information you saw or heard. If you have seen or heard more than one ad, please think about your favorite ad when answering these questions. The information about underage drinking that I saw or heard grabbed my attention. . . . .	96
239	The next questions ask about your opinions of the information you saw or heard. If you have seen or heard more than one ad, please think about your favorite ad when answering these questions. The information about underage drinking that I saw or heard said something important to me. . . . .	97
240	The next questions ask about your opinions of the information you saw or heard. If you have seen or heard more than one ad, please think about your favorite ad when answering these questions. Seeing or hearing this information about underage drinking made me want to stop or decrease my drinking. . . . .	97
241	How honest were you in filling out this survey? . . . . .	97

## List of Figures

1	Grade Chart . . . . .	11
2	Gender Chart . . . . .	12
3	Age Chart . . . . .	13
4	Ethnic Origin Chart . . . . .	14

# 1 INTRODUCTION

This report was generated from data collected on the *2012 Arkansas Prevention Needs Assessment Student Survey*. This report contains basic frequency tables of all data collected and graphs on the selected demographic variables of grade, gender, age and ethnic origin. The graph on ethnic origin is represented as a bar chart rather than as a pie chart. This is because students were allowed to mark more than one response for ethnic origin as opposed to being allowed to mark only one response. The bars represent the percent of students who marked each of the ethnic categories.

Questions regarding the information found in this report can be directed to:

**Pride Surveys**

160 Vanderbilt Court  
Bowling Green, KY 42103  
1-800-279-6361  
[www.pridesurveys.com](http://www.pridesurveys.com)

# Grade Chart

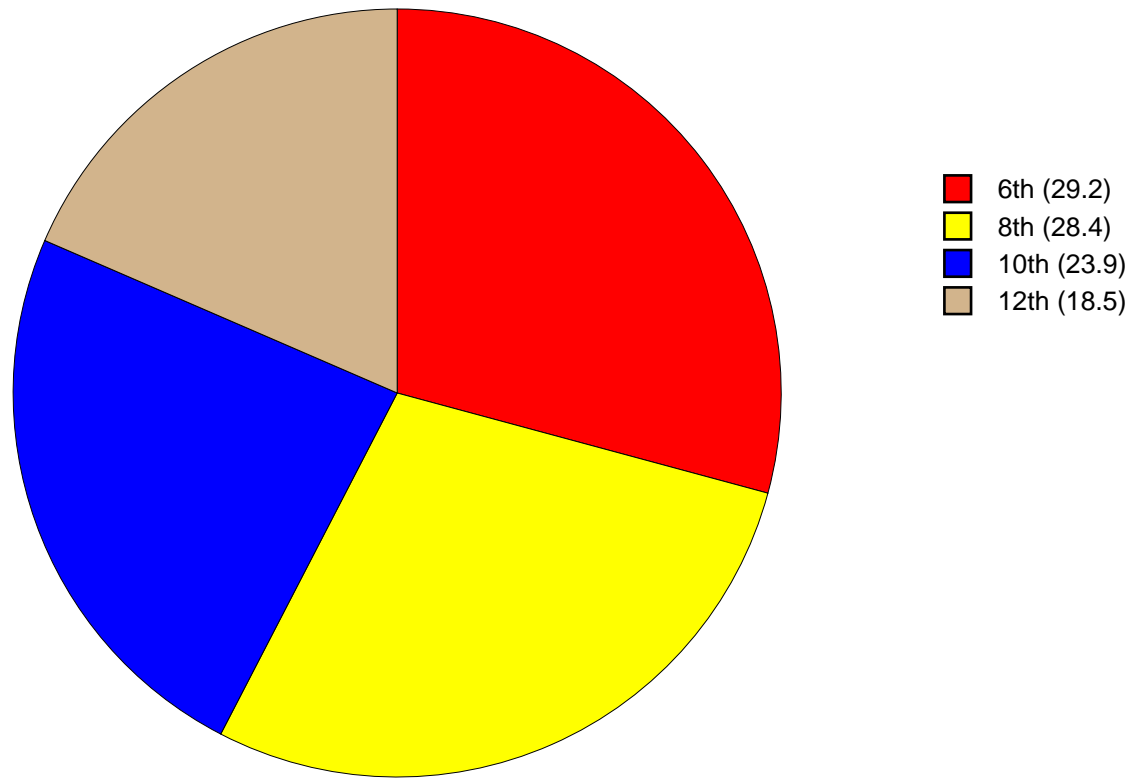


Figure 1: Grade Chart

## Gender Chart

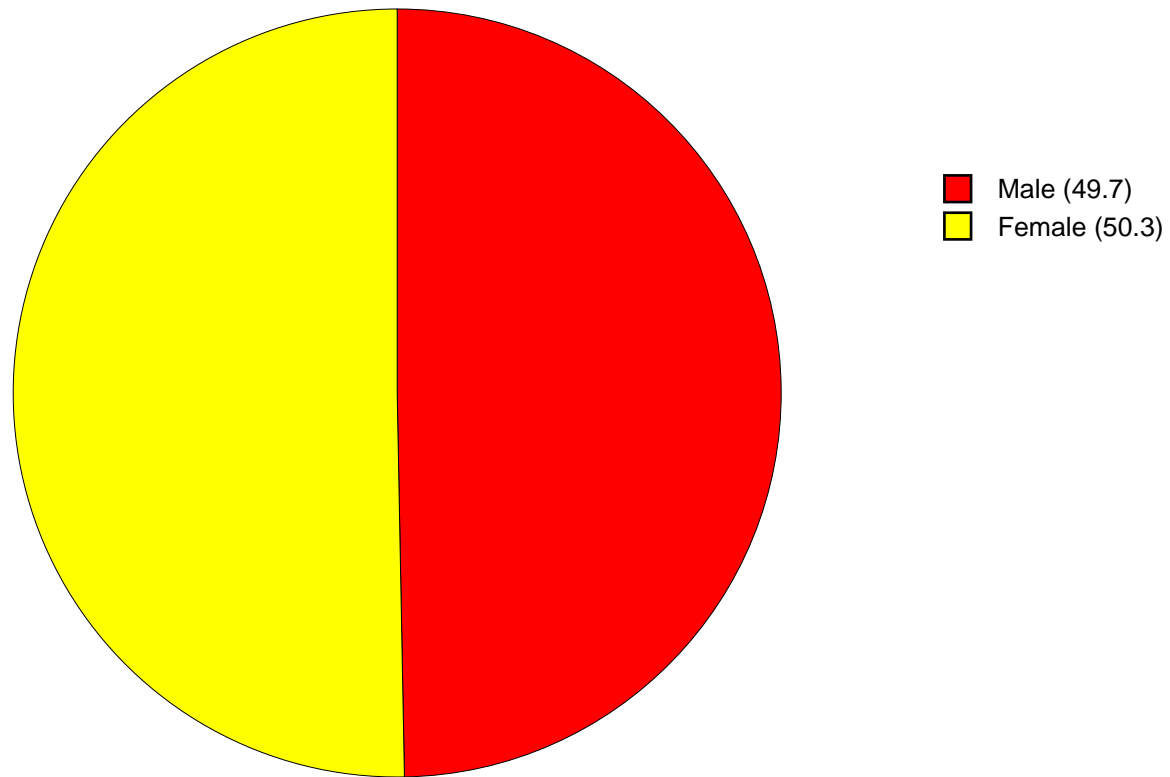


Figure 2: Gender Chart

# Age Chart

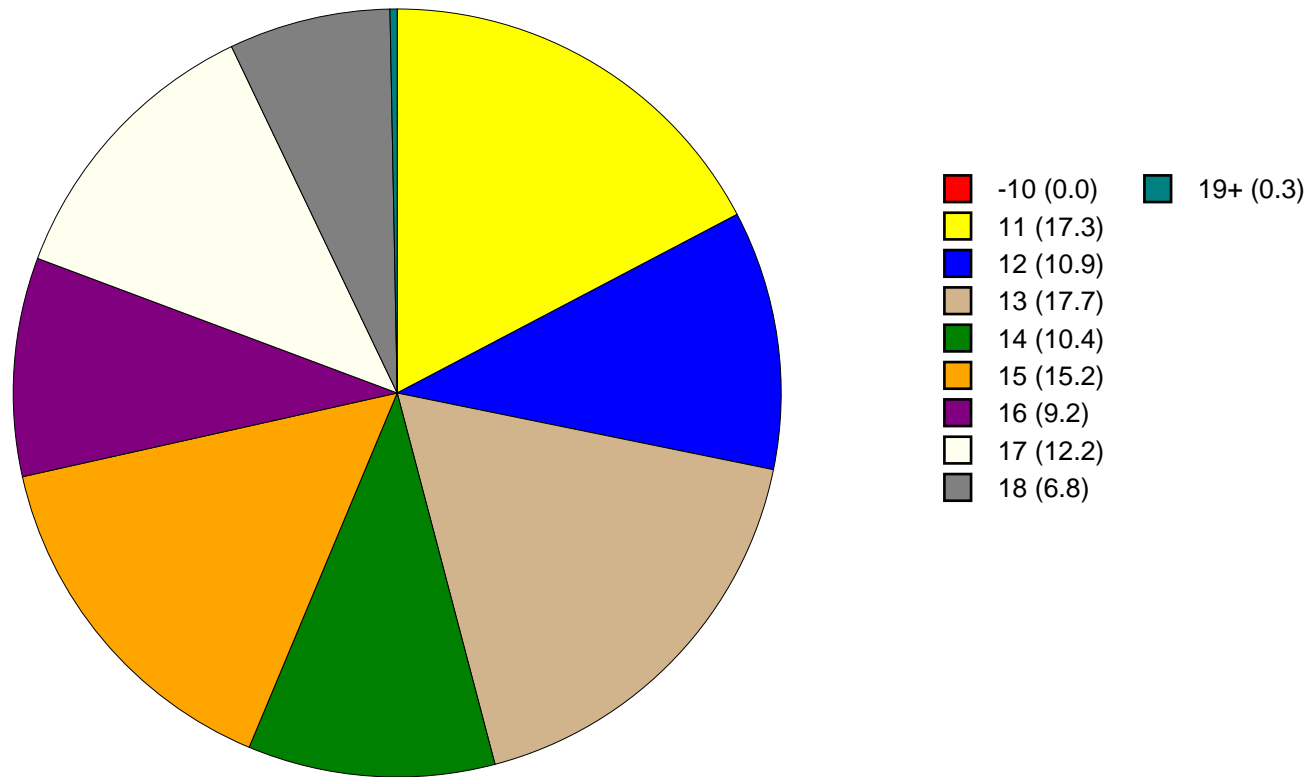


Figure 3: Age Chart

# Ethnic Origin Chart

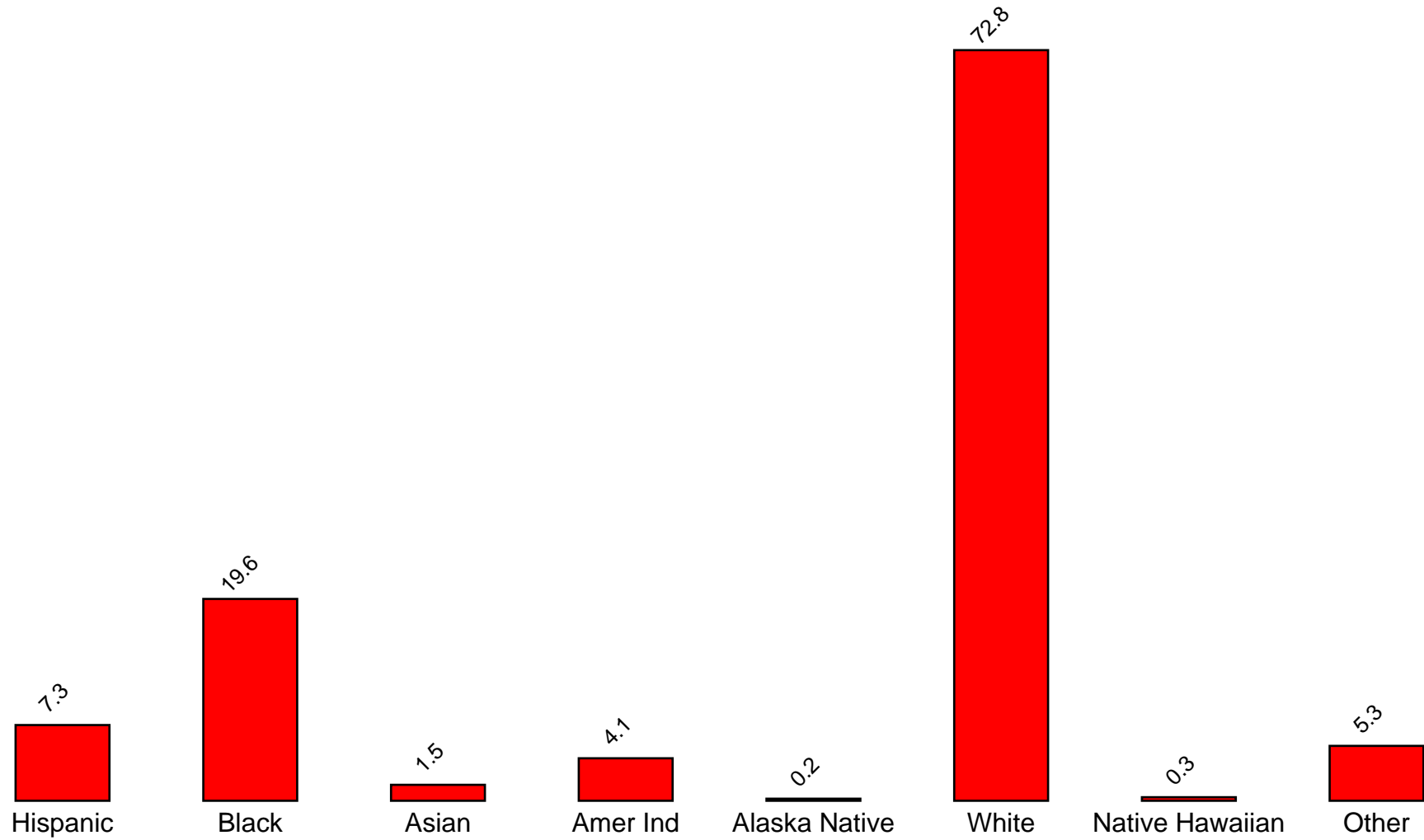


Figure 4: Ethnic Origin Chart

## 2 PERCENTAGE TABLES

The following tables contain frequency distribution detailing how your students responded to each question on the survey. The tables appear in the same order as the questions on the survey. The tables include breakdowns by grade level as well as overall percentages. The *N of Valid* row is a frequency count of the number of valid responses to each question for each grade and overall. The *N of Miss* row is a frequency count of the number of invalid (marked more than one response) or missing (i.e. did not respond) responses to each question for each grade and overall.

For the questions that allowed more than one response (i.e. race, live with, etc.) each response becomes a separate table. If a student did not mark the response, that was counted as a NO response, and if they did mark the response, that was counted as a YES response. Since a non response is a valid response for these questions, the *N of Miss* will always be zero for these questions.



Table 1: Sex



Response	6	8	10	12	Total	
Male	51.9	51.6	48.1	45.2	49.7	
Female	48.1	48.4	51.9	54.8	50.3	
N of Valid	1010	986	827	646	3469	
N of Miss	10	6	7	1	24	

Table 2: Age











Response	6	8	10	12	Total	
10 or younger	0.1	0.0	0.0	0.0	0.0	
11	59.3	0.0	0.0	0.0	17.3	
12	37.3	0.3	0.0	0.0	10.9	
13	3.3	59.0	0.0	0.0	17.7	
14	0.1	36.2	0.2	0.0	10.4	
15	0.0	4.0	58.7	0.0	15.2	
16	0.0	0.4	37.9	0.3	9.2	
17	0.0	0.0	3.0	61.8	12.2	
18	0.0	0.0	0.1	36.4	6.8	
19 or older	0.0	0.0	0.0	1.5	0.3	
N of Valid	1012	988	829	646	3475	
N of Miss	8	4	5	1	18	

Table 3: Are you Hispanic or Latino?



Response	6	8	10	12	Total	
No	92.7	91.6	92.9	93.9	92.7	
Yes	7.3	8.4	7.1	6.1	7.3	
N of Valid	978	972	814	639	3403	
N of Miss	42	20	20	8	90	

Table 4: What is your race? Black or African American



Response	6	8	10	12	Total	
No	78.7	77.3	82.9	84.7	80.4	
Yes	21.3	22.7	17.1	15.3	19.6	
N of Valid	1020	992	834	647	3493	
N of Miss	0	0	0	0	0	

Table 5: What is your race? Asian



Response	6	8	10	12	Total	
No	98.4	98.7	98.0	98.8	98.5	
Yes	1.6	1.3	2.0	1.2	1.5	
N of Valid	1020	992	834	647	3493	
N of Miss	0	0	0	0	0	

Table 6: What is your race? American Indian



Response	6	8	10	12	Total	
No	93.4	96.4	96.8	97.8	95.9	
Yes	6.6	3.6	3.2	2.2	4.1	
N of Valid	1020	992	834	647	3493	
N of Miss	0	0	0	0	0	

Table 7: What is your race? Alaska Native



Response	6	8	10	12	Total	
No	99.8	99.7	99.8	100.0	99.8	
Yes	0.2	0.3	0.2	0.0	0.2	
N of Valid	1020	992	834	647	3493	
N of Miss	0	0	0	0	0	

Table 8: What is your race? White



Response	6	8	10	12	Total	
No	30.4	29.3	25.2	21.3	27.2	
Yes	69.6	70.7	74.8	78.7	72.8	
N of Valid	1020	992	834	647	3493	
N of Miss	0	0	0	0	0	

Table 9: What is your race? Native Hawaiian or Other Pacific Islander



Response	6	8	10	12	Total	
No	100.0	99.5	99.4	99.7	99.7	
Yes	0.0	0.5	0.6	0.3	0.3	
N of Valid	1020	992	834	647	3493	
N of Miss	0	0	0	0	0	

Table 10: What is your race? Other



Response	6	8	10	12	Total	
No	93.5	93.6	96.2	96.1	94.7	
Yes	6.5	6.4	3.8	3.9	5.3	
N of Valid	1020	992	834	647	3493	
N of Miss	0	0	0	0	0	

Table 11: What is the highest level of schooling completed by your mother or father?









Response	6	8	10	12	Total	
Completed grade school or less	2.1	2.3	1.7	1.4	2.0	
Some high school	2.1	5.0	8.8	12.1	6.4	
Completed high school	12.3	14.9	15.0	16.9	14.6	
Some college	10.7	15.5	16.9	18.9	15.1	
Completed college	26.1	23.7	28.8	27.2	26.3	
Graduate or professional school after college	12.2	13.8	17.1	16.1	14.6	
Don't know	33.3	23.6	10.8	5.8	20.0	
Does not apply	1.0	1.1	0.9	1.6	1.1	
N of Valid	980	979	815	639	3413	
N of Miss	40	13	19	8	80	

Table 12: Think of where you live most of the time. Which of the following people live there with you? Mother



Response	6	8	10	12	Total	
No	12.5	16.2	14.5	17.0	14.9	
Yes	87.5	83.8	85.5	83.0	85.1	
N of Valid	1020	992	834	647	3493	
N of Miss	0	0	0	0	0	

Table 13: Think of where you live most of the time. Which of the following people live there with you? Stepmother



Response	6	8	10	12	Total	
No	94.2	93.6	93.5	94.3	93.9	
Yes	5.8	6.4	6.5	5.7	6.1	
N of Valid	1020	992	834	647	3493	
N of Miss	0	0	0	0	0	

Table 14: Think of where you live most of the time. Which of the following people live there with you? Foster Mother



Response	6	8	10	12	Total	
No	99.5	99.3	99.5	99.5	99.5	
Yes	0.5	0.7	0.5	0.5	0.5	
N of Valid	1020	992	834	647	3493	
N of Miss	0	0	0	0	0	

Table 15: Think of where you live most of the time. Which of the following people live there with you? Grandmother



Response	6	8	10	12	Total	
No	88.9	89.8	92.3	92.3	90.6	
Yes	11.1	10.2	7.7	7.7	9.4	
N of Valid	1020	992	834	647	3493	
N of Miss	0	0	0	0	0	

Table 16: Think of where you live most of the time. Which of the following people live there with you? Aunt



Response	6	8	10	12	Total	
No	96.0	96.8	97.4	97.8	96.9	
Yes	4.0	3.2	2.6	2.2	3.1	
N of Valid	1020	992	834	647	3493	
N of Miss	0	0	0	0	0	

Table 17: Think of where you live most of the time. Which of the following people live there with you? Father



Response	6	8	10	12	Total	
No	40.8	45.4	42.3	42.3	42.7	
Yes	59.2	54.6	57.7	57.7	57.3	
N of Valid	1020	992	834	647	3493	
N of Miss	0	0	0	0	0	

Table 18: Think of where you live most of the time. Which of the following people live there with you? Stepfather



Response	6	8	10	12	Total	
No	83.7	83.1	81.7	87.9	83.8	
Yes	16.3	16.9	18.3	12.1	16.2	
N of Valid	1020	992	834	647	3493	
N of Miss	0	0	0	0	0	

Table 19: Think of where you live most of the time. Which of the following people live there with you? Foster Father



Response	6	8	10	12	Total	
No	99.8	99.4	99.6	99.8	99.7	
Yes	0.2	0.6	0.4	0.2	0.3	
N of Valid	1020	992	834	647	3493	
N of Miss	0	0	0	0	0	

Table 20: Think of where you live most of the time. Which of the following people live there with you? Grandfather



Response	6	8	10	12	Total	
No	93.8	94.3	94.7	95.8	94.5	
Yes	6.2	5.7	5.3	4.2	5.5	
N of Valid	1020	992	834	647	3493	
N of Miss	0	0	0	0	0	

Table 21: Think of where you live most of the time. Which of the following people live there with you? Uncle



Response	6	8	10	12	Total	
No	96.0	96.5	97.7	98.3	97.0	
Yes	4.0	3.5	2.3	1.7	3.0	
N of Valid	1020	992	834	647	3493	
N of Miss	0	0	0	0	0	

Table 22: Think of where you live most of the time. Which of the following people live there with you? Other Adults



Response	6	8	10	12	Total	
No	97.6	97.7	98.9	96.8	97.8	
Yes	2.4	2.3	1.1	3.2	2.2	
N of Valid	1020	992	834	647	3493	
N of Miss	0	0	0	0	0	

Table 23: Think of where you live most of the time. Which of the following people live there with you? Brother(s)



Response	6	8	10	12	Total	
No	50.8	53.9	54.3	60.3	54.3	
Yes	49.2	46.1	45.7	39.7	45.7	
N of Valid	1020	992	834	647	3493	
N of Miss	0	0	0	0	0	

Table 24: Think of where you live most of the time. Which of the following people live there with you? Stepbrother(s)



Response	6	8	10	12	Total	
No	93.7	94.5	96.2	96.8	95.1	
Yes	6.3	5.5	3.8	3.2	4.9	
N of Valid	1020	992	834	647	3493	
N of Miss	0	0	0	0	0	

Table 25: Think of where you live most of the time. Which of the following people live there with you? Sister(s)



Response	6	8	10	12	Total	
No	50.7	58.0	60.3	67.7	58.2	
Yes	49.3	42.0	39.7	32.3	41.8	
N of Valid	1020	992	834	647	3493	
N of Miss	0	0	0	0	0	



Table 26: Think of where you live most of the time. Which of the following people live there with you? Stepsister(s)

Response	6	8	10	12	Total	
No	94.4	96.2	96.4	98.3	96.1	
Yes	5.6	3.8	3.6	1.7	3.9	
N of Valid	1020	992	834	647	3493	
N of Miss	0	0	0	0	0	

Table 27: Think of where you live most of the time. Which of the following people live there with you? Other Children

Response	6	8	10	12	Total	
No	97.0	96.4	96.4	95.8	96.5	
Yes	3.0	3.6	3.6	4.2	3.5	
N of Valid	1020	992	834	647	3493	
N of Miss	0	0	0	0	0	

Table 28: In my school, students have lots of chances to help decide things like class activities and rules.

Response	6	8	10	12	Total	
NO!	15.7	14.7	14.0	13.9	14.7	
no	38.8	40.9	37.1	33.5	38.0	
yes	39.4	37.3	40.2	42.2	39.5	
YES!	6.1	7.0	8.7	10.4	7.8	
N of Valid	993	980	828	642	3443	
N of Miss	27	12	6	5	50	

Table 29: Teachers ask me to work on special classroom projects.

Response	6	8	10	12	Total	
NO!	8.9	9.9	7.3	8.7	8.8	
no	30.5	40.9	39.1	33.2	36.0	
yes	44.0	39.2	45.4	49.0	43.9	
YES!	16.7	9.9	8.2	9.0	11.3	
N of Valid	1001	976	831	641	3449	
N of Miss	19	16	3	6	44	

Table 30: My teacher(s) notices when I am doing a good job and lets me know about it.

Response	6	8	10	12	Total
NO!	4.0	5.4	6.8	5.9	5.4
no	11.3	26.2	26.5	23.2	21.4
yes	49.3	48.2	51.0	50.2	49.6
YES!	35.4	20.2	15.7	20.6	23.6
N of Valid	1005	975	826	641	3447
N of Miss	15	17	8	6	46

Table 31: There are lots of chances for students in my school to get involved in sports, clubs, and other school activities outside of class.

Response	6	8	10	12	Total
NO!	4.4	2.6	1.6	1.9	2.7
no	12.3	5.1	3.9	5.6	7.0
yes	39.1	34.6	37.7	38.0	37.3
YES!	44.2	57.7	56.9	54.5	53.0
N of Valid	1004	975	826	640	3445
N of Miss	16	17	8	7	48

Table 32: There are lots of chances for students in my school to talk with a teacher one-on-one.

Response	6	8	10	12	Total
NO!	4.4	4.9	4.1	2.8	4.2
no	14.0	23.3	23.8	18.5	19.8
yes	47.0	48.7	50.8	53.4	49.6
YES!	34.5	23.1	21.3	25.2	26.4
N of Valid	997	975	827	638	3437
N of Miss	23	17	7	9	56

Table 33: I feel safe at my school.





Response	6	8	10	12	Total	
NO!	3.6	5.1	6.3	5.3	5.0	
no	6.5	13.8	10.2	9.4	10.0	
yes	37.0	49.7	58.2	55.2	49.1	
YES!	52.9	31.4	25.4	30.2	36.0	
N of Valid	999	970	827	640	3436	
N of Miss	21	22	7	7	57	

Table 34: The school lets my parents know when I have done something well.





Response	6	8	10	12	Total	
NO!	9.2	20.4	19.8	24.6	17.8	
no	28.7	41.0	49.3	45.5	40.3	
yes	40.3	29.0	23.8	24.6	30.2	
YES!	21.7	9.6	7.1	5.3	11.7	
N of Valid	989	970	828	639	3426	
N of Miss	31	22	6	8	67	

Table 35: My teachers praise me when I work hard in school.





Response	6	8	10	12	Total	
NO!	12.4	16.1	15.6	13.5	14.4	
no	30.3	42.0	45.0	37.6	38.5	
yes	42.7	33.0	32.6	40.9	37.2	
YES!	14.6	9.0	6.8	8.0	9.9	
N of Valid	989	965	822	636	3412	
N of Miss	31	27	12	11	81	

Table 36: Are your school grades better than the grades of most students in your class?





Response	6	8	10	12	Total	
NO!	8.3	5.7	4.3	4.7	5.9	
no	32.3	24.2	29.1	18.9	26.7	
yes	42.5	49.5	48.5	56.7	48.6	
YES!	16.9	20.5	18.1	19.7	18.8	
N of Valid	987	974	822	639	3422	
N of Miss	33	18	12	8	71	

Table 37: I have lots of chances to be part of class discussions or activities.





Response	6	8	10	12	Total	
NO!	5.0	4.2	2.9	3.6	4.0	
no	12.7	17.7	16.6	13.5	15.2	
yes	49.4	54.5	61.2	60.1	55.6	
YES!	32.9	23.6	19.3	22.8	25.1	
N of Valid	1000	975	829	639	3443	
N of Miss	20	17	5	8	50	

Table 38: Now thinking back over the past year in school, how often did you: enjoy being in school?






Response	6	8	10	12	Total	
Never	7.6	6.8	8.1	10.0	7.9	
Seldom	7.8	8.6	11.2	14.4	10.0	
Sometimes	41.6	38.9	43.3	40.7	41.1	
Often	25.3	30.8	27.7	26.1	27.6	
Almost always	17.7	14.9	9.7	8.8	13.3	
N of Valid	1004	981	829	639	3453	
N of Miss	16	11	5	8	40	

Table 39: Now thinking back over the past year in school, how often did you: hate being in school?

Response	6	8	10	12	Total	
Never	16.8	9.3	5.2	7.4	10.1	
Seldom	23.8	28.1	24.9	21.9	25.0	
Sometimes	33.5	35.9	40.7	39.6	37.0	
Often	14.9	16.6	19.1	20.5	17.4	
Almost always	11.0	10.1	10.0	10.6	10.4	
N of Valid	986	978	826	639	3429	
N of Miss	34	14	8	8	64	

Table 40: Now thinking back over the past year in school, how often did you: try to do your best work in school?

Response	6	8	10	12	Total	
Never	0.4	0.3	0.4	1.1	0.5	
Seldom	0.8	2.3	2.2	3.2	2.0	
Sometimes	4.3	9.3	15.5	18.3	11.0	
Often	17.8	29.4	33.9	36.0	28.3	
Almost always	76.6	58.8	48.1	41.4	58.2	
N of Valid	992	977	827	633	3429	
N of Miss	28	15	7	14	64	

Table 41: How often do you feel that the school work you are assigned is meaningful and important?

Response	6	8	10	12	Total	
Never	5.1	5.5	7.5	8.0	6.4	
Seldom	6.9	16.9	20.9	23.9	16.3	
Sometimes	22.4	32.2	37.0	39.7	31.9	
Often	33.6	28.9	24.9	20.3	27.7	
Almost always	32.1	16.5	9.8	8.0	17.8	
N of Valid	992	976	828	635	3431	
N of Miss	28	16	6	12	62	

Table 42: Putting them all together, what were your grades like last year?






Response	6	8	10	12	Total	
Mostly F's	1.3	0.5	0.4	0.5	0.7	
Mostly D's	2.6	3.1	2.3	1.9	2.6	
Mostly C's	12.3	15.2	17.5	15.4	15.0	
Mostly B's	35.1	40.2	37.6	37.3	37.6	
Mostly A's	48.7	41.0	42.2	45.0	44.2	
N of Valid	966	956	811	638	3371	
N of Miss	54	36	23	9	122	

Table 43: How important do you think the things you are learning in school are going to be for your later life?






Response	6	8	10	12	Total	
Very important	54.9	37.5	20.2	16.3	34.6	
Quite important	24.0	26.8	29.0	24.8	26.2	
Fairly important	14.3	24.7	29.6	31.4	24.1	
Slightly important	5.5	8.7	16.7	23.2	12.4	
Not at all important	1.3	2.2	4.3	4.2	2.8	
N of Valid	1015	978	830	637	3460	
N of Miss	5	14	4	10	33	

Table 44: How interesting are most of your courses to you?






Response	6	8	10	12	Total	
Very interesting and stimulating	17.5	12.6	7.0	7.3	11.7	
Quite interesting	36.3	31.2	26.3	26.0	30.5	
Fairly interesting	32.7	37.8	43.8	42.7	38.7	
Slightly dull	9.7	13.9	17.1	17.3	14.1	
Very dull	3.8	4.5	5.8	6.7	5.0	
N of Valid	985	981	829	642	3437	
N of Miss	35	11	5	5	56	

Table 45: During the LAST FOUR WEEKS how many whole days of school have you missed because you skipped or 'cut'?

Response	6	8	10	12	Total	
None	74.7	77.3	71.6	57.4	71.5	
1	11.4	9.0	13.4	18.1	12.4	
2	5.3	5.8	7.8	11.1	7.1	
3	4.0	4.2	3.6	6.6	4.4	
04/05/13	2.9	2.7	1.8	4.8	2.9	
06/10/13	1.0	0.6	1.2	1.1	1.0	
11 or more	0.8	0.4	0.6	0.9	0.7	
N of Valid	1008	983	831	641	3463	
N of Miss	12	9	3	6	30	

Table 46: What are the chances you would be seen as cool if you: smoked cigarettes?

Response	6	8	10	12	Total	
No or very little chance	90.0	74.1	64.7	59.7	73.7	
Little chance	5.5	13.2	19.6	19.7	13.8	
Some chance	2.6	7.3	10.2	12.5	7.6	
Pretty good chance	1.2	3.4	3.4	5.3	3.1	
Very good chance	0.7	2.1	2.1	2.7	1.8	
N of Valid	980	972	825	638	3415	
N of Miss	40	20	9	9	78	

Table 47: What are the chances you would be seen as cool if you: worked hard at school?

Response	6	8	10	12	Total	
No or very little chance	5.2	10.7	11.2	12.1	9.5	
Little chance	8.8	16.0	16.6	19.3	14.7	
Some chance	14.6	21.8	27.7	28.8	22.5	
Pretty good chance	28.2	24.3	25.5	21.9	25.3	
Very good chance	43.1	27.2	19.1	17.9	28.1	
N of Valid	985	977	824	638	3424	
N of Miss	35	15	10	9	69	



Table 48: What are the chances you would be seen as cool if you: began drinking alcoholic beverages regularly, that is, at least once or twice a month?






Response	6	8	10	12	Total	
No or very little chance	88.8	69.0	46.7	39.6	63.9	
Little chance	6.5	13.6	17.7	17.4	13.2	
Some chance	2.4	9.3	18.5	18.6	11.3	
Pretty good chance	1.8	5.3	12.2	17.4	8.2	
Very good chance	0.4	2.8	4.8	7.1	3.4	
N of Valid	984	978	825	634	3421	
N of Miss	36	14	9	13	72	

Table 49: What are the chances you would be seen as cool if you: defended someone who was being verbally abused at school?






Response	6	8	10	12	Total	
No or very little chance	14.2	14.2	14.3	15.3	14.4	
Little chance	8.5	11.1	15.4	13.9	11.9	
Some chance	17.2	20.9	24.8	25.4	21.6	
Pretty good chance	26.1	26.1	27.0	23.9	25.9	
Very good chance	34.1	27.7	18.6	21.6	26.2	
N of Valid	982	980	827	635	3424	
N of Miss	38	12	7	12	69	

Table 50: What are the chances you would be seen as cool if you: smoked marijuana?






Response	6	8	10	12	Total	
No or very little chance	93.3	75.5	54.9	48.2	70.6	
Little chance	2.9	9.9	16.0	14.4	10.2	
Some chance	1.2	6.2	12.2	13.5	7.6	
Pretty good chance	1.5	4.0	9.2	11.9	6.0	
Very good chance	1.0	4.4	7.7	11.9	5.6	
N of Valid	985	981	823	637	3426	
N of Miss	35	11	11	10	67	

Table 51: What are the chances you would be seen as cool if you: carried a handgun?






Response	6	8	10	12	Total	
No or very little chance	84.1	75.9	74.4	75.4	77.8	
Little chance	7.6	10.4	15.0	12.1	11.0	
Some chance	3.1	6.7	5.5	7.4	5.5	
Pretty good chance	2.4	3.6	1.9	2.5	2.7	
Very good chance	2.7	3.4	3.2	2.7	3.0	
N of Valid	986	979	825	638	3428	
N of Miss	34	13	9	9	65	

Table 52: Think of your four best friends (the friends you feel closest to). In the past year (12 months), how many of your best friends have: participated in clubs, organizations or activities at school?






Response	6	8	10	12	Total	
0	13.6	9.8	7.2	8.8	10.1	
1	13.9	10.6	10.3	9.1	11.2	
2	18.9	17.6	16.3	16.7	17.5	
3	17.5	19.1	16.3	16.6	17.5	
4	36.2	43.0	50.0	48.8	43.8	
N of Valid	981	973	818	639	3411	
N of Miss	39	19	16	8	82	

Table 53: Think of your four best friends (the friends you feel closest to). In the past year (12 months), how many of your best friends have: smoked cigarettes?






Response	6	8	10	12	Total	
0	93.9	77.8	63.5	43.9	72.7	
1	4.8	12.2	15.0	20.7	12.3	
2	0.9	5.5	8.9	16.1	6.9	
3	0.3	1.9	5.7	7.8	3.4	
4	0.1	2.7	6.9	11.4	4.6	
N of Valid	993	972	824	638	3427	
N of Miss	27	20	10	9	66	

Table 54: Think of your four best friends (the friends you feel closest to). In the past year (12 months), how many of your best friends have: tried beer, wine or hard liquor (for example, vodka, whiskey, or gin) when their parents didn't know about it?






Response	6	8	10	12	Total	
0	89.2	65.1	43.3	28.3	60.0	
1	7.8	14.2	17.9	11.2	12.7	
2	1.6	9.1	12.3	14.2	8.6	
3	0.5	3.5	8.6	13.4	5.7	
4	0.9	8.1	17.9	33.0	13.0	
N of Valid	993	976	822	636	3427	
N of Miss	27	16	12	11	66	

Table 55: Think of your four best friends (the friends you feel closest to). In the past year (12 months), how many of your best friends have: made a commitment to stay drug-free?






Response	6	8	10	12	Total	
0	7.2	19.6	26.5	34.3	20.4	
1	5.1	9.6	12.5	14.3	9.9	
2	6.4	7.7	12.0	12.2	9.2	
3	9.3	11.5	11.4	8.9	10.4	
4	72.0	51.5	37.5	30.3	50.1	
N of Valid	986	968	815	638	3407	
N of Miss	34	24	19	9	86	

Table 56: Think of your four best friends (the friends you feel closest to). In the past year (12 months), how many of your best friends have: used marijuana?






Response	6	8	10	12	Total	
0	97.2	82.0	65.1	46.4	75.7	
1	2.1	8.4	13.3	15.5	9.1	
2	0.2	4.7	6.3	14.4	5.6	
3	0.2	1.5	6.3	9.7	3.8	
4	0.3	3.3	9.0	13.9	5.8	
N of Valid	993	969	822	638	3422	
N of Miss	27	23	12	9	71	

Table 57: Think of your four best friends (the friends you feel closest to). In the past year (12 months), how many of your best friends have: used prescription drugs or non-prescription drugs for the purposes of getting high?






Response	6	8	10	12	Total	
0	97.0	89.0	78.7	66.2	84.6	
1	2.3	5.6	9.0	12.4	6.7	
2	0.4	3.1	5.4	9.6	4.1	
3	0.0	1.2	3.2	6.3	2.3	
4	0.3	1.0	3.8	5.5	2.3	
N of Valid	994	976	820	637	3427	
N of Miss	26	16	14	10	66	

Table 58: Think of your four best friends (the friends you feel closest to). In the past year (12 months), how many of your best friends have: used synthetic marijuana (K2, spice) or bath salts?






Response	6	8	10	12	Total	
0	98.7	93.5	88.3	80.3	91.3	
1	0.8	4.0	4.4	8.2	3.9	
2	0.2	1.0	2.4	5.5	2.0	
3	0.2	0.9	2.4	2.0	1.3	
4	0.1	0.5	2.4	4.1	1.5	
N of Valid	991	973	820	638	3422	
N of Miss	29	19	14	9	71	

Table 59: Think of your four best friends (the friends you feel closest to). In the past year (12 months), how many of your best friends have: used LSD, cocaine, amphetamines, or other illegal drugs?






Response	6	8	10	12	Total	
0	98.4	93.8	90.8	85.4	92.8	
1	1.1	3.3	4.0	7.2	3.6	
2	0.3	1.7	2.6	3.1	1.8	
3	0.1	0.5	0.9	1.6	0.7	
4	0.1	0.7	1.7	2.7	1.1	
N of Valid	989	968	817	636	3410	
N of Miss	31	24	17	11	83	

Table 60: Think of your four best friends (the friends you feel closest to). In the past year (12 months), how many of your best friends have: tried to do well in school?






Response	6	8	10	12	Total	
0	2.1	2.6	3.2	3.9	2.8	
1	3.5	4.3	4.9	5.2	4.4	
2	7.0	9.8	12.6	13.3	10.3	
3	11.5	19.9	19.9	20.8	17.6	
4	75.8	63.4	59.4	56.9	64.8	
N of Valid	996	970	818	640	3424	
N of Miss	24	22	16	7	69	

Table 61: Think of your four best friends (the friends you feel closest to). In the past year (12 months), how many of your best friends have: been suspended from school?






Response	6	8	10	12	Total	
0	68.7	55.6	67.9	76.2	66.2	
1	18.8	21.6	15.6	12.2	17.6	
2	6.0	11.4	8.0	6.9	8.2	
3	2.4	3.9	3.6	2.7	3.2	
4	4.1	7.5	5.0	2.0	4.9	
N of Valid	989	974	816	639	3418	
N of Miss	31	18	18	8	75	

Table 62: Think of your four best friends (the friends you feel closest to). In the past year (12 months), how many of your best friends have: liked school?






Response	6	8	10	12	Total	
0	18.2	23.6	25.2	28.8	23.4	
1	12.1	13.1	13.7	15.2	13.4	
2	19.1	21.1	25.0	21.8	21.6	
3	22.0	18.8	18.0	15.2	18.9	
4	28.7	23.3	18.1	19.1	22.8	
N of Valid	991	974	817	639	3421	
N of Miss	29	18	17	8	72	

Table 63: Think of your four best friends (the friends you feel closest to). In the past year (12 months), how many of your best friends have: carried a handgun?






Response	6	8	10	12	Total	
0	95.6	93.4	91.3	93.3	93.5	
1	1.8	3.4	3.5	3.0	2.9	
2	1.3	1.6	2.3	1.6	1.7	
3	0.7	0.7	1.0	0.8	0.8	
4	0.6	0.8	1.8	1.4	1.1	
N of Valid	994	972	820	639	3425	
N of Miss	26	20	14	8	68	

Table 64: Think of your four best friends (the friends you feel closest to). In the past year (12 months), how many of your best friends have: sold illegal drugs?






Response	6	8	10	12	Total	
0	99.4	93.5	88.2	80.3	91.5	
1	0.4	4.3	6.4	10.9	4.9	
2	0.1	1.0	2.5	3.5	1.6	
3	0.1	0.3	1.8	2.2	1.0	
4	0.0	0.8	1.1	3.1	1.1	
N of Valid	982	969	815	635	3401	
N of Miss	38	23	19	12	92	

Table 65: Think of your four best friends (the friends you feel closest to). In the past year (12 months), how many of your best friends have: regularly attended religious services?






Response	6	8	10	12	Total	
0	23.7	19.3	16.1	15.0	19.0	
1	11.7	12.2	14.7	20.2	14.2	
2	12.8	18.5	19.7	22.4	17.9	
3	18.8	19.0	19.6	16.3	18.6	
4	33.1	31.0	30.0	26.0	30.4	
N of Valid	947	958	818	638	3361	
N of Miss	73	34	16	9	132	

Table 66: Think of your four best friends (the friends you feel closest to). In the past year (12 months), how many of your best friends have: stolen or tried to steal a motor vehicle such as a car or motorcycle?






Response	6	8	10	12	Total	
0	96.5	93.7	95.6	94.8	95.2	
1	1.9	3.1	3.0	2.2	2.6	
2	0.5	2.2	0.7	1.3	1.2	
3	0.5	0.5	0.1	0.5	0.4	
4	0.6	0.5	0.5	1.3	0.7	
N of Valid	996	970	820	639	3425	
N of Miss	24	22	14	8	68	

Table 67: Think of your four best friends (the friends you feel closest to). In the past year (12 months), how many of your best friends have: been arrested?






Response	6	8	10	12	Total	
0	94.5	84.7	82.6	81.3	86.4	
1	4.4	8.7	9.9	9.4	7.9	
2	0.6	3.7	4.0	7.1	3.5	
3	0.2	1.5	1.8	0.6	1.0	
4	0.3	1.3	1.7	1.6	1.2	
N of Valid	1000	973	820	638	3431	
N of Miss	20	19	14	9	62	

Table 68: Think of your four best friends (the friends you feel closest to). In the past year (12 months), how many of your best friends have: dropped out of school?






Response	6	8	10	12	Total	
0	96.0	96.3	93.3	88.4	94.0	
1	2.7	3.0	4.8	6.9	4.1	
2	1.2	0.2	1.1	2.3	1.1	
3	0.0	0.1	0.6	1.4	0.4	
4	0.1	0.4	0.2	0.9	0.4	
N of Valid	996	973	817	639	3425	
N of Miss	24	19	17	8	68	



Table 69: Think of your four best friends (the friends you feel closest to). In the past year (12 months), how many of your best friends have: been members of a gang?






Response	6	8	10	12	Total	
0	93.4	86.9	89.6	90.0	90.0	
1	3.3	6.0	4.3	4.7	4.6	
2	0.9	3.1	2.4	1.4	2.0	
3	0.9	1.6	0.6	1.1	1.1	
4	1.4	2.4	3.1	2.8	2.3	
N of Valid	991	972	818	640	3421	
N of Miss	29	20	16	7	72	

Table 70: How old were you when you first: smoked marijuana?










Response	6	8	10	12	Total	
Never	99.5	92.4	82.8	67.0	87.4	
10 or younger	0.2	0.6	0.6	0.6	0.5	
11	0.1	0.9	0.6	0.2	0.5	
12	0.1	1.5	2.2	2.4	1.4	
13	0.1	3.1	3.1	3.5	2.3	
14	0.0	1.1	4.2	4.1	2.1	
15	0.0	0.1	5.0	8.7	2.8	
16	0.0	0.0	1.5	8.4	1.9	
17 or older	0.0	0.2	0.0	5.2	1.0	
N of Valid	994	968	813	634	3409	
N of Miss	26	24	21	13	84	

Table 71: How old were you when you first: smoked a cigarette, even just a puff?










Response	6	8	10	12	Total	
Never	93.0	80.1	70.2	55.3	76.9	
10 or younger	5.5	6.7	5.8	6.4	6.1	
11	1.3	3.5	2.4	3.0	2.5	
12	0.1	5.0	2.9	5.7	3.2	
13	0.1	3.0	5.0	4.1	2.8	
14	0.0	1.4	5.5	4.6	2.6	
15	0.0	0.0	6.1	7.2	2.8	
16	0.0	0.0	1.8	8.3	2.0	
17 or older	0.0	0.2	0.2	5.5	1.1	
N of Valid	998	972	822	637	3429	
N of Miss	22	20	12	10	64	

Table 72: How old were you when you first: had more than a sip or two of beer, wine or hard liquor (for example, vodka, whiskey, or gin)?










Response	6	8	10	12	Total	
Never	84.5	65.6	52.1	35.3	62.2	
10 or younger	10.1	9.5	7.3	4.1	8.1	
11	4.1	5.5	3.8	2.5	4.1	
12	1.3	7.2	4.4	4.7	4.3	
13	0.0	10.1	6.3	9.1	6.1	
14	0.0	1.8	9.7	8.2	4.4	
15	0.0	0.2	12.8	11.1	5.2	
16	0.0	0.0	3.3	14.4	3.5	
17 or older	0.0	0.0	0.2	10.5	2.0	
N of Valid	995	976	821	637	3429	
N of Miss	25	16	13	10	64	

Table 73: How old were you when you first: began drinking alcoholic beverages regularly, that is, at least once or twice a month?










Response	6	8	10	12	Total	
Never	99.5	94.3	84.9	69.0	88.8	
10 or younger	0.2	0.5	0.2	0.3	0.3	
11	0.2	0.5	0.4	0.2	0.3	
12	0.1	1.2	0.6	0.9	0.7	
13	0.0	2.5	1.2	2.4	1.4	
14	0.0	0.8	3.4	3.1	1.6	
15	0.0	0.1	6.7	5.2	2.6	
16	0.0	0.1	2.6	10.0	2.5	
17 or older	0.0	0.0	0.0	8.9	1.7	
N of Valid	995	977	821	638	3431	
N of Miss	25	15	13	9	62	

Table 74: How old were you when you first: used Daztrex?


Response	6	8	10	12	Total	
Never	100.0	100.0	100.0	100.0	100.0	
10 or younger	0.0	0.0	0.0	0.0	0.0	
11	0.0	0.0	0.0	0.0	0.0	
12	0.0	0.0	0.0	0.0	0.0	
13	0.0	0.0	0.0	0.0	0.0	
14	0.0	0.0	0.0	0.0	0.0	
15	0.0	0.0	0.0	0.0	0.0	
16	0.0	0.0	0.0	0.0	0.0	
17 or older	0.0	0.0	0.0	0.0	0.0	
N of Valid	971	965	819	635	3390	
N of Miss	49	27	15	12	103	

Table 75: How old were you when you first: got suspended from school?










Response	6	8	10	12	Total	
Never	86.6	80.1	81.8	82.4	82.8	
10 or younger	9.0	7.4	3.6	3.3	6.2	
11	3.3	4.0	1.9	1.6	2.9	
12	1.1	3.8	2.2	2.0	2.3	
13	0.0	3.9	3.6	2.4	2.4	
14	0.0	0.6	2.6	1.9	1.1	
15	0.0	0.2	2.9	1.9	1.1	
16	0.0	0.0	1.1	3.3	0.9	
17 or older	0.0	0.0	0.2	1.3	0.3	
N of Valid	999	974	823	637	3433	
N of Miss	21	18	11	10	60	

Table 76: How old were you when you first: got arrested?










Response	6	8	10	12	Total	
Never	99.6	95.8	95.0	90.9	95.8	
10 or younger	0.2	0.3	0.6	0.8	0.4	
11	0.0	0.5	0.2	0.0	0.2	
12	0.1	1.0	0.6	0.3	0.5	
13	0.1	1.7	0.6	0.5	0.8	
14	0.0	0.2	0.8	1.6	0.6	
15	0.0	0.3	1.6	2.0	0.8	
16	0.0	0.0	0.4	2.5	0.6	
17 or older	0.0	0.1	0.1	1.4	0.3	
N of Valid	997	978	825	639	3439	
N of Miss	23	14	9	8	54	

Table 77: How old were you when you first: carried a handgun?


Response	6	8	10	12	Total	
Never	95.6	95.5	94.5	95.0	95.2	
10 or younger	2.9	0.8	1.9	0.6	1.7	
11	0.9	1.0	0.2	0.2	0.6	
12	0.6	1.1	0.6	0.3	0.7	
13	0.0	1.2	0.9	0.5	0.6	
14	0.0	0.2	0.7	0.3	0.3	
15	0.0	0.0	0.6	0.8	0.3	
16	0.0	0.0	0.4	1.3	0.3	
17 or older	0.0	0.1	0.1	1.1	0.3	
N of Valid	992	970	823	637	3422	
N of Miss	28	22	11	10	71	

Table 78: How old were you when you first: attacked someone with the idea of seriously hurting them?


Response	6	8	10	12	Total	
Never	90.4	84.8	84.7	82.0	85.8	
10 or younger	5.2	4.6	3.6	3.1	4.3	
11	3.0	2.8	1.7	0.9	2.2	
12	1.4	3.5	1.3	1.4	2.0	
13	0.0	3.4	2.1	2.8	2.0	
14	0.0	0.9	2.9	2.4	1.4	
15	0.0	0.1	2.6	2.0	1.0	
16	0.0	0.0	0.9	3.8	0.9	
17 or older	0.0	0.0	0.2	1.6	0.3	
N of Valid	995	978	823	638	3434	
N of Miss	25	14	11	9	59	

Table 79: How old were you when you first: belonged to a gang?

Response	6	8	10	12	Total	
Never	98.2	95.8	97.4	96.2	97.0	
10 or younger	0.9	1.0	0.0	0.8	0.7	
11	0.6	0.6	0.0	0.0	0.3	
12	0.3	0.4	0.4	0.3	0.3	
13	0.0	1.6	0.6	0.6	0.7	
14	0.0	0.5	0.9	0.5	0.4	
15	0.0	0.0	0.6	0.5	0.2	
16	0.0	0.0	0.1	0.8	0.2	
17 or older	0.0	0.0	0.0	0.3	0.1	
N of Valid	996	979	823	639	3437	
N of Miss	24	13	11	8	56	

Table 80: How wrong do you think it is for someone your age to: take a handgun to school?

Response	6	8	10	12	Total	
Very wrong	92.3	87.0	87.0	91.1	89.3	
Wrong	6.7	9.4	9.7	5.8	8.0	
A little bit wrong	0.5	2.6	2.1	2.5	1.9	
Not wrong at all	0.5	1.0	1.2	0.6	0.8	
N of Valid	1009	983	823	641	3456	
N of Miss	11	9	11	6	37	

Table 81: How wrong do you think it is for someone your age to: steal anything worth more than \$5?

Response	6	8	10	12	Total	
Very wrong	70.6	58.6	57.1	68.7	63.6	
Wrong	23.3	30.1	31.4	23.5	27.2	
A little bit wrong	5.1	10.0	9.3	6.2	7.7	
Not wrong at all	1.0	1.2	2.2	1.6	1.5	
N of Valid	1001	979	825	642	3447	
N of Miss	19	13	9	5	46	

Table 82: How wrong do you think it is for someone your age to: pick a fight with someone?





Response	6	8	10	12	Total	
Very wrong	60.0	38.5	33.6	46.1	45.0	
Wrong	26.8	33.0	34.0	28.9	30.7	
A little bit wrong	10.9	22.8	26.9	20.9	20.0	
Not wrong at all	2.3	5.8	5.5	4.1	4.4	
N of Valid	993	980	815	640	3428	
N of Miss	27	12	19	7	65	

Table 83: How wrong do you think it is for someone your age to: attack someone with the idea of seriously hurting them?





Response	6	8	10	12	Total	
Very wrong	84.8	69.4	63.1	65.7	71.7	
Wrong	10.0	19.4	24.8	21.5	18.4	
A little bit wrong	3.3	8.0	9.8	9.4	7.3	
Not wrong at all	1.9	3.2	2.3	3.4	2.7	
N of Valid	1000	973	819	641	3433	
N of Miss	20	19	15	6	60	

Table 84: How wrong do you think it is for someone your age to: stay away from school all day when their parents think they are at school?





Response	6	8	10	12	Total	
Very wrong	84.7	66.9	50.2	43.9	63.9	
Wrong	12.3	21.4	31.6	31.3	23.0	
A little bit wrong	1.9	9.4	14.8	21.0	10.7	
Not wrong at all	1.1	2.2	3.4	3.8	2.5	
N of Valid	1003	980	824	638	3445	
N of Miss	17	12	10	9	48	

Table 85: How wrong do you think it is for someone your age to: drink beer, wine or hard liquor (for example, vodka, whiskey, or gin) regularly?





Response	6	8	10	12	Total	
Very wrong	91.7	70.8	48.2	39.9	65.9	
Wrong	5.9	15.9	25.6	21.5	16.3	
A little bit wrong	1.6	9.6	20.0	26.1	12.8	
Not wrong at all	0.8	3.7	6.2	12.5	5.1	
N of Valid	1006	976	818	632	3432	
N of Miss	14	16	16	15	61	

Table 86: How wrong do you think it is for someone your age to: smoke cigarettes?





Response	6	8	10	12	Total	
Very wrong	91.0	75.2	56.3	44.7	69.6	
Wrong	6.6	14.0	22.3	19.9	14.9	
A little bit wrong	1.6	7.3	14.2	18.8	9.4	
Not wrong at all	0.8	3.6	7.2	16.6	6.0	
N of Valid	1002	979	822	638	3441	
N of Miss	18	13	12	9	52	

Table 87: How wrong do you think it is for someone your age to: smoke marijuana?





Response	6	8	10	12	Total	
Very wrong	96.1	82.3	64.1	54.9	76.9	
Wrong	2.6	9.6	14.8	13.3	9.5	
A little bit wrong	0.6	4.0	11.3	15.2	6.8	
Not wrong at all	0.7	4.1	9.7	16.6	6.8	
N of Valid	1002	977	822	638	3439	
N of Miss	18	15	12	9	54	



Table 88: How wrong do you think it is for someone your age to: use prescription drugs or non-prescription drugs for the purpose of getting high?





Response	6	8	10	12	Total	
Very wrong	97.0	88.0	78.6	72.4	85.5	
Wrong	2.0	8.3	13.2	15.4	9.0	
A little bit wrong	0.4	2.1	5.2	8.0	3.5	
Not wrong at all	0.6	1.5	2.9	4.1	2.1	
N of Valid	1002	978	823	635	3438	
N of Miss	18	14	11	12	55	

Table 89: How wrong do you think it is for someone your age to: use synthetic marijuana (K2, spice) or bath salts?





Response	6	8	10	12	Total	
Very wrong	96.7	89.8	81.0	75.9	87.1	
Wrong	2.2	7.2	11.4	13.7	8.0	
A little bit wrong	0.4	2.1	4.9	6.0	3.0	
Not wrong at all	0.7	0.9	2.7	4.4	1.9	
N of Valid	996	978	823	636	3433	
N of Miss	24	14	11	11	60	

Table 90: How wrong do you think it is for someone your age to: use LSD, cocaine, amphetamines or another illegal drug?





Response	6	8	10	12	Total	
Very wrong	98.1	92.4	88.3	87.3	92.2	
Wrong	1.3	5.7	8.6	7.4	5.4	
A little bit wrong	0.0	1.1	1.9	3.5	1.4	
Not wrong at all	0.6	0.7	1.1	1.9	1.0	
N of Valid	1004	979	821	637	3441	
N of Miss	16	13	13	10	52	

Table 91: At school during the past 12 months, did you receive help from the resource teacher, speech therapist or other special education teacher?



Response	6	8	10	12	Total	
No	75.5	86.5	90.3	91.4	85.2	
Yes	24.5	13.5	9.7	8.6	14.8	
N of Valid	902	904	755	580	3141	
N of Miss	118	88	79	67	352	

Table 92: How many times in the past year (12 months) have you: been suspended from school?









Response	6	8	10	12	Total	
Never	91.7	87.8	90.2	93.1	90.5	
1 to 2 times	6.7	9.5	7.5	5.8	7.5	
3 to 5 times	0.9	1.7	1.2	0.9	1.2	
6 to 9 times	0.5	0.5	0.5	0.2	0.4	
10 to 19 times	0.1	0.2	0.2	0.0	0.1	
20 to 29 times	0.1	0.2	0.0	0.0	0.1	
30 to 39 times	0.0	0.1	0.1	0.0	0.1	
40+ times	0.0	0.0	0.2	0.0	0.1	
N of Valid	997	983	814	635	3429	
N of Miss	23	9	20	12	64	

Table 93: How many times in the past year (12 months) have you: carried a handgun?









Response	6	8	10	12	Total	
Never	95.7	95.7	94.3	94.9	95.2	
1 to 2 times	2.5	2.7	2.6	2.4	2.6	
3 to 5 times	0.4	0.7	0.7	0.9	0.7	
6 to 9 times	0.5	0.1	0.6	0.3	0.4	
10 to 19 times	0.3	0.1	0.5	0.2	0.3	
20 to 29 times	0.2	0.0	0.2	0.5	0.2	
30 to 39 times	0.0	0.0	0.2	0.0	0.1	
40+ times	0.4	0.6	0.9	0.8	0.6	
N of Valid	991	983	820	633	3427	
N of Miss	29	9	14	14	66	

Table 94: How many times in the past year (12 months) have you: sold illegal drugs?









Response	6	8	10	12	Total	
Never	100.0	98.9	96.4	91.6	97.3	
1 to 2 times	0.0	0.4	1.8	3.3	1.2	
3 to 5 times	0.0	0.3	0.6	1.7	0.6	
6 to 9 times	0.0	0.2	0.5	0.6	0.3	
10 to 19 times	0.0	0.1	0.0	0.8	0.2	
20 to 29 times	0.0	0.0	0.2	0.3	0.1	
30 to 39 times	0.0	0.0	0.1	0.3	0.1	
40+ times	0.0	0.1	0.2	1.3	0.3	
N of Valid	985	975	811	633	3404	
N of Miss	35	17	23	14	89	

Table 95: How many times in the past year (12 months) have you: stolen or tried to steal a motor vehicle such as a car or motorcycle?





Response	6	8	10	12	Total	
Never	99.1	98.7	98.5	99.5	98.9	
1 to 2 times	0.9	1.0	1.1	0.5	0.9	
3 to 5 times	0.0	0.3	0.2	0.0	0.1	
6 to 9 times	0.0	0.0	0.0	0.0	0.0	
10 to 19 times	0.0	0.0	0.0	0.0	0.0	
20 to 29 times	0.0	0.0	0.0	0.0	0.0	
30 to 39 times	0.0	0.0	0.0	0.0	0.0	
40+ times	0.0	0.0	0.1	0.0	0.0	
N of Valid	985	982	815	633	3415	
N of Miss	35	10	19	14	78	

Table 96: How many times in the past year (12 months) have you: participated in clubs, organizations or activities at school?









Response	6	8	10	12	Total	
Never	23.9	24.7	22.0	22.9	23.5	
1 to 2 times	28.3	20.9	15.5	13.1	20.3	
3 to 5 times	19.6	15.7	14.3	11.9	15.8	
6 to 9 times	8.7	9.5	10.6	10.4	9.7	
10 to 19 times	7.3	8.8	7.9	10.6	8.5	
20 to 29 times	3.0	4.1	7.0	7.8	5.2	
30 to 39 times	1.8	2.0	2.8	2.7	2.3	
40+ times	7.4	14.2	20.0	20.6	14.8	
N of Valid	989	978	814	632	3413	
N of Miss	31	14	20	15	80	

Table 97: How many times in the past year (12 months) have you: been arrested?







Response	6	8	10	12	Total	
Never	99.5	96.8	96.7	95.4	97.3	
1 to 2 times	0.3	2.7	2.7	3.8	2.2	
3 to 5 times	0.1	0.4	0.2	0.6	0.3	
6 to 9 times	0.0	0.0	0.2	0.0	0.1	
10 to 19 times	0.1	0.1	0.0	0.0	0.1	
20 to 29 times	0.0	0.0	0.0	0.0	0.0	
30 to 39 times	0.0	0.0	0.0	0.0	0.0	
40+ times	0.0	0.0	0.1	0.2	0.1	
N of Valid	983	981	812	628	3404	
N of Miss	37	11	22	19	89	

Table 98: How many times in the past year (12 months) have you: attacked someone with the idea of seriously hurting them?


Response	6	8	10	12	Total	
Never	90.3	86.7	88.1	89.1	88.5	
1 to 2 times	7.0	8.6	7.4	8.1	7.7	
3 to 5 times	1.8	2.2	2.6	1.3	2.0	
6 to 9 times	0.4	1.4	0.9	1.1	0.9	
10 to 19 times	0.0	0.5	0.6	0.3	0.4	
20 to 29 times	0.2	0.1	0.0	0.0	0.1	
30 to 39 times	0.1	0.1	0.1	0.0	0.1	
40+ times	0.2	0.4	0.4	0.2	0.3	
N of Valid	988	982	815	632	3417	
N of Miss	32	10	19	15	76	

Table 99: How many times in the past year (12 months) have you: been drunk or high at school?


Response	6	8	10	12	Total	
Never	100.0	95.5	91.8	85.8	94.1	
1 to 2 times	0.0	3.0	3.8	5.4	2.8	
3 to 5 times	0.0	0.9	1.6	2.7	1.1	
6 to 9 times	0.0	0.1	0.5	1.7	0.5	
10 to 19 times	0.0	0.3	0.4	1.7	0.5	
20 to 29 times	0.0	0.1	0.6	0.9	0.4	
30 to 39 times	0.0	0.1	0.4	0.3	0.2	
40+ times	0.0	0.0	1.0	1.4	0.5	
N of Valid	985	980	817	632	3414	
N of Miss	35	12	17	15	79	

Table 100: How many times in the past year (12 months) have you: taken a handgun to school?


Response	6	8	10	12	Total	
Never	99.8	99.6	98.8	99.7	99.5	
1 to 2 times	0.2	0.2	0.7	0.0	0.3	
3 to 5 times	0.0	0.1	0.1	0.2	0.1	
6 to 9 times	0.0	0.0	0.1	0.2	0.1	
10 to 19 times	0.0	0.0	0.0	0.0	0.0	
20 to 29 times	0.0	0.0	0.0	0.0	0.0	
30 to 39 times	0.0	0.0	0.1	0.0	0.0	
40+ times	0.0	0.1	0.1	0.0	0.1	
N of Valid	983	980	815	629	3407	
N of Miss	37	12	19	18	86	

Table 101: Are you currently on probation, or assigned a probation officer with Juvenile Court?


Response	6	8	10	12	Total	
No	99.3	97.3	97.7	99.0	98.3	
Yes	0.7	2.7	2.3	1.0	1.7	
N of Valid	870	910	750	590	3120	
N of Miss	150	82	84	57	373	

Table 102: Have you ever belonged to a gang?


Response	6	8	10	12	Total	
No	96.5	93.6	94.5	94.0	94.7	
No, but would like to	0.5	1.2	1.1	1.7	1.1	
Yes, in the past	1.9	2.5	2.7	2.4	2.4	
Yes, belong now	0.9	2.2	1.5	1.6	1.5	
Yes, but would like to get out	0.2	0.4	0.2	0.3	0.3	
N of Valid	1005	983	819	638	3445	
N of Miss	15	9	15	9	48	

Table 103: If you have ever belonged to a gang, did that gang have a name?

Response	6	8	10	12	Total
No	5.5	7.5	7.5	14.3	8.2
Yes	2.4	5.1	4.3	4.3	4.0
I have never belonged to a gang	92.1	87.4	88.1	81.4	87.8
N of Valid	999	970	808	628	3405
N of Miss	21	22	26	19	88

Table 104: You are at a party at someone's house, and one of your friends offers you a drink containing alcohol. What would you say or do?

Response	6	8	10	12	Total
Drink it	2.9	17.5	27.7	41.9	20.2
Tell your friend, 'No thanks, I don't drink' and suggest that you and your friend go and do something else	48.1	41.2	33.3	23.9	38.1
Just say, 'No thanks' and walk away	30.2	27.0	29.3	28.5	28.8
Make up a good excuse, tell your friend you had something else to do, and leave	18.9	14.2	9.7	5.7	12.9
N of Valid	1001	976	812	632	3421
N of Miss	19	16	22	15	72

Table 105: How often do you attend religious services or activities?

Response	6	8	10	12	Total
Never	16.1	13.2	10.4	13.7	13.5
Rarely	19.4	23.9	20.4	24.3	21.8
1-2 Times a Month	11.3	12.5	13.8	15.3	13.0
About Once a Week or More	53.2	50.5	55.4	46.7	51.7
N of Valid	977	971	814	634	3396
N of Miss	43	21	20	13	97

Table 106: I think sometimes it's okay to cheat at school.





Response	6	8	10	12	Total	
NO!	70.4	38.9	20.8	23.3	40.9	
no	24.1	39.2	41.5	37.3	35.0	
yes	4.3	19.5	31.5	32.6	20.3	
YES!	1.3	2.4	6.2	6.8	3.8	
N of Valid	1006	980	822	632	3440	
N of Miss	14	12	12	15	53	

Table 107: It is important to think before you act.





Response	6	8	10	12	Total	
NO!	1.3	1.4	1.1	1.6	1.3	
no	1.6	3.6	3.4	2.1	2.7	
yes	22.7	34.5	37.8	39.8	32.8	
YES!	74.4	60.5	57.7	56.6	63.2	
N of Valid	1004	980	822	633	3439	
N of Miss	16	12	12	14	54	

Table 108: Sometimes I think that life is not worth it.





Response	6	8	10	12	Total	
NO!	61.3	49.9	46.2	50.0	52.3	
no	19.9	22.9	24.4	27.8	23.3	
yes	14.0	18.6	22.5	16.3	17.8	
YES!	4.9	8.6	7.0	5.9	6.6	
N of Valid	986	969	819	630	3404	
N of Miss	34	23	15	17	89	



Table 109: At times I think I am no good at all.





Response	6	8	10	12	Total	
NO!	39.1	35.5	31.3	36.3	35.7	
no	24.8	24.9	27.0	31.9	26.7	
yes	25.4	27.1	30.6	24.6	27.0	
YES!	10.7	12.5	11.2	7.3	10.7	
N of Valid	992	968	815	631	3406	
N of Miss	28	24	19	16	87	

Table 110: All in all, I am inclined to think that I am a failure.





Response	6	8	10	12	Total	
NO!	58.3	50.7	46.2	50.2	51.7	
no	24.5	29.0	32.2	33.9	29.4	
yes	13.0	14.7	14.7	12.0	13.7	
YES!	4.1	5.7	6.9	4.0	5.2	
N of Valid	990	973	816	632	3411	
N of Miss	30	19	18	15	82	

Table 111: In the past year, have you felt depressed or sad MOST days, even if you felt okay sometimes?





Response	6	8	10	12	Total	
NO!	32.8	33.8	29.3	36.2	32.9	
no	24.6	23.6	25.3	28.5	25.2	
yes	28.0	25.8	29.1	24.8	27.0	
YES!	14.6	16.8	16.4	10.4	14.9	
N of Valid	992	974	819	632	3417	
N of Miss	28	18	15	15	76	

Table 112: It is all right to beat up people if they start the fight.





Response	6	8	10	12	Total	
NO!	52.9	31.2	24.3	29.2	35.5	
no	20.4	21.1	20.5	20.0	20.6	
yes	15.7	25.4	27.4	28.5	23.6	
YES!	11.0	22.3	27.8	22.3	20.3	
N of Valid	994	977	818	631	3420	
N of Miss	26	15	16	16	73	

Table 113: I think it is okay to take something without asking if you can get away with it.





Response	6	8	10	12	Total	
NO!	84.2	64.5	55.6	60.9	67.4	
no	14.1	28.3	38.8	32.0	27.4	
yes	1.2	5.4	4.2	5.4	3.9	
YES!	0.5	1.7	1.5	1.7	1.3	
N of Valid	993	976	819	631	3419	
N of Miss	27	16	15	16	74	

Table 114: Where do you get the most information about living a drug and alcohol free life? Parents/guardians





Response	6	8	10	12	Total	
All the time	47.2	49.3	38.4	37.0	43.8	
Most	24.1	22.5	27.8	24.4	24.6	
Some	19.0	17.2	21.8	22.8	19.9	
Very little	9.7	11.0	11.9	15.8	11.8	
N of Valid	979	960	812	632	3383	
N of Miss	41	32	22	15	110	

Table 115: Where do you get the most information about living a drug and alcohol free life? Friends





Response	6	8	10	12	Total	
All the time	19.6	15.7	11.6	12.5	15.2	
Most	14.9	15.4	15.1	19.2	15.9	
Some	28.4	29.0	31.4	29.9	29.6	
Very little	37.1	39.9	41.9	38.4	39.3	
N of Valid	948	949	807	625	3329	
N of Miss	72	43	27	22	164	

Table 116: Where do you get the most information about living a drug and alcohol free life? Family members





Response	6	8	10	12	Total	
All the time	41.0	37.3	28.1	25.0	33.8	
Most	25.1	24.9	27.2	24.8	25.5	
Some	22.1	21.7	27.9	26.6	24.2	
Very little	11.8	16.2	16.8	23.6	16.5	
N of Valid	964	953	809	628	3354	
N of Miss	56	39	25	19	139	

Table 117: Where do you get the most information about living a drug and alcohol free life? School





Response	6	8	10	12	Total	
All the time	58.2	49.2	36.5	29.3	45.1	
Most	26.7	27.5	29.2	30.4	28.2	
Some	8.5	14.2	22.9	26.0	16.8	
Very little	6.7	9.0	11.4	14.3	9.9	
N of Valid	975	963	813	624	3375	
N of Miss	45	29	21	23	118	

Table 118: Where do you get the most information about living a drug and alcohol free life? Internet





Response	6	8	10	12	Total	
All the time	12.4	13.8	9.6	10.4	11.7	
Most	9.6	10.2	10.1	10.4	10.0	
Some	18.9	22.9	24.9	27.7	23.1	
Very little	59.1	53.2	55.5	51.4	55.1	
N of Valid	954	945	804	624	3327	
N of Miss	66	47	30	23	166	

Table 119: Where do you get the most information about living a drug and alcohol free life? TV





Response	6	8	10	12	Total	
All the time	16.1	17.3	11.2	12.0	14.5	
Most	13.0	13.4	13.7	12.8	13.2	
Some	28.7	30.8	29.2	33.1	30.2	
Very little	42.3	38.5	46.0	42.2	42.1	
N of Valid	956	941	805	626	3328	
N of Miss	64	51	29	21	165	

Table 120: Where do you get the most information about living a drug and alcohol free life? Social media





Response	6	8	10	12	Total	
All the time	15.4	13.7	9.4	11.1	12.6	
Most	10.0	10.9	11.9	11.5	11.0	
Some	18.8	27.3	24.6	29.0	24.6	
Very little	55.8	48.1	54.1	48.4	51.8	
N of Valid	921	934	798	624	3277	
N of Miss	99	58	36	23	216	

Table 121: How much do you think people risk harming themselves (physically or in other ways) if they: smoked one or more packs of cigarettes per day?

Response	6	8	10	12	Total	
No risk	11.5	10.3	6.4	5.0	8.7	
Slight risk	7.6	6.2	7.4	7.2	7.1	
Moderate risk	18.8	19.1	20.2	21.6	19.7	
Great risk	62.1	64.4	66.0	66.2	64.4	
N of Valid	984	964	808	624	3380	
N of Miss	36	28	26	23	113	

Table 122: How much do you think people risk harming themselves (physically or in other ways) if they: try marijuana once or twice?

Response	6	8	10	12	Total	
No risk	12.6	16.4	25.4	38.7	21.6	
Slight risk	16.5	24.0	25.9	20.5	21.6	
Moderate risk	27.5	23.7	21.4	17.8	23.2	
Great risk	43.4	35.8	27.3	23.0	33.6	
N of Valid	977	957	807	625	3366	
N of Miss	43	35	27	22	127	

Table 123: How much do you think people risk harming themselves (physically or in other ways) if they: smoke marijuana once or twice a week?

Response	6	8	10	12	Total	
No risk	12.1	13.2	17.4	25.2	16.2	
Slight risk	6.9	10.8	16.3	18.5	12.4	
Moderate risk	17.2	21.0	23.2	19.7	20.2	
Great risk	63.8	54.9	43.0	36.6	51.2	
N of Valid	955	952	797	623	3327	
N of Miss	65	40	37	24	166	

Table 124: How much do you think people risk harming themselves (physically or in other ways) if they: take one or two drinks of an alcoholic beverage (beer, wine, liquor) nearly every day?





Response	6	8	10	12	Total	
No risk	12.6	13.7	11.9	12.5	12.7	
Slight risk	14.2	19.9	22.1	20.5	18.9	
Moderate risk	25.2	23.3	29.3	27.7	26.1	
Great risk	48.1	43.1	36.6	39.4	42.3	
N of Valid	980	961	805	625	3371	
N of Miss	40	31	29	22	122	

Table 125: How much do you think people risk harming themselves (physically or in other ways) if they: have five or more drinks of an alcoholic beverage once or twice each weekend?





Response	6	8	10	12	Total	
No risk	12.1	11.0	8.7	9.9	10.6	
Slight risk	7.6	9.4	12.9	16.9	11.1	
Moderate risk	23.4	22.0	26.4	26.0	24.2	
Great risk	56.8	57.6	52.0	47.1	54.1	
N of Valid	981	960	804	626	3371	
N of Miss	39	32	30	21	122	

Table 126: How much do you think people risk harming themselves (physically or in other ways) if they: use prescription drugs that are not prescribed to them?





Response	6	8	10	12	Total	
No risk	11.3	9.2	6.3	5.1	8.3	
Slight risk	4.7	5.0	7.7	9.3	6.4	
Moderate risk	14.5	16.4	18.5	18.3	16.7	
Great risk	69.5	69.4	67.5	67.3	68.6	
N of Valid	977	961	805	627	3370	
N of Miss	43	31	29	20	123	

Table 127: How much do you think people risk harming themselves (physically or in other ways) if they: use non-prescription drugs to get high?

Response	6	8	10	12	Total
No risk	12.0	9.9	5.9	4.9	8.6
Slight risk	2.9	3.7	6.2	7.5	4.8
Moderate risk	10.2	11.5	16.6	16.4	13.3
Great risk	74.9	74.9	71.3	71.1	73.3
N of Valid	976	963	807	627	3373
N of Miss	44	29	27	20	120

Table 128: Have you ever used smokeless tobacco (chew, snuff, plug, dipping tobacco, or chewing tobacco)?

Response	6	8	10	12	Total
Never	96.0	89.0	83.5	75.6	87.3
Once or Twice	3.2	7.3	9.2	10.7	7.2
Once in a while but not regularly	0.6	1.6	2.7	5.3	2.3
Regularly in the past	0.1	1.0	2.0	2.7	1.3
Regularly now	0.1	1.0	2.6	5.6	2.0
N of Valid	1000	972	814	624	3410
N of Miss	20	20	20	23	83

Table 129: How often have you taken smokeless tobacco during the past 30 days?

Response	6	8	10	12	Total
Not at all	99.4	96.3	93.9	88.3	95.2
Once or twice	0.4	1.8	2.8	5.0	2.2
Once or twice per week	0.1	0.5	0.9	0.6	0.5
Three to five times per week	0.0	0.5	0.5	0.5	0.4
About once a day	0.0	0.3	0.6	0.3	0.3
More than once a day	0.1	0.6	1.4	5.3	1.5
N of Valid	999	970	814	625	3408
N of Miss	21	22	20	22	85

Table 130: Have you ever smoked cigarettes?






Response	6	8	10	12	Total	
Never	92.8	81.8	74.4	57.7	78.8	
Once or Twice	6.4	11.4	12.2	15.7	10.9	
Once in a while but not regularly	0.5	3.6	6.3	12.8	5.0	
Regularly in the past	0.3	1.9	2.2	5.8	2.2	
Regularly now	0.0	1.3	4.9	8.1	3.1	
N of Valid	997	971	811	626	3405	
N of Miss	23	21	23	21	88	

Table 131: How frequently have you smoked cigarettes during the past 30 days?








Response	6	8	10	12	Total	
Not at all	99.3	95.2	90.5	79.9	92.4	
Less than one cigarette per day	0.3	2.7	3.7	10.2	3.6	
One to five cigarettes per day	0.3	1.3	2.7	4.6	2.0	
About one-half pack per day	0.0	0.5	1.6	2.1	0.9	
About one pack per day	0.0	0.1	0.7	2.1	0.6	
About one and one-half packs per day	0.0	0.1	0.5	0.6	0.3	
Two packs or more per day	0.1	0.1	0.2	0.5	0.2	
N of Valid	995	970	812	626	3403	
N of Miss	25	22	22	21	90	

Table 132: Which statement best describes rules about smoking inside your home?






Response	6	8	10	12	Total	
Smoking is not allowed anywhere inside your home	66.8	68.7	75.0	74.4	70.7	
Smoking is allowed in some places and at some times	8.4	7.5	6.1	5.9	7.1	
Smoking is allowed anywhere inside the home	2.1	3.3	4.0	5.0	3.4	
There are no rules about smoking inside the home	4.0	6.5	5.9	8.3	6.0	
I don't know	18.6	14.0	9.0	6.4	12.8	
N of Valid	988	965	808	624	3385	
N of Miss	32	27	26	23	108	



Table 133: Which statement best describes rules about smoking in your family cars?







Response	6	8	10	12	Total	
Smoking is never allowed in any car	64.2	61.7	64.2	62.1	63.1	
Smoking is allowed sometimes or in some cars	12.9	12.8	11.6	15.7	13.1	
Smoking is allowed in any car anytime	3.4	4.4	5.1	6.7	4.7	
There are no rules about smoking in the car	3.9	6.7	8.6	7.5	6.5	
We do not have a family car	0.8	0.7	1.1	2.1	1.1	
I don't know	14.9	13.7	9.4	5.9	11.6	
N of Valid	985	961	810	626	3382	
N of Miss	35	31	24	21	111	

Table 134: During this school year, were you taught in any of your classes about the dangers of tobacco use?






Response	6	8	10	12	Total	
Strongly agree	46.1	31.3	18.2	14.9	29.4	
Agree	25.7	31.3	31.0	27.8	29.0	
Disagree	8.1	10.6	17.5	19.7	13.2	
Strongly disagree	6.0	10.8	14.4	19.7	11.9	
I don't know	14.0	16.0	18.9	17.8	16.5	
N of Valid	971	943	793	618	3325	
N of Miss	49	49	41	29	168	

Table 135: During the past 12 months, have you participated in any community activities to discourage people your age from using cigarettes, chewing tobacco, snuff, dip or cigars?






Response	6	8	10	12	Total	
Strongly agree	27.1	18.5	14.8	16.8	19.8	
Agree	15.4	19.3	14.8	16.8	16.6	
Disagree	13.3	20.0	22.3	17.9	18.2	
Strongly disagree	18.0	22.5	27.6	32.0	24.2	
I don't know	26.2	19.7	20.5	16.5	21.2	
N of Valid	958	937	790	619	3304	
N of Miss	62	55	44	28	189	

Table 136: Think back over the last two weeks. How many times have you had five or more alcoholic drinks in a row?







Response	6	8	10	12	Total	
None	98.8	94.5	89.0	80.1	91.8	
Once	0.7	2.5	4.8	6.9	3.3	
Twice	0.2	1.3	2.9	6.6	2.3	
3-5 times	0.2	1.3	1.8	4.2	1.6	
6-9 times	0.0	0.2	0.9	0.3	0.3	
10 or more times	0.1	0.2	0.8	1.9	0.6	
N of Valid	992	954	800	623	3369	
N of Miss	28	38	34	24	124	

Table 137: During the past 30 days, how many times did you ride in a car or other vehicle driven by someone who had been drinking alcohol or using drugs to get high?






Response	6	8	10	12	Total	
0 times	90.5	91.4	85.9	81.8	88.0	
1 time	4.7	4.2	6.1	6.0	5.1	
2 or 3 times	2.9	2.3	4.5	6.9	3.9	
4 or 5 times	0.4	0.4	0.9	1.3	0.7	
6 or more times	1.5	1.7	2.6	4.0	2.3	
N of Valid	987	948	799	621	3355	
N of Miss	33	44	35	26	138	

Table 138: During the past 30 days, how many times did you drive a car or other vehicle when you had been drinking alcohol or using drugs to get high?







Response	6	8	10	12	Total	
I did not drive a car in the past 30 days	53.6	56.7	33.1	18.1	42.9	
0 times	45.9	41.7	63.1	71.0	53.6	
1 time	0.3	0.8	2.1	5.3	1.8	
2 or 3 times	0.1	0.5	0.4	2.6	0.8	
4 or 5 times	0.1	0.0	0.4	0.5	0.2	
6 or more times	0.0	0.2	0.9	2.6	0.8	
N of Valid	953	927	792	620	3292	
N of Miss	67	65	42	27	201	

Table 139: If you drank alcohol (not just a sip or taste) in the past year, how did you usually get it?













Response	6	8	10	12	Total	
I did not drink alcohol in the past year	93.5	82.0	67.6	47.5	75.6	
I bought it myself with a fake ID	0.0	0.1	0.4	1.0	0.3	
I bought it myself without a fake ID	0.0	0.2	0.1	1.3	0.3	
I got it from someone I know age 21 or older	0.8	2.8	9.9	25.9	8.2	
I got it from someone I know under age 21	0.2	1.8	5.7	7.3	3.3	
I got it from my brother or sister	0.1	1.0	0.8	1.5	0.8	
I got it from home with my parents' permission	1.0	3.0	4.3	3.9	2.9	
I got it from home without my parents' permission	0.7	3.8	2.8	2.0	2.3	
I got it from another relative	0.3	1.1	1.5	1.6	1.1	
A stranger bought it for me	0.0	0.0	0.9	2.1	0.6	
I took it from a store or shop	0.0	0.1	0.3	0.2	0.1	
Other	3.3	4.2	5.8	5.7	4.6	
N of Valid	973	942	791	613	3319	
N of Miss	47	50	43	34	174	

Table 140: If you drank alcohol (not just a sip or taste) in the past year, where did you usually drink it?











Response	6	8	10	12	Total	
I did not drink alcohol in the past year	95.7	83.8	69.0	49.1	77.4	
at my home	1.8	7.1	9.7	9.7	6.6	
at someone else's home	1.3	6.2	16.5	32.7	12.1	
at an open area like a park, beach, field, back road, woods, or a street corner	1.1	1.4	2.8	3.8	2.1	
at a sporting event or concert	0.0	0.4	0.1	0.8	0.3	
at a restaurant, bar, or a nightclub	0.0	0.2	0.5	0.5	0.3	
at an empty building or a construction site	0.1	0.1	0.1	0.3	0.2	
at a hotel/motel	0.0	0.2	0.4	0.8	0.3	
in a car	0.0	0.2	0.6	1.2	0.4	
at school	0.0	0.4	0.3	1.0	0.4	
N of Valid	966	936	777	599	3278	
N of Miss	54	56	57	48	215	

Table 141: How do you feel about someone your age having one or two drinks of an alcoholic beverage nearly every day?





Response	6	8	10	12	Total	
Neither approve nor disapprove	15.6	22.7	28.5	32.7	23.9	
Somewhat disapprove	4.9	12.5	21.4	18.3	13.5	
Strongly disapprove	64.0	52.8	41.7	41.9	51.4	
Don't know or can't say	15.6	12.0	8.4	7.1	11.3	
N of Valid	969	943	796	623	3331	
N of Miss	51	49	38	24	162	

Table 142: On how many occasions have you had alcoholic beverages (beer, wine or hard liquor) to drink in your lifetime - more than just a few sips?








Response	6	8	10	12	Total	
0	90.3	75.3	60.5	40.9	69.9	
01/02/13	7.3	12.4	13.6	10.8	10.9	
03/05/13	1.7	5.6	8.8	11.5	6.3	
06/09/13	0.3	1.3	5.1	6.3	2.8	
10/19/13	0.0	2.7	6.4	10.0	4.1	
20-39	0.3	0.9	2.6	7.9	2.4	
40	0.1	1.7	3.0	12.5	3.5	
N of Valid	993	957	803	618	3371	
N of Miss	27	35	31	29	122	

Table 143: On how many occasions have you drunk one of more drinks of an alcoholic beverage during the past 30 days?








Response	6	8	10	12	Total	
0	99.0	92.5	84.8	70.2	88.5	
01/02/13	0.8	4.8	9.4	16.9	6.9	
03/05/13	0.2	1.6	3.5	4.7	2.2	
06/09/13	0.0	0.6	1.2	4.2	1.2	
10/19/13	0.0	0.4	0.4	2.8	0.7	
20-39	0.0	0.0	0.5	0.5	0.2	
40	0.0	0.1	0.2	0.8	0.2	
N of Valid	988	955	801	617	3361	
N of Miss	32	37	33	30	132	

Table 144: On how many occasions have you used marijuana (grass, pot) or hashish (hash, hash oil) in your lifetime?


Response	6	8	10	12	Total	
0	99.4	92.3	83.8	68.6	88.0	
01/02/13	0.5	3.1	4.7	7.0	3.5	
03/05/13	0.1	1.6	3.0	3.7	1.9	
06/09/13	0.0	1.5	1.2	3.7	1.4	
10/19/13	0.0	0.3	1.6	2.4	0.9	
20-39	0.0	0.6	1.4	2.8	1.0	
40	0.0	0.5	4.2	11.7	3.3	
N of Valid	993	953	801	614	3361	
N of Miss	27	39	33	33	132	

Table 145: On how many occasions have you used marijuana (grass, pot) or hashish (hash, hash oil) during the past 30 days?


Response	6	8	10	12	Total	
0	99.9	97.2	92.3	84.6	94.5	
01/02/13	0.1	1.6	3.1	5.7	2.3	
03/05/13	0.0	0.4	1.7	2.8	1.0	
06/09/13	0.0	0.2	0.7	0.3	0.3	
10/19/13	0.0	0.4	1.0	1.6	0.7	
20-39	0.0	0.1	0.2	1.5	0.4	
40	0.0	0.1	0.9	3.4	0.9	
N of Valid	991	957	802	609	3359	
N of Miss	29	35	32	38	134	

Table 146: On how many occasions have you used LSD or other psychedelics in your lifetime?


Response	6	8	10	12	Total	
0	99.9	99.3	98.4	94.5	98.4	
01/02/13	0.1	0.4	0.7	1.8	0.7	
03/05/13	0.0	0.1	0.2	1.6	0.4	
06/09/13	0.0	0.0	0.1	0.8	0.2	
10/19/13	0.0	0.1	0.4	0.5	0.2	
20-39	0.0	0.0	0.1	0.3	0.1	
40	0.0	0.1	0.0	0.5	0.1	
N of Valid	986	953	803	614	3356	
N of Miss	34	39	31	33	137	

Table 147: On how many occasions have you used LSD or other psychedelics during the past 30 days?


Response	6	8	10	12	Total	
0	99.9	99.9	99.0	98.4	99.4	
01/02/13	0.1	0.1	0.9	1.0	0.4	
03/05/13	0.0	0.0	0.0	0.0	0.0	
06/09/13	0.0	0.0	0.1	0.7	0.1	
10/19/13	0.0	0.0	0.0	0.0	0.0	
20-39	0.0	0.0	0.0	0.0	0.0	
40	0.0	0.0	0.0	0.0	0.0	
N of Valid	983	953	804	614	3354	
N of Miss	37	39	30	33	139	

Table 148: On how many occasions have you used cocaine or crack in your lifetime?


Response	6	8	10	12	Total	
0	100.0	99.1	98.8	97.7	99.0	
01/02/13	0.0	0.6	0.9	1.0	0.6	
03/05/13	0.0	0.1	0.0	0.3	0.1	
06/09/13	0.0	0.1	0.1	0.0	0.1	
10/19/13	0.0	0.1	0.1	0.5	0.1	
20-39	0.0	0.0	0.1	0.3	0.1	
40	0.0	0.0	0.0	0.2	0.0	
N of Valid	989	955	802	614	3360	
N of Miss	31	37	32	33	133	

Table 149: On how many occasions have you used cocaine or crack during the past 30 days?


Response	6	8	10	12	Total	
0	100.0	99.8	99.6	99.2	99.7	
01/02/13	0.0	0.1	0.2	0.5	0.2	
03/05/13	0.0	0.0	0.1	0.2	0.1	
06/09/13	0.0	0.1	0.0	0.0	0.0	
10/19/13	0.0	0.0	0.0	0.0	0.0	
20-39	0.0	0.0	0.0	0.2	0.0	
40	0.0	0.0	0.0	0.0	0.0	
N of Valid	989	953	801	611	3354	
N of Miss	31	39	33	36	139	

Table 150: On how many occasions have you sniffed glue, breathed the contents of an aerosol spray can, or inhaled other gases or sprays, in order to get high in your lifetime?








Response	6	8	10	12	Total	
0	97.4	94.2	93.4	92.0	94.5	
01/02/13	1.6	3.4	3.4	3.9	3.0	
03/05/13	0.6	1.1	1.4	1.6	1.1	
06/09/13	0.2	0.4	0.6	0.3	0.4	
10/19/13	0.0	0.2	0.7	0.8	0.4	
20-39	0.1	0.3	0.1	0.2	0.2	
40	0.1	0.4	0.4	1.1	0.4	
N of Valid	986	952	803	613	3354	
N of Miss	34	40	31	34	139	

Table 151: On how many occasions have you sniffed glue, breathed the contents of an aerosol spray can, or inhaled other gases or sprays, in order to get high during the past 30 days?







Response	6	8	10	12	Total	
0	98.6	97.8	98.0	98.2	98.2	
01/02/13	1.1	1.7	1.2	1.0	1.3	
03/05/13	0.2	0.1	0.7	0.3	0.3	
06/09/13	0.0	0.2	0.0	0.0	0.1	
10/19/13	0.0	0.0	0.0	0.3	0.1	
20-39	0.1	0.2	0.0	0.2	0.1	
40	0.0	0.0	0.0	0.0	0.0	
N of Valid	989	951	801	614	3355	
N of Miss	31	41	33	33	138	

Table 152: On how many occasions have you used Daztrex in your lifetime?


Response	6	8	10	12	Total	
0	100.0	100.0	100.0	100.0	100.0	
01/02/13	0.0	0.0	0.0	0.0	0.0	
03/05/13	0.0	0.0	0.0	0.0	0.0	
06/09/13	0.0	0.0	0.0	0.0	0.0	
10/19/13	0.0	0.0	0.0	0.0	0.0	
20-39	0.0	0.0	0.0	0.0	0.0	
40	0.0	0.0	0.0	0.0	0.0	
N of Valid	980	945	801	614	3340	
N of Miss	40	47	33	33	153	

Table 153: On how many occasions have you used Daztrex during the past 30 days?


Response	6	8	10	12	Total	
0	100.0	100.0	100.0	100.0	100.0	
01/02/13	0.0	0.0	0.0	0.0	0.0	
03/05/13	0.0	0.0	0.0	0.0	0.0	
06/09/13	0.0	0.0	0.0	0.0	0.0	
10/19/13	0.0	0.0	0.0	0.0	0.0	
20-39	0.0	0.0	0.0	0.0	0.0	
40	0.0	0.0	0.0	0.0	0.0	
N of Valid	980	949	802	613	3344	
N of Miss	40	43	32	34	149	

Table 154: On how many occasions have you used synthetic marijuana in your lifetime?








Response	6	8	10	12	Total	
0	99.9	98.1	95.0	91.0	96.6	
01/02/13	0.1	1.3	2.6	3.8	1.7	
03/05/13	0.0	0.2	1.1	2.1	0.7	
06/09/13	0.0	0.1	0.0	1.0	0.2	
10/19/13	0.0	0.1	0.5	0.8	0.3	
20-39	0.0	0.1	0.1	0.7	0.2	
40	0.0	0.1	0.6	0.7	0.3	
N of Valid	984	952	801	613	3350	
N of Miss	36	40	33	34	143	



Table 155: On how many occasions have you used synthetic marijuana during the past 30 days?


Response	6	8	10	12	Total	
0	100.0	99.6	98.4	97.7	99.1	
01/02/13	0.0	0.2	0.5	1.1	0.4	
03/05/13	0.0	0.0	0.5	0.3	0.2	
06/09/13	0.0	0.1	0.1	0.7	0.2	
10/19/13	0.0	0.1	0.4	0.0	0.1	
20-39	0.0	0.0	0.0	0.0	0.0	
40	0.0	0.0	0.1	0.2	0.1	
N of Valid	982	950	801	614	3347	
N of Miss	38	42	33	33	146	

Table 156: On how many occasions have you used methamphetamines (meth, speed, crank, crystal meth) in your lifetime?


Response	6	8	10	12	Total	
0	99.9	99.7	98.8	97.6	99.1	
01/02/13	0.1	0.3	0.6	1.1	0.5	
03/05/13	0.0	0.0	0.4	0.2	0.1	
06/09/13	0.0	0.0	0.1	0.2	0.1	
10/19/13	0.0	0.0	0.0	0.0	0.0	
20-39	0.0	0.0	0.1	0.3	0.1	
40	0.0	0.0	0.0	0.7	0.1	
N of Valid	984	948	803	614	3349	
N of Miss	36	44	31	33	144	

Table 157: On how many occasions have you used methamphetamines (meth, speed, crank, crystal meth) in the past 30 days?


Response	6	8	10	12	Total	
0	99.8	99.8	99.6	99.2	99.6	
01/02/13	0.1	0.2	0.2	0.0	0.1	
03/05/13	0.1	0.0	0.1	0.2	0.1	
06/09/13	0.0	0.0	0.0	0.3	0.1	
10/19/13	0.0	0.0	0.0	0.2	0.0	
20-39	0.0	0.0	0.0	0.0	0.0	
40	0.0	0.0	0.0	0.2	0.0	
N of Valid	984	950	801	613	3348	
N of Miss	36	42	33	34	145	

Table 158: On how many occasions have you used other chemical products (bath salts, plant food, etc.) in your lifetime?


Response	6	8	10	12	Total	
0	98.9	99.9	99.1	99.0	99.3	
01/02/13	0.7	0.1	0.4	0.5	0.4	
03/05/13	0.3	0.0	0.1	0.0	0.1	
06/09/13	0.1	0.0	0.1	0.0	0.1	
10/19/13	0.0	0.0	0.1	0.2	0.1	
20-39	0.0	0.0	0.0	0.0	0.0	
40	0.0	0.0	0.1	0.3	0.1	
N of Valid	983	947	801	614	3345	
N of Miss	37	45	33	33	148	

Table 159: On how many occasions have you used other chemical products (bath salts, plant food, etc.) during the past 30 days?


Response	6	8	10	12	Total	
0	99.9	100.0	99.8	99.5	99.8	
01/02/13	0.1	0.0	0.1	0.0	0.1	
03/05/13	0.0	0.0	0.0	0.0	0.0	
06/09/13	0.0	0.0	0.0	0.2	0.0	
10/19/13	0.0	0.0	0.0	0.2	0.0	
20-39	0.0	0.0	0.0	0.0	0.0	
40	0.0	0.0	0.1	0.2	0.1	
N of Valid	982	949	802	612	3345	
N of Miss	38	43	32	35	148	

Table 160: On how many occasions have you used heroin or other opiates in your lifetime?


Response	6	8	10	12	Total	
0	100.0	99.5	99.0	97.9	99.2	
01/02/13	0.0	0.3	0.5	0.8	0.4	
03/05/13	0.0	0.2	0.1	0.7	0.2	
06/09/13	0.0	0.0	0.2	0.2	0.1	
10/19/13	0.0	0.0	0.1	0.0	0.0	
20-39	0.0	0.0	0.0	0.0	0.0	
40	0.0	0.0	0.0	0.5	0.1	
N of Valid	981	949	802	614	3346	
N of Miss	39	43	32	33	147	

Table 161: On how many occasions have you used heroin or other opiates during the past 30 days?


Response	6	8	10	12	Total	
0	100.0	99.9	99.4	99.5	99.7	
01/02/13	0.0	0.0	0.4	0.5	0.2	
03/05/13	0.0	0.1	0.0	0.0	0.0	
06/09/13	0.0	0.0	0.1	0.0	0.0	
10/19/13	0.0	0.0	0.0	0.0	0.0	
20-39	0.0	0.0	0.1	0.0	0.0	
40	0.0	0.0	0.0	0.0	0.0	
N of Valid	982	949	803	614	3348	
N of Miss	38	43	31	33	145	

Table 162: On how many occasions have you used MDMA ('X', 'E', or ecstasy) in your lifetime?


Response	6	8	10	12	Total	
0	100.0	99.5	98.1	95.1	98.5	
01/02/13	0.0	0.5	1.0	3.1	1.0	
03/05/13	0.0	0.0	0.6	0.7	0.3	
06/09/13	0.0	0.0	0.0	0.0	0.0	
10/19/13	0.0	0.0	0.2	0.5	0.1	
20-39	0.0	0.0	0.0	0.3	0.1	
40	0.0	0.0	0.0	0.3	0.1	
N of Valid	977	946	801	614	3338	
N of Miss	43	46	33	33	155	

Table 163: On how many occasions have you used MDMA ('X', 'E', or ecstasy) during the past 30 days?


Response	6	8	10	12	Total	
0	100.0	99.8	99.4	99.3	99.7	
01/02/13	0.0	0.1	0.2	0.5	0.2	
03/05/13	0.0	0.1	0.4	0.2	0.2	
06/09/13	0.0	0.0	0.0	0.0	0.0	
10/19/13	0.0	0.0	0.0	0.0	0.0	
20-39	0.0	0.0	0.0	0.0	0.0	
40	0.0	0.0	0.0	0.0	0.0	
N of Valid	978	943	800	612	3333	
N of Miss	42	49	34	35	160	

Table 164: On how many occasions have you taken prescription drugs (such as Valium, Xanax, Ritalin, Adderall, OxyContin, Darvocet, or sleeping pills) not prescribed to you in your lifetime?








Response	6	8	10	12	Total	
0	98.7	95.4	90.8	81.9	92.8	
01/02/13	0.8	1.8	4.1	5.1	2.7	
03/05/13	0.3	1.4	2.0	4.2	1.7	
06/09/13	0.1	0.6	1.0	1.6	0.7	
10/19/13	0.1	0.5	1.0	2.8	0.9	
20-39	0.0	0.1	0.2	1.3	0.3	
40	0.0	0.2	0.9	3.1	0.8	
N of Valid	980	948	800	612	3340	
N of Miss	40	44	34	35	153	

Table 165: On how many occasions have you taken prescription drugs (such as Valium, Xanax, Ritalin, Adderall, OxyContin, Darvocet, or sleeping pills) not prescribed to you during the past 30 days?








Response	6	8	10	12	Total	
0	99.3	97.6	96.0	91.8	96.6	
01/02/13	0.5	1.7	2.0	4.6	1.9	
03/05/13	0.1	0.4	1.1	1.6	0.7	
06/09/13	0.1	0.0	0.6	1.3	0.4	
10/19/13	0.0	0.3	0.2	0.2	0.2	
20-39	0.0	0.0	0.0	0.3	0.1	
40	0.0	0.0	0.0	0.2	0.0	
N of Valid	982	947	800	612	3341	
N of Miss	38	45	34	35	152	

Table 166: On how many occasions have you taken non-prescription medicines such as diet pills (for example, Dietac, Dexatrim or Prolamine), stay-awake pills (for example No-Doz, Vivarin, or Wake), or cough or cold medicines (robos, DXM, etc.) to get high in your lifetime?








Response	6	8	10	12	Total	
0	99.4	97.5	95.6	90.9	96.4	
01/02/13	0.2	1.1	1.6	3.3	1.3	
03/05/13	0.2	0.4	1.2	1.3	0.7	
06/09/13	0.0	0.5	0.6	0.5	0.4	
10/19/13	0.0	0.3	0.2	2.1	0.5	
20-39	0.1	0.0	0.2	1.0	0.3	
40	0.1	0.2	0.4	1.0	0.4	
N of Valid	979	948	801	613	3341	
N of Miss	41	44	33	34	152	

Table 167: On how many occasions have you taken non-prescription medicines such as diet pills (for example, Dietac, Dexatrim or Prolamine), stay-awake pills (for example No-Doz, Vivarin, or Wake), or cough or cold medicines (robos, DXM, etc.) to get high during the past 30 days?







Response	6	8	10	12	Total	
0	99.5	98.9	97.8	97.1	98.5	
01/02/13	0.2	0.8	1.2	0.8	0.7	
03/05/13	0.2	0.1	0.4	1.0	0.4	
06/09/13	0.0	0.1	0.5	0.5	0.2	
10/19/13	0.0	0.0	0.0	0.0	0.0	
20-39	0.0	0.0	0.0	0.5	0.1	
40	0.1	0.0	0.1	0.2	0.1	
N of Valid	980	948	802	612	3342	
N of Miss	40	44	32	35	151	

Table 168: On how many occasions have you been drunk or very high from drinking alcoholic beverages during the past 30 days?








Response	6	8	10	12	Total	
0	99.7	97.3	90.3	79.9	93.2	
01/02/13	0.2	1.6	5.3	11.0	3.8	
03/05/13	0.0	0.5	2.4	5.1	1.7	
06/09/13	0.0	0.2	1.0	2.0	0.7	
10/19/13	0.0	0.3	0.5	0.8	0.4	
20-39	0.0	0.0	0.1	0.7	0.2	
40	0.1	0.0	0.4	0.5	0.2	
N of Valid	981	942	796	608	3327	
N of Miss	39	50	38	39	166	

Table 169: On how many occasions have you drunk flavored alcoholic beverages, sometimes called 'alcopops' (like Mike's Hard Lemonade, Smirnoff Ice, Bacardi Breezers, etc.) in your lifetime?








Response	6	8	10	12	Total	
0	96.0	84.5	74.9	56.8	80.5	
01/02/13	3.5	7.5	9.5	9.5	7.2	
03/05/13	0.4	3.8	6.0	9.3	4.3	
06/09/13	0.0	1.5	3.1	6.9	2.4	
10/19/13	0.0	1.1	3.0	7.2	2.3	
20-39	0.0	0.8	1.5	3.9	1.3	
40	0.1	0.8	1.9	6.4	1.9	
N of Valid	980	946	797	611	3334	
N of Miss	40	46	37	36	159	

Table 170: On how many occasions have you drunk flavored alcoholic beverages, sometimes called 'alcopops' (like Mike's Hard Lemonade, Smirnoff Ice, Bacardi Breezers, etc.) during the past 30 days?








Response	6	8	10	12	Total	
0	99.4	95.1	90.7	83.7	93.2	
01/02/13	0.4	2.4	5.5	8.0	3.6	
03/05/13	0.1	1.5	2.1	5.0	1.9	
06/09/13	0.0	0.7	0.8	2.4	0.8	
10/19/13	0.0	0.2	0.6	0.3	0.3	
20-39	0.0	0.0	0.3	0.2	0.1	
40	0.1	0.0	0.0	0.3	0.1	
N of Valid	980	946	798	614	3338	
N of Miss	40	46	36	33	155	

Table 171: If you used prescription drugs or over the counter drugs without a doctor telling you to use it or for the purpose of getting high, where did you get these drugs?












Response	6	8	10	12	Total	
I did not use prescription drugs or over the counter drugs to get high.	99.2	96.9	92.3	83.6	94.0	
I bought it or took it from a store or shop.	0.1	0.0	0.1	1.8	0.4	
I got it from my parents with permission.	0.3	0.9	0.6	1.3	0.7	
I got it from home without permission.	0.0	0.8	1.2	1.3	0.7	
I got it from a relative with permission.	0.0	0.2	0.1	0.7	0.2	
I got it from a relative without permission.	0.1	0.3	0.3	0.8	0.3	
I got it from a friends home with permission.	0.0	0.1	0.6	1.3	0.4	
I got it from a friends home without permission.	0.1	0.2	0.3	0.0	0.2	
I got it from a friend while at school.	0.0	0.1	1.0	0.7	0.4	
I got it from a friend while at a party.	0.0	0.1	0.6	1.5	0.5	
I got it from a friend, elsewhere	0.2	0.4	2.8	6.8	2.1	
N of Valid	958	932	777	599	3266	
N of Miss	62	60	57	48	227	

Table 172: During the last month, about how many marijuana cigarettes, or the equivalent, did you smoke a day, on the average?








Response	6	8	10	12	Total	
None	99.3	95.2	92.1	82.3	93.3	
Less than 1 a day	0.1	2.3	3.8	7.8	3.0	
1 a day	0.2	0.8	0.4	2.6	0.9	
2-3 a day	0.4	1.0	0.9	3.6	1.3	
4-6 a day	0.0	0.4	1.4	1.7	0.8	
7-10 a day	0.0	0.2	0.9	0.3	0.3	
11 or more a day	0.0	0.0	0.5	1.7	0.4	
N of Valid	979	942	785	606	3312	
N of Miss	41	50	49	41	181	

Table 173: How wrong do your friends feel it would be for YOU to: drink alcohol?





Response	6	8	10	12	Total	
Very wrong	83.5	64.5	48.2	38.2	61.5	
Wrong	10.3	16.5	23.1	22.5	17.3	
A little bit wrong	4.0	11.7	18.2	18.5	12.2	
Not wrong at all	2.1	7.3	10.5	20.8	9.0	
N of Valid	977	944	784	605	3310	
N of Miss	43	48	50	42	183	

Table 174: How wrong do your friends feel it would be for YOU to: smoke tobacco?





Response	6	8	10	12	Total	
Very wrong	88.0	71.7	56.3	40.8	67.2	
Wrong	8.3	14.7	19.5	17.7	14.5	
A little bit wrong	2.1	7.9	12.6	17.0	9.0	
Not wrong at all	1.6	5.7	11.6	24.5	9.4	
N of Valid	973	941	785	605	3304	
N of Miss	47	51	49	42	189	



Table 175: How wrong do your friends feel it would be for YOU to: smoke marijuana?





Response	6	8	10	12	Total	
Very wrong	93.7	77.4	59.3	43.4	71.7	
Wrong	3.5	9.7	15.1	16.9	10.5	
A little bit wrong	1.2	7.0	12.8	16.6	8.4	
Not wrong at all	1.5	5.9	12.9	23.2	9.4	
N of Valid	974	939	784	604	3301	
N of Miss	46	53	50	43	192	

Table 176: How wrong do your friends feel it would be for YOU to: use prescription drugs not prescribed to you





Response	6	8	10	12	Total	
Very wrong	91.4	80.2	69.1	60.2	77.2	
Wrong	5.1	10.5	16.8	17.4	11.7	
A little bit wrong	1.6	5.3	9.0	11.1	6.2	
Not wrong at all	1.8	3.9	5.2	11.3	5.0	
N of Valid	974	939	782	603	3298	
N of Miss	46	53	52	44	195	

Table 177: How wrong would most adults (over 21) in your neighborhood think it is for kids your age: to use marijuana?





Response	6	8	10	12	Total	
Very wrong	92.1	82.5	74.9	65.5	80.4	
Wrong	4.6	9.2	12.9	17.7	10.3	
A little bit wrong	1.8	5.0	7.3	8.8	5.3	
Not wrong at all	1.4	3.2	5.0	8.1	4.0	
N of Valid	977	933	784	605	3299	
N of Miss	43	59	50	42	194	

Table 178: How wrong would most adults (over 21) in your neighborhood think it is for kids your age: to drink alcohol?





Response	6	8	10	12	Total	
Very wrong	86.3	74.7	62.5	51.9	71.0	
Wrong	7.5	12.7	19.4	20.7	14.2	
A little bit wrong	3.1	8.0	12.0	17.4	9.2	
Not wrong at all	3.1	4.5	6.1	10.1	5.5	
N of Valid	970	934	783	605	3292	
N of Miss	50	58	51	42	201	

Table 179: How wrong would most adults (over 21) in your neighborhood think it is for kids your age: to smoke cigarettes?





Response	6	8	10	12	Total	
Very wrong	85.3	74.9	67.4	52.1	72.0	
Wrong	7.9	13.8	16.0	19.5	13.6	
A little bit wrong	3.9	6.3	10.0	14.9	8.0	
Not wrong at all	2.9	5.0	6.6	13.6	6.3	
N of Valid	972	936	783	605	3296	
N of Miss	48	56	51	42	197	

Table 180: How much do each of the following statements describe your neighborhood? crime and/or drug selling





Response	6	8	10	12	Total	
NO!	78.3	71.4	69.8	66.4	72.1	
no	13.6	17.2	19.6	21.0	17.4	
yes	5.3	7.9	8.1	7.7	7.1	
YES!	2.8	3.5	2.4	5.0	3.3	
N of Valid	964	932	776	601	3273	
N of Miss	56	60	58	46	220	

Table 181: How much do each of the following statements describe your neighborhood? fights


Response	6	8	10	12	Total	
NO!	64.8	62.3	64.1	65.3	64.0	
no	17.8	21.2	23.9	21.9	21.0	
yes	12.1	11.0	9.2	8.3	10.4	
YES!	5.3	5.5	2.8	4.5	4.6	
N of Valid	960	928	774	602	3264	
N of Miss	60	64	60	45	229	

Table 182: How much do each of the following statements describe your neighborhood? lots of empty or abandoned buildings


Response	6	8	10	12	Total	
NO!	73.2	70.2	71.0	67.9	70.8	
no	18.6	23.4	22.7	24.9	22.1	
yes	6.5	4.2	4.8	5.0	5.1	
YES!	1.8	2.3	1.5	2.2	1.9	
N of Valid	958	932	776	602	3268	
N of Miss	62	60	58	45	225	

Table 183: How much do each of the following statements describe your neighborhood? lots of graffiti


Response	6	8	10	12	Total	
NO!	79.8	76.5	77.8	76.1	77.7	
no	15.2	19.9	20.1	20.2	18.6	
yes	3.3	2.2	1.7	1.8	2.3	
YES!	1.7	1.4	0.4	1.8	1.3	
N of Valid	945	925	772	598	3240	
N of Miss	75	67	62	49	253	

Table 184: I feel safe in my neighborhood.

Response	6	8	10	12	Total
NO!	7.7	6.8	6.6	6.0	6.9
no	7.8	8.0	7.9	7.5	7.8
yes	26.7	30.0	32.2	29.6	29.5
YES!	57.9	55.2	53.4	56.9	55.9
N of Valid	966	927	777	598	3268
N of Miss	54	65	57	49	225

Table 185: If a kid smoked marijuana in your neighborhood would he or she be caught by the police?

Response	6	8	10	12	Total
NO!	8.3	14.7	16.2	20.6	14.3
no	15.2	28.8	39.6	46.4	30.7
yes	30.7	27.4	27.3	22.5	27.4
YES!	45.7	29.0	16.8	10.5	27.6
N of Valid	951	916	772	601	3240
N of Miss	69	76	62	46	253

Table 186: If a kid drank some beer, wine or hard liquor (for example, vodka, whiskey, or gin) in your neighborhood would he or she be caught by the police?

Response	6	8	10	12	Total
NO!	10.2	20.4	21.1	24.4	18.3
no	20.5	33.5	49.0	52.8	37.0
yes	31.6	23.4	17.7	16.2	23.1
YES!	37.7	22.6	12.2	6.7	21.6
N of Valid	947	910	769	599	3225
N of Miss	73	82	65	48	268

Table 187: If a kid carried a handgun in your neighborhood would he or she be caught by the police?





Response	6	8	10	12	Total	
NO!	8.5	14.3	14.6	17.1	13.2	
no	15.1	22.1	30.6	32.3	24.0	
yes	28.5	26.7	30.2	29.8	28.6	
YES!	47.9	36.8	24.6	20.9	34.2	
N of Valid	948	913	768	598	3227	
N of Miss	72	79	66	49	266	

Table 188: If you wanted to get some cigarettes, how easy would it be for you to get some?





Response	6	8	10	12	Total	
Very hard	73.8	54.0	33.0	14.7	47.4	
Sort of hard	9.9	14.2	15.1	7.3	11.9	
Sort of easy	8.1	16.5	21.5	19.4	15.8	
Very easy	8.1	15.4	30.4	58.6	24.9	
N of Valid	933	911	763	599	3206	
N of Miss	87	81	71	48	287	

Table 189: If you wanted to get some beer, wine or hard liquor (for example, vodka, whiskey, or gin), how easy would it be for you to get some?





Response	6	8	10	12	Total	
Very hard	74.4	51.0	27.7	15.4	45.6	
Sort of hard	10.9	14.1	14.7	13.4	13.2	
Sort of easy	6.9	18.6	25.2	25.0	18.0	
Very easy	7.8	16.3	32.3	46.2	23.3	
N of Valid	930	902	761	597	3190	
N of Miss	90	90	73	50	303	

Table 190: If you wanted to get a drug like cocaine, LSD, or amphetamines, how easy would it be for you to get some?


Response	6	8	10	12	Total	
Very hard	93.7	83.3	71.0	55.9	78.3	
Sort of hard	3.0	9.5	17.3	22.6	11.9	
Sort of easy	1.4	4.3	5.9	11.4	5.2	
Very easy	1.9	2.9	5.8	10.1	4.6	
N of Valid	931	906	761	597	3195	
N of Miss	89	86	73	50	298	

Table 191: If you wanted to get a handgun, how easy would it be for you to get one?


Response	6	8	10	12	Total	
Very hard	72.3	65.1	53.0	45.0	60.6	
Sort of hard	11.6	12.9	16.1	17.4	14.1	
Sort of easy	7.8	10.8	11.3	14.7	10.8	
Very easy	8.3	11.1	19.6	22.9	14.5	
N of Valid	929	906	762	598	3195	
N of Miss	91	86	72	49	298	

Table 192: If you wanted to get some marijuana, how easy would it be for you to get some?


Response	6	8	10	12	Total	
Very hard	91.5	71.8	48.5	28.6	63.9	
Sort of hard	3.7	8.8	13.7	11.7	9.0	
Sort of easy	1.3	8.8	15.2	18.4	10.0	
Very easy	3.5	10.5	22.6	41.2	17.1	
N of Valid	923	904	761	597	3185	
N of Miss	97	88	73	50	308	

Table 193: If you wanted to get prescription drugs for the purpose of getting high, how easy would it be for you to get some?


Response	6	8	10	12	Total	
Very hard	82.7	63.0	45.7	34.0	59.1	
Sort of hard	7.0	10.6	15.5	16.6	11.9	
Sort of easy	4.2	11.9	16.9	19.9	12.4	
Very easy	6.1	14.5	21.9	29.5	16.6	
N of Valid	925	905	762	597	3189	
N of Miss	95	87	72	50	304	

Table 194: If you wanted to get synthetic marijuana such as K2 or chemical products such as bath salts to get high, how easy would it be for you to get some?


Response	6	8	10	12	Total	
Very hard	91.6	81.9	65.5	48.7	74.6	
Sort of hard	3.2	7.7	14.3	19.1	10.1	
Sort of easy	2.0	5.4	9.1	12.4	6.6	
Very easy	3.1	5.0	11.2	19.8	8.7	
N of Valid	927	905	762	597	3191	
N of Miss	93	87	72	50	302	

Table 195: If you wanted to get steroids to enhance athletic performance, how easy would it be for you to get some?


Response	6	8	10	12	Total	
Very hard	87.7	79.7	65.1	53.3	73.6	
Sort of hard	7.5	10.2	18.5	19.6	13.2	
Sort of easy	2.6	6.4	7.9	11.6	6.6	
Very easy	2.2	3.7	8.5	15.6	6.6	
N of Valid	928	903	762	597	3190	
N of Miss	92	89	72	50	303	

Table 196: During the past 12 months, have you participated in any alcohol prevention programs or seen any alcohol prevention messages in your school or community? Yes, a school-based program focused on preventing underage drinking and/or drinking and driving.

Response	6	8	10	12	Total	
No	52.2	64.9	71.5	77.4	65.1	
Yes	47.8	35.1	28.5	22.6	34.9	
N of Valid	1020	992	834	647	3493	
N of Miss	0	0	0	0	0	

Table 197: During the past 12 months, have you participated in any alcohol prevention programs or seen any alcohol prevention messages in your school or community? Yes, a community-based program focused on preventing underage drinking and/or drinking and driving (for example, through your church or temple or through youth groups like Boys and Girls Club or 4-H).

Response	6	8	10	12	Total	
No	85.6	89.3	92.0	91.0	89.2	
Yes	14.4	10.7	8.0	9.0	10.8	
N of Valid	1020	992	834	647	3493	
N of Miss	0	0	0	0	0	

Table 198: During the past 12 months, have you participated in any alcohol prevention programs or seen any alcohol prevention messages in your school or community? Yes, a media campaign addressing underage drinking and/or drinking and driving (for example, newspaper ads, posters, pamphlets, radio, TV).

Response	6	8	10	12	Total	
No	87.4	89.3	89.0	90.3	88.8	
Yes	12.6	10.7	11.0	9.7	11.2	
N of Valid	1020	992	834	647	3493	
N of Miss	0	0	0	0	0	

Table 199: During the past 12 months, have you participated in any alcohol prevention programs or seen any alcohol prevention messages in your school or community? No

Response	6	8	10	12	Total	
No	63.7	51.4	47.0	40.2	51.9	
Yes	36.3	48.6	53.0	59.8	48.1	
N of Valid	1020	992	834	647	3493	
N of Miss	0	0	0	0	0	



Table 200: How wrong do your parents feel it would be for YOU to: drink beer, wine or hard liquor (for example, vodka, whiskey or gin) regularly?





Response	6	8	10	12	Total	
Very wrong	94.1	86.8	78.3	73.1	84.4	
Wrong	4.4	8.9	14.2	15.7	10.1	
A little bit wrong	1.2	2.9	4.1	8.0	3.6	
Not wrong at all	0.3	1.4	3.4	3.2	1.9	
N of Valid	953	912	760	598	3223	
N of Miss	67	80	74	49	270	

Table 201: How wrong do your parents feel it would be for YOU to: smoke tobacco?





Response	6	8	10	12	Total	
Very wrong	96.3	92.1	83.6	72.5	87.7	
Wrong	2.6	4.9	9.6	12.2	6.7	
A little bit wrong	0.7	1.9	4.9	9.0	3.6	
Not wrong at all	0.3	1.1	2.0	6.3	2.0	
N of Valid	947	911	762	600	3220	
N of Miss	73	81	72	47	273	

Table 202: How wrong do your parents feel it would be for YOU to: smoke marijuana?





Response	6	8	10	12	Total	
Very wrong	97.6	93.9	87.2	81.4	91.1	
Wrong	1.8	3.6	6.2	8.0	4.5	
A little bit wrong	0.4	1.4	3.6	5.9	2.5	
Not wrong at all	0.2	1.0	3.0	4.7	1.9	
N of Valid	940	907	759	598	3204	
N of Miss	80	85	75	49	289	

Table 203: How wrong do your parents feel it would be for YOU to: use prescription drugs not prescribed to you?





Response	6	8	10	12	Total	
Very wrong	96.0	94.3	90.3	87.5	92.6	
Wrong	2.3	3.7	6.5	6.9	4.5	
A little bit wrong	1.0	0.9	1.6	3.0	1.5	
Not wrong at all	0.7	1.1	1.7	2.7	1.4	
N of Valid	947	912	759	598	3216	
N of Miss	73	80	75	49	277	

Table 204: How wrong do your parents feel it would be for YOU to: steal something worth more than \$5?





Response	6	8	10	12	Total	
Very wrong	90.7	87.6	84.4	86.8	87.6	
Wrong	7.4	9.1	11.5	10.5	9.4	
A little bit wrong	1.0	2.2	3.3	1.3	1.9	
Not wrong at all	1.0	1.1	0.8	1.3	1.0	
N of Valid	947	910	757	599	3213	
N of Miss	73	82	77	48	280	

Table 205: How wrong do your parents feel it would be for YOU to: draw graffiti, write things, or draw pictures on buildings or other property (without the owner's permission)?





Response	6	8	10	12	Total	
Very wrong	92.0	88.2	85.0	83.0	87.6	
Wrong	5.5	7.6	10.6	10.9	8.3	
A little bit wrong	1.9	2.5	2.8	4.3	2.7	
Not wrong at all	0.6	1.6	1.6	1.8	1.4	
N of Valid	945	910	762	599	3216	
N of Miss	75	82	72	48	277	

Table 206: How wrong do your parents feel it would be for YOU to: pick a fight with someone?

Response	6	8	10	12	Total	
Very wrong	78.0	65.5	60.9	64.7	67.9	
Wrong	15.7	20.2	22.0	19.1	19.1	
A little bit wrong	5.2	10.5	13.9	12.7	10.1	
Not wrong at all	1.2	3.9	3.1	3.5	2.8	
N of Valid	945	907	762	598	3212	
N of Miss	75	85	72	49	281	

Table 207: During the past 12 months, have you talked with at least one of your parents about the dangers of underage drinking and/or drinking and driving? By parents, we mean either your biological parents, adoptive parents, stepparents, or adult guardians - whether or not they live with you.

Response	6	8	10	12	Total	
No	45.1	55.3	52.9	56.5	52.0	
Yes	54.9	44.7	47.1	43.5	48.0	
N of Valid	914	877	731	586	3108	
N of Miss	106	115	103	61	385	

Table 208: The rules in my family are clear.

Response	6	8	10	12	Total	
NO!	3.2	3.4	2.6	4.0	3.3	
no	4.2	7.5	6.7	8.3	6.5	
yes	26.8	28.7	36.9	38.0	31.8	
YES!	65.8	60.4	53.8	49.7	58.4	
N of Valid	939	904	757	600	3200	
N of Miss	81	88	77	47	293	

Table 209: People in my family often insult or yell at each other.

Response	6	8	10	12	Total	
NO!	37.8	29.3	21.3	25.3	29.1	
no	31.9	38.6	45.0	42.9	39.0	
yes	21.2	21.6	23.1	21.6	21.9	
YES!	9.1	10.5	10.6	10.1	10.0	
N of Valid	937	902	756	601	3196	
N of Miss	83	90	78	46	297	

Table 210: When I am not at home, one of my parents knows where I am and who I am with.

Response	6	8	10	12	Total	
NO!	3.9	4.8	2.8	4.7	4.0	
no	2.7	4.8	5.8	11.0	5.6	
yes	20.6	29.2	39.7	45.9	32.3	
YES!	72.8	61.2	51.7	38.4	58.1	
N of Valid	931	895	755	599	3180	
N of Miss	89	97	79	48	313	

Table 211: We argue about the same things in my family over and over.

Response	6	8	10	12	Total	
NO!	36.1	26.8	16.6	18.8	25.6	
no	35.1	36.1	37.6	36.6	36.3	
yes	18.2	24.6	29.1	32.8	25.3	
YES!	10.6	12.4	16.7	11.8	12.8	
N of Valid	935	894	755	601	3185	
N of Miss	85	98	79	46	308	

Table 212: If you drank some beer or wine or liquor (for example, vodka, whiskey, or gin) without your parents' permission, would you be caught by your parents?

Response	6	8	10	12	Total
NO!	7.1	10.9	11.3	13.9	10.4
no	4.9	16.7	28.7	39.0	20.3
yes	11.7	19.6	27.5	24.4	20.1
YES!	76.4	52.9	32.5	22.7	49.2
N of Valid	935	893	760	598	3186
N of Miss	85	99	74	49	307

Table 213: My family has clear rules about alcohol and drug use.

Response	6	8	10	12	Total
NO!	4.8	5.0	3.8	5.5	4.8
no	5.1	9.2	10.9	12.9	9.1
yes	15.6	19.0	28.9	33.5	23.1
YES!	74.5	66.8	56.4	48.1	63.0
N of Valid	928	895	759	597	3179
N of Miss	92	97	75	50	314

Table 214: If you carried a handgun without your parents' permission, would you be caught by your parents?

Response	6	8	10	12	Total
NO!	5.3	6.6	6.3	7.7	6.4
no	2.8	8.1	13.4	18.1	9.7
yes	15.8	18.8	28.7	26.1	21.6
YES!	76.2	66.4	51.6	48.2	62.3
N of Valid	932	888	756	598	3174
N of Miss	88	104	78	49	319

Table 215: If you skipped school would you be caught by your parents?





Response	6	8	10	12	Total	
NO!	4.0	6.5	4.7	8.2	5.7	
no	2.6	10.3	10.4	19.5	9.8	
yes	16.3	20.2	31.4	31.6	23.9	
YES!	77.1	63.0	53.4	40.7	60.6	
N of Valid	927	891	758	595	3171	
N of Miss	93	101	76	52	322	

Table 216: My parents ask if I've gotten my homework done.





Response	6	8	10	12	Total	
NO!	3.2	5.0	7.7	17.3	7.4	
no	3.8	10.3	13.5	21.2	11.2	
yes	22.6	27.5	35.9	33.4	29.2	
YES!	70.4	57.2	42.9	28.1	52.2	
N of Valid	930	886	755	595	3166	
N of Miss	90	106	79	52	327	

Table 217: People in my family have serious arguments.





Response	6	8	10	12	Total	
NO!	43.5	35.4	26.3	29.5	34.5	
no	33.0	36.5	41.7	40.3	37.4	
yes	13.1	15.0	20.8	18.6	16.5	
YES!	10.5	13.1	11.2	11.6	11.6	
N of Valid	925	891	753	596	3165	
N of Miss	95	101	81	51	328	

Table 218: Would your parents know if you did not come home on time?

Response	6	8	10	12	Total
NO!	3.6	4.7	4.8	6.7	4.8
no	4.8	8.7	10.4	17.5	9.6
yes	22.4	26.3	36.2	34.4	29.0
YES!	69.2	60.2	48.5	41.3	56.5
N of Valid	935	892	756	593	3176
N of Miss	85	100	78	54	317

Table 219: Have any of your brothers or sisters ever: drunk beer, wine or hard liquor (for example, vodka, whiskey or gin)?

Response	6	8	10	12	Total
No	78.0	64.8	53.1	40.3	61.2
Yes	17.2	31.0	42.8	54.8	34.3
I don't have any brothers or sisters	4.8	4.2	4.1	4.8	4.5
N of Valid	931	883	759	598	3171
N of Miss	89	109	75	49	322

Table 220: Have any of your brothers or sisters ever: smoked marijuana?

Response	6	8	10	12	Total
No	91.4	82.0	72.6	58.7	78.1
Yes	3.8	13.8	23.3	36.4	17.4
I don't have any brothers or sisters	4.8	4.2	4.1	4.9	4.5
N of Valid	928	885	760	596	3169
N of Miss	92	107	74	51	324

Table 221: Have any of your brothers or sisters ever: smoked cigarettes?

Response	6	8	10	12	Total
No	81.9	72.2	65.3	53.9	70.0
Yes	13.3	23.6	30.4	40.8	25.4
I don't have any brothers or sisters	4.9	4.2	4.3	5.2	4.6
N of Valid	927	882	761	595	3165
N of Miss	93	110	73	52	328

Table 222: Have any of your brothers or sisters ever: taken a handgun to school?




Response	6	8	10	12	Total	
No	94.5	94.2	94.2	93.3	94.1	
Yes	0.8	1.5	1.8	2.0	1.5	
I don't have any brothers or sisters	4.7	4.3	4.0	4.7	4.4	
N of Valid	929	879	757	594	3159	
N of Miss	91	113	77	53	334	

Table 223: Have any of your brothers or sisters ever: been suspended or expelled from school?




Response	6	8	10	12	Total	
No	74.5	69.4	71.1	68.1	71.0	
Yes	20.4	26.4	24.4	26.9	24.2	
I don't have any brothers or sisters	5.2	4.2	4.5	5.0	4.7	
N of Valid	928	881	759	595	3163	
N of Miss	92	111	75	52	330	

Table 224: Have you changed homes in the past year (the last 12 months)?



Response	6	8	10	12	Total	
No	68.2	71.8	77.0	77.7	73.1	
Yes	31.8	28.2	23.0	22.3	26.9	
N of Valid	938	889	762	600	3189	
N of Miss	82	103	72	47	304	

Table 225: How many times have you changed homes since kindergarten?






Response	6	8	10	12	Total	
Never	30.2	28.5	27.2	28.0	28.6	
1 or 2 times	35.5	31.1	31.1	28.3	31.9	
3 or 4 times	18.5	20.1	19.7	22.9	20.1	
5 or 6 times	8.8	10.1	10.2	8.9	9.5	
7 or more times	7.1	10.3	11.8	11.9	10.0	
N of Valid	935	882	762	597	3176	
N of Miss	85	110	72	50	317	



Table 226: Have you changed schools (including changing from elementary to middle and middle to high school) in the past year?



Response	6	8	10	12	Total	
No	58.0	62.9	54.6	83.2	63.3	
Yes	42.0	37.1	45.4	16.8	36.7	
N of Valid	931	877	757	595	3160	
N of Miss	89	115	77	52	333	

Table 227: How many times have you changed schools since kindergarten (including changing from elementary to middle and middle to high school)?






Response	6	8	10	12	Total	
Never	31.3	23.3	23.5	25.0	26.0	
1 or 2 times	39.5	32.3	22.6	23.7	30.5	
3 or 4 times	20.6	27.9	32.3	32.1	27.6	
5 or 6 times	5.3	8.7	13.6	12.0	9.5	
7 or more times	3.2	7.7	8.0	7.2	6.4	
N of Valid	935	881	765	599	3180	
N of Miss	85	111	69	48	313	

Table 228: Has anyone in your family ever had severe alcohol or drug problems?



Response	6	8	10	12	Total	
No	73.5	64.9	59.5	54.3	64.2	
Yes	26.5	35.1	40.5	45.7	35.8	
N of Valid	930	884	755	597	3166	
N of Miss	90	108	79	50	327	

Table 229: About how many adults (over 21) have you known personally who in the past year have: used marijuana, crack, cocaine, or other drugs?






Response	6	8	10	12	Total	
0	78.8	68.4	57.4	48.7	65.1	
1	10.8	14.8	16.7	13.5	13.8	
2	4.7	6.8	10.2	11.2	7.8	
03/04/13	2.6	4.0	6.6	9.9	5.3	
5	3.0	6.0	9.1	16.7	7.9	
N of Valid	931	880	755	598	3164	
N of Miss	89	112	79	49	329	

Table 230: About how many adults (over 21) have you known personally who in the past year have: sold or dealt drugs?






Response	6	8	10	12	Total	
0	88.7	79.0	71.4	59.9	76.4	
1	6.5	9.1	11.1	13.6	9.7	
2	2.3	4.8	6.4	10.2	5.4	
03/04/13	1.1	3.6	5.3	8.9	4.3	
5	1.5	3.5	5.8	7.4	4.2	
N of Valid	927	879	754	596	3156	
N of Miss	93	113	80	51	337	

Table 231: About how many adults (over 21) have you known personally who in the past year have: done other things that could get them in trouble with the police, like stealing, selling stolen goods, mugging or assaulting others, etc.?






Response	6	8	10	12	Total	
0	84.9	74.9	67.7	62.7	73.8	
1	8.9	12.8	14.0	10.6	11.5	
2	2.7	4.2	6.8	9.1	5.3	
03/04/13	1.7	2.7	4.8	8.6	4.0	
5	1.7	5.4	6.8	8.9	5.3	
N of Valid	928	875	752	593	3148	
N of Miss	92	117	82	54	345	

Table 232: About how many adults (over 21) have you known personally who in the past year have: gotten drunk or high?






Response	6	8	10	12	Total	
0	62.5	50.5	36.3	29.6	46.6	
1	19.7	18.2	18.2	13.3	17.7	
2	7.5	9.9	13.4	13.9	10.8	
03/04/13	3.5	9.0	10.4	10.9	8.1	
5	6.8	12.4	21.8	32.3	16.8	
N of Valid	921	878	753	595	3147	
N of Miss	99	114	81	52	346	

Table 233: Have you seen or heard information about underage drinking in the past 12 months from the following sources? Radio



Response	6	8	10	12	Total	
No	54.8	50.8	51.7	46.6	51.4	
Yes	45.2	49.2	48.3	53.4	48.6	
N of Valid	929	868	760	601	3158	
N of Miss	91	124	74	46	335	

Table 234: Have you seen or heard information about underage drinking in the past 12 months from the following sources? TV.



Response	6	8	10	12	Total	
No	29.9	30.3	28.5	26.9	29.1	
Yes	70.1	69.7	71.5	73.1	70.9	
N of Valid	924	871	764	598	3157	
N of Miss	96	121	70	49	336	

Table 235: Have you seen or heard information about underage drinking in the past 12 months from the following sources? Print. This includes information on underage drinking you may have seen in the newspaper, on a billboard, in pamphlets, on stickers, etc.



Response	6	8	10	12	Total	
No	48.2	45.0	41.0	41.1	44.3	
Yes	51.8	55.0	59.0	58.9	55.7	
N of Valid	923	866	763	598	3150	
N of Miss	97	126	71	49	343	

Table 236: Have you seen or heard information about underage drinking in the past 12 months from the following sources? Website or social media? (Facebook, Myspace, website, etc.)



Response	6	8	10	12	Total	
No	56.4	46.7	42.0	43.0	47.7	
Yes	43.6	53.3	58.0	57.0	52.3	
N of Valid	921	868	759	598	3146	
N of Miss	99	124	75	49	347	

Table 237: The next questions ask about your opinions of the information you saw or heard. If you have seen or heard more than one ad, please think about your favorite ad when answering these questions. The information about underage drinking that I saw or heard was convincing.






Response	6	8	10	12	Total	
NO!	24.1	18.4	15.9	15.5	18.9	
no	8.3	12.6	17.0	23.0	14.4	
yes	18.6	26.8	37.9	33.5	28.4	
YES!	26.4	27.5	15.7	16.7	22.2	
I have not seen or heard any ads about underage drinking in the past 12 months.	22.6	14.7	13.5	11.3	16.0	
N of Valid	904	863	765	600	3132	
N of Miss	116	129	69	47	361	

Table 238: The next questions ask about your opinions of the information you saw or heard. If you have seen or heard more than one ad, please think about your favorite ad when answering these questions. The information about underage drinking that I saw or heard grabbed my attention.






Response	6	8	10	12	Total	
NO!	18.7	16.3	12.9	15.7	16.0	
no	9.4	16.4	24.3	24.3	17.8	
yes	21.3	25.4	32.9	32.8	27.5	
YES!	28.3	27.1	15.9	15.8	22.6	
I have not seen or heard any ads about underage drinking in the past 12 months.	22.3	14.9	13.9	11.3	16.1	
N of Valid	903	861	765	600	3129	
N of Miss	117	131	69	47	364	

Table 239: The next questions ask about your opinions of the information you saw or heard. If you have seen or heard more than one ad, please think about your favorite ad when answering these questions. The information about underage drinking that I saw or heard said something important to me.

Response	6	8	10	12	Total	
NO!	16.9	17.4	13.5	16.8	16.2	
no	9.6	17.8	23.9	25.6	18.4	
yes	18.8	21.6	30.7	30.4	24.7	
YES!	31.8	27.2	17.9	15.3	24.0	
I have not seen or heard any ads about underage drinking in the past 12 months.	22.8	15.9	14.0	12.0	16.7	
N of Valid	902	860	765	602	3129	
N of Miss	118	132	69	45	364	

Table 240: The next questions ask about your opinions of the information you saw or heard. If you have seen or heard more than one ad, please think about your favorite ad when answering these questions. Seeing or hearing this information about underage drinking made me want to stop or decrease my drinking.

Response	6	8	10	12	Total	
NO!	18.3	19.2	16.8	19.7	18.4	
no	3.8	10.5	20.3	24.8	13.9	
yes	6.0	13.2	21.2	22.4	15.1	
YES!	30.2	26.7	20.4	18.7	24.5	
I have not seen or heard any ads about underage drinking in the past 12 months.	41.7	30.5	21.3	14.4	28.1	
N of Valid	818	803	745	589	2955	
N of Miss	202	189	89	58	538	

Table 241: How honest were you in filling out this survey?

Response	6	8	10	12	Total	
I was very honest	86.9	83.6	82.6	80.9	83.8	
I was honest pretty much of the time	11.1	13.8	12.8	15.3	13.0	
I was honest some of the time	1.7	1.8	3.8	2.0	2.3	
I was honest once in a while	0.2	0.8	0.8	1.8	0.8	
I was not honest at all	0.0	0.0	0.0	0.0	0.0	
N of Valid	927	865	772	603	3167	
N of Miss	93	127	62	44	326	