

2010 APNA



Arkansas Prevention Needs Assessment Student Survey

Craighead County Tables

Arkansas Department of Human Services
Division of Behavioral Sciences
Office of Alcohol and Drug Abuse Prevention

Conducted by International Survey Associates dba Pride Surveys

Contents

1	INTRODUCTION	11
2	PERCENTAGE TABLES	16

List of Tables

1	Sex	17
2	Age	17
3	Are you Hispanic or Latino?	17
4	What is your race? Black or African American	18
5	What is your race? Asian	18
6	What is your race? American Indian	18
7	What is your race? Alaska Native	18
8	What is your race? White	19
9	What is your race? Native Hawaiian or Other Pacific Islander	19
10	What is your race? Other	19
11	What is the highest level of schooling completed by your mother or father?	20
12	Think of where you live most of the time. Which of the following people live there with you? Mother	20
13	Think of where you live most of the time. Which of the following people live there with you? Stepmother	20
14	Think of where you live most of the time. Which of the following people live there with you? Foster Mother	21
15	Think of where you live most of the time. Which of the following people live there with you? Grandmother	21
16	Think of where you live most of the time. Which of the following people live there with you? Aunt	21
17	Think of where you live most of the time. Which of the following people live there with you? Father	21
18	Think of where you live most of the time. Which of the following people live there with you? Stepfather	22
19	Think of where you live most of the time. Which of the following people live there with you? Foster Father	22
20	Think of where you live most of the time. Which of the following people live there with you? Grandfather	22
21	Think of where you live most of the time. Which of the following people live there with you? Uncle	22
22	Think of where you live most of the time. Which of the following people live there with you? Other Adults	23
23	Think of where you live most of the time. Which of the following people live there with you? Brother(s)	23
24	Think of where you live most of the time. Which of the following people live there with you? Stepbrother(s)	23
25	Think of where you live most of the time. Which of the following people live there with you? Sister(s)	23
26	Think of where you live most of the time. Which of the following people live there with you? Stepsister(s)	24

27	Think of where you live most of the time. Which of the following people live there with you? Other Children	24
28	In my school, students have lots of chances to help decide things like class activities and rules.	24
29	Teachers ask me to work on special classroom projects.	24
30	My teacher(s) notices when I am doing a good job and lets me know about it.	25
31	There are lots of chances for students in my school to get involved in sports, clubs, and other school activities outside of class.	25
32	There are lots of chances for students in my school to talk with a teacher one-on-one.	25
33	I feel safe at my school.	26
34	The school lets my parents know when I have done something well.	26
35	My teachers praise me when I work hard in school.	26
36	Are your school grades better than the grades of most students in your class?	27
37	I have lots of chances to be part of class discussions or activities.	27
38	Now thinking back over the past year in school, how often did you: enjoy being in school?	27
39	Now thinking back over the past year in school, how often did you: hate being in school?	28
40	Now thinking back over the past year in school, how often did you: try to do your best work in school?	28
41	How often do you feel that the school work you are assigned is meaningful and important?	28
42	Putting them all together, what were your grades like last year?	29
43	How important do you think the things you are learning in school are going to be for your later life?	29
44	How interesting are most of your courses to you?	29
45	During the LAST FOUR WEEKS how many whole days of school have you missed because you skipped or 'cut'?	30
46	What are the chances you would be seen as cool if you: smoked cigarettes?	30
47	What are the chances you would be seen as cool if you: worked hard at school?	30
48	What are the chances you would be seen as cool if you: began drinking alcoholic beverages regularly, that is, at least once or twice a month?	31
49	What are the chances you would be seen as cool if you: defended someone who was being verbally abused at school?	31
50	What are the chances you would be seen as cool if you: smoked marijuana?	31
51	What are the chances you would be seen as cool if you: carried a handgun?	32

52	What are the chances you would be seen as cool if you: regularly volunteered to do community service?	32
53	Think of your four best friends (the friends you feel closest to). In the past year (12 months), how many of your best friends have: participated in clubs, organizations or activities at school?	32
54	Think of your four best friends (the friends you feel closest to). In the past year (12 months), how many of your best friends have: smoked cigarettes?	33
55	Think of your four best friends (the friends you feel closest to). In the past year (12 months), how many of your best friends have: tried beer, wine or hard liquor (for example, vodka, whiskey, or gin) when their parents didn't know about it?	33
56	Think of your four best friends (the friends you feel closest to). In the past year (12 months), how many of your best friends have: made a commitment to stay drug-free?	33
57	Think of your four best friends (the friends you feel closest to). In the past year (12 months), how many of your best friends have: used marijuana?	34
58	Think of your four best friends (the friends you feel closest to). In the past year (12 months), how many of your best friends have: tried to do well in school?	34
59	Think of your four best friends (the friends you feel closest to). In the past year (12 months), how many of your best friends have: used LSD, cocaine, amphetamines, or other illegal drugs?	34
60	Think of your four best friends (the friends you feel closest to). In the past year (12 months), how many of your best friends have: been suspended from school?	35
61	Think of your four best friends (the friends you feel closest to). In the past year (12 months), how many of your best friends have: liked school?	35
62	Think of your four best friends (the friends you feel closest to). In the past year (12 months), how many of your best friends have: carried a handgun?	35
63	Think of your four best friends (the friends you feel closest to). In the past year (12 months), how many of your best friends have: sold illegal drugs?	36
64	Think of your four best friends (the friends you feel closest to). In the past year (12 months), how many of your best friends have: regularly attended religious services?	36
65	Think of your four best friends (the friends you feel closest to). In the past year (12 months), how many of your best friends have: stolen or tried to steal a motor vehicle such as a car or motorcycle?	36
66	Think of your four best friends (the friends you feel closest to). In the past year (12 months), how many of your best friends have: been arrested?	37

67	Think of your four best friends (the friends you feel closest to). In the past year (12 months), how many of your best friends have: dropped out of school?	37
68	Think of your four best friends (the friends you feel closest to). In the past year (12 months), how many of your best friends have: been members of a gang?	37
69	How old were you when you first: smoked marijuana?	38
70	How old were you when you first: smoked a cigarette, even just a puff?	38
71	How old were you when you first: had more than a sip or two of beer, wine or hard liquor (for example, vodka, whiskey, or gin)? . . .	39
72	How old were you when you first: began drinking alcoholic beverages regularly, that is, at least once or twice a month?	39
73	How old were you when you first: used phenoxydine (pox, px, breeze)?	40
74	How old were you when you first: got suspended from school? . . .	40
75	How old were you when you first: got arrested?	41
76	How old were you when you first: carried a handgun?	41
77	How old were you when you first: attacked someone with the idea of seriously hurting them?	42
78	How old were you when you first: belonged to a gang?	42
79	How wrong do you think it is for someone your age to: take a handgun to school?	43
80	How wrong do you think it is for someone your age to: steal anything worth more than \$5?	43
81	How wrong do you think it is for someone your age to: pick a fight with someone?	43
82	How wrong do you think it is for someone your age to: attack someone with the idea of seriously hurting them?	44
83	How wrong do you think it is for someone your age to: stay away from school all day when their parents think they are at school? . .	44
84	How wrong do you think it is for someone your age to: drink beer, wine or hard liquor (for example, vodka, whiskey, or gin) regularly? .	44
85	How wrong do you think it is for someone your age to: smoke cigarettes?	45
86	How wrong do you think it is for someone your age to: smoke marijuana?	45
87	How wrong do you think it is for someone your age to: use LSD, cocaine, amphetamines or another illegal drug?	45
88	At school during the past 12 months, did you receive help from the resource teacher, speech therapist or other special education teacher?	46
89	How many times in the past year (12 months) have you: been suspended from school?	46
90	How many times in the past year (12 months) have you: carried a handgun?	46

91	How many times in the past year (12 months) have you: sold illegal drugs?	47
92	How many times in the past year (12 months) have you: stolen or tried to steal a motor vehicle such as a car or motorcycle?	47
93	How many times in the past year (12 months) have you: participated in clubs, organizations or activities at school?	48
94	How many times in the past year (12 months) have you: been arrested?	48
95	How many times in the past year (12 months) have you: done extra work on your own for school?	49
96	How many times in the past year (12 months) have you: attacked someone with the idea of seriously hurting them?	49
97	How many times in the past year (12 months) have you: been drunk or high at school?	50
98	How many times in the past year (12 months) have you: volunteered to do community service?	50
99	How many times in the past year (12 months) have you: taken a handgun to school?	51
100	Are you currently on probation, or assigned a probation officer with Juvenile Court?	51
101	Have you ever belonged to a gang?	51
102	If you have ever belonged to a gang, did that gang have a name? . .	52
103	How many times have you done the following things? done what feels good no matter what.	52
104	How many times have you done the following things? done something dangerous because someone dared you to do it.	52
105	How many times have you done the following things? done crazy things even if they are a little dangerous.	53
106	You're looking at CD's in a music store with a friend. You look up and see her slip a CD under her coat. She smiles and says 'Which one do you want? Go ahead, take it while nobody's around.' There is nobody in sight, no employees and no other customers. What would you do now?	53
107	You are visiting another part of town, and you don't know any of the people your age there. You are walking down the street, and some teenager you don't know is walking toward you. He is about your size, and as he is about to pass you, he deliberately bumps into you and you almost lose your balance. What would you say or do? .	53
108	You are at a party at someone's house, and one of your friends offers you a drink containing alcohol. What would you say or do?	54
109	It's 8:00 on a weeknight and you are about to go over to a friend's home when your mother asks you where you are going. You say 'Oh, just going to go hang out with some friends.' She says, 'No, you'll just get into trouble if you go out. Stay home tonight.' What would you do now?	54
110	How often do you attend religious services or activities?	54

111	I do the opposite of what people tell me, just to get them mad. . . .	55
112	I like to see how much I can get away with.	55
113	I ignore rules that get in my way.	55
114	I think sometimes it's okay to cheat at school.	56
115	It is important to think before you act.	56
116	Sometimes I think that life is not worth it.	56
117	At times I think I am no good at all.	57
118	All in all, I am inclined to think that I am a failure.	57
119	In the past year, have you felt depressed or sad MOST days, even if you felt okay sometimes?	57
120	It is all right to beat up people if they start the fight.	58
121	I think it is okay to take something without asking if you can get away with it.	58
122	Sometimes we don't know what we will do as adults, but we may have an idea. Please answer how true these statements may be for you. WHEN I AM AN ADULT I WILL: smoke cigarettes.	58
123	Sometimes we don't know what we will do as adults, but we may have an idea. Please answer how true these statements may be for you. WHEN I AM AN ADULT I WILL: drink beer, wine, or liquor.	59
124	Sometimes we don't know what we will do as adults, but we may have an idea. Please answer how true these statements may be for you. WHEN I AM AN ADULT I WILL: smoke marijuana.	59
125	Sometimes we don't know what we will do as adults, but we may have an idea. Please answer how true these statements may be for you. WHEN I AM AN ADULT I WILL: use LSD, cocaine, amphetamines or another illegal drug.	59
126	How much do you think people risk harming themselves (physically or in other ways) if they: smoked one or more packs of cigarettes per day?	60
127	How much do you think people risk harming themselves (physically or in other ways) if they: try marijuana once or twice?	60
128	How much do you think people risk harming themselves (physically or in other ways) if they: smoke marijuana regularly?	60
129	How much do you think people risk harming themselves (physically or in other ways) if they: take one or two drinks of an alcoholic beverage (beer, wine, liquor) nearly every day?	61
130	How much do you think people risk harming themselves (physically or in other ways) if they: have five or more drinks once or twice each weekend?	61
131	Have you ever used smokeless tobacco (chew, snuff, plug, dipping tobacco, or chewing tobacco)?	61
132	How often have you taken smokeless tobacco during the past 30 days?	62
133	Have you ever smoked cigarettes?	62
134	How frequently have you smoked cigarettes during the past 30 days?	62

135	Which statement best describes rules about smoking inside your home?	63
136	Which statement best describes rules about smoking in your family cars?	63
137	During this school year, were you taught in any of your classes about the dangers of tobacco use?	64
138	During the past 12 months, have you participated in any community activities to discourage people your age from using cigarettes, chewing tobacco, snuff, dip or cigars?	64
139	On how many occasions have you had alcoholic beverages (beer, wine or hard liquor) to drink in your lifetime - more than just a few sips?	64
140	On how many occasions have you had beer, wine or hard liquor to drink during the past 30 days?	65
141	On how many occasions have you used marijuana (grass, pot) or hashish (hash, hash oil) in your lifetime?	65
142	On how many occasions have you used marijuana (grass, pot) or hashish (hash, hash oil) during the past 30 days?	65
143	On how many occasions have you used LSD or other psychedelics in your lifetime?	66
144	On how many occasions have you used LSD or other psychedelics during the past 30 days?	66
145	On how many occasions have you used cocaine or crack in your lifetime?	66
146	On how many occasions have you used cocaine or crack during the past 30 days?	67
147	On how many occasions have you sniffed glue, breathed the contents of an aerosol spray can, or inhaled other gases or sprays, in order to get high in your lifetime?	67
148	On how many occasions have you sniffed glue, breathed the contents of an aerosol spray can, or inhaled other gases or sprays, in order to get high during the past 30 days?	68
149	On how many occasions have you used phenoxydine (pox, px, breeze) in your lifetime?	68
150	On how many occasions have you used phenoxydine (pox, px, breeze) during the past 30 days?	69
151	On how many occasions have you used sedatives (tranquilizers, such as Valium or Xanax, barbiturates, or sleeping pills) without a doctor telling you to take them, in your lifetime?	69
152	On how many occasions have you used sedatives (tranquilizers, such as Valium or Xanax, barbiturates, or sleeping pills) without a doctor telling you to take them, during the past 30 days?	70
153	On how many occasions have you used methamphetamines (meth, speed, crank, crystal meth) in your lifetime?	70

154	On how many occasions have you used methamphetamines (meth, speed, crank, crystal meth) in the past 30 days?	71
155	On how many occasions have you used stimulants, other than Methamphetamines (such as amphetamines, Ritalin or Dexedrine) without a doctor telling you to take them, in your lifetime?	71
156	On how many occasions have you used stimulants, other than Methamphetamines (such as amphetamines, Ritalin or Dexedrine) without a doctor telling you to take them, during the past 30 days?	72
157	On how many occasions have you used heroin or other opiates in your lifetime?	72
158	On how many occasions have you used heroin or other opiates during the past 30 days?	73
159	On how many occasions have you used MDMA ('X', 'E', or ecstasy) in your lifetime?	73
160	On how many occasions have you used MDMA ('X', 'E', or ecstasy) during the past 30 days?	73
161	On how many occasions have you taken prescription drugs (such as Valium, Xanax, Ritalin, Adderall, OxyContin, Darvocet, or sleeping pills) on your own-that is, without a doctor telling you to take them in your lifetime?	74
162	On how many occasions have you taken prescription drugs (such as Valium, Xanax, Ritalin, Adderall, OxyContin, Darvocet, or sleeping pills) on your own-that is, without a doctor telling you to take them during the past 30 days?	74
163	On how many occasions have you taken non-prescription medicines such as diet pills (for example, Dietac, Dexatrim or Prolamine), stay-awake pills (for example No-Doz, Vivarin, or Wake), or cough or cold medicines (robos, DXM, etc.) to get high in your lifetime?	75
164	On how many occasions have you taken non-prescription medicines such as diet pills (for example, Dietac, Dexatrim or Prolamine), stay-awake pills (for example No-Doz, Vivarin, or Wake), or cough or cold medicines (robos, DXM, etc.) to get high during the past 30 days?	75
165	On how many occasions have you been drunk or very high from drinking alcoholic beverages during the past 30 days?	76
166	On how many occasions have you drunk flavored alcoholic beverages, sometimes called 'alcopops' (like Mike's Hard Lemonade, Smirnoff Ice, Bacardi Breezers, etc.) in your lifetime?	76
167	On how many occasions have you drunk flavored alcoholic beverages, sometimes called 'alcopops' (like Mike's Hard Lemonade, Smirnoff Ice, Bacardi Breezers, etc.) during the past 30 days?	77
168	Think back over the last two weeks. How many times have you had five or more alcoholic drinks in a row?	77
169	During the past 30 days, how many times did you ride in a car or other vehicle driven by someone who had been drinking alcohol?	77

170	During the past 30 days, how many times did you drive a car or other vehicle when you had been drinking alcohol?	78
171	If you drank alcohol (not just a sip or taste) in the past year, how did you usually get it?	78
172	If you drank alcohol (not just a sip or taste) in the past year, where did you usually drink it?	79
173	During the last month, about how many marijuana cigarettes, or the equivalent, did you smoke a day, on the average?	79
174	How wrong would most adults (over 21) in your neighborhood think it is for kids your age: to use marijuana?	80
175	How wrong would most adults (over 21) in your neighborhood think it is for kids your age: to drink alcohol?	80
176	How wrong would most adults (over 21) in your neighborhood think it is for kids your age: to smoke cigarettes?	80
177	How much do each of the following statements describe your neighborhood? crime and/or drug selling	81
178	How much do each of the following statements describe your neighborhood? fights	81
179	How much do each of the following statements describe your neighborhood? lots of empty or abandoned buildings	81
180	How much do each of the following statements describe your neighborhood? lots of graffiti	82
181	If I had to move, I would miss the neighborhood I now live in.	82
182	My neighbors notice when I am doing a good job and let me know about it.	82
183	I like my neighborhood.	83
184	There are lots of adults in my neighborhood I could talk to about something important.	83
185	I'd like to get out of my neighborhood.	83
186	There are people in my neighborhood who are proud of me when I do something well.	84
187	There are people in my neighborhood who encourage me to do my best.	84
188	I feel safe in my neighborhood.	84
189	Which of the following activities for people your age are available in your community? sports teams?	85
190	Which of the following activities for people your age are available in your community? scouting?	85
191	Which of the following activities for people your age are available in your community? boys and girls clubs?	85
192	Which of the following activities for people your age are available in your community? 4-H clubs?	85
193	Which of the following activities for people your age are available in your community? service clubs?	86

194	If a kid smoked marijuana in your neighborhood would he or she be caught by the police?	86
195	If a kid drank some beer, wine or hard liquor (for example, vodka, whiskey, or gin) in your neighborhood would he or she be caught by the police?	86
196	If a kid carried a handgun in your neighborhood would he or she be caught by the police?	87
197	If you wanted to get some cigarettes, how easy would it be for you to get some?	87
198	If you wanted to get some beer, wine or hard liquor (for example, vodka, whiskey, or gin), how easy would it be for you to get some?	87
199	If you wanted to get a drug like cocaine, LSD, or amphetamines, how easy would it be for you to get some?	88
200	If you wanted to get a handgun, how easy would it be for you to get one?	88
201	If you wanted to get some marijuana, how easy would it be for you to get some?	88
202	During the past 12 months, have you participated in any alcohol prevention programs or seen any alcohol prevention messages in your school or community? Yes, a school-based program focused on preventing underage drinking and/or drinking and driving.	89
203	During the past 12 months, have you participated in any alcohol prevention programs or seen any alcohol prevention messages in your school or community? Yes, a community-based program focused on preventing underage drinking and/or drinking and driving (for example, through your church or temple or through youth groups like Boys and Girls Club or 4-H).	89
204	During the past 12 months, have you participated in any alcohol prevention programs or seen any alcohol prevention messages in your school or community? Yes, a media campaign addressing underage drinking and/or drinking and driving (for example, newspaper ads, posters, pamphlets, radio, TV).	89
205	During the past 12 months, have you participated in any alcohol prevention programs or seen any alcohol prevention messages in your school or community? No	89
206	How wrong do your parents feel it would be for YOU to: drink beer, wine or hard liquor (for example, vodka, whiskey or gin) regularly?	90
207	How wrong do your parents feel it would be for YOU to: smoke cigarettes?	90
208	How wrong do your parents feel it would be for YOU to: smoke marijuana?	90
209	How wrong do your parents feel it would be for YOU to: steal something worth more than \$5?	91

210	How wrong do your parents feel it would be for YOU to: draw graffiti, write things, or draw pictures on buildings or other property (without the owner's permission)?	91
211	How wrong do your parents feel it would be for YOU to: pick a fight with someone?	91
212	During the past 12 months, have you talked with at least one of your parents about the dangers of underage drinking and/or drinking and driving? By parents, we mean either your biological parents, adoptive parents, stepparents, or adult guardians - whether or not they live with you.	92
213	Have any of your brothers or sisters ever: drunk beer, wine or hard liquor (for example, vodka, whiskey or gin)?	92
214	Have any of your brothers or sisters ever: smoked marijuana?	92
215	Have any of your brothers or sisters ever: smoked cigarettes?	92
216	Have any of your brothers or sisters ever: taken a handgun to school?	93
217	Have any of your brothers or sisters ever: been suspended or expelled from school?	93
218	The rules in my family are clear.	93
219	People in my family often insult or yell at each other.	94
220	When I am not at home, one of my parents knows where I am and who I am with.	94
221	We argue about the same things in my family over and over.	94
222	If you drank some beer or wine or liquor (for example, vodka, whiskey, or gin) without your parents' permission, would you be caught by your parents?	95
223	My family has clear rules about alcohol and drug use.	95
224	If you carried a handgun without your parents' permission, would you be caught by your parents?	95
225	If you skipped school would you be caught by your parents?	96
226	Do you feel very close to your mother?	96
227	Do you share your thoughts and feelings with your mother?	96
228	My parents ask me what I think before most family decisions affecting me are made.	97
229	Do you share your thoughts and feelings with your father?	97
230	Do you enjoy spending time with your mother?	97
231	Do you enjoy spending time with your father?	98
232	If I had a personal problem, I could ask my mom or dad for help.	98
233	Do you feel very close to your father?	98
234	My parents give me lots of chances to do fun things with them.	99
235	My parents ask if I've gotten my homework done.	99
236	People in my family have serious arguments.	99
237	Would your parents know if you did not come home on time?	100
238	It is important to be honest with your parents, even if they become upset or you get punished.	100

239	My parents notice when I am doing a good job and let me know about it.	100
240	How often do your parents tell you they're proud of you for something you've done?	101
241	How many brothers and sisters, including stepbrothers and sisters, do you have that are younger than you?	101
242	How many brothers and sisters, including stepbrothers and sisters, do you have that are older than you?	101
243	Have you changed homes in the past year (the last 12 months)?	102
244	How many times have you changed homes since kindergarten?	102
245	Have you changed schools (including changing from elementary to middle and middle to high school) in the past year?	102
246	How many times have you changed schools since kindergarten (including changing from elementary to middle and middle to high school)?	103
247	Has anyone in your family ever had severe alcohol or drug problems?	103
248	About how many adults (over 21) have you known personally who in the past year have: used marijuana, crack, cocaine, or other drugs?	103
249	About how many adults (over 21) have you known personally who in the past year have: sold or dealt drugs?	104
250	About how many adults (over 21) have you known personally who in the past year have: done other things that could get them in trouble with the police, like stealing, selling stolen goods, mugging or assaulting others, etc.?	104
251	About how many adults (over 21) have you known personally who in the past year have: gotten drunk or high?	104
252	Have you seen or heard information about underage drinking in the past 12 months from the following sources? Radio	105
253	Have you seen or heard information about underage drinking in the past 12 months from the following sources? TV.	105
254	Have you seen or heard information about underage drinking in the past 12 months from the following sources? Print. This includes information on underage drinking you may have seen in the newspaper, on a billboard, in pamphlets, on stickers, etc.	105
255	Have you seen or heard information about underage drinking in the past 12 months from the following sources? Website or social media? (Facebook, Myspace, website, etc.)	105
256	The next questions ask about your opinions of the information you saw or heard. If you have seen or heard more than one ad, please think about your favorite ad when answering these questions. The information about underage drinking that I saw or heard was convincing.	106

257	The next questions ask about your opinions of the information you saw or heard. If you have seen or heard more than one ad, please think about your favorite ad when answering these questions. The information about underage drinking that I saw or heard grabbed my attention.	106
258	The next questions ask about your opinions of the information you saw or heard. If you have seen or heard more than one ad, please think about your favorite ad when answering these questions. The information about underage drinking that I saw or heard said something important to me.	106
259	The next questions ask about your opinions of the information you saw or heard. If you have seen or heard more than one ad, please think about your favorite ad when answering these questions. Seeing or hearing this information about underage drinking made me want to stop or decrease my drinking.	107
260	How honest were you in filling out this survey?	107

List of Figures

1	Grade Chart	12
2	Gender Chart	13
3	Age Chart	14
4	Ethnic Origin Chart	15

1 INTRODUCTION

This report was generated from data collected on the *2010 Arkansas Prevention Needs Assessment Student Survey*. This report contains basic frequency tables of all data collected and graphs on the selected demographic variables of grade, gender, age and ethnic origin. The graph on ethnic origin is represented as a bar chart rather than as a pie chart. This is because students were allowed to mark more than one response for ethnic origin as opposed to being allowed to mark only one response. The bars represent the percent of students who marked each of the ethnic categories.

Questions regarding the information found in this report can be directed to:

Pride Surveys

160 Vanderbilt Court
Bowling Green, KY 42103
1-800-279-6361
www.pridesurveys.com

Grade Chart

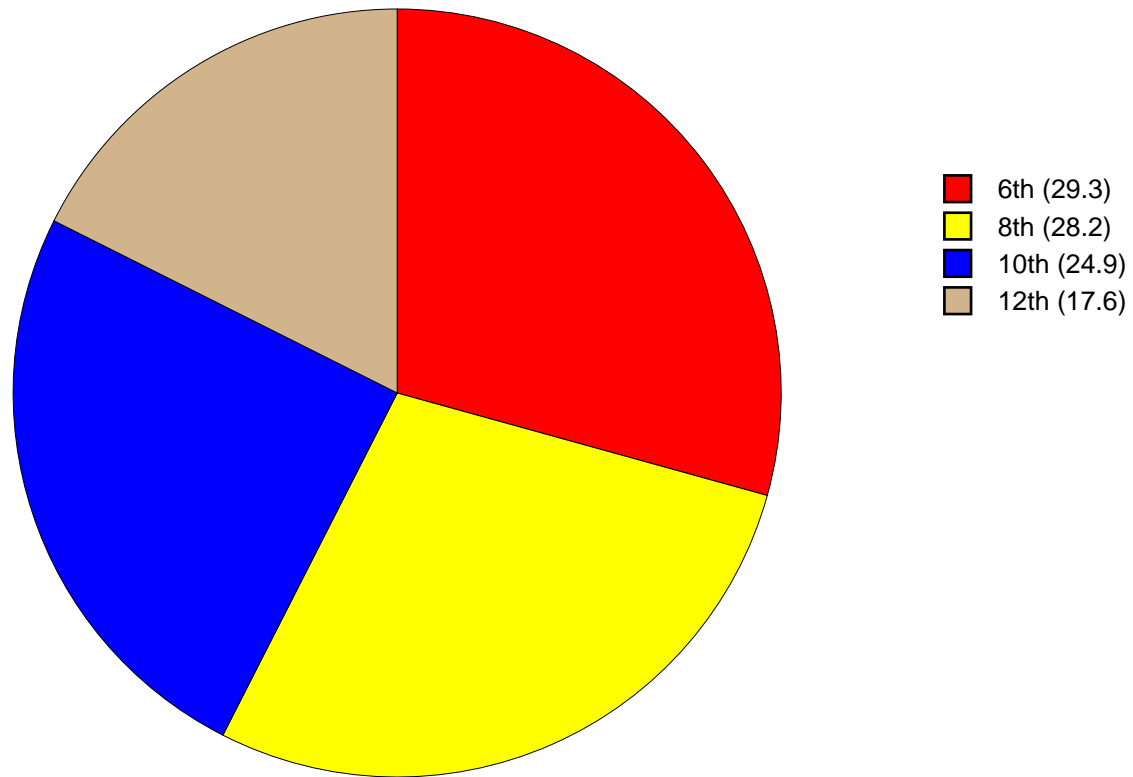


Figure 1: Grade Chart

Gender Chart

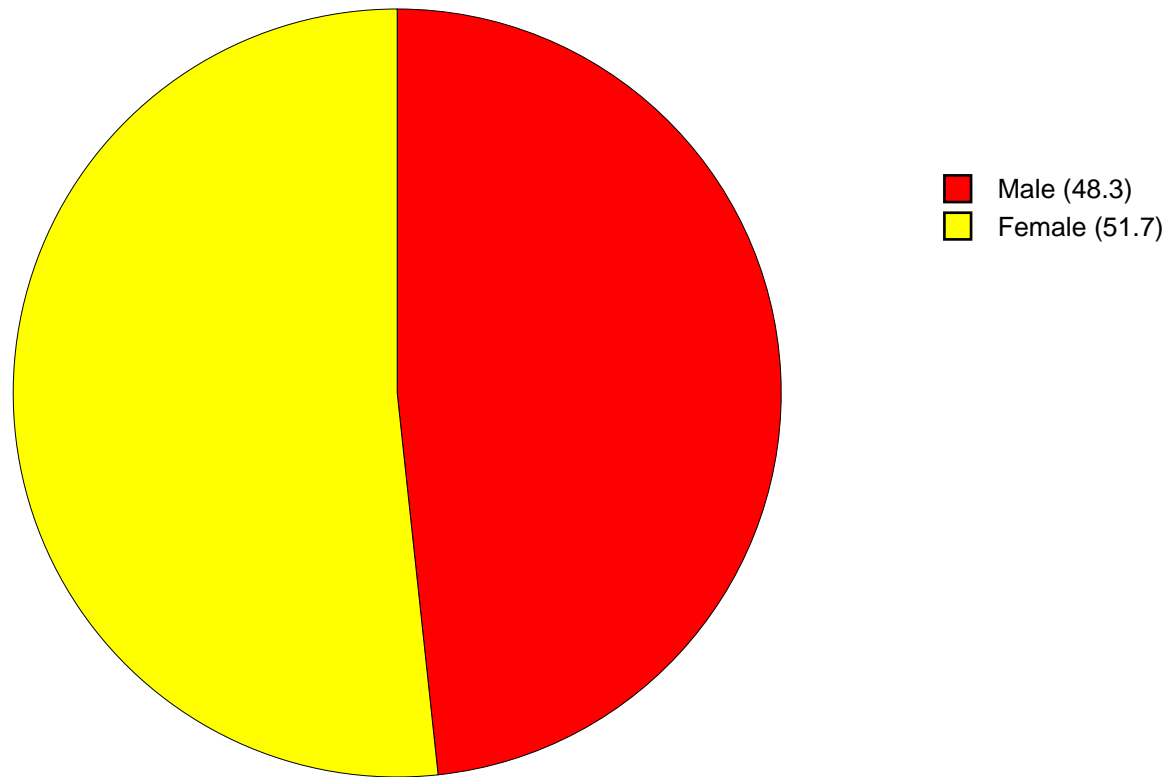


Figure 2: Gender Chart

Age Chart

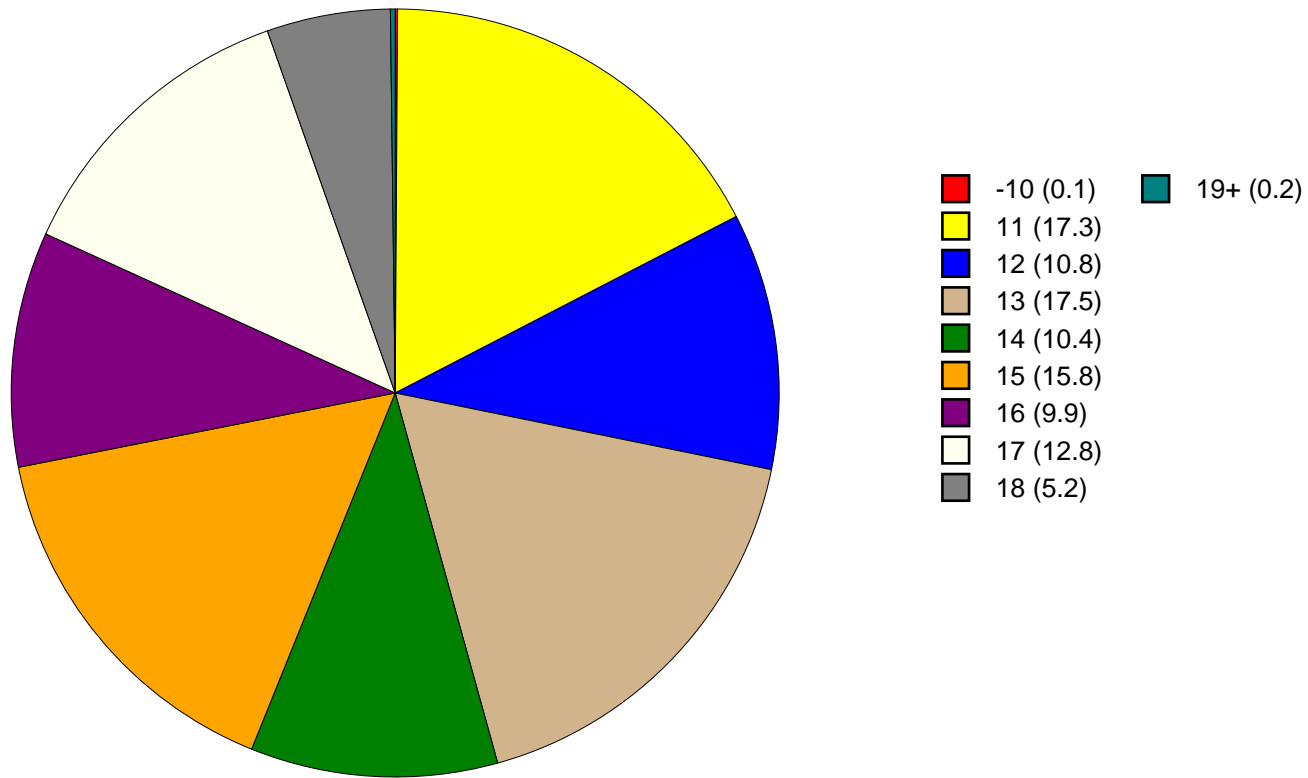


Figure 3: Age Chart

Ethnic Origin Chart

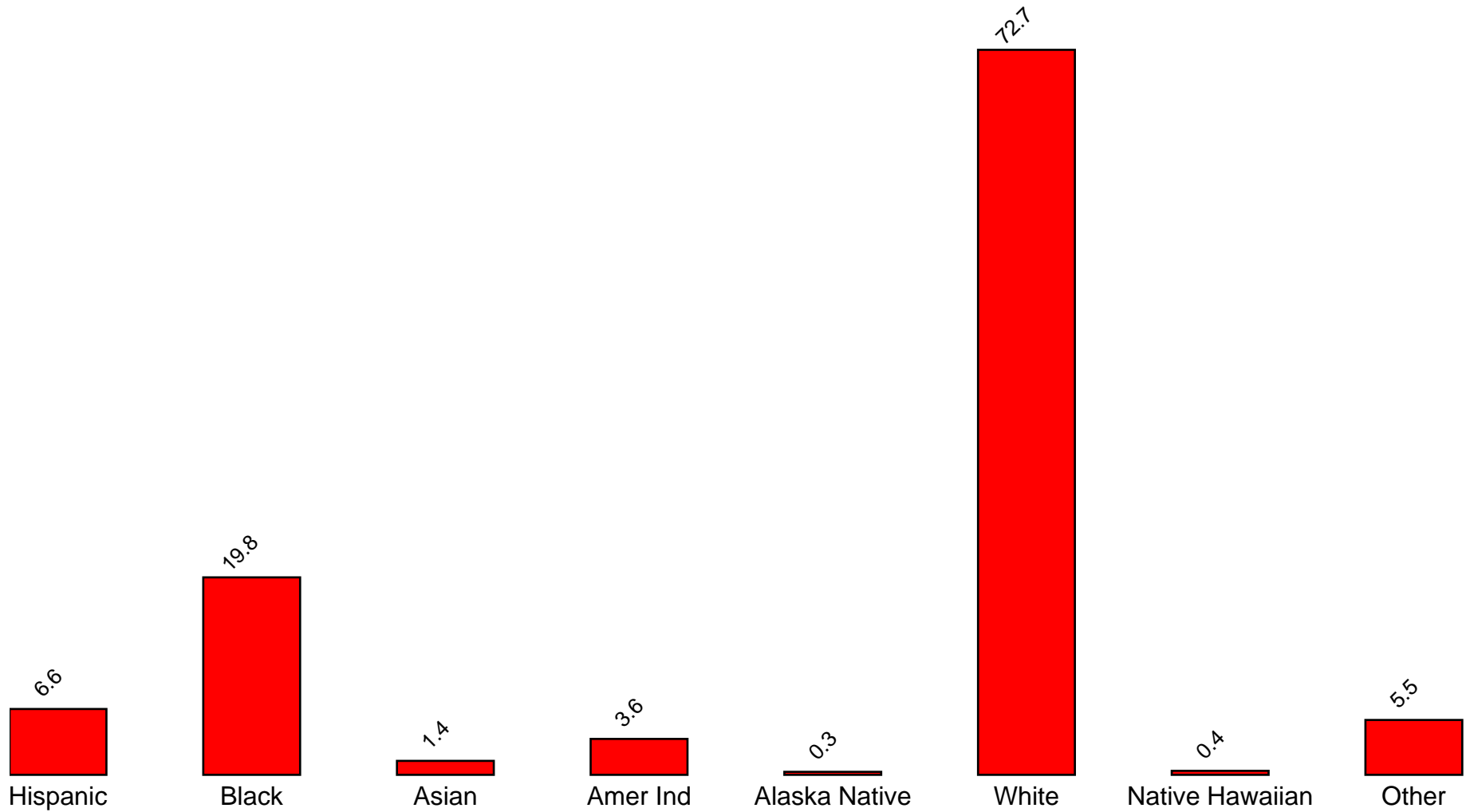


Figure 4: Ethnic Origin Chart

2 PERCENTAGE TABLES

The following tables contain frequency distribution detailing how your students responded to each question on the survey. The tables appear in the same order as the questions on the survey. The tables include breakdowns by grade level as well as overall percentages. The *N of Valid* row is a frequency count of the number of valid responses to each question for each grade and overall. The *N of Miss* row is a frequency count of the number of invalid (marked more than one response) or missing (i.e. did not respond) responses to each question for each grade and overall.

For the questions that allowed more than one response (i.e. race, live with, etc.) each response becomes a separate table. If a student did not mark the response, that was counted as a NO response, and if they did mark the response, that was counted as a YES response. Since a non response is a valid response for these questions, the *N of Miss* will always be zero for these questions.

Table 1: Sex



Response	6	8	10	12	Total	
Male	50.5	48.8	46.4	46.5	48.3	
Female	49.5	51.2	53.6	53.5	51.7	
N of Valid	950	912	810	568	3240	
N of Miss	6	9	3	6	24	

Table 2: Age











Response	6	8	10	12	Total	
10 or younger	0.4	0.0	0.0	0.0	0.1	
11	59.1	0.0	0.0	0.0	17.3	
12	36.5	0.4	0.0	0.0	10.8	
13	3.8	58.0	0.0	0.0	17.5	
14	0.2	36.5	0.1	0.0	10.4	
15	0.0	4.6	58.2	0.0	15.8	
16	0.0	0.5	38.2	1.1	9.9	
17	0.0	0.0	3.3	68.1	12.8	
18	0.0	0.0	0.1	29.6	5.2	
19 or older	0.0	0.0	0.0	1.2	0.2	
N of Valid	948	916	809	571	3244	
N of Miss	8	5	5	2	20	

Table 3: Are you Hispanic or Latino?



Response	6	8	10	12	Total	
No	93.0	93.4	93.6	93.7	93.4	
Yes	7.0	6.6	6.4	6.3	6.6	
N of Valid	915	891	794	569	3169	
N of Miss	41	28	20	6	95	

Table 4: What is your race? Black or African American



Response	6	8	10	12	Total	
No	78.6	76.7	81.6	86.6	80.2	
Yes	21.4	23.3	18.4	13.4	19.8	
N of Valid	956	921	814	575	3266	
N of Miss	0	0	0	0	0	

Table 5: What is your race? Asian



Response	6	8	10	12	Total	
No	99.0	98.6	98.5	98.1	98.6	
Yes	1.0	1.4	1.5	1.9	1.4	
N of Valid	956	921	814	575	3266	
N of Miss	0	0	0	0	0	

Table 6: What is your race? American Indian



Response	6	8	10	12	Total	
No	95.2	96.9	96.1	98.3	96.4	
Yes	4.8	3.1	3.9	1.7	3.6	
N of Valid	956	921	814	575	3266	
N of Miss	0	0	0	0	0	

Table 7: What is your race? Alaska Native



Response	6	8	10	12	Total	
No	99.7	99.7	99.8	99.8	99.7	
Yes	0.3	0.3	0.2	0.2	0.3	
N of Valid	956	921	814	575	3266	
N of Miss	0	0	0	0	0	

Table 8: What is your race? White



Response	6	8	10	12	Total	
No	31.4	28.7	25.8	20.7	27.3	
Yes	68.6	71.3	74.2	79.3	72.7	
N of Valid	956	921	814	575	3266	
N of Miss	0	0	0	0	0	

Table 9: What is your race? Native Hawaiian or Other Pacific Islander



Response	6	8	10	12	Total	
No	99.7	99.6	99.6	99.3	99.6	
Yes	0.3	0.4	0.4	0.7	0.4	
N of Valid	956	921	814	575	3266	
N of Miss	0	0	0	0	0	

Table 10: What is your race? Other



Response	6	8	10	12	Total	
No	92.8	96.3	93.7	95.3	94.5	
Yes	7.2	3.7	6.3	4.7	5.5	
N of Valid	956	921	814	575	3266	
N of Miss	0	0	0	0	0	

Table 11: What is the highest level of schooling completed by your mother or father?









Response	6	8	10	12	Total	
Completed grade school or less	1.5	2.8	1.7	1.4	1.9	
Some high school	4.8	4.8	6.9	12.0	6.6	
Completed high school	13.4	16.6	19.5	22.6	17.5	
Some college	12.0	14.7	19.9	21.4	16.4	
Completed college	22.5	23.4	24.0	25.8	23.7	
Graduate or professional school after college	10.2	13.4	15.6	10.4	12.5	
Don't know	34.0	23.6	11.1	4.4	20.1	
Does not apply	1.5	0.7	1.2	1.9	1.3	
N of Valid	923	897	809	566	3195	
N of Miss	20	14	3	2	39	

Table 12: Think of where you live most of the time. Which of the following people live there with you? Mother



Response	6	8	10	12	Total	
No	13.0	13.7	15.0	17.9	14.5	
Yes	87.0	86.3	85.0	82.1	85.5	
N of Valid	956	921	814	575	3266	
N of Miss	0	0	0	0	0	

Table 13: Think of where you live most of the time. Which of the following people live there with you? Stepmother



Response	6	8	10	12	Total	
No	94.4	93.6	93.6	93.6	93.8	
Yes	5.6	6.4	6.4	6.4	6.2	
N of Valid	956	921	814	575	3266	
N of Miss	0	0	0	0	0	

Table 14: Think of where you live most of the time. Which of the following people live there with you? Foster Mother



Response	6	8	10	12	Total	
No	99.7	99.5	99.6	99.5	99.6	
Yes	0.3	0.5	0.4	0.5	0.4	
N of Valid	956	921	814	575	3266	
N of Miss	0	0	0	0	0	

Table 15: Think of where you live most of the time. Which of the following people live there with you? Grandmother



Response	6	8	10	12	Total	
No	89.2	90.1	92.5	91.7	90.7	
Yes	10.8	9.9	7.5	8.3	9.3	
N of Valid	956	921	814	575	3266	
N of Miss	0	0	0	0	0	

Table 16: Think of where you live most of the time. Which of the following people live there with you? Aunt



Response	6	8	10	12	Total	
No	96.0	95.5	97.1	97.6	96.4	
Yes	4.0	4.5	2.9	2.4	3.6	
N of Valid	956	921	814	575	3266	
N of Miss	0	0	0	0	0	

Table 17: Think of where you live most of the time. Which of the following people live there with you? Father



Response	6	8	10	12	Total	
No	40.9	45.7	44.5	45.7	44.0	
Yes	59.1	54.3	55.5	54.3	56.0	
N of Valid	956	921	814	575	3266	
N of Miss	0	0	0	0	0	

Table 18: Think of where you live most of the time. Which of the following people live there with you? Stepfather



Response	6	8	10	12	Total	
No	84.7	82.8	85.7	85.4	84.6	
Yes	15.3	17.2	14.3	14.6	15.4	
N of Valid	956	921	814	575	3266	
N of Miss	0	0	0	0	0	

Table 19: Think of where you live most of the time. Which of the following people live there with you? Foster Father



Response	6	8	10	12	Total	
No	99.7	99.6	99.6	99.5	99.6	
Yes	0.3	0.4	0.4	0.5	0.4	
N of Valid	956	921	814	575	3266	
N of Miss	0	0	0	0	0	

Table 20: Think of where you live most of the time. Which of the following people live there with you? Grandfather



Response	6	8	10	12	Total	
No	93.3	94.5	95.9	95.0	94.6	
Yes	6.7	5.5	4.1	5.0	5.4	
N of Valid	956	921	814	575	3266	
N of Miss	0	0	0	0	0	

Table 21: Think of where you live most of the time. Which of the following people live there with you? Uncle



Response	6	8	10	12	Total	
No	95.6	96.2	98.2	97.7	96.8	
Yes	4.4	3.8	1.8	2.3	3.2	
N of Valid	956	921	814	575	3266	
N of Miss	0	0	0	0	0	

Table 22: Think of where you live most of the time. Which of the following people live there with you? Other Adults



Response	6	8	10	12	Total	
No	98.5	98.6	99.1	96.7	98.4	
Yes	1.5	1.4	0.9	3.3	1.6	
N of Valid	956	921	814	575	3266	
N of Miss	0	0	0	0	0	

Table 23: Think of where you live most of the time. Which of the following people live there with you? Brother(s)



Response	6	8	10	12	Total	
No	51.7	54.2	57.6	60.5	55.4	
Yes	48.3	45.8	42.4	39.5	44.6	
N of Valid	956	921	814	575	3266	
N of Miss	0	0	0	0	0	

Table 24: Think of where you live most of the time. Which of the following people live there with you? Stepbrother(s)



Response	6	8	10	12	Total	
No	95.6	95.8	95.9	96.2	95.8	
Yes	4.4	4.2	4.1	3.8	4.2	
N of Valid	956	921	814	575	3266	
N of Miss	0	0	0	0	0	

Table 25: Think of where you live most of the time. Which of the following people live there with you? Sister(s)



Response	6	8	10	12	Total	
No	57.4	57.8	62.4	65.4	60.2	
Yes	42.6	42.2	37.6	34.6	39.8	
N of Valid	956	921	814	575	3266	
N of Miss	0	0	0	0	0	

Table 26: Think of where you live most of the time. Which of the following people live there with you? Stepsister(s)

Response	6	8	10	12	Total	
No	95.2	95.7	96.3	98.3	96.1	
Yes	4.8	4.3	3.7	1.7	3.9	
N of Valid	956	921	814	575	3266	
N of Miss	0	0	0	0	0	

Table 27: Think of where you live most of the time. Which of the following people live there with you? Other Children

Response	6	8	10	12	Total	
No	96.8	96.6	94.7	95.0	95.9	
Yes	3.2	3.4	5.3	5.0	4.1	
N of Valid	956	921	814	575	3266	
N of Miss	0	0	0	0	0	

Table 28: In my school, students have lots of chances to help decide things like class activities and rules.

Response	6	8	10	12	Total	
NO!	17.9	14.4	15.7	15.7	16.0	
no	40.8	37.1	36.1	31.1	36.9	
yes	33.4	40.8	40.4	40.6	38.5	
YES!	8.0	7.7	7.8	12.6	8.7	
N of Valid	941	909	804	572	3226	
N of Miss	13	11	10	2	36	

Table 29: Teachers ask me to work on special classroom projects.

Response	6	8	10	12	Total	
NO!	6.9	10.7	10.9	9.5	9.4	
no	28.6	39.7	42.3	39.1	37.0	
yes	47.1	41.5	40.6	41.2	42.8	
YES!	17.4	8.1	6.2	10.3	10.7	
N of Valid	937	910	801	571	3219	
N of Miss	19	11	12	4	46	

Table 30: My teacher(s) notices when I am doing a good job and lets me know about it.

Response	6	8	10	12	Total
NO!	4.4	6.0	8.6	7.2	6.4
no	11.2	24.9	28.4	18.6	20.6
yes	48.6	48.1	49.4	53.8	49.6
YES!	35.7	21.0	13.6	20.4	23.4
N of Valid	946	911	800	569	3226
N of Miss	10	10	14	6	40

Table 31: There are lots of chances for students in my school to get involved in sports, clubs, and other school activities outside of class.

Response	6	8	10	12	Total
NO!	5.0	1.8	0.9	1.6	2.4
no	10.0	4.9	4.0	4.2	6.1
yes	38.7	33.0	37.8	34.8	36.2
YES!	46.3	60.3	57.3	59.4	55.3
N of Valid	946	911	804	569	3230
N of Miss	10	9	10	6	35

Table 32: There are lots of chances for students in my school to talk with a teacher one-on-one.

Response	6	8	10	12	Total
NO!	4.9	5.9	6.1	4.7	5.5
no	14.5	24.7	24.6	14.9	20.0
yes	44.5	45.2	48.9	54.6	47.5
YES!	36.1	24.2	20.4	25.8	27.0
N of Valid	942	908	798	570	3218
N of Miss	13	12	15	5	45

Table 33: I feel safe at my school.





Response	6	8	10	12	Total	
NO!	4.3	5.5	6.1	4.4	5.1	
no	7.5	14.7	11.6	11.3	11.2	
yes	38.8	50.9	57.7	54.3	49.7	
YES!	49.4	28.9	24.7	30.0	34.0	
N of Valid	941	907	803	573	3224	
N of Miss	14	14	11	2	41	

Table 34: The school lets my parents know when I have done something well.





Response	6	8	10	12	Total	
NO!	9.6	18.7	23.8	24.3	18.3	
no	29.7	44.7	47.1	43.5	40.7	
yes	38.6	28.5	23.8	25.7	29.8	
YES!	22.0	8.1	5.2	6.5	11.2	
N of Valid	935	909	801	568	3213	
N of Miss	18	11	13	7	49	

Table 35: My teachers praise me when I work hard in school.





Response	6	8	10	12	Total	
NO!	9.4	17.0	18.5	14.2	14.7	
no	29.8	39.4	39.8	34.7	35.9	
yes	42.0	35.5	36.5	42.1	38.8	
YES!	18.8	8.1	5.3	8.9	10.7	
N of Valid	930	899	800	570	3199	
N of Miss	23	21	14	5	63	

Table 36: Are your school grades better than the grades of most students in your class?

Response	6	8	10	12	Total	
NO!	7.8	5.4	7.1	5.1	6.5	<div></div>
no	28.6	27.8	31.6	26.7	28.8	<div></div>
yes	46.1	48.9	46.9	48.5	47.5	<div></div>
YES!	17.5	17.9	14.4	19.7	17.2	<div></div>
N of Valid	926	906	804	569	3205	
N of Miss	27	14	9	6	56	

Table 37: I have lots of chances to be part of class discussions or activities.

Response	6	8	10	12	Total	
NO!	5.6	3.3	2.2	2.8	3.6	<div></div>
no	16.3	17.4	16.3	12.6	16.0	<div></div>
yes	45.6	56.7	60.6	60.6	55.1	<div></div>
YES!	32.4	22.6	20.9	24.0	25.3	<div></div>
N of Valid	943	910	804	571	3228	
N of Miss	13	11	8	4	36	

Table 38: Now thinking back over the past year in school, how often did you: enjoy being in school?

Response	6	8	10	12	Total	
Never	6.3	6.5	9.2	7.7	7.3	<div></div>
Seldom	6.5	9.9	10.9	16.3	10.3	<div></div>
Sometimes	37.9	39.9	39.8	42.0	39.7	<div></div>
Often	25.8	27.1	28.0	25.7	26.7	<div></div>
Almost always	23.6	16.5	12.2	8.2	16.0	<div></div>
N of Valid	942	907	805	571	3225	
N of Miss	11	14	9	4	38	

Table 39: Now thinking back over the past year in school, how often did you: hate being in school?






Response	6	8	10	12	Total	
Never	19.5	8.5	4.1	5.4	10.0	
Seldom	26.8	26.6	29.5	23.1	26.7	
Sometimes	32.7	39.4	35.1	33.5	35.3	
Often	11.2	15.7	18.8	26.6	17.1	
Almost always	9.9	9.9	12.6	11.4	10.8	
N of Valid	934	899	804	571	3208	
N of Miss	20	17	8	4	49	

Table 40: Now thinking back over the past year in school, how often did you: try to do your best work in school?






Response	6	8	10	12	Total	
Never	0.2	0.6	0.6	0.9	0.5	
Seldom	1.3	2.1	4.4	4.0	2.8	
Sometimes	4.5	12.0	16.2	15.5	11.5	
Often	18.5	27.0	34.7	36.6	28.2	
Almost always	75.4	58.3	44.2	43.1	57.0	
N of Valid	928	900	804	569	3201	
N of Miss	26	20	10	6	62	

Table 41: How often do you feel that the school work you are assigned is meaningful and important?






Response	6	8	10	12	Total	
Never	3.9	5.9	7.7	6.1	5.8	
Seldom	6.4	17.4	24.9	24.2	17.3	
Sometimes	22.4	33.5	34.6	37.7	31.3	
Often	34.5	29.2	22.8	24.6	28.3	
Almost always	32.7	14.0	10.0	7.4	17.2	
N of Valid	932	901	803	570	3206	
N of Miss	24	20	10	5	59	

Table 42: Putting them all together, what were your grades like last year?

Response	6	8	10	12	Total	
Mostly F's	1.7	0.7	0.9	0.4	1.0	
Mostly D's	2.4	3.2	4.3	3.0	3.2	
Mostly C's	13.6	19.8	21.7	19.4	18.4	
Mostly B's	35.8	35.6	38.5	38.2	36.9	
Mostly A's	46.5	40.7	34.6	39.1	40.5	
N of Valid	903	879	792	568	3142	
N of Miss	7	13	4	4	28	

Table 43: How important do you think the things you are learning in school are going to be for your later life?

Response	6	8	10	12	Total	
Very important	57.8	35.7	22.3	15.1	35.2	
Quite important	23.6	30.5	26.1	25.8	26.5	
Fairly important	14.1	23.3	29.4	36.5	24.4	
Slightly important	3.5	9.3	18.2	18.9	11.5	
Not at all important	1.1	1.3	4.0	3.7	2.3	
N of Valid	946	906	807	570	3229	
N of Miss	10	15	7	5	37	

Table 44: How interesting are most of your courses to you?

Response	6	8	10	12	Total	
Very interesting and stimulating	21.7	9.5	6.7	7.6	12.0	
Quite interesting	35.0	28.6	21.7	21.6	27.5	
Fairly interesting	29.9	41.2	43.6	41.1	38.5	
Slightly dull	9.3	15.0	19.6	20.4	15.4	
Very dull	4.0	5.8	8.4	9.3	6.6	
N of Valid	925	903	807	569	3204	
N of Miss	29	17	7	5	58	

Table 45: During the LAST FOUR WEEKS how many whole days of school have you missed because you skipped or 'cut'?








Response	6	8	10	12	Total	
None	75.3	78.9	71.1	53.2	71.4	
1	10.0	10.1	14.1	21.2	13.0	
2	6.9	4.5	6.5	10.3	6.7	
3	4.3	2.2	3.5	6.1	3.8	
4-5	2.9	2.9	3.1	7.5	3.8	
6-10	0.3	1.1	1.1	1.2	0.9	
11 or more	0.3	0.3	0.6	0.4	0.4	
N of Valid	946	905	804	571	3226	
N of Miss	9	14	10	4	37	

Table 46: What are the chances you would be seen as cool if you: smoked cigarettes?






Response	6	8	10	12	Total	
No or very little chance	90.6	75.8	56.6	49.6	70.6	
Little chance	5.6	12.7	20.7	22.6	14.4	
Some chance	2.4	6.4	13.9	17.4	9.1	
Pretty good chance	0.7	2.8	6.1	5.8	3.5	
Very good chance	0.8	2.3	2.7	4.6	2.4	
N of Valid	922	900	801	570	3193	
N of Miss	14	17	11	5	47	

Table 47: What are the chances you would be seen as cool if you: worked hard at school?






Response	6	8	10	12	Total	
No or very little chance	5.7	9.4	11.9	16.2	10.2	
Little chance	8.0	12.7	18.5	21.9	14.4	
Some chance	14.6	26.1	26.7	28.0	23.3	
Pretty good chance	28.1	26.0	24.6	19.4	25.1	
Very good chance	43.6	25.8	18.4	14.5	27.1	
N of Valid	925	900	801	567	3193	
N of Miss	30	21	13	8	72	

Table 48: What are the chances you would be seen as cool if you: began drinking alcoholic beverages regularly, that is, at least once or twice a month?

Response	6	8	10	12	Total	
No or very little chance	88.1	70.9	42.4	35.0	62.4	
Little chance	7.1	13.7	17.5	15.8	13.1	
Some chance	2.8	8.9	15.9	20.2	10.8	
Pretty good chance	1.4	3.9	15.5	17.0	8.4	
Very good chance	0.6	2.7	8.7	12.0	5.2	
N of Valid	938	901	801	569	3209	
N of Miss	18	19	13	6	56	

Table 49: What are the chances you would be seen as cool if you: defended someone who was being verbally abused at school?

Response	6	8	10	12	Total	
No or very little chance	16.5	13.3	13.3	10.2	13.7	
Little chance	8.9	13.1	14.6	17.8	13.1	
Some chance	14.9	22.8	25.3	30.1	22.4	
Pretty good chance	24.3	27.1	23.7	26.2	25.3	
Very good chance	35.4	23.7	23.1	15.8	25.6	
N of Valid	934	898	802	569	3203	
N of Miss	21	23	12	6	62	

Table 50: What are the chances you would be seen as cool if you: smoked marijuana?

Response	6	8	10	12	Total	
No or very little chance	95.1	78.6	53.1	43.2	70.7	
Little chance	2.1	8.2	15.2	14.1	9.2	
Some chance	1.2	5.5	12.5	15.8	7.8	
Pretty good chance	0.3	3.9	8.6	13.7	5.8	
Very good chance	1.3	3.8	10.6	13.2	6.4	
N of Valid	935	897	801	569	3202	
N of Miss	21	22	12	6	61	

Table 51: What are the chances you would be seen as cool if you: carried a handgun?


Response	6	8	10	12	Total	
No or very little chance	83.0	79.3	73.6	71.5	77.6	
Little chance	9.7	9.4	12.3	13.0	10.9	
Some chance	3.6	5.0	7.2	8.3	5.8	
Pretty good chance	1.8	3.0	2.9	2.3	2.5	
Very good chance	1.8	3.2	4.0	4.9	3.3	
N of Valid	932	893	802	568	3195	
N of Miss	22	25	11	6	64	

Table 52: What are the chances you would be seen as cool if you: regularly volunteered to do community service?

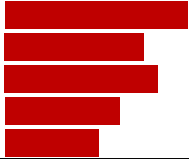
Response	6	8	10	12	Total	
No or very little chance	25.6	31.2	27.3	25.9	27.6	
Little chance	15.2	20.7	24.2	22.9	20.4	
Some chance	19.9	23.5	22.2	26.8	22.7	
Pretty good chance	18.0	15.8	15.2	16.7	16.4	
Very good chance	21.4	8.8	11.2	7.7	12.9	
N of Valid	930	898	798	568	3194	
N of Miss	25	23	16	7	71	

Table 53: Think of your four best friends (the friends you feel closest to). In the past year (12 months), how many of your best friends have: participated in clubs, organizations or activities at school?

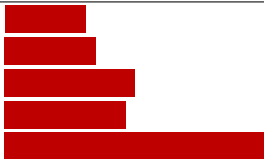
Response	6	8	10	12	Total	
0	12.5	12.2	7.5	10.6	10.8	
1	15.0	12.6	11.8	9.3	12.5	
2	21.3	17.3	18.1	18.5	18.9	
3	20.6	15.5	17.4	15.3	17.4	
4	30.5	42.5	45.2	46.2	40.3	
N of Valid	933	897	803	567	3200	
N of Miss	23	22	10	6	61	

Table 54: Think of your four best friends (the friends you feel closest to). In the past year (12 months), how many of your best friends have: smoked cigarettes?






Response	6	8	10	12	Total	
0	93.8	74.3	48.9	39.9	67.6	
1	3.0	10.9	19.5	18.5	12.1	
2	1.1	7.7	11.7	16.5	8.3	
3	0.6	3.2	7.3	9.0	4.5	
4	1.5	3.9	12.7	16.2	7.5	
N of Valid	941	905	806	569	3221	
N of Miss	15	16	8	6	45	

Table 55: Think of your four best friends (the friends you feel closest to). In the past year (12 months), how many of your best friends have: tried beer, wine or hard liquor (for example, vodka, whiskey, or gin) when their parents didn't know about it?






Response	6	8	10	12	Total	
0	87.1	62.4	34.9	25.7	56.3	
1	7.7	15.5	15.3	13.6	12.8	
2	2.8	9.4	15.1	16.4	10.1	
3	1.1	4.5	10.1	12.0	6.2	
4	1.4	8.1	24.6	32.4	14.6	
N of Valid	938	902	800	568	3208	
N of Miss	16	18	13	7	54	

Table 56: Think of your four best friends (the friends you feel closest to). In the past year (12 months), how many of your best friends have: made a commitment to stay drug-free?






Response	6	8	10	12	Total	
0	8.3	18.6	28.6	34.8	20.9	
1	5.4	8.8	15.3	18.7	11.2	
2	4.8	10.2	11.3	11.1	9.1	
3	8.5	8.6	12.7	9.0	9.7	
4	73.1	53.8	32.0	26.3	49.2	
N of Valid	944	899	803	566	3212	
N of Miss	12	21	10	8	51	

Table 57: Think of your four best friends (the friends you feel closest to). In the past year (12 months), how many of your best friends have: used marijuana?






Response	6	8	10	12	Total	
0	97.2	84.2	55.9	46.4	74.2	
1	1.0	6.4	14.7	13.1	8.1	
2	0.8	3.7	10.7	10.6	5.8	
3	0.4	1.9	7.1	10.9	4.4	
4	0.6	3.9	11.6	19.0	7.6	
N of Valid	933	897	803	567	3200	
N of Miss	16	22	11	7	56	

Table 58: Think of your four best friends (the friends you feel closest to). In the past year (12 months), how many of your best friends have: tried to do well in school?






Response	6	8	10	12	Total	
0	2.2	4.0	3.5	4.2	3.4	
1	2.9	5.6	4.8	7.1	4.9	
2	8.4	11.5	15.5	16.9	12.6	
3	18.0	19.8	24.8	18.2	20.2	
4	68.6	59.0	51.4	53.6	58.9	
N of Valid	929	893	798	567	3187	
N of Miss	27	26	14	7	74	

Table 59: Think of your four best friends (the friends you feel closest to). In the past year (12 months), how many of your best friends have: used LSD, cocaine, amphetamines, or other illegal drugs?






Response	6	8	10	12	Total	
0	98.0	94.8	84.8	80.8	90.7	
1	1.2	3.0	6.5	9.5	4.5	
2	0.4	1.1	2.9	4.6	2.0	
3	0.0	0.6	2.5	2.3	1.2	
4	0.4	0.6	3.4	2.8	1.6	
N of Valid	936	897	804	568	3205	
N of Miss	18	22	9	7	56	

Table 60: Think of your four best friends (the friends you feel closest to). In the past year (12 months), how many of your best friends have: been suspended from school?






Response	6	8	10	12	Total	
0	66.6	55.9	63.1	69.8	63.3	
1	16.3	19.0	15.2	15.2	16.6	
2	7.4	11.4	10.3	9.0	9.6	
3	3.7	5.9	3.6	3.4	4.2	
4	6.0	7.8	7.8	2.6	6.4	
N of Valid	931	901	804	567	3203	
N of Miss	24	20	9	7	60	

Table 61: Think of your four best friends (the friends you feel closest to). In the past year (12 months), how many of your best friends have: liked school?






Response	6	8	10	12	Total	
0	15.8	24.3	26.4	33.4	23.9	
1	12.8	13.8	16.6	13.4	14.1	
2	22.2	21.5	23.3	24.4	22.7	
3	20.5	19.3	16.3	13.1	17.8	
4	28.8	21.1	17.3	15.7	21.5	
N of Valid	938	901	802	566	3207	
N of Miss	17	19	10	8	54	

Table 62: Think of your four best friends (the friends you feel closest to). In the past year (12 months), how many of your best friends have: carried a handgun?






Response	6	8	10	12	Total	
0	95.2	93.5	91.6	93.5	93.5	
1	2.7	3.8	4.2	3.5	3.5	
2	1.0	1.2	1.2	0.7	1.1	
3	0.0	0.4	0.9	0.5	0.4	
4	1.2	1.1	2.1	1.8	1.5	
N of Valid	936	902	805	569	3212	
N of Miss	20	19	9	6	54	

Table 63: Think of your four best friends (the friends you feel closest to). In the past year (12 months), how many of your best friends have: sold illegal drugs?






Response	6	8	10	12	Total	
0	98.5	94.4	83.5	78.1	90.0	
1	0.9	3.3	7.6	10.2	4.9	
2	0.3	0.9	4.7	6.5	2.7	
3	0.0	0.8	1.4	1.9	0.9	
4	0.3	0.6	2.7	3.2	1.5	
N of Valid	926	896	801	566	3189	
N of Miss	26	25	13	9	73	

Table 64: Think of your four best friends (the friends you feel closest to). In the past year (12 months), how many of your best friends have: regularly attended religious services?






Response	6	8	10	12	Total	
0	21.7	19.2	16.8	20.4	19.5	
1	10.4	11.3	15.1	19.7	13.5	
2	16.0	15.7	18.5	21.3	17.5	
3	16.9	19.8	19.6	16.5	18.3	
4	35.0	34.0	29.9	22.1	31.1	
N of Valid	913	892	799	569	3173	
N of Miss	42	29	15	6	92	

Table 65: Think of your four best friends (the friends you feel closest to). In the past year (12 months), how many of your best friends have: stolen or tried to steal a motor vehicle such as a car or motorcycle?






Response	6	8	10	12	Total	
0	96.8	94.6	92.4	95.6	94.9	
1	1.8	2.7	3.9	2.8	2.7	
2	0.4	1.8	1.9	0.9	1.2	
3	0.3	0.3	0.9	0.4	0.5	
4	0.6	0.7	1.0	0.4	0.7	
N of Valid	940	902	801	569	3212	
N of Miss	16	19	12	6	53	

Table 66: Think of your four best friends (the friends you feel closest to). In the past year (12 months), how many of your best friends have: been arrested?






Response	6	8	10	12	Total	
0	93.3	83.1	76.2	75.7	83.0	
1	4.7	8.9	13.1	12.7	9.4	
2	1.2	4.0	6.6	7.0	4.4	
3	0.2	1.7	1.4	2.3	1.3	
4	0.6	2.3	2.7	2.3	1.9	
N of Valid	938	899	802	568	3207	
N of Miss	18	22	11	7	58	

Table 67: Think of your four best friends (the friends you feel closest to). In the past year (12 months), how many of your best friends have: dropped out of school?






Response	6	8	10	12	Total	
0	95.2	94.1	90.4	85.0	91.9	
1	3.1	4.7	6.2	10.4	5.6	
2	0.9	0.4	1.9	2.1	1.2	
3	0.3	0.2	0.5	1.8	0.6	
4	0.5	0.6	1.0	0.7	0.7	
N of Valid	940	900	802	568	3210	
N of Miss	16	21	12	7	56	

Table 68: Think of your four best friends (the friends you feel closest to). In the past year (12 months), how many of your best friends have: been members of a gang?






Response	6	8	10	12	Total	
0	89.9	83.8	81.6	88.4	85.8	
1	5.2	6.7	8.0	5.1	6.3	
2	1.9	3.6	3.1	2.8	2.8	
3	0.9	1.6	2.5	1.4	1.6	
4	2.1	4.4	4.8	2.3	3.5	
N of Valid	941	900	805	568	3214	
N of Miss	15	21	9	7	52	

Table 69: How old were you when you first: smoked marijuana?










Response	6	8	10	12	Total	
Never	99.4	93.3	75.7	58.6	84.6	
10 or younger	0.3	0.4	2.1	1.4	1.0	
11	0.1	1.0	0.9	1.4	0.8	
12	0.1	1.4	2.5	2.5	1.5	
13	0.0	2.9	4.2	4.6	2.7	
14	0.0	0.7	7.3	5.1	2.9	
15	0.0	0.2	5.7	7.2	2.8	
16	0.0	0.1	1.6	11.6	2.5	
17 or older	0.1	0.0	0.0	7.6	1.4	
N of Valid	948	905	806	568	3227	
N of Miss	8	15	8	6	37	

Table 70: How old were you when you first: smoked a cigarette, even just a puff?










Response	6	8	10	12	Total	
Never	90.3	78.4	59.0	48.6	71.7	
10 or younger	7.2	9.3	11.4	9.5	9.3	
11	1.7	3.1	3.5	3.9	2.9	
12	0.7	3.8	4.5	6.7	3.6	
13	0.0	4.4	6.3	4.2	3.6	
14	0.0	0.9	7.8	6.1	3.3	
15	0.0	0.1	6.1	7.5	2.9	
16	0.0	0.0	1.1	7.9	1.7	
17 or older	0.0	0.0	0.2	5.6	1.1	
N of Valid	940	901	805	570	3216	
N of Miss	16	20	9	5	50	

Table 71: How old were you when you first: had more than a sip or two of beer, wine or hard liquor (for example, vodka, whiskey, or gin)?

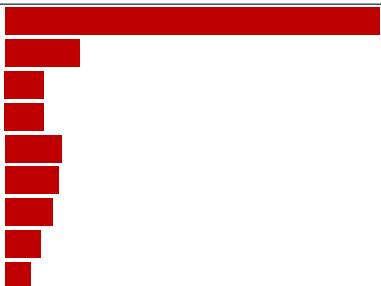
Response	6	8	10	12	Total	
Never	83.6	66.8	42.0	31.9	59.4	
10 or younger	11.3	9.5	10.0	7.5	9.8	
11	4.3	4.4	3.6	2.6	3.9	
12	0.7	6.1	5.6	3.3	3.9	
13	0.0	9.7	11.3	6.3	6.7	
14	0.0	3.2	13.3	11.1	6.2	
15	0.0	0.2	11.5	13.2	5.2	
16	0.0	0.0	2.4	15.1	3.3	
17 or older	0.0	0.0	0.2	8.9	1.6	
N of Valid	946	904	802	570	3222	
N of Miss	10	16	11	5	42	

Table 72: How old were you when you first: began drinking alcoholic beverages regularly, that is, at least once or twice a month?


Response	6	8	10	12	Total	
Never	98.1	94.2	77.7	66.1	86.3	
10 or younger	0.8	0.3	1.2	1.4	0.9	
11	0.8	1.0	0.5	0.5	0.7	
12	0.2	1.5	1.1	0.5	0.9	
13	0.0	1.9	3.7	1.6	1.7	
14	0.0	0.9	5.4	3.3	2.2	
15	0.0	0.0	7.3	5.6	2.8	
16	0.0	0.0	2.6	11.9	2.8	
17 or older	0.0	0.1	0.4	8.9	1.7	
N of Valid	944	904	803	570	3221	
N of Miss	12	16	11	5	44	

Table 73: How old were you when you first: used phenoxydine (pox, px, breeze)?


Response	6	8	10	12	Total	
Never	100.0	100.0	100.0	100.0	100.0	
10 or younger	0.0	0.0	0.0	0.0	0.0	
11	0.0	0.0	0.0	0.0	0.0	
12	0.0	0.0	0.0	0.0	0.0	
13	0.0	0.0	0.0	0.0	0.0	
14	0.0	0.0	0.0	0.0	0.0	
15	0.0	0.0	0.0	0.0	0.0	
16	0.0	0.0	0.0	0.0	0.0	
17 or older	0.0	0.0	0.0	0.0	0.0	
N of Valid	928	900	800	569	3197	
N of Miss	28	18	13	5	64	

Table 74: How old were you when you first: got suspended from school?










Response	6	8	10	12	Total	
Never	85.1	76.9	76.4	76.4	79.1	
10 or younger	8.8	7.8	5.9	4.0	6.9	
11	4.2	3.6	2.7	1.4	3.2	
12	1.8	4.2	2.5	3.7	3.0	
13	0.1	5.0	4.4	1.6	2.8	
14	0.0	2.0	4.6	3.2	2.3	
15	0.0	0.6	2.5	3.2	1.3	
16	0.0	0.0	1.0	5.3	1.2	
17 or older	0.0	0.0	0.0	1.2	0.2	
N of Valid	945	900	802	568	3215	
N of Miss	11	19	10	6	46	

Table 75: How old were you when you first: got arrested?










Response	6	8	10	12	Total	
Never	98.2	94.5	90.0	89.8	93.6	
10 or younger	0.6	0.6	0.5	0.2	0.5	
11	0.6	1.1	0.4	0.4	0.7	
12	0.3	1.2	0.6	0.2	0.6	
13	0.2	2.1	1.5	0.9	1.2	
14	0.0	0.4	2.9	1.4	1.1	
15	0.0	0.1	2.9	2.1	1.1	
16	0.0	0.0	1.1	2.8	0.8	
17 or older	0.0	0.0	0.1	2.3	0.4	
N of Valid	944	904	802	570	3220	
N of Miss	12	17	11	5	45	

Table 76: How old were you when you first: carried a handgun?










Response	6	8	10	12	Total	
Never	96.0	96.1	94.1	95.9	95.6	
10 or younger	1.5	1.3	1.0	1.1	1.2	
11	1.7	0.6	0.8	0.0	0.8	
12	0.7	0.9	0.5	0.4	0.7	
13	0.0	0.9	0.8	0.2	0.5	
14	0.0	0.1	1.0	0.4	0.3	
15	0.0	0.1	1.4	0.7	0.5	
16	0.0	0.0	0.5	0.5	0.2	
17 or older	0.0	0.0	0.0	0.9	0.2	
N of Valid	936	901	798	567	3202	
N of Miss	16	20	14	6	56	

Table 77: How old were you when you first: attacked someone with the idea of seriously hurting them?










Response	6	8	10	12	Total	
Never	86.3	82.1	76.9	78.0	81.3	
10 or younger	5.7	5.4	6.0	3.5	5.3	
11	5.4	2.7	1.5	0.7	2.8	
12	2.2	3.1	3.1	1.4	2.6	
13	0.2	5.0	3.2	3.9	3.0	
14	0.1	1.2	3.0	3.7	1.8	
15	0.0	0.3	4.7	3.5	1.9	
16	0.0	0.0	1.4	2.5	0.8	
17 or older	0.0	0.1	0.1	2.8	0.6	
N of Valid	941	900	801	569	3211	
N of Miss	13	20	10	6	49	

Table 78: How old were you when you first: belonged to a gang?










Response	6	8	10	12	Total	
Never	97.5	94.8	93.2	96.1	95.4	
10 or younger	1.0	1.2	0.6	0.5	0.9	
11	0.8	0.8	0.5	0.2	0.6	
12	0.4	1.0	0.6	0.4	0.6	
13	0.3	1.8	1.4	0.7	1.1	
14	0.0	0.2	1.6	0.2	0.5	
15	0.0	0.2	1.6	0.9	0.6	
16	0.0	0.0	0.5	0.7	0.2	
17 or older	0.0	0.0	0.0	0.4	0.1	
N of Valid	944	905	803	570	3222	
N of Miss	11	15	10	5	41	

Table 79: How wrong do you think it is for someone your age to: take a handgun to school?





Response	6	8	10	12	Total	
Very wrong	94.0	88.3	88.7	91.4	90.6	
Wrong	4.8	9.3	7.8	5.1	6.9	
A little bit wrong	1.0	2.1	2.5	1.8	1.8	
Not wrong at all	0.3	0.3	1.0	1.8	0.7	
N of Valid	946	904	806	569	3225	
N of Miss	9	17	8	6	40	

Table 80: How wrong do you think it is for someone your age to: steal anything worth more than \$5?





Response	6	8	10	12	Total	
Very wrong	67.9	59.1	57.9	63.2	62.1	
Wrong	25.7	30.3	29.9	26.6	28.2	
A little bit wrong	5.4	8.8	9.7	8.6	8.0	
Not wrong at all	1.1	1.9	2.5	1.6	1.7	
N of Valid	943	902	803	568	3216	
N of Miss	13	19	10	6	48	

Table 81: How wrong do you think it is for someone your age to: pick a fight with someone?





Response	6	8	10	12	Total	
Very wrong	52.7	36.9	34.8	40.1	41.6	
Wrong	31.4	34.7	28.6	33.1	31.9	
A little bit wrong	12.6	21.5	27.7	22.4	20.6	
Not wrong at all	3.3	6.9	8.9	4.4	5.9	
N of Valid	939	899	801	568	3207	
N of Miss	16	21	13	7	57	

Table 82: How wrong do you think it is for someone your age to: attack someone with the idea of seriously hurting them?


Response	6	8	10	12	Total	
Very wrong	80.2	68.2	59.0	62.4	68.4	
Wrong	13.4	17.1	22.9	23.4	18.6	
A little bit wrong	5.2	10.7	12.9	10.5	9.6	
Not wrong at all	1.3	4.0	5.3	3.7	3.5	
N of Valid	943	900	800	569	3212	
N of Miss	13	21	14	6	54	

Table 83: How wrong do you think it is for someone your age to: stay away from school all day when their parents think they are at school?

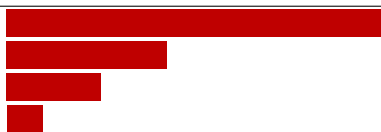
Response	6	8	10	12	Total	
Very wrong	81.8	64.5	44.3	38.1	59.9	
Wrong	13.1	23.3	31.7	31.6	23.9	
A little bit wrong	3.9	9.6	19.0	24.7	13.0	
Not wrong at all	1.2	2.5	5.0	5.6	3.3	
N of Valid	944	902	805	570	3221	
N of Miss	12	19	9	5	45	

Table 84: How wrong do you think it is for someone your age to: drink beer, wine or hard liquor (for example, vodka, whiskey, or gin) regularly?


Response	6	8	10	12	Total	
Very wrong	91.8	73.4	46.4	37.5	65.7	
Wrong	5.5	15.3	19.7	22.6	14.8	
A little bit wrong	2.0	8.2	21.3	26.0	12.8	
Not wrong at all	0.6	3.1	12.7	13.9	6.7	
N of Valid	943	903	804	570	3220	
N of Miss	13	18	10	5	46	

Table 85: How wrong do you think it is for someone your age to: smoke cigarettes?

Response	6	8	10	12	Total	
Very wrong	90.1	76.3	52.6	42.2	68.4	
Wrong	7.5	13.7	19.7	16.7	13.9	
A little bit wrong	1.7	7.5	15.8	20.9	10.2	
Not wrong at all	0.6	2.4	11.9	20.2	7.4	
N of Valid	944	903	804	569	3220	
N of Miss	12	18	10	6	46	

Table 86: How wrong do you think it is for someone your age to: smoke marijuana?

Response	6	8	10	12	Total	
Very wrong	96.8	85.8	62.7	51.2	77.2	
Wrong	1.6	6.4	16.1	16.3	9.2	
A little bit wrong	1.1	4.8	9.7	16.8	7.0	
Not wrong at all	0.5	3.0	11.4	15.6	6.6	
N of Valid	945	902	805	570	3222	
N of Miss	11	19	9	5	44	

Table 87: How wrong do you think it is for someone your age to: use LSD, cocaine, amphetamines or another illegal drug?

Response	6	8	10	12	Total	
Very wrong	97.2	95.9	89.0	86.0	92.8	
Wrong	1.9	3.3	7.4	8.1	4.8	
A little bit wrong	0.3	0.7	2.7	3.2	1.5	
Not wrong at all	0.5	0.1	0.9	2.8	0.9	
N of Valid	941	900	806	570	3217	
N of Miss	15	21	8	5	49	

Table 88: At school during the past 12 months, did you receive help from the resource teacher, speech therapist or other special education teacher?



Response	6	8	10	12	Total	
No	76.4	88.5	90.8	93.8	86.6	
Yes	23.6	11.5	9.2	6.2	13.4	
N of Valid	883	854	780	561	3078	
N of Miss	73	67	34	13	187	

Table 89: How many times in the past year (12 months) have you: been suspended from school?








Response	6	8	10	12	Total	
Never	89.0	85.0	88.3	89.5	87.8	
1 to 2 times	8.4	11.2	8.6	8.1	9.2	
3 to 5 times	1.5	2.1	1.4	1.9	1.7	
6 to 9 times	0.6	0.9	0.6	0.4	0.7	
10 to 19 times	0.4	0.3	1.0	0.2	0.5	
20 to 29 times	0.0	0.2	0.1	0.0	0.1	
30 to 39 times	0.0	0.0	0.0	0.0	0.0	
40+ times	0.1	0.2	0.0	0.0	0.1	
N of Valid	946	898	806	570	3220	
N of Miss	10	23	8	5	46	

Table 90: How many times in the past year (12 months) have you: carried a handgun?








Response	6	8	10	12	Total	
Never	96.0	96.2	94.2	96.7	95.7	
1 to 2 times	1.8	2.0	2.2	1.4	1.9	
3 to 5 times	1.3	0.6	1.5	0.2	0.9	
6 to 9 times	0.7	0.6	0.2	0.2	0.5	
10 to 19 times	0.0	0.2	0.9	0.4	0.3	
20 to 29 times	0.0	0.1	0.4	0.2	0.2	
30 to 39 times	0.0	0.0	0.0	0.2	0.0	
40+ times	0.2	0.3	0.6	0.9	0.5	
N of Valid	945	898	806	570	3219	
N of Miss	11	23	8	5	47	

Table 91: How many times in the past year (12 months) have you: sold illegal drugs?


Response	6	8	10	12	Total	
Never	99.9	99.0	95.1	91.7	97.0	
1 to 2 times	0.1	0.4	2.0	2.6	1.1	
3 to 5 times	0.0	0.2	0.6	1.2	0.4	
6 to 9 times	0.0	0.0	0.7	1.1	0.4	
10 to 19 times	0.0	0.1	0.0	0.9	0.2	
20 to 29 times	0.0	0.0	0.4	1.1	0.3	
30 to 39 times	0.0	0.2	0.2	0.0	0.1	
40+ times	0.0	0.0	0.9	1.4	0.5	
N of Valid	942	894	802	569	3207	
N of Miss	14	27	12	6	59	

Table 92: How many times in the past year (12 months) have you: stolen or tried to steal a motor vehicle such as a car or motorcycle?


Response	6	8	10	12	Total	
Never	98.6	98.9	97.8	98.6	98.5	
1 to 2 times	0.8	0.9	1.4	0.7	1.0	
3 to 5 times	0.3	0.2	0.3	0.2	0.2	
6 to 9 times	0.0	0.0	0.4	0.0	0.1	
10 to 19 times	0.1	0.0	0.1	0.2	0.1	
20 to 29 times	0.0	0.0	0.0	0.0	0.0	
30 to 39 times	0.0	0.0	0.0	0.0	0.0	
40+ times	0.1	0.0	0.1	0.4	0.1	
N of Valid	944	896	800	570	3210	
N of Miss	10	24	13	5	52	

Table 93: How many times in the past year (12 months) have you: participated in clubs, organizations or activities at school?









Response	6	8	10	12	Total	
Never	21.8	19.5	17.0	16.2	19.0	
1 to 2 times	27.1	24.2	18.7	12.2	21.6	
3 to 5 times	22.7	20.0	15.5	16.9	19.1	
6 to 9 times	10.2	11.3	10.7	11.3	10.8	
10 to 19 times	6.0	8.1	12.9	10.6	9.1	
20 to 29 times	3.0	3.4	6.0	6.9	4.5	
30 to 39 times	2.4	1.9	3.1	2.6	2.5	
40+ times	6.8	11.7	16.1	23.3	13.4	
N of Valid	940	892	806	567	3205	
N of Miss	14	28	7	6	55	

Table 94: How many times in the past year (12 months) have you: been arrested?





Response	6	8	10	12	Total	
Never	97.9	96.0	94.0	94.0	95.7	
1 to 2 times	1.7	3.0	4.7	5.3	3.5	
3 to 5 times	0.3	0.7	1.0	0.4	0.6	
6 to 9 times	0.0	0.2	0.1	0.4	0.2	
10 to 19 times	0.0	0.0	0.1	0.0	0.0	
20 to 29 times	0.1	0.0	0.0	0.0	0.0	
30 to 39 times	0.0	0.0	0.0	0.0	0.0	
40+ times	0.0	0.1	0.0	0.0	0.0	
N of Valid	942	897	805	568	3212	
N of Miss	14	24	8	7	53	

Table 95: How many times in the past year (12 months) have you: done extra work on your own for school?









Response	6	8	10	12	Total	
Never	26.0	29.6	26.3	27.7	27.4	
1 to 2 times	30.3	28.2	22.1	20.5	25.9	
3 to 5 times	16.7	16.8	18.4	15.2	16.9	
6 to 9 times	10.8	10.2	11.1	12.2	10.9	
10 to 19 times	5.7	6.7	8.4	10.8	7.6	
20 to 29 times	3.3	3.5	5.8	6.0	4.5	
30 to 39 times	1.5	1.0	1.7	2.6	1.6	
40+ times	5.7	4.0	6.1	5.1	5.2	
N of Valid	942	894	805	567	3208	
N of Miss	13	24	9	7	53	

Table 96: How many times in the past year (12 months) have you: attacked someone with the idea of seriously hurting them?









Response	6	8	10	12	Total	
Never	86.4	83.1	83.0	87.1	84.7	
1 to 2 times	9.7	9.5	10.0	9.3	9.6	
3 to 5 times	1.7	3.6	3.2	1.9	2.7	
6 to 9 times	0.6	1.6	1.5	0.9	1.2	
10 to 19 times	0.7	1.0	0.7	0.4	0.7	
20 to 29 times	0.2	0.7	0.7	0.0	0.4	
30 to 39 times	0.2	0.0	0.2	0.2	0.2	
40+ times	0.4	0.6	0.6	0.2	0.5	
N of Valid	940	893	804	567	3204	
N of Miss	15	28	10	8	61	

Table 97: How many times in the past year (12 months) have you: been drunk or high at school?









Response	6	8	10	12	Total	
Never	98.7	95.6	89.1	81.0	92.3	
1 to 2 times	0.6	2.6	5.2	9.6	3.9	
3 to 5 times	0.3	1.0	2.7	3.6	1.7	
6 to 9 times	0.1	0.2	0.7	1.4	0.5	
10 to 19 times	0.0	0.1	0.5	2.0	0.5	
20 to 29 times	0.0	0.0	0.5	0.4	0.2	
30 to 39 times	0.0	0.1	0.1	0.0	0.1	
40+ times	0.2	0.3	1.1	2.1	0.8	
N of Valid	941	889	805	563	3198	
N of Miss	14	31	8	10	63	

Table 98: How many times in the past year (12 months) have you: volunteered to do community service?









Response	6	8	10	12	Total	
Never	57.7	57.8	47.7	41.7	52.4	
1 to 2 times	23.5	21.4	17.1	15.1	19.8	
3 to 5 times	7.8	9.6	14.0	12.3	10.7	
6 to 9 times	5.0	5.5	8.8	10.7	7.1	
10 to 19 times	3.4	2.1	6.0	8.3	4.5	
20 to 29 times	1.0	1.5	3.2	3.5	2.1	
30 to 39 times	0.5	0.3	0.9	1.8	0.8	
40+ times	1.2	1.8	2.2	6.5	2.6	
N of Valid	941	896	805	568	3210	
N of Miss	14	25	9	7	55	

Table 99: How many times in the past year (12 months) have you: taken a handgun to school?





Response	6	8	10	12	Total	
Never	99.8	100.0	99.4	99.1	99.6	
1 to 2 times	0.2	0.0	0.4	0.2	0.2	
3 to 5 times	0.0	0.0	0.0	0.0	0.0	
6 to 9 times	0.0	0.0	0.0	0.0	0.0	
10 to 19 times	0.0	0.0	0.0	0.0	0.0	
20 to 29 times	0.0	0.0	0.1	0.2	0.1	
30 to 39 times	0.0	0.0	0.0	0.2	0.0	
40+ times	0.0	0.0	0.1	0.4	0.1	
N of Valid	944	895	806	569	3214	
N of Miss	12	26	8	6	52	

Table 100: Are you currently on probation, or assigned a probation officer with Juvenile Court?



Response	6	8	10	12	Total	
No	98.7	97.4	97.4	97.8	97.8	
Yes	1.3	2.6	2.6	2.2	2.2	
N of Valid	821	822	743	542	2928	
N of Miss	135	99	71	33	338	

Table 101: Have you ever belonged to a gang?






Response	6	8	10	12	Total	
No	94.1	91.6	89.8	93.8	92.3	
No, but would like to	1.2	1.7	1.7	2.1	1.6	
Yes, in the past	3.2	4.7	4.2	1.8	3.6	
Yes, belong now	1.1	1.8	3.9	2.1	2.2	
Yes, but would like to get out	0.5	0.2	0.4	0.2	0.3	
N of Valid	945	896	802	566	3209	
N of Miss	11	25	12	8	56	

Table 102: If you have ever belonged to a gang, did that gang have a name?

Response	6	8	10	12	Total
No	10.2	8.4	8.5	9.6	9.2
Yes	3.9	6.4	8.6	4.8	5.9
I have never belonged to a gang	85.9	85.2	82.9	85.5	84.9
N of Valid	931	886	790	560	3167
N of Miss	18	34	19	12	83

Table 103: How many times have you done the following things? done what feels good no matter what.

Response	6	8	10	12	Total
Never	47.9	36.8	28.4	25.3	35.8
I've done it, but not in the past year	14.7	13.9	13.0	13.8	13.9
Less than once a month	7.2	9.5	11.2	14.5	10.2
About once a month	5.8	7.1	10.1	10.3	8.1
2 or 3 times a month	8.6	6.9	12.7	9.4	9.3
Once a week or more	15.8	25.6	24.7	26.7	22.7
N of Valid	911	882	795	565	3153
N of Miss	42	39	17	10	108

Table 104: How many times have you done the following things? done something dangerous because someone dared you to do it.

Response	6	8	10	12	Total
Never	70.9	57.0	49.2	50.6	58.0
I've done it, but not in the past year	17.0	18.8	21.0	19.9	19.0
Less than once a month	5.3	9.7	13.0	13.1	9.8
About once a month	2.7	5.3	6.3	7.4	5.1
2 or 3 times a month	1.5	3.6	5.6	4.1	3.6
Once a week or more	2.6	5.5	4.9	4.9	4.4
N of Valid	935	887	799	567	3188
N of Miss	20	34	15	8	77

Table 105: How many times have you done the following things? done crazy things even if they are a little dangerous.







Response	6	8	10	12	Total	
Never	58.0	41.6	31.6	32.3	42.2	
I've done it, but not in the past year	21.4	22.3	20.3	18.3	20.8	
Less than once a month	7.5	10.2	15.3	18.0	12.1	
About once a month	4.6	5.9	10.2	11.1	7.5	
2 or 3 times a month	3.4	6.6	10.4	9.5	7.1	
Once a week or more	5.0	13.6	12.2	10.8	10.2	
N of Valid	933	885	797	567	3182	
N of Miss	23	35	16	8	82	

Table 106: You're looking at CD's in a music store with a friend. You look up and see her slip a CD under her coat. She smiles and says 'Which one do you want? Go ahead, take it while nobody's around.' There is nobody in sight, no employees and no other customers. What would you do now?





Response	6	8	10	12	Total	
Ignore her	12.5	16.4	18.0	19.3	16.2	
Grab a CD and leave the store	3.0	5.6	8.6	6.9	5.8	
Tell her to put the CD back	60.2	46.0	37.1	40.4	46.9	
Act like it is a joke, and ask her to put the CD back	24.3	32.0	36.3	33.5	31.1	
N of Valid	937	891	801	565	3194	
N of Miss	14	27	12	9	62	

Table 107: You are visiting another part of town, and you don't know any of the people your age there. You are walking down the street, and some teenager you don't know is walking toward you. He is about your size, and as he is about to pass you, he deliberately bumps into you and you almost lose your balance. What would you say or do?





Response	6	8	10	12	Total	
Push the person back	16.0	19.6	17.4	14.7	17.1	
Say 'Excuse me' and keep on walking	53.6	43.8	47.3	48.8	48.4	
Say 'Watch where you are going' and keep on walking	24.8	28.7	23.4	25.6	25.7	
Swear at the person and walk away	5.6	7.9	12.0	10.8	8.8	
N of Valid	936	884	800	563	3183	
N of Miss	17	33	13	10	73	

Table 108: You are at a party at someone's house, and one of your friends offers you a drink containing alcohol. What would you say or do?





Response	6	8	10	12	Total	
Drink it	3.0	12.0	33.8	39.1	19.6	
Tell your friend, 'No thanks, I don't drink' and suggest that you and your friend go and do something else	49.9	43.0	28.9	25.5	38.4	
Just say, 'No thanks' and walk away	24.8	31.3	28.8	28.5	28.3	
Make up a good excuse, tell your friend you had something else to do, and leave	22.3	13.7	8.4	6.9	13.7	
N of Valid	937	889	798	565	3189	
N of Miss	18	31	14	9	72	

Table 109: It's 8:00 on a weeknight and you are about to go over to a friend's home when your mother asks you where you are going. You say 'Oh, just going to go hang out with some friends.' She says, 'No, you'll just get into trouble if you go out. Stay home tonight.' What would you do now?





Response	6	8	10	12	Total	
Leave the house anyway	2.8	5.5	8.9	8.6	6.1	
Explain what you are going to do with your friends, tell her when you will get home, and ask if you can go out	56.8	65.2	69.6	72.2	65.1	
Not say anything and start watching TV	35.6	21.1	12.9	10.2	21.4	
Get into an argument with her	4.8	8.1	8.6	9.1	7.4	
N of Valid	937	885	800	561	3183	
N of Miss	17	31	11	11	70	

Table 110: How often do you attend religious services or activities?





Response	6	8	10	12	Total	
Never	14.3	10.4	10.8	18.7	13.1	
Rarely	21.1	21.7	23.3	24.4	22.4	
1-2 Times a Month	14.1	12.9	15.3	15.9	14.4	
About Once a Week or More	50.5	55.0	50.7	41.0	50.1	
N of Valid	933	884	799	566	3182	
N of Miss	23	37	14	9	83	

Table 111: I do the opposite of what people tell me, just to get them mad.





Response	6	8	10	12	Total	
Very False	53.6	37.2	33.6	41.0	41.7	
Somewhat False	25.7	30.1	30.0	29.9	28.7	
Somewhat True	17.2	27.0	32.7	26.5	25.5	
Very True	3.6	5.7	3.7	2.7	4.0	
N of Valid	926	881	801	566	3174	
N of Miss	28	39	12	9	88	

Table 112: I like to see how much I can get away with.





Response	6	8	10	12	Total	
Very False	59.6	41.4	31.7	37.8	43.7	
Somewhat False	22.3	26.4	25.7	21.6	24.1	
Somewhat True	13.0	23.5	31.6	32.0	24.0	
Very True	5.1	8.8	11.0	8.7	8.2	
N of Valid	933	880	798	566	3177	
N of Miss	21	41	14	9	85	

Table 113: I ignore rules that get in my way.





Response	6	8	10	12	Total	
Very False	66.4	46.4	39.0	40.0	49.3	
Somewhat False	19.1	27.4	27.6	28.8	25.3	
Somewhat True	11.2	19.6	25.5	25.3	19.6	
Very True	3.2	6.7	8.0	5.8	5.8	
N of Valid	935	884	801	565	3185	
N of Miss	21	37	12	10	80	

Table 114: I think sometimes it's okay to cheat at school.





Response	6	8	10	12	Total	
NO!	71.9	39.8	22.3	18.6	41.2	
no	20.7	37.2	32.8	34.9	30.8	
yes	6.6	19.5	36.9	37.4	23.2	
YES!	0.8	3.4	8.0	9.0	4.8	
N of Valid	946	886	804	564	3200	
N of Miss	10	35	10	10	65	

Table 115: It is important to think before you act.





Response	6	8	10	12	Total	
NO!	1.8	2.9	1.4	0.9	1.8	
no	2.5	5.9	4.0	2.5	3.8	
yes	25.7	39.1	40.0	37.3	35.1	
YES!	70.0	52.0	54.6	59.3	59.2	
N of Valid	942	884	804	565	3195	
N of Miss	11	37	10	10	68	

Table 116: Sometimes I think that life is not worth it.





Response	6	8	10	12	Total	
NO!	60.3	47.6	42.5	47.9	50.1	
no	20.3	22.3	22.6	24.4	22.1	
yes	12.3	20.2	23.3	21.2	18.8	
YES!	7.1	9.9	11.5	6.6	8.9	
N of Valid	927	867	797	562	3153	
N of Miss	28	54	14	13	109	

Table 117: At times I think I am no good at all.

Response	6	8	10	12	Total	
NO!	39.9	32.3	30.5	35.0	34.6	
no	22.1	28.3	22.6	25.4	24.5	
yes	28.6	28.3	33.6	30.4	30.1	
YES!	9.4	11.2	13.3	9.2	10.8	
N of Valid	934	877	800	563	3174	
N of Miss	22	44	14	12	92	

Table 118: All in all, I am inclined to think that I am a failure.

Response	6	8	10	12	Total	
NO!	55.3	50.2	44.1	48.8	49.9	
no	27.5	31.2	32.9	34.6	31.1	
yes	12.3	12.6	16.1	12.5	13.4	
YES!	4.9	6.0	6.9	4.1	5.5	
N of Valid	924	872	800	561	3157	
N of Miss	32	47	12	14	105	

Table 119: In the past year, have you felt depressed or sad MOST days, even if you felt okay sometimes?

Response	6	8	10	12	Total	
NO!	34.4	31.9	26.4	30.9	31.1	
no	26.0	25.1	25.3	28.5	26.0	
yes	24.0	27.6	28.6	27.0	26.7	
YES!	15.6	15.5	19.7	13.7	16.3	
N of Valid	930	878	802	564	3174	
N of Miss	24	43	12	11	90	

Table 120: It is all right to beat up people if they start the fight.


Response	6	8	10	12	Total	
NO!	48.2	27.7	22.6	23.9	31.8	
no	22.0	24.3	20.6	20.6	22.0	
yes	16.6	23.1	28.2	26.2	23.0	
YES!	13.1	24.9	28.6	29.3	23.1	
N of Valid	939	874	801	564	3178	
N of Miss	15	45	13	11	84	

Table 121: I think it is okay to take something without asking if you can get away with it.


Response	6	8	10	12	Total	
NO!	77.0	60.1	55.4	58.4	63.6	
no	19.6	32.1	36.3	33.8	29.8	
yes	1.8	6.0	6.4	6.2	4.9	
YES!	1.6	1.8	2.0	1.6	1.8	
N of Valid	935	872	800	565	3172	
N of Miss	20	49	14	10	93	

Table 122: Sometimes we don't know what we will do as adults, but we may have an idea. Please answer how true these statements may be for you. WHEN I AM AN ADULT I WILL: smoke cigarettes.


Response	6	8	10	12	Total	
NO!	85.3	76.0	67.5	64.5	74.6	
no	11.6	17.0	19.3	19.0	16.3	
yes	2.6	4.9	9.9	10.5	6.5	
YES!	0.5	2.1	3.4	6.0	2.7	
N of Valid	934	872	800	563	3169	
N of Miss	22	47	14	12	95	

Table 123: Sometimes we don't know what we will do as adults, but we may have an idea. Please answer how true these statements may be for you. WHEN I AM AN ADULT I WILL: drink beer, wine, or liquor.





Response	6	8	10	12	Total	
NO!	66.7	49.0	30.8	29.3	46.1	
no	17.7	22.6	17.9	16.7	18.9	
yes	13.8	23.0	38.4	38.5	26.9	
YES!	1.8	5.4	12.9	15.5	8.0	
N of Valid	929	871	799	563	3162	
N of Miss	26	49	13	11	99	

Table 124: Sometimes we don't know what we will do as adults, but we may have an idea. Please answer how true these statements may be for you. WHEN I AM AN ADULT I WILL: smoke marijuana.





Response	6	8	10	12	Total	
NO!	93.8	84.0	71.7	65.2	80.5	
no	5.0	11.4	16.0	18.7	12.0	
yes	0.8	3.3	8.0	11.2	5.2	
YES!	0.4	1.3	4.3	5.0	2.4	
N of Valid	933	871	796	563	3163	
N of Miss	22	49	17	12	100	

Table 125: Sometimes we don't know what we will do as adults, but we may have an idea. Please answer how true these statements may be for you. WHEN I AM AN ADULT I WILL: use LSD, cocaine, amphetamines or another illegal drug.





Response	6	8	10	12	Total	
NO!	95.4	92.9	89.4	91.1	92.4	
no	4.4	6.4	9.5	6.9	6.7	
yes	0.2	0.5	0.9	1.4	0.7	
YES!	0.0	0.2	0.3	0.5	0.2	
N of Valid	932	873	800	563	3168	
N of Miss	24	48	14	12	98	

Table 126: How much do you think people risk harming themselves (physically or in other ways) if they: smoked one or more packs of cigarettes per day?





Response	6	8	10	12	Total	
No risk	12.0	8.3	3.0	4.1	7.3	
Slight risk	7.3	7.7	8.4	6.9	7.7	
Moderate risk	15.5	20.0	20.3	18.7	18.5	
Great risk	65.2	63.9	68.2	70.3	66.5	
N of Valid	927	868	793	562	3150	
N of Miss	27	53	21	13	114	

Table 127: How much do you think people risk harming themselves (physically or in other ways) if they: try marijuana once or twice?





Response	6	8	10	12	Total	
No risk	12.8	14.0	22.1	33.0	19.1	
Slight risk	16.9	20.0	26.5	28.7	22.3	
Moderate risk	24.1	25.2	22.1	14.3	22.1	
Great risk	46.1	40.7	29.4	23.9	36.5	
N of Valid	921	864	789	560	3134	
N of Miss	32	57	24	14	127	

Table 128: How much do you think people risk harming themselves (physically or in other ways) if they: smoke marijuana regularly?





Response	6	8	10	12	Total	
No risk	11.7	11.0	9.7	13.1	11.3	
Slight risk	3.8	4.8	12.0	17.7	8.6	
Moderate risk	7.8	11.3	15.5	21.3	13.1	
Great risk	76.7	72.9	62.8	47.8	67.0	
N of Valid	913	861	785	558	3117	
N of Miss	41	59	28	17	145	

Table 129: How much do you think people risk harming themselves (physically or in other ways) if they: take one or two drinks of an alcoholic beverage (beer, wine, liquor) nearly every day?

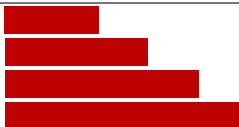
Response	6	8	10	12	Total	
No risk	14.6	13.3	11.4	12.3	13.0	
Slight risk	18.7	19.8	24.7	21.5	21.0	
Moderate risk	27.8	29.0	29.6	32.6	29.4	
Great risk	38.8	38.0	34.4	33.6	36.5	
N of Valid	923	860	791	562	3136	
N of Miss	33	60	23	13	129	

Table 130: How much do you think people risk harming themselves (physically or in other ways) if they: have five or more drinks once or twice each weekend?

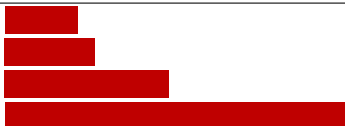
Response	6	8	10	12	Total	
No risk	12.4	10.2	6.3	7.7	9.4	
Slight risk	9.5	8.8	13.8	19.5	12.2	
Moderate risk	22.5	20.7	27.7	29.5	24.5	
Great risk	55.6	60.2	52.2	43.4	53.8	
N of Valid	926	859	788	560	3133	
N of Miss	30	61	26	15	132	

Table 131: Have you ever used smokeless tobacco (chew, snuff, plug, dipping tobacco, or chewing tobacco)?


Response	6	8	10	12	Total	
Never	95.3	91.7	77.8	74.2	86.2	
Once or Twice	3.1	4.8	10.3	9.3	6.5	
Once in a while but not regularly	0.4	1.5	4.7	5.9	2.8	
Regularly in the past	0.6	0.8	3.1	5.3	2.2	
Regularly now	0.5	1.2	4.0	5.3	2.4	
N of Valid	935	866	794	562	3157	
N of Miss	21	55	20	13	109	

Table 132: How often have you taken smokeless tobacco during the past 30 days?


Response	6	8	10	12	Total	
Not at all	98.3	97.6	90.5	88.4	94.4	
Once or twice	1.1	1.2	3.9	3.8	2.3	
Once or twice per week	0.2	0.2	0.8	2.0	0.7	
Three to five times per week	0.1	0.0	0.8	1.1	0.4	
About once a day	0.0	0.3	1.4	0.2	0.5	
More than once a day	0.3	0.7	2.6	4.6	1.8	
N of Valid	935	864	793	560	3152	
N of Miss	21	57	21	14	113	

Table 133: Have you ever smoked cigarettes?


Response	6	8	10	12	Total	
Never	91.1	80.5	61.0	51.1	73.5	
Once or Twice	7.1	11.7	17.6	18.1	13.0	
Once in a while but not regularly	1.0	3.6	8.9	10.3	5.4	
Regularly in the past	0.2	2.3	6.0	6.2	3.3	
Regularly now	0.6	1.9	6.4	14.2	4.9	
N of Valid	935	863	794	562	3154	
N of Miss	21	58	20	13	112	

Table 134: How frequently have you smoked cigarettes during the past 30 days?


Response	6	8	10	12	Total	
Not at all	98.4	94.7	83.7	74.9	89.5	
Less than one cigarette per day	1.0	3.2	7.3	8.4	4.5	
One to five cigarettes per day	0.5	1.4	5.4	9.4	3.6	
About one-half pack per day	0.0	0.2	1.8	4.6	1.3	
About one pack per day	0.0	0.3	1.0	2.0	0.7	
About one and one-half packs per day	0.0	0.0	0.3	0.4	0.1	
Two packs or more per day	0.1	0.1	0.5	0.4	0.3	
N of Valid	935	863	793	562	3153	
N of Miss	21	58	21	13	113	

Table 135: Which statement best describes rules about smoking inside your home?






Response	6	8	10	12	Total	
Smoking is not allowed anywhere inside your home	69.7	66.4	66.3	68.6	67.8	
Smoking is allowed in some places and at some times	6.4	6.3	7.8	8.6	7.1	
Smoking is allowed anywhere inside the home	3.7	3.3	5.9	4.6	4.3	
There are no rules about smoking inside the home	4.9	7.1	10.0	9.6	7.6	
I don't know	15.4	17.0	9.9	8.6	13.2	
N of Valid	927	860	790	561	3138	
N of Miss	26	61	22	13	122	

Table 136: Which statement best describes rules about smoking in your family cars?







Response	6	8	10	12	Total	
Smoking is never allowed in any car	64.2	57.3	57.8	54.6	59.0	
Smoking is allowed sometimes or in some cars	11.2	11.7	12.2	14.5	12.2	
Smoking is allowed in any car anytime	4.7	5.4	7.4	7.9	6.1	
There are no rules about smoking in the car	5.8	8.3	11.5	13.2	9.3	
We do not have a family car	1.2	1.2	1.0	2.0	1.3	
I don't know	12.9	16.2	10.1	7.9	12.2	
N of Valid	929	854	789	560	3132	
N of Miss	26	66	25	14	131	

Table 137: During this school year, were you taught in any of your classes about the dangers of tobacco use?

Response	6	8	10	12	Total	
Strongly agree	49.4	27.8	19.3	16.2	30.0	
Agree	23.5	30.0	35.9	26.4	28.9	
Disagree	6.7	11.2	13.9	17.3	11.6	
Strongly disagree	5.9	12.3	14.8	20.6	12.5	
I don't know	14.5	18.8	16.2	19.5	17.0	
N of Valid	913	831	778	554	3076	
N of Miss	40	89	34	21	184	

Table 138: During the past 12 months, have you participated in any community activities to discourage people your age from using cigarettes, chewing tobacco, snuff, dip or cigars?

Response	6	8	10	12	Total	
Strongly agree	27.6	15.2	14.9	14.1	18.6	
Agree	20.5	21.0	21.2	18.6	20.5	
Disagree	13.1	17.1	21.5	18.6	17.3	
Strongly disagree	14.0	23.1	26.7	30.1	22.6	
I don't know	24.8	23.6	15.7	18.7	21.1	
N of Valid	910	835	783	555	3083	
N of Miss	46	86	31	20	183	

Table 139: On how many occasions have you had alcoholic beverages (beer, wine or hard liquor) to drink in your lifetime - more than just a few sips?

Response	6	8	10	12	Total	
0	87.0	72.4	46.0	33.0	63.1	
1-2	9.1	15.9	16.3	13.6	13.6	
3-5	1.8	5.2	10.1	10.9	6.4	
6-9	1.3	2.7	7.5	8.0	4.4	
10-19	0.4	1.3	5.9	11.3	4.0	
20-39	0.1	1.2	5.7	7.1	3.0	
40+	0.3	1.4	8.5	16.1	5.5	
N of Valid	938	862	791	560	3151	
N of Miss	18	57	23	14	112	

Table 140: On how many occasions have you had beer, wine or hard liquor to drink during the past 30 days?


Response	6	8	10	12	Total	
0	97.4	92.3	74.5	65.3	84.6	
1-2	1.6	5.0	13.0	16.6	8.1	
3-5	0.5	1.2	6.6	7.0	3.4	
6-9	0.3	0.9	3.0	6.1	2.2	
10-19	0.0	0.1	1.8	3.4	1.1	
20-39	0.0	0.2	0.5	0.5	0.3	
40+	0.1	0.2	0.6	1.1	0.4	
N of Valid	935	862	791	559	3147	
N of Miss	21	58	23	16	118	

Table 141: On how many occasions have you used marijuana (grass, pot) or hashish (hash, hash oil) in your lifetime?


Response	6	8	10	12	Total	
0	99.3	93.6	76.0	60.2	85.0	
1-2	0.4	3.1	8.6	7.7	4.5	
3-5	0.2	0.8	3.7	6.5	2.4	
6-9	0.0	0.3	1.9	3.4	1.2	
10-19	0.0	0.8	2.0	6.1	1.8	
20-39	0.0	0.5	1.7	3.8	1.2	
40+	0.1	0.8	6.1	12.4	4.0	
N of Valid	939	863	787	558	3147	
N of Miss	17	58	27	16	118	

Table 142: On how many occasions have you used marijuana (grass, pot) or hashish (hash, hash oil) during the past 30 days?


Response	6	8	10	12	Total	
0	99.6	97.7	90.1	81.3	93.4	
1-2	0.3	0.9	4.3	7.7	2.8	
3-5	0.0	0.5	1.4	3.4	1.1	
6-9	0.0	0.3	1.1	2.0	0.7	
10-19	0.0	0.2	0.9	1.3	0.5	
20-39	0.0	0.1	0.9	1.6	0.5	
40+	0.1	0.2	1.3	2.7	0.9	
N of Valid	938	860	787	556	3141	
N of Miss	18	61	26	18	123	

Table 143: On how many occasions have you used LSD or other psychedelics in your lifetime?


Response	6	8	10	12	Total	
0	100.0	99.8	98.1	97.1	99.0	
1-2	0.0	0.0	1.3	1.3	0.5	
3-5	0.0	0.0	0.0	1.3	0.2	
6-9	0.0	0.1	0.3	0.2	0.1	
10-19	0.0	0.1	0.0	0.0	0.0	
20-39	0.0	0.0	0.0	0.0	0.0	
40+	0.0	0.0	0.4	0.2	0.1	
N of Valid	937	863	789	560	3149	
N of Miss	19	58	25	15	117	

Table 144: On how many occasions have you used LSD or other psychedelics during the past 30 days?


Response	6	8	10	12	Total	
0	100.0	99.8	99.5	99.1	99.7	
1-2	0.0	0.1	0.5	0.5	0.3	
3-5	0.0	0.0	0.0	0.2	0.0	
6-9	0.0	0.1	0.0	0.2	0.1	
10-19	0.0	0.0	0.0	0.0	0.0	
20-39	0.0	0.0	0.0	0.0	0.0	
40+	0.0	0.0	0.0	0.0	0.0	
N of Valid	932	863	789	559	3143	
N of Miss	24	58	25	16	123	

Table 145: On how many occasions have you used cocaine or crack in your lifetime?


Response	6	8	10	12	Total	
0	99.8	99.5	97.8	97.1	98.8	
1-2	0.1	0.3	1.4	2.0	0.8	
3-5	0.1	0.1	0.5	0.5	0.3	
6-9	0.0	0.0	0.0	0.2	0.0	
10-19	0.0	0.0	0.1	0.0	0.0	
20-39	0.0	0.0	0.1	0.2	0.1	
40+	0.0	0.0	0.0	0.0	0.0	
N of Valid	935	864	789	559	3147	
N of Miss	21	57	25	16	119	

Table 146: On how many occasions have you used cocaine or crack during the past 30 days?




Response	6	8	10	12	Total	
0	99.5	99.9	99.7	99.3	99.6	
1-2	0.3	0.1	0.1	0.7	0.3	
3-5	0.1	0.0	0.1	0.0	0.1	
6-9	0.0	0.0	0.0	0.0	0.0	
10-19	0.0	0.0	0.0	0.0	0.0	
20-39	0.0	0.0	0.0	0.0	0.0	
40+	0.1	0.0	0.0	0.0	0.0	
N of Valid	936	863	790	558	3147	
N of Miss	20	58	24	16	118	

Table 147: On how many occasions have you sniffed glue, breathed the contents of an aerosol spray can, or inhaled other gases or sprays, in order to get high in your lifetime?








Response	6	8	10	12	Total	
0	94.4	91.9	86.1	91.2	91.1	
1-2	4.0	5.1	7.2	3.8	5.1	
3-5	0.6	1.5	2.8	2.3	1.7	
6-9	0.1	0.7	1.4	1.3	0.8	
10-19	0.3	0.5	1.4	0.2	0.6	
20-39	0.1	0.0	0.4	0.4	0.2	
40+	0.4	0.3	0.8	0.9	0.6	
N of Valid	936	861	789	559	3145	
N of Miss	19	60	25	16	120	

Table 148: On how many occasions have you sniffed glue, breathed the contents of an aerosol spray can, or inhaled other gases or sprays, in order to get high during the past 30 days?







Response	6	8	10	12	Total	
0	98.2	96.7	96.3	98.4	97.4	
1-2	1.1	2.4	2.9	0.7	1.8	
3-5	0.4	0.5	0.4	0.4	0.4	
6-9	0.0	0.0	0.0	0.2	0.0	
10-19	0.0	0.2	0.4	0.0	0.2	
20-39	0.0	0.1	0.0	0.4	0.1	
40+	0.3	0.0	0.0	0.0	0.1	
N of Valid	935	858	788	559	3140	
N of Miss	21	63	26	16	126	

Table 149: On how many occasions have you used phenoxydine (pox, px, breeze) in your lifetime?


Response	6	8	10	12	Total	
0	100.0	100.0	100.0	100.0	100.0	
1-2	0.0	0.0	0.0	0.0	0.0	
3-5	0.0	0.0	0.0	0.0	0.0	
6-9	0.0	0.0	0.0	0.0	0.0	
10-19	0.0	0.0	0.0	0.0	0.0	
20-39	0.0	0.0	0.0	0.0	0.0	
40+	0.0	0.0	0.0	0.0	0.0	
N of Valid	929	861	786	557	3133	
N of Miss	27	60	28	18	133	

Table 150: On how many occasions have you used phenoxydine (pox, px, breeze) during the past 30 days?


Response	6	8	10	12	Total	
0	100.0	100.0	100.0	100.0	100.0	
1-2	0.0	0.0	0.0	0.0	0.0	
3-5	0.0	0.0	0.0	0.0	0.0	
6-9	0.0	0.0	0.0	0.0	0.0	
10-19	0.0	0.0	0.0	0.0	0.0	
20-39	0.0	0.0	0.0	0.0	0.0	
40+	0.0	0.0	0.0	0.0	0.0	
N of Valid	929	858	790	558	3135	
N of Miss	27	62	24	17	130	

Table 151: On how many occasions have you used sedatives (tranquilizers, such as Valium or Xanax, barbiturates, or sleeping pills) without a doctor telling you to take them, in your lifetime?








Response	6	8	10	12	Total	
0	96.2	94.8	83.7	79.6	89.7	
1-2	2.2	2.7	4.8	6.1	3.7	
3-5	0.7	0.9	2.7	3.6	1.8	
6-9	0.2	0.7	3.0	3.6	1.7	
10-19	0.2	0.2	2.7	2.9	1.3	
20-39	0.1	0.2	1.0	2.0	0.7	
40+	0.3	0.5	2.2	2.3	1.2	
N of Valid	936	859	790	558	3143	
N of Miss	19	62	24	17	122	

Table 152: On how many occasions have you used sedatives (tranquilizers, such as Valium or Xanax, barbiturates, or sleeping pills) without a doctor telling you to take them, during the past 30 days?


Response	6	8	10	12	Total	
0	98.4	97.6	92.8	91.6	95.5	
1-2	1.0	1.7	3.9	4.3	2.5	
3-5	0.2	0.6	2.0	2.5	1.2	
6-9	0.2	0.1	0.3	0.9	0.3	
10-19	0.0	0.0	0.6	0.5	0.3	
20-39	0.0	0.0	0.1	0.0	0.0	
40+	0.2	0.0	0.3	0.2	0.2	
N of Valid	937	858	790	559	3144	
N of Miss	19	63	24	16	122	

Table 153: On how many occasions have you used methamphetamines (meth, speed, crank, crystal meth) in your lifetime?


Response	6	8	10	12	Total	
0	99.8	99.8	98.0	98.4	99.1	
1-2	0.2	0.2	1.1	0.5	0.5	
3-5	0.0	0.0	0.6	0.5	0.3	
6-9	0.0	0.0	0.1	0.4	0.1	
10-19	0.0	0.0	0.0	0.0	0.0	
20-39	0.0	0.0	0.0	0.0	0.0	
40+	0.0	0.0	0.1	0.2	0.1	
N of Valid	937	858	790	558	3143	
N of Miss	19	63	24	17	123	

Table 154: On how many occasions have you used methamphetamines (meth, speed, crank, crystal meth) in the past 30 days?



Response	6	8	10	12	Total	
0	100.0	100.0	99.7	99.6	99.9	
1-2	0.0	0.0	0.3	0.2	0.1	
3-5	0.0	0.0	0.0	0.2	0.0	
6-9	0.0	0.0	0.0	0.0	0.0	
10-19	0.0	0.0	0.0	0.0	0.0	
20-39	0.0	0.0	0.0	0.0	0.0	
40+	0.0	0.0	0.0	0.0	0.0	
N of Valid	935	859	790	559	3143	
N of Miss	20	62	24	16	122	

Table 155: On how many occasions have you used stimulants, other than Methamphetamines (such as amphetamines, Ritalin or Dexedrine) without a doctor telling you to take them, in your lifetime?







Response	6	8	10	12	Total	
0	99.9	99.5	96.3	94.6	98.0	
1-2	0.1	0.5	1.4	2.7	1.0	
3-5	0.0	0.0	0.4	1.3	0.3	
6-9	0.0	0.0	0.6	0.5	0.3	
10-19	0.0	0.0	0.5	0.2	0.2	
20-39	0.0	0.0	0.0	0.2	0.0	
40+	0.0	0.0	0.8	0.5	0.3	
N of Valid	934	857	790	557	3138	
N of Miss	22	64	24	18	128	

Table 156: On how many occasions have you used stimulants, other than Methamphetamines (such as amphetamines, Ritalin or Dexedrine) without a doctor telling you to take them, during the past 30 days?


Response	6	8	10	12	Total	
0	100.0	99.9	98.6	99.1	99.5	
1-2	0.0	0.1	0.8	0.7	0.4	
3-5	0.0	0.0	0.3	0.2	0.1	
6-9	0.0	0.0	0.4	0.0	0.1	
10-19	0.0	0.0	0.0	0.0	0.0	
20-39	0.0	0.0	0.0	0.0	0.0	
40+	0.0	0.0	0.0	0.0	0.0	
N of Valid	933	857	789	558	3137	
N of Miss	23	64	25	17	129	

Table 157: On how many occasions have you used heroin or other opiates in your lifetime?


Response	6	8	10	12	Total	
0	100.0	99.4	99.1	99.3	99.5	
1-2	0.0	0.6	0.8	0.2	0.4	
3-5	0.0	0.0	0.0	0.4	0.1	
6-9	0.0	0.0	0.1	0.0	0.0	
10-19	0.0	0.0	0.0	0.2	0.0	
20-39	0.0	0.0	0.0	0.0	0.0	
40+	0.0	0.0	0.0	0.0	0.0	
N of Valid	936	857	790	560	3143	
N of Miss	20	64	24	15	123	

Table 158: On how many occasions have you used heroin or other opiates during the past 30 days?

Response	6	8	10	12	Total	
0	100.0	99.5	99.9	99.8	99.8	
1-2	0.0	0.4	0.0	0.2	0.1	
3-5	0.0	0.0	0.1	0.0	0.0	
6-9	0.0	0.1	0.0	0.0	0.0	
10-19	0.0	0.0	0.0	0.0	0.0	
20-39	0.0	0.0	0.0	0.0	0.0	
40+	0.0	0.0	0.0	0.0	0.0	
N of Valid	933	855	790	559	3137	
N of Miss	23	66	24	16	129	

Table 159: On how many occasions have you used MDMA ('X', 'E', or ecstasy) in your lifetime?

Response	6	8	10	12	Total	
0	99.9	99.9	97.5	95.7	98.5	
1-2	0.1	0.0	1.3	2.9	0.9	
3-5	0.0	0.0	0.5	0.9	0.3	
6-9	0.0	0.0	0.1	0.5	0.1	
10-19	0.0	0.1	0.1	0.0	0.1	
20-39	0.0	0.0	0.1	0.0	0.0	
40+	0.0	0.0	0.4	0.0	0.1	
N of Valid	923	852	789	559	3123	
N of Miss	33	69	25	16	143	

Table 160: On how many occasions have you used MDMA ('X', 'E', or ecstasy) during the past 30 days?

Response	6	8	10	12	Total	
0	100.0	99.9	99.4	99.1	99.6	
1-2	0.0	0.0	0.5	0.7	0.3	
3-5	0.0	0.1	0.1	0.2	0.1	
6-9	0.0	0.0	0.0	0.0	0.0	
10-19	0.0	0.0	0.0	0.0	0.0	
20-39	0.0	0.0	0.0	0.0	0.0	
40+	0.0	0.0	0.0	0.0	0.0	
N of Valid	917	849	785	559	3110	
N of Miss	38	71	28	16	153	

Table 161: On how many occasions have you taken prescription drugs (such as Valium, Xanax, Ritalin, Adderall, OxyContin, Darvocet, or sleeping pills) on your own-that is, without a doctor telling you to take them in your lifetime?








Response	6	8	10	12	Total	
0	96.7	93.9	83.0	76.9	89.0	
1-2	1.9	2.6	5.7	7.9	4.1	
3-5	0.9	2.1	2.9	3.9	2.3	
6-9	0.1	0.6	2.3	2.7	1.2	
10-19	0.1	0.2	1.8	4.7	1.4	
20-39	0.1	0.1	1.0	1.6	0.6	
40+	0.2	0.5	3.3	2.3	1.4	
N of Valid	938	856	788	558	3140	
N of Miss	18	65	25	17	125	

Table 162: On how many occasions have you taken prescription drugs (such as Valium, Xanax, Ritalin, Adderall, OxyContin, Darvocet, or sleeping pills) on your own-that is, without a doctor telling you to take them during the past 30 days?








Response	6	8	10	12	Total	
0	98.5	97.7	93.4	90.5	95.6	
1-2	1.1	1.4	2.9	5.2	2.4	
3-5	0.1	0.5	1.6	3.0	1.1	
6-9	0.1	0.4	0.4	0.7	0.4	
10-19	0.1	0.0	0.5	0.4	0.2	
20-39	0.1	0.0	0.4	0.2	0.2	
40+	0.0	0.1	0.8	0.0	0.2	
N of Valid	936	856	789	558	3139	
N of Miss	20	65	24	17	126	

Table 163: On how many occasions have you taken non-prescription medicines such as diet pills (for example, Dietac, Dexatrim or Prolamine), stay-awake pills (for example No-Doz, Vivarin, or Wake), or cough or cold medicines (robos, DXM, etc.) to get high in your lifetime?


Response	6	8	10	12	Total	
0	97.5	97.1	91.9	88.9	94.5	
1-2	1.0	1.3	2.9	3.4	2.0	
3-5	0.5	0.8	1.5	2.3	1.2	
6-9	0.4	0.1	1.6	1.6	0.9	
10-19	0.4	0.1	1.0	1.8	0.7	
20-39	0.0	0.1	0.3	1.3	0.3	
40+	0.1	0.5	0.8	0.7	0.5	
N of Valid	935	854	790	558	3137	
N of Miss	19	67	24	17	127	

Table 164: On how many occasions have you taken non-prescription medicines such as diet pills (for example, Dietac, Dexatrim or Prolamine), stay-awake pills (for example No-Doz, Vivarin, or Wake), or cough or cold medicines (robos, DXM, etc.) to get high during the past 30 days?


Response	6	8	10	12	Total	
0	98.9	98.4	97.1	96.6	97.9	
1-2	0.6	0.8	1.3	2.2	1.1	
3-5	0.4	0.4	0.9	1.3	0.7	
6-9	0.0	0.2	0.6	0.0	0.2	
10-19	0.0	0.1	0.0	0.0	0.0	
20-39	0.0	0.1	0.0	0.0	0.0	
40+	0.0	0.0	0.1	0.0	0.0	
N of Valid	935	855	789	554	3133	
N of Miss	19	66	25	20	130	

Table 165: On how many occasions have you been drunk or very high from drinking alcoholic beverages during the past 30 days?








Response	6	8	10	12	Total	
0	98.6	96.8	83.0	73.1	89.7	
1-2	1.1	1.9	9.3	11.7	5.2	
3-5	0.2	0.4	4.1	7.5	2.5	
6-9	0.0	0.4	1.3	4.5	1.2	
10-19	0.0	0.2	1.1	1.4	0.6	
20-39	0.0	0.1	0.4	1.3	0.4	
40+	0.1	0.2	0.9	0.5	0.4	
N of Valid	937	850	787	557	3131	
N of Miss	19	70	26	18	133	

Table 166: On how many occasions have you drunk flavored alcoholic beverages, sometimes called 'alcopops' (like Mike's Hard Lemonade, Smirnoff Ice, Bacardi Breezers, etc.) in your lifetime?








Response	6	8	10	12	Total	
0	92.6	82.4	60.1	49.5	74.0	
1-2	4.8	10.0	12.7	11.7	9.5	
3-5	1.4	3.9	8.0	8.6	5.0	
6-9	0.9	1.2	6.2	7.4	3.5	
10-19	0.1	1.1	4.7	10.3	3.3	
20-39	0.1	0.9	2.4	4.3	1.7	
40+	0.1	0.6	5.9	8.1	3.1	
N of Valid	932	856	786	555	3129	
N of Miss	23	64	26	17	130	

Table 167: On how many occasions have you drunk flavored alcoholic beverages, sometimes called 'alcopops' (like Mike's Hard Lemonade, Smirnoff Ice, Bacardi Breezers, etc.) during the past 30 days?


Response	6	8	10	12	Total	
0	98.4	94.7	80.6	77.2	89.2	
1-2	1.4	3.9	10.8	12.9	6.5	
3-5	0.1	0.7	3.8	5.2	2.1	
6-9	0.0	0.5	2.7	2.3	1.2	
10-19	0.0	0.2	1.0	1.6	0.6	
20-39	0.0	0.0	0.5	0.5	0.2	
40+	0.1	0.0	0.6	0.2	0.2	
N of Valid	935	855	789	558	3137	
N of Miss	21	66	25	16	128	

Table 168: Think back over the last two weeks. How many times have you had five or more alcoholic drinks in a row?


Response	6	8	10	12	Total	
None	97.9	95.6	84.8	77.7	90.4	
Once	1.1	2.2	5.5	8.9	3.9	
Twice	0.6	1.0	3.7	7.6	2.7	
3-5 times	0.0	0.6	3.2	4.5	1.8	
6-9 times	0.2	0.4	1.1	0.7	0.6	
10 or more times	0.2	0.4	1.7	0.5	0.7	
N of Valid	938	836	783	552	3109	
N of Miss	18	84	31	23	156	

Table 169: During the past 30 days, how many times did you ride in a car or other vehicle driven by someone who had been drinking alcohol?


Response	6	8	10	12	Total	
0 times	87.7	87.0	80.6	81.3	84.6	
1 time	6.0	5.9	9.1	9.8	7.4	
2 or 3 times	3.2	4.6	6.8	6.2	5.0	
4 or 5 times	1.1	1.0	1.4	2.2	1.3	
6 or more times	1.9	1.6	2.2	0.5	1.6	
N of Valid	929	829	782	551	3091	
N of Miss	27	91	32	24	174	

Table 170: During the past 30 days, how many times did you drive a car or other vehicle when you had been drinking alcohol?







Response	6	8	10	12	Total	
I did not drive a car in the past 30 days	48.3	51.8	32.0	16.1	39.3	
0 times	49.6	46.9	63.1	75.0	56.9	
1 time	0.9	0.6	3.0	4.4	2.0	
2 or 3 times	0.3	0.4	1.2	3.1	1.1	
4 or 5 times	0.2	0.1	0.3	1.1	0.4	
6 or more times	0.7	0.2	0.4	0.4	0.4	
N of Valid	890	813	765	547	3015	
N of Miss	26	90	32	24	172	

Table 171: If you drank alcohol (not just a sip or taste) in the past year, how did you usually get it?












Response	6	8	10	12	Total	
I did not drink alcohol in the past year	92.2	81.9	55.8	45.1	71.9	
I bought it myself with a fake ID	0.2	0.1	0.5	0.4	0.3	
I bought it myself without a fake ID	0.1	0.0	0.3	0.7	0.2	
I got it from someone I know age 21 or older	1.0	4.1	15.4	31.6	10.9	
I got it from someone I know under age 21	0.1	1.5	7.3	5.5	3.2	
I got it from my brother or sister	0.3	1.1	1.6	1.7	1.1	
I got it from home with my parents' permission	1.4	1.9	3.4	4.6	2.6	
I got it from home without my parents' permission	0.7	2.4	3.4	1.3	2.0	
I got it from another relative	0.7	2.3	3.6	2.8	2.2	
A stranger bought it for me	0.0	0.1	1.1	1.1	0.5	
I took it from a store or shop	0.0	0.0	0.0	0.0	0.0	
Other	3.3	4.5	7.7	5.2	5.1	
N of Valid	907	821	755	541	3024	
N of Miss	47	96	40	26	209	

Table 172: If you drank alcohol (not just a sip or taste) in the past year, where did you usually drink it?











Response	6	8	10	12	Total	
I did not drink alcohol in the past year	93.7	84.0	58.1	46.9	73.9	
at my home	3.2	6.5	9.8	11.1	7.2	
at someone else's home	1.6	7.6	25.2	34.5	15.0	
at an open area like a park, beach, field, back road, woods, or a street corner	0.7	1.2	3.8	5.1	2.4	
at a sporting event or concert	0.0	0.1	0.3	0.4	0.2	
at a restaurant, bar, or a nightclub	0.4	0.1	0.8	0.4	0.4	
at an empty building or a construction site	0.1	0.1	0.3	0.0	0.1	
at a hotel/motel	0.1	0.0	0.8	0.6	0.3	
in a car	0.0	0.1	0.7	0.8	0.3	
at school	0.2	0.1	0.3	0.4	0.2	
N of Valid	902	812	745	533	2992	
N of Miss	52	104	40	25	221	

Table 173: During the last month, about how many marijuana cigarettes, or the equivalent, did you smoke a day, on the average?








Response	6	8	10	12	Total	
None	99.1	96.0	88.0	80.3	92.1	
Less than 1 a day	0.4	1.7	4.1	7.5	3.0	
1 a day	0.3	0.5	1.4	2.2	1.0	
2-3 a day	0.1	1.1	2.6	4.0	1.7	
4-6 a day	0.0	0.5	2.3	4.0	1.4	
7-10 a day	0.0	0.1	0.6	0.9	0.4	
11 or more a day	0.0	0.1	0.9	1.1	0.5	
N of Valid	929	825	778	549	3081	
N of Miss	27	95	36	26	184	

Table 174: How wrong would most adults (over 21) in your neighborhood think it is for kids your age: to use marijuana?

Response	6	8	10	12	Total	
Very wrong	91.6	85.4	70.8	66.7	80.2	
Wrong	6.0	8.4	16.3	17.0	11.2	
A little bit wrong	1.4	4.0	8.0	11.0	5.5	
Not wrong at all	1.0	2.2	4.9	5.3	3.1	
N of Valid	921	821	773	546	3061	
N of Miss	34	99	37	28	198	

Table 175: How wrong would most adults (over 21) in your neighborhood think it is for kids your age: to drink alcohol?

Response	6	8	10	12	Total	
Very wrong	81.3	70.9	50.5	45.0	64.2	
Wrong	10.6	15.9	23.1	26.7	18.1	
A little bit wrong	6.4	9.4	17.4	20.5	12.5	
Not wrong at all	1.6	3.8	9.0	7.9	5.2	
N of Valid	921	819	775	547	3062	
N of Miss	35	102	39	28	204	

Table 176: How wrong would most adults (over 21) in your neighborhood think it is for kids your age: to smoke cigarettes?

Response	6	8	10	12	Total	
Very wrong	80.6	73.2	55.6	41.7	65.3	
Wrong	11.9	14.4	19.8	27.1	17.3	
A little bit wrong	5.3	8.5	15.4	19.6	11.3	
Not wrong at all	2.2	3.9	9.1	11.7	6.1	
N of Valid	922	821	777	547	3067	
N of Miss	34	100	37	28	199	

Table 177: How much do each of the following statements describe your neighborhood? crime and/or drug selling

Response	6	8	10	12	Total	
NO!	78.0	72.8	64.0	64.7	70.7	
no	12.6	15.9	18.5	22.9	16.8	
yes	6.1	7.5	10.2	8.6	8.0	
YES!	3.3	3.8	7.3	3.8	4.5	
N of Valid	920	823	783	546	3072	
N of Miss	34	98	31	29	192	

Table 178: How much do each of the following statements describe your neighborhood? fights

Response	6	8	10	12	Total	
NO!	67.9	60.7	60.1	65.4	63.5	
no	16.6	19.5	20.7	21.2	19.2	
yes	11.8	13.3	13.1	9.9	12.2	
YES!	3.8	6.5	6.0	3.5	5.0	
N of Valid	918	820	777	546	3061	
N of Miss	34	100	36	29	199	

Table 179: How much do each of the following statements describe your neighborhood? lots of empty or abandoned buildings

Response	6	8	10	12	Total	
NO!	77.9	72.0	70.1	69.8	72.9	
no	15.8	20.3	21.6	24.1	20.0	
yes	4.4	5.6	6.4	4.4	5.2	
YES!	1.9	2.2	1.9	1.6	1.9	
N of Valid	916	824	779	547	3066	
N of Miss	40	97	35	28	200	

Table 180: How much do each of the following statements describe your neighborhood? lots of graffiti

Response	6	8	10	12	Total	
NO!	82.8	78.1	73.5	76.6	78.0	
no	12.9	17.6	20.7	20.5	17.5	
yes	3.1	2.1	4.0	1.3	2.7	
YES!	1.2	2.2	1.8	1.6	1.7	
N of Valid	905	823	778	546	3052	
N of Miss	50	98	36	29	213	

Table 181: If I had to move, I would miss the neighborhood I now live in.

Response	6	8	10	12	Total	
NO!	16.1	15.5	15.0	15.1	15.5	
no	9.7	12.9	20.1	20.6	15.1	
yes	25.7	33.3	33.0	35.0	31.3	
YES!	48.5	38.2	32.0	29.3	38.1	
N of Valid	921	819	782	543	3065	
N of Miss	34	102	32	32	200	

Table 182: My neighbors notice when I am doing a good job and let me know about it.

Response	6	8	10	12	Total	
NO!	37.0	35.6	38.1	38.7	37.2	
no	28.9	34.6	38.1	39.3	34.6	
yes	21.1	21.4	17.6	15.9	19.4	
YES!	13.0	8.4	6.1	6.1	8.8	
N of Valid	914	814	782	540	3050	
N of Miss	39	107	31	34	211	

Table 183: I like my neighborhood.

Response	6	8	10	12	Total
NO!	9.1	10.2	11.8	10.4	10.3
no	8.0	10.3	13.0	15.0	11.1
yes	32.9	41.6	45.2	44.7	40.5
YES!	50.1	37.9	29.9	29.9	38.1
N of Valid	913	815	778	541	3047
N of Miss	42	106	35	34	217

Table 184: There are lots of adults in my neighborhood I could talk to about something important.

Response	6	8	10	12	Total
NO!	25.6	23.0	29.0	28.4	26.3
no	24.1	27.9	29.4	31.2	27.7
yes	26.1	28.9	26.6	26.3	27.0
YES!	24.2	20.2	15.0	14.1	19.0
N of Valid	917	810	779	539	3045
N of Miss	37	110	34	36	217

Table 185: I'd like to get out of my neighborhood.

Response	6	8	10	12	Total
NO!	53.5	43.5	33.5	32.5	42.0
no	28.7	32.6	35.7	35.3	32.7
yes	9.1	14.7	20.3	21.1	15.6
YES!	8.7	9.3	10.6	11.1	9.8
N of Valid	916	810	774	541	3041
N of Miss	39	110	36	34	219

Table 186: There are people in my neighborhood who are proud of me when I do something well.

Response	6	8	10	12	Total	
NO!	22.3	23.4	26.6	27.1	24.5	
no	24.8	28.6	32.3	28.4	28.4	
yes	31.1	33.3	30.9	32.1	31.8	
YES!	21.8	14.7	10.2	12.4	15.3	
N of Valid	920	808	777	539	3044	
N of Miss	36	113	37	36	222	

Table 187: There are people in my neighborhood who encourage me to do my best.

Response	6	8	10	12	Total	
NO!	20.6	23.1	27.9	28.9	24.6	
no	23.0	27.2	29.5	27.2	26.5	
yes	28.8	31.9	30.1	30.7	30.3	
YES!	27.6	17.8	12.5	13.1	18.6	
N of Valid	917	809	775	540	3041	
N of Miss	39	112	38	35	224	

Table 188: I feel safe in my neighborhood.

Response	6	8	10	12	Total	
NO!	11.2	7.0	7.9	6.1	8.3	
no	8.7	9.9	10.4	8.7	9.5	
yes	31.2	40.1	44.4	44.5	39.3	
YES!	48.9	43.0	37.3	40.6	42.9	
N of Valid	919	811	777	539	3046	
N of Miss	36	110	35	36	217	

Table 189: Which of the following activities for people your age are available in your community? sports teams?



Response	6	8	10	12	Total	
No	12.1	12.6	14.4	13.7	13.1	
Yes	87.9	87.4	85.6	86.3	86.9	
N of Valid	909	810	773	534	3026	
N of Miss	46	111	41	41	239	

Table 190: Which of the following activities for people your age are available in your community? scouting?



Response	6	8	10	12	Total	
No	35.0	40.9	41.4	40.9	39.3	
Yes	65.0	59.1	58.6	59.1	60.7	
N of Valid	892	794	766	530	2982	
N of Miss	62	127	48	45	282	

Table 191: Which of the following activities for people your age are available in your community? boys and girls clubs?



Response	6	8	10	12	Total	
No	41.7	39.1	39.0	40.0	40.0	
Yes	58.3	60.9	61.0	60.0	60.0	
N of Valid	884	796	762	527	2969	
N of Miss	71	125	51	48	295	

Table 192: Which of the following activities for people your age are available in your community? 4-H clubs?



Response	6	8	10	12	Total	
No	69.1	62.0	54.8	49.8	60.0	
Yes	30.9	38.0	45.2	50.2	40.0	
N of Valid	835	769	754	524	2882	
N of Miss	121	152	60	51	384	

Table 193: Which of the following activities for people your age are available in your community? service clubs?



Response	6	8	10	12	Total	
No	49.5	46.2	39.3	35.7	43.5	
Yes	50.5	53.8	60.7	64.3	56.5	
N of Valid	854	775	766	526	2921	
N of Miss	102	146	48	49	345	

Table 194: If a kid smoked marijuana in your neighborhood would he or she be caught by the police?





Response	6	8	10	12	Total	
NO!	8.7	13.5	18.9	20.9	14.8	
no	14.5	28.0	42.8	47.5	31.2	
yes	30.4	30.1	24.6	20.6	27.1	
YES!	46.4	28.4	13.7	11.0	26.9	
N of Valid	905	800	773	535	3013	
N of Miss	47	118	39	39	243	

Table 195: If a kid drank some beer, wine or hard liquor (for example, vodka, whiskey, or gin) in your neighborhood would he or she be caught by the police?





Response	6	8	10	12	Total	
NO!	11.0	18.5	24.7	26.2	19.2	
no	21.3	37.1	48.7	50.5	37.7	
yes	31.6	24.6	16.1	15.7	22.9	
YES!	36.0	19.8	10.5	7.7	20.1	
N of Valid	905	798	770	535	3008	
N of Miss	50	120	42	39	251	

Table 196: If a kid carried a handgun in your neighborhood would he or she be caught by the police?





Response	6	8	10	12	Total	
NO!	8.8	12.3	16.4	16.8	13.1	
no	14.8	23.5	29.9	31.5	24.0	
yes	26.8	31.0	31.8	29.9	29.8	
YES!	49.7	33.2	21.9	21.8	33.2	
N of Valid	900	799	770	536	3005	
N of Miss	50	119	41	39	249	

Table 197: If you wanted to get some cigarettes, how easy would it be for you to get some?





Response	6	8	10	12	Total	
Very hard	76.2	53.6	26.1	13.5	46.2	
Sort of hard	8.7	13.3	14.5	7.5	11.2	
Sort of easy	7.2	15.9	20.0	15.2	14.2	
Very easy	7.9	17.3	39.4	63.9	28.4	
N of Valid	899	799	770	534	3002	
N of Miss	55	121	43	40	259	

Table 198: If you wanted to get some beer, wine or hard liquor (for example, vodka, whiskey, or gin), how easy would it be for you to get some?





Response	6	8	10	12	Total	
Very hard	75.0	48.6	23.2	14.0	43.8	
Sort of hard	11.6	16.4	16.2	10.3	13.9	
Sort of easy	6.5	17.3	26.2	30.5	18.7	
Very easy	6.8	17.7	34.5	45.1	23.7	
N of Valid	893	797	772	534	2996	
N of Miss	62	124	41	41	268	

Table 199: If you wanted to get a drug like cocaine, LSD, or amphetamines, how easy would it be for you to get some?





Response	6	8	10	12	Total	
Very hard	93.8	86.6	64.1	55.2	77.4	
Sort of hard	3.7	6.2	17.9	21.0	11.1	
Sort of easy	0.9	3.1	9.9	13.9	6.1	
Very easy	1.6	4.0	8.2	9.9	5.4	
N of Valid	894	794	771	534	2993	
N of Miss	62	127	43	41	273	

Table 200: If you wanted to get a handgun, how easy would it be for you to get one?





Response	6	8	10	12	Total	
Very hard	75.3	63.6	52.4	48.7	61.5	
Sort of hard	9.6	13.9	17.7	16.3	14.0	
Sort of easy	7.1	10.1	11.6	15.7	10.6	
Very easy	8.1	12.5	18.3	19.3	13.9	
N of Valid	893	794	769	534	2990	
N of Miss	62	127	45	41	275	

Table 201: If you wanted to get some marijuana, how easy would it be for you to get some?





Response	6	8	10	12	Total	
Very hard	92.9	77.4	41.4	25.2	63.4	
Sort of hard	3.4	7.9	11.5	11.6	8.1	
Sort of easy	1.3	5.8	17.3	18.5	9.7	
Very easy	2.4	8.9	29.8	44.8	18.8	
N of Valid	891	795	768	536	2990	
N of Miss	65	126	46	39	276	

Table 202: During the past 12 months, have you participated in any alcohol prevention programs or seen any alcohol prevention messages in your school or community? Yes, a school-based program focused on preventing underage drinking and/or drinking and driving.



Response	6	8	10	12	Total	
No	47.6	69.9	69.8	69.2	63.2	
Yes	52.4	30.1	30.2	30.8	36.8	
N of Valid	956	921	814	575	3266	
N of Miss	0	0	0	0	0	

Table 203: During the past 12 months, have you participated in any alcohol prevention programs or seen any alcohol prevention messages in your school or community? Yes, a community-based program focused on preventing underage drinking and/or drinking and driving (for example, through your church or temple or through youth groups like Boys and Girls Club or 4-H).



Response	6	8	10	12	Total	
No	78.7	91.1	91.4	92.5	87.8	
Yes	21.3	8.9	8.6	7.5	12.2	
N of Valid	956	921	814	575	3266	
N of Miss	0	0	0	0	0	

Table 204: During the past 12 months, have you participated in any alcohol prevention programs or seen any alcohol prevention messages in your school or community? Yes, a media campaign addressing underage drinking and/or drinking and driving (for example, newspaper ads, posters, pamphlets, radio, TV).



Response	6	8	10	12	Total	
No	79.7	87.7	87.3	88.2	85.4	
Yes	20.3	12.3	12.7	11.8	14.6	
N of Valid	956	921	814	575	3266	
N of Miss	0	0	0	0	0	

Table 205: During the past 12 months, have you participated in any alcohol prevention programs or seen any alcohol prevention messages in your school or community? No



Response	6	8	10	12	Total	
No	63.5	50.9	44.8	43.1	51.7	
Yes	36.5	49.1	55.2	56.9	48.3	
N of Valid	956	921	814	575	3266	
N of Miss	0	0	0	0	0	

Table 206: How wrong do your parents feel it would be for YOU to: drink beer, wine or hard liquor (for example, vodka, whiskey or gin) regularly?

Response	6	8	10	12	Total	
Very wrong	90.4	82.3	66.6	55.7	76.0	
Wrong	5.4	11.3	17.6	21.4	12.9	
A little bit wrong	3.1	4.9	11.5	17.4	8.3	
Not wrong at all	1.1	1.5	4.3	5.4	2.8	
N of Valid	909	791	766	533	2999	
N of Miss	46	129	46	40	261	

Table 207: How wrong do your parents feel it would be for YOU to: smoke cigarettes?

Response	6	8	10	12	Total	
Very wrong	93.0	87.5	76.0	61.4	81.6	
Wrong	5.0	8.8	13.3	19.9	10.8	
A little bit wrong	1.2	1.9	7.0	12.2	4.8	
Not wrong at all	0.9	1.8	3.7	6.6	2.8	
N of Valid	908	791	767	533	2999	
N of Miss	46	129	47	41	263	

Table 208: How wrong do your parents feel it would be for YOU to: smoke marijuana?

Response	6	8	10	12	Total	
Very wrong	98.0	93.4	86.5	80.1	90.7	
Wrong	1.0	4.5	8.0	11.4	5.6	
A little bit wrong	0.4	1.1	3.1	5.4	2.2	
Not wrong at all	0.6	1.0	2.4	3.0	1.6	
N of Valid	904	784	765	534	2987	
N of Miss	51	137	48	40	276	

Table 209: How wrong do your parents feel it would be for YOU to: steal something worth more than \$5?





Response	6	8	10	12	Total	
Very wrong	88.1	85.2	83.1	85.0	85.5	
Wrong	9.5	11.0	11.8	12.2	10.9	
A little bit wrong	1.7	3.2	4.1	1.9	2.7	
Not wrong at all	0.8	0.6	1.0	0.9	0.8	
N of Valid	907	790	765	534	2996	
N of Miss	49	131	49	41	270	

Table 210: How wrong do your parents feel it would be for YOU to: draw graffiti, write things, or draw pictures on buildings or other property (without the owner's permission)?





Response	6	8	10	12	Total	
Very wrong	91.2	84.9	80.9	78.0	84.6	
Wrong	5.9	10.8	12.8	14.7	10.5	
A little bit wrong	1.2	3.4	4.2	5.1	3.2	
Not wrong at all	1.7	0.9	2.1	2.3	1.7	
N of Valid	908	787	765	532	2992	
N of Miss	48	134	49	42	273	

Table 211: How wrong do your parents feel it would be for YOU to: pick a fight with someone?





Response	6	8	10	12	Total	
Very wrong	69.6	58.2	52.9	53.2	59.4	
Wrong	20.6	23.4	24.1	26.8	23.3	
A little bit wrong	7.7	14.4	17.0	15.7	13.3	
Not wrong at all	2.1	3.9	6.0	4.3	4.0	
N of Valid	909	789	764	534	2996	
N of Miss	47	132	50	41	270	

Table 212: During the past 12 months, have you talked with at least one of your parents about the dangers of underage drinking and/or drinking and driving? By parents, we mean either your biological parents, adoptive parents, stepparents, or adult guardians - whether or not they live with you.



Response	6	8	10	12	Total	
No	49.1	57.3	55.8	59.5	54.8	
Yes	50.9	42.7	44.2	40.5	45.2	
N of Valid	870	758	749	524	2901	
N of Miss	85	163	65	51	364	

Table 213: Have any of your brothers or sisters ever: drunk beer, wine or hard liquor (for example, vodka, whiskey or gin)?




Response	6	8	10	12	Total	
No	75.6	60.8	41.9	35.7	56.1	
Yes	18.8	35.1	52.2	58.4	38.6	
I don't have any brothers or sisters	5.6	4.1	5.9	5.9	5.3	
N of Valid	911	776	761	526	2974	
N of Miss	45	145	52	49	291	

Table 214: Have any of your brothers or sisters ever: smoked marijuana?




Response	6	8	10	12	Total	
No	91.5	83.9	65.2	56.8	76.6	
Yes	3.0	12.0	28.7	37.1	18.0	
I don't have any brothers or sisters	5.5	4.1	6.2	6.1	5.4	
N of Valid	905	775	764	526	2970	
N of Miss	49	146	50	49	294	

Table 215: Have any of your brothers or sisters ever: smoked cigarettes?




Response	6	8	10	12	Total	
No	78.5	70.9	52.7	49.6	64.8	
Yes	16.0	24.8	40.5	44.3	29.6	
I don't have any brothers or sisters	5.5	4.3	6.8	6.1	5.6	
N of Valid	908	773	761	526	2968	
N of Miss	47	148	51	49	295	

Table 216: Have any of your brothers or sisters ever: taken a handgun to school?




Response	6	8	10	12	Total	
No	94.0	94.8	92.2	92.5	93.5	
Yes	0.4	1.0	1.6	1.3	1.0	
I don't have any brothers or sisters	5.5	4.1	6.2	6.1	5.4	
N of Valid	907	775	760	523	2965	
N of Miss	49	146	54	51	300	

Table 217: Have any of your brothers or sisters ever: been suspended or expelled from school?




Response	6	8	10	12	Total	
No	76.3	65.7	66.6	68.1	69.6	
Yes	18.1	30.3	27.5	26.0	25.1	
I don't have any brothers or sisters	5.6	4.0	5.9	5.9	5.3	
N of Valid	908	773	764	524	2969	
N of Miss	48	148	50	50	296	

Table 218: The rules in my family are clear.





Response	6	8	10	12	Total	
NO!	3.8	2.5	3.4	3.8	3.3	
no	5.6	9.1	10.6	9.9	8.6	
yes	27.8	37.1	42.3	41.6	36.4	
YES!	62.8	51.4	43.6	44.7	51.7	
N of Valid	903	773	763	526	2965	
N of Miss	53	147	50	49	299	

Table 219: People in my family often insult or yell at each other.

Response	6	8	10	12	Total	
NO!	35.8	25.5	17.7	23.5	26.3	
no	32.7	40.3	40.6	38.3	37.7	
yes	22.4	23.9	27.7	26.8	24.9	
YES!	9.2	10.3	14.0	11.4	11.1	
N of Valid	906	769	763	527	2965	
N of Miss	50	150	51	48	299	

Table 220: When I am not at home, one of my parents knows where I am and who I am with.

Response	6	8	10	12	Total	
NO!	4.5	3.0	3.6	5.0	4.0	
no	3.2	7.3	9.1	12.2	7.4	
yes	24.5	36.3	43.3	40.7	35.3	
YES!	67.8	53.4	44.1	42.1	53.4	
N of Valid	903	769	758	523	2953	
N of Miss	51	152	55	51	309	

Table 221: We argue about the same things in my family over and over.

Response	6	8	10	12	Total	
NO!	39.3	24.1	16.1	17.9	25.6	
no	34.4	37.6	35.8	36.6	36.0	
yes	18.7	26.7	32.0	32.8	26.7	
YES!	7.6	11.6	16.0	12.6	11.7	
N of Valid	898	764	762	524	2948	
N of Miss	58	157	52	51	318	

Table 222: If you drank some beer or wine or liquor (for example, vodka, whiskey, or gin) without your parents' permission, would you be caught by your parents?





Response	6	8	10	12	Total	
NO!	8.2	7.9	12.4	18.2	11.0	
no	5.8	17.5	32.7	38.6	21.6	
yes	14.5	20.9	25.3	19.5	19.8	
YES!	71.5	53.8	29.6	23.7	47.6	
N of Valid	892	762	758	523	2935	
N of Miss	62	157	54	52	325	

Table 223: My family has clear rules about alcohol and drug use.





Response	6	8	10	12	Total	
NO!	5.3	3.9	3.7	6.9	4.8	
no	5.5	9.2	12.1	14.0	9.7	
yes	14.5	23.4	34.1	33.1	25.2	
YES!	74.7	63.5	50.1	46.0	60.3	
N of Valid	891	764	759	522	2936	
N of Miss	64	157	53	51	325	

Table 224: If you carried a handgun without your parents' permission, would you be caught by your parents?





Response	6	8	10	12	Total	
NO!	6.6	5.3	8.3	8.6	7.1	
no	3.7	7.0	12.7	18.5	9.5	
yes	13.2	21.0	24.5	21.4	19.6	
YES!	76.4	66.7	54.5	51.4	63.8	
N of Valid	891	757	758	523	2929	
N of Miss	65	163	55	51	334	

Table 225: If you skipped school would you be caught by your parents?





Response	6	8	10	12	Total	
NO!	5.7	6.0	8.0	10.7	7.3	
no	4.3	10.4	16.7	23.1	12.4	
yes	17.8	24.4	30.3	26.6	24.3	
YES!	72.2	59.2	44.9	39.6	56.0	
N of Valid	889	763	759	523	2934	
N of Miss	64	158	54	52	328	

Table 226: Do you feel very close to your mother?





Response	6	8	10	12	Total	
NO!	3.9	7.1	10.1	8.4	7.2	
no	5.7	9.5	13.9	14.4	10.4	
yes	16.5	26.3	29.3	32.4	25.2	
YES!	73.8	57.0	46.6	44.8	57.2	
N of Valid	887	756	761	522	2926	
N of Miss	67	164	53	53	337	

Table 227: Do you share your thoughts and feelings with your mother?





Response	6	8	10	12	Total	
NO!	10.1	12.2	15.8	12.0	12.5	
no	14.8	24.8	23.3	25.1	21.5	
yes	25.5	27.5	30.3	30.3	28.1	
YES!	49.5	35.5	30.6	32.6	37.9	
N of Valid	878	753	759	518	2908	
N of Miss	72	166	54	55	347	

Table 228: My parents ask me what I think before most family decisions affecting me are made.

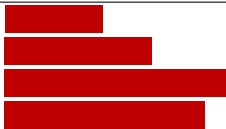
Response	6	8	10	12	Total	
NO!	10.7	13.2	15.8	15.4	13.5	
no	15.8	19.9	25.9	28.3	21.7	
yes	32.8	36.3	35.4	32.3	34.3	
YES!	40.8	30.6	22.9	24.0	30.5	
N of Valid	876	755	754	520	2905	
N of Miss	80	166	60	55	361	

Table 229: Do you share your thoughts and feelings with your father?


Response	6	8	10	12	Total	
NO!	18.7	23.4	27.1	24.4	23.1	
no	22.8	29.4	26.2	29.4	26.6	
yes	22.3	23.0	27.8	25.7	24.5	
YES!	36.2	24.2	18.9	20.5	25.8	
N of Valid	876	756	748	517	2897	
N of Miss	76	165	61	57	359	

Table 230: Do you enjoy spending time with your mother?


Response	6	8	10	12	Total	
NO!	4.1	5.6	8.9	6.9	6.2	
no	4.0	7.6	10.7	10.6	7.8	
yes	23.9	35.9	41.6	42.8	35.0	
YES!	68.1	50.9	38.7	39.7	51.0	
N of Valid	883	754	754	519	2910	
N of Miss	70	167	59	56	352	

Table 231: Do you enjoy spending time with your father?

Response	6	8	10	12	Total	
NO!	8.9	12.3	15.4	14.6	12.5	
no	6.2	10.8	11.2	11.3	9.6	
yes	22.7	31.0	37.6	40.9	31.9	
YES!	62.2	45.9	35.8	33.1	46.0	
N of Valid	874	751	748	513	2886	
N of Miss	81	168	65	61	375	

Table 232: If I had a personal problem, I could ask my mom or dad for help.

Response	6	8	10	12	Total	
NO!	6.7	8.5	12.5	8.1	8.9	
no	6.9	10.9	13.5	10.5	10.3	
yes	19.9	31.0	34.3	42.1	30.4	
YES!	66.6	49.5	39.7	39.3	50.4	
N of Valid	886	749	755	516	2906	
N of Miss	69	171	58	58	356	

Table 233: Do you feel very close to your father?

Response	6	8	10	12	Total	
NO!	10.4	15.9	19.9	17.8	15.6	
no	10.3	16.5	17.2	19.7	15.4	
yes	19.2	25.0	29.1	27.5	24.8	
YES!	60.0	42.6	33.8	35.0	44.3	
N of Valid	881	747	752	512	2892	
N of Miss	75	174	62	63	374	

Table 234: My parents give me lots of chances to do fun things with them.

Response	6	8	10	12	Total	
NO!	5.8	7.2	11.0	12.0	8.6	
no	8.8	15.4	23.2	23.7	16.9	
yes	29.2	33.5	33.8	33.0	32.2	
YES!	56.2	44.0	32.0	31.3	42.3	
N of Valid	891	755	757	518	2921	
N of Miss	63	165	56	57	341	

Table 235: My parents ask if I've gotten my homework done.

Response	6	8	10	12	Total	
NO!	2.2	5.1	7.2	11.6	5.9	
no	2.1	6.9	15.0	23.9	10.5	
yes	22.8	34.8	40.6	35.8	32.8	
YES!	72.8	53.3	37.2	28.7	50.8	
N of Valid	895	771	751	519	2936	
N of Miss	61	150	63	55	329	

Table 236: People in my family have serious arguments.

Response	6	8	10	12	Total	
NO!	38.6	28.4	19.4	21.6	28.0	
no	36.3	43.6	43.9	43.6	41.5	
yes	17.5	19.0	23.2	22.8	20.3	
YES!	7.7	9.0	13.5	12.0	10.3	
N of Valid	887	764	749	518	2918	
N of Miss	68	156	62	56	342	

Table 237: Would your parents know if you did not come home on time?

Response	6	8	10	12	Total
NO!	3.7	4.4	4.5	7.5	4.8
no	5.1	8.0	11.7	17.2	9.7
yes	27.2	35.1	41.9	36.9	34.8
YES!	64.0	52.5	41.9	38.3	50.7
N of Valid	885	767	750	517	2919
N of Miss	70	154	64	57	345

Table 238: It is important to be honest with your parents, even if they become upset or you get punished.

Response	6	8	10	12	Total
NO!	2.8	3.4	6.0	4.8	4.2
no	3.7	9.1	13.5	11.8	9.1
yes	24.4	33.2	38.1	39.8	32.9
YES!	69.1	54.3	42.4	43.5	53.8
N of Valid	887	759	748	517	2911
N of Miss	68	161	66	58	353

Table 239: My parents notice when I am doing a good job and let me know about it.

Response	6	8	10	12	Total
Never or Almost Never	5.3	9.0	12.3	11.4	9.2
Sometimes	17.8	26.2	31.3	29.8	25.6
Often	28.4	30.0	29.8	28.1	29.1
All the time	48.5	34.8	26.6	30.6	36.1
N of Valid	883	764	748	516	2911
N of Miss	71	157	66	57	351

Table 240: How often do your parents tell you they're proud of you for something you've done?





Response	6	8	10	12	Total	
Never or Almost Never	4.4	9.1	13.0	11.5	9.1	
Sometimes	15.9	23.5	27.8	25.4	22.6	
Often	30.9	31.6	31.5	32.5	31.5	
All the time	48.8	35.8	27.7	30.6	36.7	
N of Valid	880	757	745	520	2902	
N of Miss	76	164	69	55	364	

Table 241: How many brothers and sisters, including stepbrothers and stepsisters, do you have that are younger than you?








Response	6	8	10	12	Total	
0	32.8	28.9	36.7	31.3	32.5	
1	30.3	26.9	27.5	30.3	28.7	
2	16.5	18.1	14.2	18.1	16.6	
3	8.4	10.6	8.9	8.1	9.1	
4	4.5	6.0	6.1	5.2	5.4	
5	2.9	3.3	2.0	3.9	2.9	
6 or more	4.6	6.2	4.7	3.1	4.8	
N of Valid	867	755	742	518	2882	
N of Miss	87	165	71	57	380	

Table 242: How many brothers and sisters, including stepbrothers and stepsisters, do you have that are older than you?








Response	6	8	10	12	Total	
0	32.5	30.7	31.6	33.1	31.9	
1	25.6	28.6	26.9	27.3	27.0	
2	18.0	15.5	18.8	18.7	17.7	
3	8.2	10.8	10.4	9.2	9.6	
4	5.2	6.1	5.4	4.2	5.3	
5	2.9	3.2	2.6	2.9	2.9	
6 or more	7.6	5.3	4.5	4.6	5.6	
N of Valid	883	760	741	520	2904	
N of Miss	72	160	71	55	358	

Table 243: Have you changed homes in the past year (the last 12 months)?



Response	6	8	10	12	Total	
No	67.6	70.8	72.7	72.9	70.7	
Yes	32.4	29.2	27.3	27.1	29.3	
N of Valid	877	753	741	517	2888	
N of Miss	79	168	73	58	378	

Table 244: How many times have you changed homes since kindergarten?






Response	6	8	10	12	Total	
Never	29.0	25.9	23.9	21.2	25.5	
1 or 2 times	33.3	29.5	32.7	31.5	31.8	
3 or 4 times	19.4	20.6	19.8	20.1	20.0	
5 or 6 times	9.6	10.1	10.4	13.1	10.6	
7 or more times	8.7	13.9	13.2	14.1	12.2	
N of Valid	869	749	741	518	2877	
N of Miss	86	172	73	57	388	

Table 245: Have you changed schools (including changing from elementary to middle and middle to high school) in the past year?



Response	6	8	10	12	Total	
No	51.4	63.7	51.6	81.2	60.1	
Yes	48.6	36.3	48.4	18.8	39.9	
N of Valid	863	747	738	517	2865	
N of Miss	92	174	75	58	399	

Table 246: How many times have you changed schools since kindergarten (including changing from elementary to middle and middle to high school)?






Response	6	8	10	12	Total	
Never	23.5	20.1	22.1	23.1	22.2	
1 or 2 times	44.0	29.1	22.0	19.6	30.1	
3 or 4 times	22.2	32.6	30.9	30.7	28.7	
5 or 6 times	6.1	10.6	14.8	15.1	11.1	
7 or more times	4.3	7.6	10.2	11.5	7.9	
N of Valid	869	752	737	515	2873	
N of Miss	85	168	77	60	390	

Table 247: Has anyone in your family ever had severe alcohol or drug problems?



Response	6	8	10	12	Total	
No	70.7	63.6	53.9	51.7	61.1	
Yes	29.3	36.4	46.1	48.3	38.9	
N of Valid	860	748	738	515	2861	
N of Miss	95	173	76	60	404	

Table 248: About how many adults (over 21) have you known personally who in the past year have: used marijuana, crack, cocaine, or other drugs?






Response	6	8	10	12	Total	
0	77.2	67.0	48.9	38.7	60.4	
1	11.6	13.7	16.5	15.0	14.0	
2	4.0	7.4	11.0	13.3	8.3	
3-4	3.2	5.7	8.5	10.7	6.5	
5+	4.0	6.2	15.1	22.3	10.7	
N of Valid	873	742	728	512	2855	
N of Miss	82	179	85	62	408	

Table 249: About how many adults (over 21) have you known personally who in the past year have: sold or dealt drugs?






Response	6	8	10	12	Total	
0	85.2	76.2	63.7	57.1	72.3	
1	7.8	11.0	13.2	14.6	11.2	
2	3.2	4.2	7.7	9.0	5.7	
3-4	1.2	3.8	5.9	7.8	4.3	
5+	2.5	4.9	9.5	11.5	6.5	
N of Valid	867	739	727	513	2846	
N of Miss	89	178	87	62	416	

Table 250: About how many adults (over 21) have you known personally who in the past year have: done other things that could get them in trouble with the police, like stealing, selling stolen goods, mugging or assaulting others, etc.?






Response	6	8	10	12	Total	
0	80.6	70.4	59.6	55.4	68.0	
1	9.7	12.1	15.3	15.0	12.7	
2	4.4	6.6	9.4	9.9	7.2	
3-4	1.6	4.7	5.2	7.6	4.4	
5+	3.8	6.1	10.6	12.1	7.6	
N of Valid	869	737	727	513	2846	
N of Miss	87	181	87	62	417	

Table 251: About how many adults (over 21) have you known personally who in the past year have: gotten drunk or high?






Response	6	8	10	12	Total	
0	63.1	50.3	30.1	20.8	43.7	
1	18.1	18.6	18.6	14.0	17.6	
2	6.1	8.4	12.2	13.2	9.5	
3-4	5.1	7.5	10.5	11.9	8.3	
5+	7.6	15.2	28.6	40.1	20.8	
N of Valid	868	742	727	514	2851	
N of Miss	87	179	86	61	413	

Table 252: Have you seen or heard information about underage drinking in the past 12 months from the following sources? Radio



Response	6	8	10	12	Total	
No	50.8	45.9	46.9	40.0	46.6	
Yes	49.2	54.1	53.1	60.0	53.4	
N of Valid	866	734	721	512	2833	
N of Miss	90	187	92	63	432	

Table 253: Have you seen or heard information about underage drinking in the past 12 months from the following sources? TV.



Response	6	8	10	12	Total	
No	22.2	19.7	18.4	19.5	20.1	
Yes	77.8	80.3	81.6	80.5	79.9	
N of Valid	866	737	719	514	2836	
N of Miss	89	184	94	61	428	

Table 254: Have you seen or heard information about underage drinking in the past 12 months from the following sources? Print. This includes information on underage drinking you may have seen in the newspaper, on a billboard, in pamphlets, on stickers, etc.



Response	6	8	10	12	Total	
No	43.9	41.7	34.6	35.9	39.5	
Yes	56.1	58.3	65.4	64.1	60.5	
N of Valid	852	734	722	512	2820	
N of Miss	104	187	92	63	446	

Table 255: Have you seen or heard information about underage drinking in the past 12 months from the following sources? Website or social media? (Facebook, Myspace, website, etc.)



Response	6	8	10	12	Total	
No	50.4	43.3	38.4	38.3	43.3	
Yes	49.6	56.7	61.6	61.7	56.7	
N of Valid	859	735	719	514	2827	
N of Miss	97	186	95	61	439	

Table 256: The next questions ask about your opinions of the information you saw or heard. If you have seen or heard more than one ad, please think about your favorite ad when answering these questions. The information about underage drinking that I saw or heard was convincing.

Response	6	8	10	12	Total	
NO!	25.2	18.1	15.9	15.6	19.2	
no	7.1	12.2	19.6	17.0	13.4	
yes	21.4	28.3	37.0	39.1	30.4	
YES!	29.2	28.9	19.2	19.1	24.7	
I have not seen or heard any ads about underage drinking in the past 12 months.	17.2	12.5	8.2	9.3	12.2	
N of Valid	850	720	718	507	2795	
N of Miss	104	200	96	68	468	

Table 257: The next questions ask about your opinions of the information you saw or heard. If you have seen or heard more than one ad, please think about your favorite ad when answering these questions. The information about underage drinking that I saw or heard grabbed my attention.

Response	6	8	10	12	Total	
NO!	19.7	14.7	15.1	14.0	16.2	
no	8.9	19.4	23.2	19.1	17.1	
yes	23.0	26.0	33.3	36.7	28.9	
YES!	31.5	28.0	20.9	20.7	25.9	
I have not seen or heard any ads about underage drinking in the past 12 months.	16.9	11.9	7.5	9.5	11.9	
N of Valid	847	722	717	507	2793	
N of Miss	104	198	97	68	467	

Table 258: The next questions ask about your opinions of the information you saw or heard. If you have seen or heard more than one ad, please think about your favorite ad when answering these questions. The information about underage drinking that I saw or heard said something important to me.

Response	6	8	10	12	Total	
NO!	19.6	15.5	15.8	15.8	16.9	
no	9.6	16.6	25.9	26.5	18.7	
yes	20.6	27.4	31.8	30.3	27.0	
YES!	32.5	27.7	18.9	17.6	25.1	
I have not seen or heard any ads about underage drinking in the past 12 months.	17.6	12.8	7.6	9.7	12.4	
N of Valid	840	718	714	505	2777	
N of Miss	114	202	100	70	486	

Table 259: The next questions ask about your opinions of the information you saw or heard. If you have seen or heard more than one ad, please think about your favorite ad when answering these questions. Seeing or hearing this information about underage drinking made me want to stop or decrease my drinking.

Response	6	8	10	12	Total	
NO!	29.0	18.9	20.4	20.7	22.6	
no	5.4	13.1	21.4	24.3	15.1	
yes	7.1	16.0	20.7	22.1	15.7	
YES!	28.2	27.1	22.4	18.1	24.5	
I have not seen or heard any ads about underage drinking in the past 12 months.	30.3	24.8	15.1	14.7	22.0	
N of Valid	790	693	701	502	2686	
N of Miss	162	225	113	73	573	

Table 260: How honest were you in filling out this survey?

Response	6	8	10	12	Total	
I was very honest	85.2	82.0	81.5	81.9	82.8	
I was honest pretty much of the time	12.2	15.0	14.4	15.0	14.0	
I was honest some of the time	2.3	2.6	3.0	2.1	2.5	
I was honest once in a while	0.3	0.4	1.1	1.0	0.7	
I was not honest at all	0.0	0.0	0.0	0.0	0.0	
N of Valid	863	734	723	515	2835	
N of Miss	91	187	89	59	426	