

# 2018 APNA

## Arkansas Prevention Needs Assessment Survey

Conway County  
Tables

Arkansas Department of Human Services  
Division of Aging, Adult & Behavioral Health Services  
And  
University of Arkansas at Little Rock  
MidSOUTH Center for Prevention and Training

Conducted by International Survey Associates dba Pride Surveys



## Contents

### 1 INTRODUCTION

11

### 2 PERCENTAGE TABLES

15

## List of Frequency Distribution Tables

1	Gender . . . . .	16
2	Age . . . . .	16
3	Are you Hispanic or Latino? . . . . .	16
4	What is your race? Black or African American . . . . .	17
5	What is your race? Asian . . . . .	17
6	What is your race? American Indian . . . . .	17
7	What is your race? Alaska Native . . . . .	17
8	What is your race? White . . . . .	18
9	What is your race? Native Hawaiian or Other Pacific Islander . . . . .	18
10	What is your race? Other . . . . .	18
11	What is the highest level of schooling completed by your mother or father? . . . . .	19
12	Think of where you live most of the time. Which of the following people live there with you? Mother . . . . .	19
13	Think of where you live most of the time. Which of the following people live there with you? Stepmother . . . . .	19
14	Think of where you live most of the time. Which of the following people live there with you? Foster Mother . . . . .	20
15	Think of where you live most of the time. Which of the following people live there with you? Grandmother . . . . .	20
16	Think of where you live most of the time. Which of the following people live there with you? Aunt . . . . .	20
17	Think of where you live most of the time. Which of the following people live there with you? Father . . . . .	20
18	Think of where you live most of the time. Which of the following people live there with you? Stepfather . . . . .	21
19	Think of where you live most of the time. Which of the following people live there with you? Foster Father . . . . .	21
20	Think of where you live most of the time. Which of the following people live there with you? Grandfather . . . . .	21
21	Think of where you live most of the time. Which of the following people live there with you? Uncle . . . . .	21
22	Think of where you live most of the time. Which of the following people live there with you? Other Adults . . . . .	22
23	Think of where you live most of the time. Which of the following people live there with you? Brother(s) . . . . .	22
24	Think of where you live most of the time. Which of the following people live there with you? Stepbrother(s) . . . . .	22
25	Think of where you live most of the time. Which of the following people live there with you? Sister(s) . . . . .	22
26	Think of where you live most of the time. Which of the following people live there with you? Stepsister(s) . . . . .	23

27	Think of where you live most of the time. Which of the following people live there with you? Other Children . . . . .	23
28	In my school, students have lots of chances to help decide things like class activities and rules. . . . .	23
29	Teachers ask me to work on special classroom projects. . . . .	23
30	My teacher(s) notices when I am doing a good job and lets me know about it. . . . .	24
31	There are lots of chances for students in my school to get involved in sports, clubs, and other school activities outside of class. . . . .	24
32	There are lots of chances for students in my school to talk with a teacher one-on-one. . . . .	24
33	I feel safe at my school. . . . .	25
34	The school lets my parents know when I have done something well. . . . .	25
35	My teachers praise me when I work hard in school. . . . .	25
36	Are your school grades better than the grades of most students in your class? . . . . .	26
37	I have lots of chances to be part of class discussions or activities. . . . .	26
38	Now thinking back over the past year in school, how often did you: enjoy being in school? . . . . .	26
39	Now thinking back over the past year in school, how often did you: hate being in school? . . . . .	27
40	Now thinking back over the past year in school, how often did you: try to do your best work in school? . . . . .	27
41	How often do you feel that the school work you are assigned is meaningful and important? . . . . .	27
42	Putting them all together, what were your grades like last year? . . . . .	28
43	How important do you think the things you are learning in school are going to be for your later life? . . . . .	28
44	During the LAST FOUR WEEKS how many whole days of school have you missed because you skipped or "cut"? . . . . .	28
45	What are the chances you would be seen as cool if you: smoked cigarettes? . . . . .	29
46	What are the chances you would be seen as cool if you: worked hard at school? . . . . .	29
47	What are the chances you would be seen as cool if you: began drinking alcoholic beverages regularly, that is, at least once or twice a month? . . . . .	29
48	What are the chances you would be seen as cool if you: defended someone who was being bullied? . . . . .	30
49	What are the chances you would be seen as cool if you: smoked marijuana? . . . . .	30
50	What are the chances you would be seen as cool if you: carried a handgun? . . . . .	30
51	What are the chances you would be seen as cool if you: used e-cigarettes, e-cigars or e-hookahs (vaping)? . . . . .	31

52	What are the chances you would be seen as cool if you: bullied someone or cyber bullied someone? . . . . .	31
53	Think of your four best friends (the friends you feel closest to). In the past year (12 months), how many of your best friends have: participated in clubs, organizations or activities at school? . . . . .	31
54	Think of your four best friends (the friends you feel closest to). In the past year (12 months), how many of your best friends have: smoked cigarettes? . . . . .	32
55	Think of your four best friends (the friends you feel closest to). In the past year (12 months), how many of your best friends have: tried beer, wine or hard liquor (for example, vodka, whiskey, or gin) when their parents didn't know about it? . . . . .	32
56	Think of your four best friends (the friends you feel closest to). In the past year (12 months), how many of your best friends have: used e-cigarettes, e-cigars, or e-hookahs? . . . . .	32
57	Think of your four best friends (the friends you feel closest to). In the past year (12 months), how many of your best friends have: used marijuana? . . . . .	33
58	Think of your four best friends (the friends you feel closest to). In the past year (12 months), how many of your best friends have: used prescription drugs or non-prescription drugs for the purpose of getting high? . . . . .	33
59	Think of your four best friends (the friends you feel closest to). In the past year (12 months), how many of your best friends have: used synthetic marijuana (K2, spice) or bath salts? . . . . .	33
60	Think of your four best friends (the friends you feel closest to). In the past year (12 months), how many of your best friends have: used LSD, cocaine, amphetamines, or other illegal drugs? . . . . .	34
61	Think of your four best friends (the friends you feel closest to). In the past year (12 months), how many of your best friends have: been bullied? . . . . .	34
62	Think of your four best friends (the friends you feel closest to). In the past year (12 months), how many of your best friends have: been suspended from school? . . . . .	34
63	Think of your four best friends (the friends you feel closest to). In the past year (12 months), how many of your best friends have: carried a handgun? . . . . .	35
64	Think of your four best friends (the friends you feel closest to). In the past year (12 months), how many of your best friends have: sold illegal drugs? . . . . .	35
65	Think of your four best friends (the friends you feel closest to). In the past year (12 months), how many of your best friends have: regularly attended religious services? . . . . .	35

66	Think of your four best friends (the friends you feel closest to). In the past year (12 months), how many of your best friends have: stolen or tried to steal a motor vehicle such as a car or motorcycle?	36
67	Think of your four best friends (the friends you feel closest to). In the past year (12 months), how many of your best friends have: been arrested?	36
68	Think of your four best friends (the friends you feel closest to). In the past year (12 months), how many of your best friends have: dropped out of school?	36
69	Think of your four best friends (the friends you feel closest to). In the past year (12 months), how many of your best friends have: been members of a gang?	37
70	How old were you when you first: smoked marijuana?	37
71	How old were you when you first: smoked a cigarette, even just a puff?	38
72	How old were you when you first: had more than a sip or two of beer, wine or hard liquor (for example, vodka, whiskey, or gin)?	38
73	How old were you when you first: began drinking alcoholic beverages regularly, that is, at least once or twice a month?	39
74	How old were you when you first: used Pegaramide (peg, Peggy)?	39
75	How old were you when you first: got suspended from school?	40
76	How old were you when you first: got arrested?	40
77	How old were you when you first: carried a handgun?	41
78	How old were you when you first: used e-cigarettes, e-cigars, or e-hookahs (vaping)?	41
79	How old were you when you first: belonged to a gang?	42
80	How old were you when you first: used prescription drugs not prescribed to you?	42
81	How wrong do you think it is for someone your age to: take a handgun to school?	43
82	How wrong do you think it is for someone your age to: steal anything?	43
83	How wrong do you think it is for someone your age to: pick a fight with someone?	43
84	How wrong do you think it is for someone your age to: attack someone with the idea of seriously hurting them?	44
85	How wrong do you think it is for someone your age to: stay away from school all day when their parents think they are at school?	44
86	How wrong do you think it is for someone your age to: drink beer, wine or hard liquor (for example, vodka, whiskey, or gin) regularly?	44
87	How wrong do you think it is for someone your age to: smoke cigarettes?	45
88	How wrong do you think it is for someone your age to: smoke marijuana?	45

89	How wrong do you think it is for someone your age to: use prescription drugs or non-prescription drugs for the purpose of getting high?	45
90	How wrong do you think it is for someone your age to: use synthetic marijuana (K2, spice) or bath salts?	46
91	How wrong do you think it is for someone your age to: use LSD, cocaine, amphetamines or another illegal drug?	46
92	How wrong do you think it is for someone your age to: use e-cigarettes, e-cigars or e-hookahs (vaping)?	46
93	At school during the past 12 months, did you receive help from the resource teacher, speech therapist or other special education teacher?	47
94	How many times in the past year (12 months) have you: been suspended from school?	47
95	How many times in the past year (12 months) have you: carried a handgun?	47
96	How many times in the past year (12 months) have you: sold illegal drugs?	48
97	How many times in the past year (12 months) have you: stolen or tried to steal a motor vehicle such as a car or motorcycle?	48
98	How many times in the past year (12 months) have you: participated in clubs, organizations or activities at school?	48
99	How many times in the past year (12 months) have you: been arrested?	49
100	How many times in the past year (12 months) have you: attacked someone with the idea of seriously hurting them?	49
101	How many times in the past year (12 months) have you: been drunk or high at school?	49
102	How many times in the past year (12 months) have you: taken a handgun to school?	50
103	How many times in the past year (12 months) have you: used e-cigarettes, e-cigars, or e-hookahs (vaping)?	50
104	Are you currently on probation, or assigned a probation officer with Juvenile Court?	50
105	Have you ever belonged to a gang?	51
106	If you have ever belonged to a gang, did that gang have a name?	51
107	You are at a party at someone's house, and one of your friends offers you a drink containing alcohol. What would you say or do?	51
108	How often do you attend religious services or activities?	52
109	I think sometimes it's okay to cheat at school.	52
110	It is important to think before you act.	52
111	Sometimes I think that life is not worth it.	53
112	At times I think I am no good at all.	53
113	All in all, I am inclined to think that I am a failure.	53
114	In the past year, have you felt depressed or sad MOST days, even if you felt okay sometimes?	54
115	It is all right to beat up people if they start the fight.	54



116	I think it is okay to take something without asking if you can get away with it. . . . .	54
117	Where do you get the most information about living a drug and alcohol free life? Parents/guardians . . . . .	55
118	Where do you get the most information about living a drug and alcohol free life? Friends . . . . .	55
119	Where do you get the most information about living a drug and alcohol free life? Family members . . . . .	55
120	Where do you get the most information about living a drug and alcohol free life? School . . . . .	56
121	Where do you get the most information about living a drug and alcohol free life? Internet . . . . .	56
122	Where do you get the most information about living a drug and alcohol free life? TV . . . . .	56
123	Where do you get the most information about living a drug and alcohol free life? Social media . . . . .	57
124	How much do you think people risk harming themselves (physically or in other ways) if they: smoked one or more packs of cigarettes per day? . . . . .	57
125	How much do you think people risk harming themselves (physically or in other ways) if they: try marijuana once or twice? . . . . .	57
126	How much do you think people risk harming themselves (physically or in other ways) if they: smoke marijuana once or twice a week? . . . . .	58
127	How much do you think people risk harming themselves (physically or in other ways) if they: take one or two drinks of an alcoholic beverage (beer, wine, liquor) nearly every day? . . . . .	58
128	How much do you think people risk harming themselves (physically or in other ways) if they: have five or more drinks of an alcoholic beverage once or twice a weekend? . . . . .	58
129	How much do you think people risk harming themselves (physically or in other ways) if they: use prescription drugs that are not prescribed to them? . . . . .	59
130	How much do you think people risk harming themselves (physically or in other ways) if they: use non-prescription drugs to get high? . . . . .	59
131	How much do you think people risk harming themselves (physically or in other ways) if they: use e-cigarettes, e-cigars, or e-hookahs? . . . . .	59
132	Have you ever used smokeless tobacco (chew, snuff, plug, dipping tobacco, or chewing tobacco)? . . . . .	60
133	How often have you used smokeless tobacco during the past 30 days? . . . . .	60
134	Have you ever smoked cigarettes? . . . . .	60
135	How frequently have you smoked cigarettes during the past 30 days? . . . . .	61
136	Which statement best describes rules about smoking inside your home or your family cars? . . . . .	61
137	Have you ever used e-cigarettes, e-cigars, or e-hookahs (vaping)? . . . . .	61

138	How frequently have you used e-cigarettes, e-cigars, or e-hookahs (vaping)? . . . . .	62
139	During this school year, were you taught in any of your classes about the dangers of tobacco use? . . . . .	62
140	During the past 12 months, have you participated in any community activities to discourage people your age from using cigarettes, chewing tobacco, snuff, dip or cigars, e-cigarettes, e-cigars, or e-hookahs? . . . . .	62
141	Think back over the last two weeks. How many times have you had five or more alcoholic drinks in a row? . . . . .	63
142	During the past 30 days, how many times did you ride in a car or other vehicle driven by someone who had been drinking alcohol or using drugs to get high? . . . . .	63
143	During the past 30 days, how many times did you drive a car or other vehicle when you had been drinking alcohol or using drugs to get high? . . . . .	63
144	If you drank alcohol (not just a sip or taste) in the past year, where did you usually drink it? . . . . .	64
145	How do you feel about someone your age having one or two drinks of an alcoholic beverage nearly every day? . . . . .	64
146	On how many occasions have you had alcoholic beverages (beer, wine or hard liquor) to drink in your lifetime - more than just a few sips? . . . . .	64
147	On how many occasions have you drunk one or more drinks of an alcoholic beverage during the past 30 days? . . . . .	65
148	On how many occasions have you used marijuana (grass, pot) or hashish (hash, hash oil) in your lifetime? . . . . .	65
149	On how many occasions have you used marijuana (grass, pot) or hashish (hash, hash oil) during the past 30 days? . . . . .	65
150	On how many occasions have you used LSD or other psychedelics in your lifetime? . . . . .	66
151	On how many occasions have you used LSD or other psychedelics during the past 30 days? . . . . .	66
152	On how many occasions have you used cocaine or crack in your lifetime? . . . . .	66
153	On how many occasions have you used cocaine or crack during the past 30 days? . . . . .	67
154	On how many occasions have you sniffed glue, breathed the contents of an aerosol spray can, or inhaled other gases or sprays, in order to get high in your lifetime? . . . . .	67
155	On how many occasions have you sniffed glue, breathed the contents of an aerosol spray can, or inhaled other gases or sprays, in order to get high during the past 30 days? . . . . .	67
156	On how many occasions have you used Pegaramide (peg, Peggy, etc.) in your lifetime? . . . . .	68

157	On how many occasions have you used Pegaramide (peg, Peggy, etc.) during the past 30 days? . . . . .	68
158	On how many occasions have you used synthetic marijuana (K2, spice) in your lifetime? . . . . .	68
159	On how many occasions have you used synthetic marijuana (K2, spice) during the past 30 days? . . . . .	69
160	On how many occasions have you used methamphetamines (meth, speed, crank, crystal meth) in your lifetime? . . . . .	69
161	On how many occasions have you used methamphetamines (meth, speed, crank, crystal meth) in the past 30 days? . . . . .	69
162	On how many occasions have you used other chemical products (bath salts, plant food, etc.) in your lifetime? . . . . .	70
163	On how many occasions have you used other chemical products (bath salts, plant food, etc.) during the past 30 days? . . . . .	70
164	On how many occasions have you used heroin or other opiates in your lifetime? . . . . .	70
165	On how many occasions have you used heroin or other opiates during the past 30 days? . . . . .	71
166	On how many occasions have you used MDMA ('X', 'E', or ecstasy) in your lifetime? . . . . .	71
167	On how many occasions have you used MDMA ('X', 'E', or ecstasy) during the past 30 days? . . . . .	71
168	On how many occasions have you taken prescription drugs (such as Valium, Xanax, Ritalin, Adderall, OxyContin, Tramadol, or sleeping pills) not prescribed to you in your lifetime? . . . . .	72
169	On how many occasions have you taken prescription drugs (such as Valium, Xanax, Ritalin, Adderall, OxyContin, Tramadol, or sleeping pills) not prescribed to you during the past 30 days? . . . . .	72
170	On how many occasions have you taken non-prescription medicines such as diet pills (for example, Dietac, Dexatrim or Prolamine), stay-awake pills (for example No-Doz, Vivarin, or Wake), or cough or cold medicines (robos, DXM, etc.) to get high in your lifetime? . . . . .	72
171	On how many occasions have you taken non-prescription medicines such as diet pills (for example, Dietac, Dexatrim or Prolamine), stay-awake pills (for example No-Doz, Vivarin, or Wake), or cough or cold medicines (robos, DXM, etc.) to get high during the past 30 days? . . . . .	73
172	On how many occasions have you been drunk or very high from drinking alcoholic beverages during the past 30 days? . . . . .	73
173	On how many occasions have you drunk flavored alcoholic beverages, sometimes called 'alcopops' (like Mike's Hard Lemonade, Smirnoff Ice, Bacardi Breezers, etc.) in your lifetime? . . . . .	73
174	On how many occasions have you drunk flavored alcoholic beverages, sometimes called 'alcopops' (like Mike's Hard Lemonade, Smirnoff Ice, Bacardi Breezers, etc.) during the past 30 days? . . . . .	74

175	If you smoked cigarettes (not just a puff or drag) in the past year, how did you usually get them? . . . . .	74
176	If you used e-cigarettes, e-cigars, or e-hookahs (not just a puff or drag) in the past year, how did you usually get them? - I did not use e-cigarettes, e-cigars, or e-hookahs in the past year . . . . .	75
177	If you used e-cigarettes, e-cigars, or e-hookahs (not just a puff or drag) in the past year, how did you usually get them? - I bought them in a store such as a convenience store, supermarket, discount store, or gas station . . . . .	75
178	If you used e-cigarettes, e-cigars, or e-hookahs (not just a puff or drag) in the past year, how did you usually get them? - I got them on the Internet . . . . .	75
179	If you used e-cigarettes, e-cigars, or e-hookahs (not just a puff or drag) in the past year, how did you usually get them? - I got them at a store that sells electronic cigarettes, such as a "vape shop" . . . . .	75
180	If you used e-cigarettes, e-cigars, or e-hookahs (not just a puff or drag) in the past year, how did you usually get them? - I got them from a family member . . . . .	76
181	If you used e-cigarettes, e-cigars, or e-hookahs (not just a puff or drag) in the past year, how did you usually get them? - I got them from a friend . . . . .	76
182	If you used e-cigarettes, e-cigars, or e-hookahs (not just a puff or drag) in the past year, how did you usually get them? - A stranger got them for me . . . . .	76
183	If you used e-cigarettes, e-cigars, or e-hookahs (not just a puff or drag) in the past year, how did you usually get them? - I took them from a store or shop . . . . .	76
184	If you used e-cigarettes, e-cigars, or e-hookahs (not just a puff or drag) in the past year, how did you usually get them? - I got them some other way . . . . .	77
185	If you used marijuana (grass, pot) (not just a puff or drag) in the past year, how did you usually get it? - I did not use marijuana (grass, pot) in the past year . . . . .	77
186	If you used marijuana (grass, pot) (not just a puff or drag) in the past year, how did you usually get it? - I bought it myself . . . . .	77
187	If you used marijuana (grass, pot) (not just a puff or drag) in the past year, how did you usually get it? - I got it from someone at school . . . . .	77
188	If you used marijuana (grass, pot) (not just a puff or drag) in the past year, how did you usually get it? - I got it from someone with a medical marijuana card . . . . .	78
189	If you used marijuana (grass, pot) (not just a puff or drag) in the past year, how did you usually get it? - I got it from my brother or sister . . . . .	78

190	If you used marijuana (grass, pot) (not just a puff or drag) in the past year, how did you usually get it? - I got it from another relative	78
191	If you used marijuana (grass, pot) (not just a puff or drag) in the past year, how did you usually get it? - Other	78
192	If you drank alcohol (not just a sip or taste) in the past year, how did you usually get it?	79
193	If you used prescription drugs or over the counter drugs without a doctor telling you to use it or for the purpose of getting high, where did you get these drugs? - Did not use	79
194	If you used prescription drugs or over the counter drugs without a doctor telling you to use it or for the purpose of getting high, where did you get these drugs? - Bought or took from store or shop	80
195	If you used prescription drugs or over the counter drugs without a doctor telling you to use it or for the purpose of getting high, where did you get these drugs? - Got from parents with permission	80
196	If you used prescription drugs or over the counter drugs without a doctor telling you to use it or for the purpose of getting high, where did you get these drugs? - Got from home without permission	80
197	If you used prescription drugs or over the counter drugs without a doctor telling you to use it or for the purpose of getting high, where did you get these drugs? - Got from relative with permission	80
198	If you used prescription drugs or over the counter drugs without a doctor telling you to use it or for the purpose of getting high, where did you get these drugs? - Got from relative without permission	81
199	If you used prescription drugs or over the counter drugs without a doctor telling you to use it or for the purpose of getting high, where did you get these drugs? - Got from friend's home with permission	81
200	If you used prescription drugs or over the counter drugs without a doctor telling you to use it or for the purpose of getting high, where did you get these drugs? - Got from friend's home without permission	81
201	If you used prescription drugs or over the counter drugs without a doctor telling you to use it or for the purpose of getting high, where did you get these drugs? - Got from friend at school	81
202	If you used prescription drugs or over the counter drugs without a doctor telling you to use it or for the purpose of getting high, where did you get these drugs? - Got from friend at party	82
203	If you used prescription drugs or over the counter drugs without a doctor telling you to use it or for the purpose of getting high, where did you get these drugs? - Got from friend, elsewhere	82
204	If you used prescription drugs or over the counter drugs without a doctor telling you to use it or for the purpose of getting high, where did you get these drugs? - Got from internet sale	82
205	During the last month, about how many marijuana cigarettes, or the equivalent, did you smoke a day, on the average?	83

206	How wrong do your friends feel it would be for YOU to: have one or two drinks of an alcoholic beverage nearly every day?	83
207	How wrong do your friends feel it would be for YOU to: smoke tobacco?	83
208	How wrong do your friends feel it would be for YOU to: smoke marijuana?	84
209	How wrong do your friends feel it would be for YOU to: use prescription drugs not prescribed to you?	84
210	How wrong would most adults (over 21) in your neighborhood think it is for kids your age: to use marijuana?	84
211	How wrong would most adults (over 21) in your neighborhood think it is for kids your age: to drink alcohol?	85
212	How wrong would most adults (over 21) in your neighborhood think it is for kids your age: to smoke cigarettes?	85
213	How much do each of the following statements describe your neighborhood? crime and/or drug selling	85
214	How much do each of the following statements describe your neighborhood? fights	86
215	How much do each of the following statements describe your neighborhood? lots of empty or abandoned buildings	86
216	How much do each of the following statements describe your neighborhood? lots of graffiti	86
217	I feel safe in my neighborhood.	87
218	If a kid smoked marijuana in your neighborhood would he or she be caught by the police?	87
219	If a kid drank some beer, wine or hard liquor (for example, vodka, whiskey, or gin) in your neighborhood would he or she be caught by the police?	87
220	If a kid carried a handgun in your neighborhood would he or she be caught by the police?	88
221	If you wanted to get some cigarettes, how easy would it be for you to get some?	88
222	If you wanted to get some beer, wine or hard liquor (for example, vodka, whiskey, or gin), how easy would it be for you to get some?	88
223	If you wanted to get a drug like cocaine, LSD, or amphetamines, how easy would it be for you to get some?	89
224	If you wanted to get a handgun, how easy would it be for you to get one?	89
225	If you wanted to get some marijuana, how easy would it be for you to get some?	89
226	If you wanted to get prescription drugs for the purpose of getting high, how easy would it be for you to get some?	90
227	If you wanted to get synthetic marijuana such as K2 or chemical products such as bath salts to get high, how easy would it be for you to get some?	90



228	If you wanted to get steroids to use or to enhance athletic performance, how easy would it be for you to get some? . . . . .	90
229	If you wanted to get e-cigarettes, e-cigars, or e-hookahs, how easy would it be for you to get some? . . . . .	91
230	During the past 12 months, have you participated in any alcohol prevention programs or seen any alcohol prevention messages in your school or community? Yes, a school-based program focused on preventing underage drinking and/or drinking and driving. . . . .	91
231	During the past 12 months, have you participated in any alcohol prevention programs or seen any alcohol prevention messages in your school or community? Yes, a community-based program focused on preventing underage drinking and/or drinking and driving (for example, through your church or temple or through youth groups like Boys and Girls Club or 4-H). . . . .	91
232	During the past 12 months, have you participated in any alcohol prevention programs or seen any alcohol prevention messages in your school or community? Yes, a media campaign addressing underage drinking and/or drinking and driving (for example, newspaper ads, posters, pamphlets, radio, TV). . . . .	92
233	During the past 12 months, have you participated in any alcohol prevention programs or seen any alcohol prevention messages in your school or community? No . . . . .	92
234	How wrong do your parents feel it would be for YOU to: have one or two drinks of an alcoholic beverage nearly every day? . . . . .	92
235	How wrong do your parents feel it would be for YOU to: smoke tobacco? . . . . .	92
236	How wrong do your parents feel it would be for YOU to: smoke marijuana? . . . . .	93
237	How wrong do your parents feel it would be for YOU to: use prescription drugs not prescribed to you? . . . . .	93
238	How wrong do your parents feel it would be for YOU to: steal something? . . . . .	93
239	How wrong do your parents feel it would be for YOU to: draw graffiti, write things, or draw pictures on buildings or other property (without the owner's permission)? . . . . .	94
240	How wrong do your parents feel it would be for YOU to: pick a fight with someone? . . . . .	94
241	During the past 12 months, have you talked with at least one of your parents about the dangers of underage drinking and/or drinking and driving? By parents, we mean either your biological parents, adoptive parents, stepparents, or adult guardians - whether or not they live with you. . . . .	94
242	The rules in my family are clear. . . . .	95
243	People in my family have serious arguments about the same things, and often insult or yell at each other. . . . .	95

244	When I am not at home, one of my parents knows where I am and who I am with. . . . .	95
245	My family has clear rules about alcohol and drug use. . . . .	96
246	If you skipped school would you be caught by your parents? . . . . .	96
247	My parents ask if I've gotten my homework done. . . . .	96
248	Would your parents know if you did not come home on time? . . . . .	97
249	Do you know how to properly dispose of leftover prescription drugs? . . . . .	97
250	Have any of your brothers or sisters ever: drunk beer, wine or hard liquor (for example, vodka, whiskey or gin)? . . . . .	97
251	Have any of your brothers or sisters ever: smoked marijuana? . . . . .	97
252	Have any of your brothers or sisters ever: smoked cigarettes? . . . . .	98
253	Have any of your brothers or sisters ever: taken a handgun to school? . . . . .	98
254	Have any of your brothers or sisters ever: been suspended or expelled from school? . . . . .	98
255	Have any of your brothers or sisters ever: used e-cigarettes, e-cigars or e-hookahs (vaping)? . . . . .	98
256	Have any of your brothers or sisters ever: used prescription drugs not prescribed to him/her? . . . . .	99
257	Have you changed homes in the past year (the last 12 months)? . . . . .	99
258	How many times have you changed homes since kindergarten? . . . . .	99
259	Have you changed schools (including changing from elementary to middle and middle to high school) in the past year? . . . . .	99
260	How many times have you changed schools since kindergarten (including changing from elementary to middle and middle to high school)? . . . . .	100
261	Has anyone in your family ever had severe alcohol or drug problems? . . . . .	100
262	About how many adults (over 21) have you known personally who in the past year have: used marijuana, crack, cocaine, or other drugs? . . . . .	100
263	About how many adults (over 21) have you known personally who in the past year have: sold or dealt drugs? . . . . .	101
264	About how many adults (over 21) have you known personally who in the past year have: done other things that could get them in trouble with the police, like stealing, selling stolen goods, mugging or assaulting others, etc.? . . . .	101
265	About how many adults (over 21) have you known personally who in the past year have: gotten drunk or high? . . . . .	101
266	How honest were you in filling out this survey? . . . . .	102

List of Figures

1	Grade Chart . . . . .	12
2	Gender Chart . . . . .	13
3	Age Chart . . . . .	14

# 1 INTRODUCTION

This report was generated from data collected on the *2018 Arkansas Prevention Needs Assessment Student Survey*. This report contains basic frequency tables of all data collected and graphs on the selected demographic variables of grade, gender and age.

Questions regarding the information found in this report can be directed to:

**International Survey Associates dba Pride Surveys**

Mr. Jay Gleaton

2140 Newmarket Parkway

Suite 116

Marietta, GA 30067

Telephone: (800) 279-6361

Fax: (770) 726-9327

Website: <http://www.pridesurveys.com>

# Grade Chart

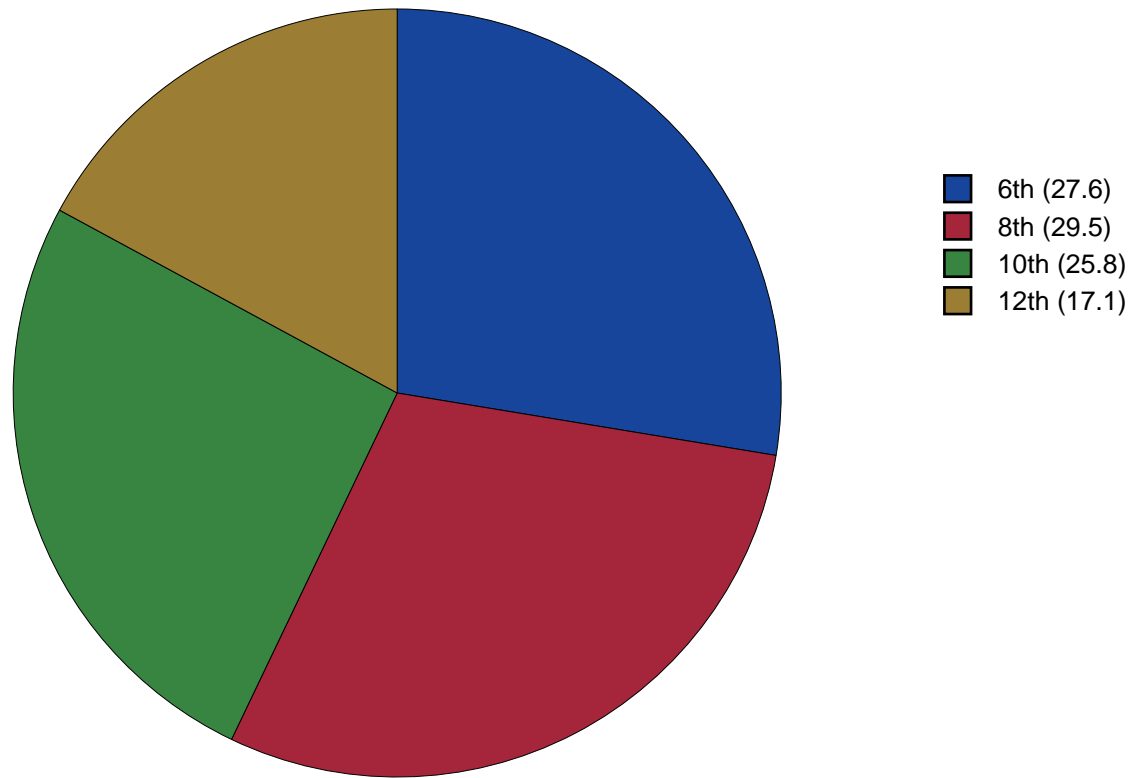


Figure 1: Grade Chart

## Gender Chart

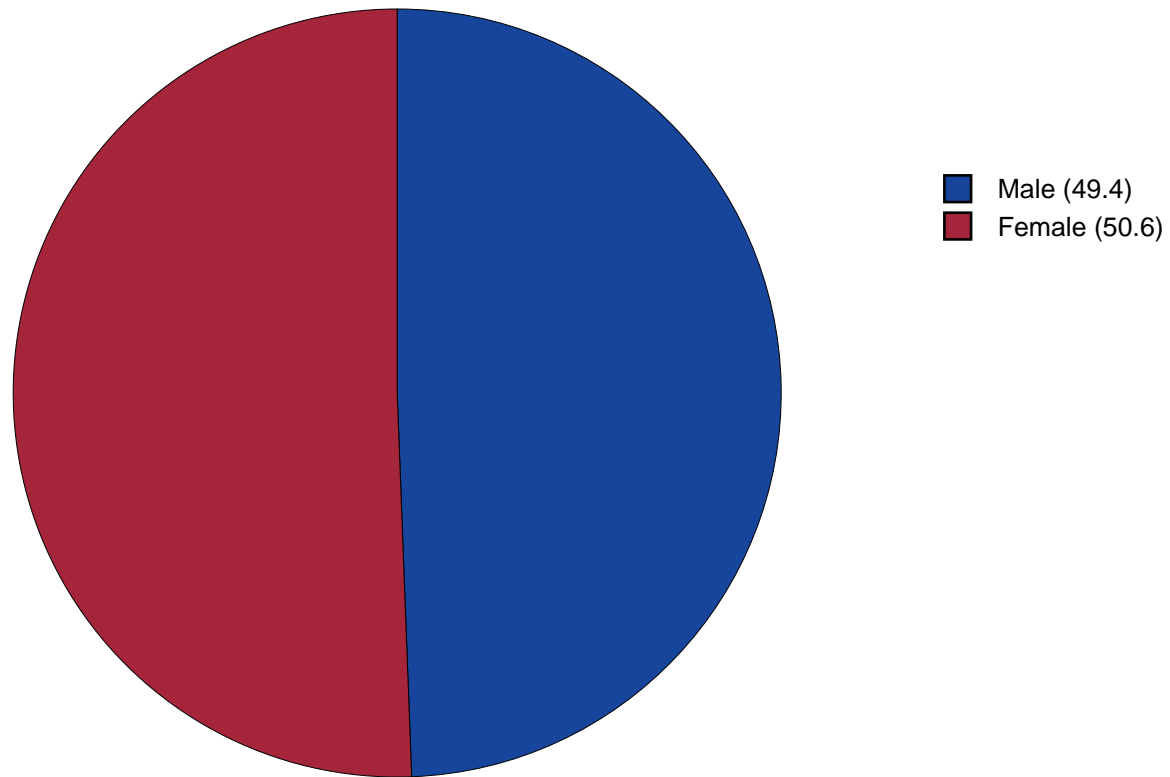


Figure 2: Gender Chart



# Age Chart

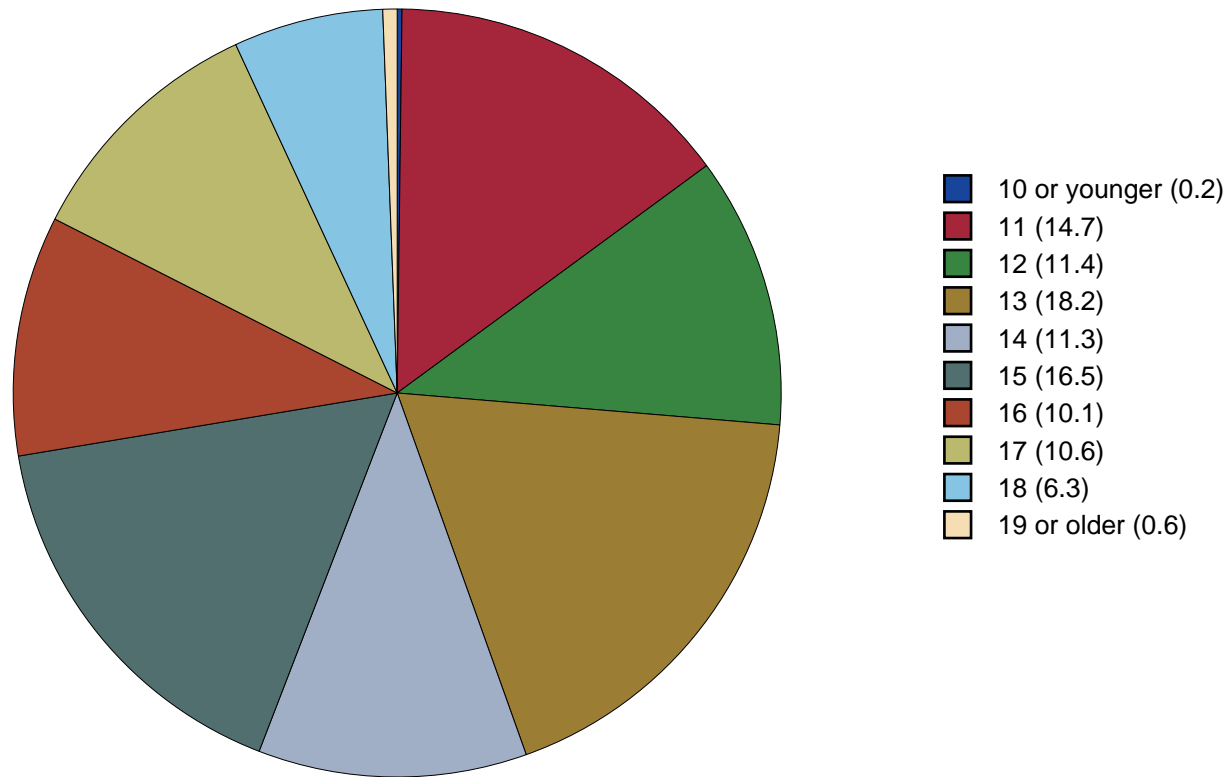


Figure 3: Age Chart

## 2 PERCENTAGE TABLES

The following tables contain frequency distribution detailing how your students responded to each question on the survey. The tables appear in the same order as the questions on the survey. The tables include breakdowns by grade level as well as overall percentages. The *N of Valid* row is a frequency count of the number of valid responses to each question for each grade and overall. The *N of Miss* row is a frequency count of the number of invalid (marked more than one response) or missing (i.e. did not respond) responses to each question for each grade and overall.

For the questions that allowed more than one response (i.e. race, live with, etc.) each response becomes a separate table. If a student did not mark the response, that was counted as a NO response, and if they did mark the response, that was counted as a YES response. Since a non response is a valid response for these questions, the *N of Miss* will always be zero for these questions.

Table 1: Gender



Response	6	8	10	12	Total	
Male	51.1	46.4	47.9	54.2	49.4	
Female	48.9	53.6	52.1	45.8	50.6	
N of Valid	174	181	163	107	625	
N of Miss	0	5	0	1	6	

Table 2: Age











Response	6	8	10	12	Total	
10 or younger	0.6	0.0	0.0	0.0	0.2	
11	53.4	0.0	0.0	0.0	14.7	
12	41.4	0.0	0.0	0.0	11.4	
13	4.6	57.5	0.0	0.0	18.2	
14	0.0	38.2	0.0	0.0	11.3	
15	0.0	4.3	58.9	0.0	16.5	
16	0.0	0.0	39.3	0.0	10.1	
17	0.0	0.0	1.8	59.3	10.6	
18	0.0	0.0	0.0	37.0	6.3	
19 or older	0.0	0.0	0.0	3.7	0.6	
N of Valid	174	186	163	108	631	
N of Miss	0	0	0	0	0	

Table 3: Are you Hispanic or Latino?



Response	6	8	10	12	Total	
No	91.8	90.0	91.9	90.4	91.0	
Yes	8.2	10.0	8.1	9.6	9.0	
N of Valid	159	180	160	104	603	
N of Miss	15	6	3	4	28	

Table 4: What is your race? Black or African American



Response	6	8	10	12	Total	
No	86.0	87.9	85.3	77.1	84.9	
Yes	14.0	12.1	14.7	22.9	15.1	
N of Valid	172	182	163	105	622	
N of Miss	0	0	0	0	0	

Table 5: What is your race? Asian



Response	6	8	10	12	Total	
No	98.8	98.9	98.2	99.0	98.7	
Yes	1.2	1.1	1.8	1.0	1.3	
N of Valid	172	182	163	105	622	
N of Miss	0	0	0	0	0	

Table 6: What is your race? American Indian



Response	6	8	10	12	Total	
No	90.1	95.6	96.3	99.0	94.9	
Yes	9.9	4.4	3.7	1.0	5.1	
N of Valid	172	182	163	105	622	
N of Miss	0	0	0	0	0	

Table 7: What is your race? Alaska Native



Response	6	8	10	12	Total	
No	99.4	100.0	100.0	100.0	99.8	
Yes	0.6	0.0	0.0	0.0	0.2	
N of Valid	172	182	163	105	622	
N of Miss	0	0	0	0	0	

Table 8: What is your race? White



Response	6	8	10	12	Total	
No	25.6	19.8	18.4	24.8	21.9	
Yes	74.4	80.2	81.6	75.2	78.1	
N of Valid	172	182	163	105	622	
N of Miss	0	0	0	0	0	

Table 9: What is your race? Native Hawaiian or Other Pacific Islander



Response	6	8	10	12	Total	
No	100.0	99.5	100.0	99.0	99.7	
Yes	0.0	0.5	0.0	1.0	0.3	
N of Valid	172	182	163	105	622	
N of Miss	0	0	0	0	0	

Table 10: What is your race? Other



Response	6	8	10	12	Total	
No	85.5	86.8	92.6	91.4	88.7	
Yes	14.5	13.2	7.4	8.6	11.3	
N of Valid	172	182	163	105	622	
N of Miss	0	0	0	0	0	



Table 11: What is the highest level of schooling completed by your mother or father?

Response	6	8	10	12	Total
Completed grade school or less	1.8	1.1	3.2	4.7	2.4
Some high school	3.6	4.9	16.5	13.1	8.9
Completed high school	7.7	11.9	11.4	27.1	13.2
Some college	7.7	10.8	17.7	15.0	12.4
Completed college	18.3	31.9	32.9	27.1	27.6
Graduate or professional school after college	7.7	10.3	12.7	5.6	9.4
Don't know	50.9	28.1	5.1	7.5	24.9
Does not apply	2.4	1.1	0.6	0.0	1.1
N of Valid	169	185	158	107	619
N of Miss	5	1	5	1	12

Table 12: Think of where you live most of the time. Which of the following people live there with you? Mother

Response	6	8	10	12	Total
No	11.5	16.3	14.8	17.0	14.7
Yes	88.5	83.7	85.2	83.0	85.3
N of Valid	174	184	162	106	626
N of Miss	0	0	0	0	0

Table 13: Think of where you live most of the time. Which of the following people live there with you? Stepmother

Response	6	8	10	12	Total
No	91.4	94.6	90.1	93.4	92.3
Yes	8.6	5.4	9.9	6.6	7.7
N of Valid	174	184	162	106	626
N of Miss	0	0	0	0	0

Table 14: Think of where you live most of the time. Which of the following people live there with you? Foster Mother



Response	6	8	10	12	Total	
No	100.0	97.8	99.4	99.1	99.0	
Yes	0.0	2.2	0.6	0.9	1.0	
N of Valid	174	184	162	106	626	
N of Miss	0	0	0	0	0	

Table 15: Think of where you live most of the time. Which of the following people live there with you? Grandmother



Response	6	8	10	12	Total	
No	81.0	79.3	88.3	91.5	84.2	
Yes	19.0	20.7	11.7	8.5	15.8	
N of Valid	174	184	162	106	626	
N of Miss	0	0	0	0	0	

Table 16: Think of where you live most of the time. Which of the following people live there with you? Aunt



Response	6	8	10	12	Total	
No	95.4	96.7	98.1	96.2	96.6	
Yes	4.6	3.3	1.9	3.8	3.4	
N of Valid	174	184	162	106	626	
N of Miss	0	0	0	0	0	

Table 17: Think of where you live most of the time. Which of the following people live there with you? Father



Response	6	8	10	12	Total	
No	33.3	41.3	36.4	48.1	39.0	
Yes	66.7	58.7	63.6	51.9	61.0	
N of Valid	174	184	162	106	626	
N of Miss	0	0	0	0	0	

Table 18: Think of where you live most of the time. Which of the following people live there with you? Stepfather



Response	6	8	10	12	Total	
No	84.5	83.2	83.3	87.7	84.3	
Yes	15.5	16.8	16.7	12.3	15.7	
N of Valid	174	184	162	106	626	
N of Miss	0	0	0	0	0	

Table 19: Think of where you live most of the time. Which of the following people live there with you? Foster Father



Response	6	8	10	12	Total	
No	100.0	97.8	99.4	99.1	99.0	
Yes	0.0	2.2	0.6	0.9	1.0	
N of Valid	174	184	162	106	626	
N of Miss	0	0	0	0	0	

Table 20: Think of where you live most of the time. Which of the following people live there with you? Grandfather



Response	6	8	10	12	Total	
No	87.4	88.0	93.2	97.2	90.7	
Yes	12.6	12.0	6.8	2.8	9.3	
N of Valid	174	184	162	106	626	
N of Miss	0	0	0	0	0	

Table 21: Think of where you live most of the time. Which of the following people live there with you? Uncle



Response	6	8	10	12	Total	
No	93.1	96.7	97.5	96.2	95.8	
Yes	6.9	3.3	2.5	3.8	4.2	
N of Valid	174	184	162	106	626	
N of Miss	0	0	0	0	0	

Table 22: Think of where you live most of the time. Which of the following people live there with you? Other Adults



Response	6	8	10	12	Total	
No	98.3	96.2	98.8	98.1	97.8	
Yes	1.7	3.8	1.2	1.9	2.2	
N of Valid	174	184	162	106	626	
N of Miss	0	0	0	0	0	

Table 23: Think of where you live most of the time. Which of the following people live there with you? Brother(s)



Response	6	8	10	12	Total	
No	49.4	50.5	55.6	66.0	54.2	
Yes	50.6	49.5	44.4	34.0	45.8	
N of Valid	174	184	162	106	626	
N of Miss	0	0	0	0	0	

Table 24: Think of where you live most of the time. Which of the following people live there with you? Stepbrother(s)



Response	6	8	10	12	Total	
No	92.5	92.9	95.7	94.3	93.8	
Yes	7.5	7.1	4.3	5.7	6.2	
N of Valid	174	184	162	106	626	
N of Miss	0	0	0	0	0	

Table 25: Think of where you live most of the time. Which of the following people live there with you? Sister(s)



Response	6	8	10	12	Total	
No	51.1	46.2	54.3	60.4	52.1	
Yes	48.9	53.8	45.7	39.6	47.9	
N of Valid	174	184	162	106	626	
N of Miss	0	0	0	0	0	

Table 26: Think of where you live most of the time. Which of the following people live there with you? Stepsister(s)



Response	6	8	10	12	Total	
No	93.1	92.9	95.7	96.2	94.2	
Yes	6.9	7.1	4.3	3.8	5.8	
N of Valid	174	184	162	106	626	
N of Miss	0	0	0	0	0	

Table 27: Think of where you live most of the time. Which of the following people live there with you? Other Children



Response	6	8	10	12	Total	
No	94.3	95.7	95.7	96.2	95.4	
Yes	5.7	4.3	4.3	3.8	4.6	
N of Valid	174	184	162	106	626	
N of Miss	0	0	0	0	0	

Table 28: In my school, students have lots of chances to help decide things like class activities and rules.





Response	6	8	10	12	Total	
NO!	14.0	7.1	9.8	10.5	10.3	
no	55.0	34.6	28.8	34.3	38.6	
yes	27.5	50.0	55.2	41.9	43.8	
YES!	3.5	8.2	6.1	13.3	7.2	
N of Valid	171	182	163	105	621	
N of Miss	3	4	0	3	10	

Table 29: Teachers ask me to work on special classroom projects.





Response	6	8	10	12	Total	
NO!	15.0	11.0	11.0	10.5	12.0	
no	35.9	44.0	44.8	44.8	42.1	
yes	38.3	40.7	38.7	37.1	38.9	
YES!	10.8	4.4	5.5	7.6	7.0	
N of Valid	167	182	163	105	617	
N of Miss	7	4	0	3	14	



Table 30: My teacher(s) notices when I am doing a good job and lets me know about it.

Response	6	8	10	12	Total
NO!	1.8	7.2	7.5	4.8	5.4
no	20.8	24.9	25.8	21.0	23.3
yes	46.4	51.9	47.8	63.8	51.4
YES!	31.0	16.0	18.9	10.5	19.9
N of Valid	168	181	159	105	613
N of Miss	6	5	4	3	18

Table 31: There are lots of chances for students in my school to get involved in sports, clubs, and other school activities outside of class.

Response	6	8	10	12	Total
NO!	2.4	1.7	2.5	0.0	1.8
no	9.4	7.2	3.7	6.7	6.8
yes	50.0	46.1	33.3	46.7	43.9
YES!	38.2	45.0	60.5	46.7	47.5
N of Valid	170	180	162	105	617
N of Miss	4	6	1	3	14

Table 32: There are lots of chances for students in my school to talk with a teacher one-on-one.

Response	6	8	10	12	Total
NO!	4.7	2.7	5.0	0.0	3.4
no	26.3	18.6	18.6	17.3	20.5
yes	40.4	55.2	49.7	61.5	50.7
YES!	28.7	23.5	26.7	21.2	25.4
N of Valid	171	183	161	104	619
N of Miss	3	3	2	4	12

Table 33: I feel safe at my school.


Response	6	8	10	12	Total	
NO!	2.9	3.3	6.7	1.9	3.9	
no	8.1	13.7	16.0	14.4	12.9	
yes	48.3	53.3	55.2	60.6	53.6	
YES!	40.7	29.7	22.1	23.1	29.6	
N of Valid	172	182	163	104	621	
N of Miss	2	4	0	4	10	

Table 34: The school lets my parents know when I have done something well.


Response	6	8	10	12	Total	
NO!	10.1	12.6	24.5	22.1	16.7	
no	28.4	38.5	50.9	44.2	40.0	
yes	37.3	40.1	22.7	28.8	32.8	
YES!	24.3	8.8	1.8	4.8	10.5	
N of Valid	169	182	163	104	618	
N of Miss	5	4	0	4	13	

Table 35: My teachers praise me when I work hard in school.


Response	6	8	10	12	Total	
NO!	9.5	12.1	19.0	12.5	13.3	
no	39.1	45.1	42.3	42.3	42.2	
yes	36.7	36.8	30.1	37.5	35.1	
YES!	14.8	6.0	8.6	7.7	9.4	
N of Valid	169	182	163	104	618	
N of Miss	5	4	0	4	13	

Table 36: Are your school grades better than the grades of most students in your class?

Response	6	8	10	12	Total
NO!	9.0	6.6	10.0	2.9	7.5
no	34.1	29.3	22.5	27.9	28.6
yes	43.1	50.3	46.9	51.9	47.7
YES!	13.8	13.8	20.6	17.3	16.2
N of Valid	167	181	160	104	612
N of Miss	7	5	3	4	19

Table 37: I have lots of chances to be part of class discussions or activities.

Response	6	8	10	12	Total
NO!	6.5	2.7	2.5	1.0	3.4
no	14.7	16.4	12.3	14.6	14.6
yes	48.8	55.2	63.0	62.1	56.6
YES!	30.0	25.7	22.2	22.3	25.4
N of Valid	170	183	162	103	618
N of Miss	4	3	1	5	13

Table 38: Now thinking back over the past year in school, how often did you: enjoy being in school?

Response	6	8	10	12	Total
Never	5.3	8.2	12.3	14.3	9.5
Seldom	11.1	19.1	14.7	21.0	16.1
Sometimes	31.6	29.0	43.6	35.2	34.6
Often	24.0	29.5	23.3	22.9	25.2
Almost always	28.1	14.2	6.1	6.7	14.6
N of Valid	171	183	163	105	622
N of Miss	3	3	0	3	9

Table 39: Now thinking back over the past year in school, how often did you: hate being in school?

Response	6	8	10	12	Total
Never	18.5	8.2	3.7	8.6	9.9
Seldom	29.2	22.0	29.4	14.3	24.6
Sometimes	25.6	30.8	31.3	33.3	29.9
Often	18.5	22.0	20.2	31.4	22.2
Almost always	8.3	17.0	15.3	12.4	13.4
N of Valid	168	182	163	105	618
N of Miss	6	4	0	3	13

Table 40: Now thinking back over the past year in school, how often did you: try to do your best work in school?

Response	6	8	10	12	Total
Never	0.0	1.1	0.6	1.9	0.8
Seldom	0.0	2.2	2.5	2.9	1.8
Sometimes	6.5	10.9	13.0	20.0	11.8
Often	16.6	33.2	38.3	31.4	29.7
Almost always	76.9	52.7	45.7	43.8	56.0
N of Valid	169	184	162	105	620
N of Miss	5	2	1	3	11

Table 41: How often do you feel that the school work you are assigned is meaningful and important?

Response	6	8	10	12	Total
Never	3.5	5.5	7.4	9.5	6.1
Seldom	7.0	13.7	25.8	20.0	16.1
Sometimes	21.1	36.8	40.5	40.0	34.0
Often	32.2	29.1	19.0	21.0	25.9
Almost always	36.3	14.8	7.4	9.5	17.9
N of Valid	171	182	163	105	621
N of Miss	3	4	0	3	10

Table 42: Putting them all together, what were your grades like last year?

Response	6	8	10	12	Total
Mostly F's	0.6	0.0	1.3	0.0	0.5
Mostly D's	1.8	2.2	5.2	1.0	2.6
Mostly C's	5.5	10.3	9.7	16.2	9.9
Mostly B's	26.1	37.5	36.1	43.8	35.1
Mostly A's	66.1	50.0	47.7	39.0	51.9
N of Valid	165	184	155	105	609
N of Miss	9	2	8	3	22

Table 43: How important do you think the things you are learning in school are going to be for your later life?

Response	6	8	10	12	Total
Very important	50.9	24.6	9.3	9.6	25.4
Quite important	24.9	25.7	19.9	23.1	23.5
Fairly important	14.5	35.0	37.3	32.7	29.5
Slightly important	9.2	10.9	28.6	27.9	17.9
Not at all important	0.6	3.8	5.0	6.7	3.7
N of Valid	173	183	161	104	621
N of Miss	1	3	2	4	10

Table 44: During the LAST FOUR WEEKS how many whole days of school have you missed because you skipped or "cut"?

Response	6	8	10	12	Total
None	62.6	69.0	71.2	66.3	67.4
1	18.7	15.2	13.5	10.6	15.0
2	7.0	5.4	6.7	7.7	6.6
3	5.3	4.9	3.7	7.7	5.1
4-5	3.5	4.9	4.9	6.7	4.8
6-10	2.3	0.0	0.0	1.0	0.8
11 or more	0.6	0.5	0.0	0.0	0.3
N of Valid	171	184	163	104	622
N of Miss	3	2	0	4	9



Table 45: What are the chances you would be seen as cool if you: smoked cigarettes?






Response	6	8	10	12	Total	
No or very little chance	87.6	71.4	66.0	68.3	73.9	
Little chance	6.5	14.8	17.3	14.4	13.1	
Some chance	3.5	6.6	9.3	13.5	7.6	
Pretty good chance	1.2	6.0	6.2	1.9	4.0	
Very good chance	1.2	1.1	1.2	1.9	1.3	
N of Valid	170	182	162	104	618	
N of Miss	4	4	1	4	13	

Table 46: What are the chances you would be seen as cool if you: worked hard at school?






Response	6	8	10	12	Total	
No or very little chance	7.1	9.3	10.5	11.5	9.4	
Little chance	7.6	12.6	19.1	19.2	14.1	
Some chance	16.5	22.0	30.2	23.1	22.8	
Pretty good chance	27.6	28.6	24.7	24.0	26.5	
Very good chance	41.2	27.5	15.4	22.1	27.2	
N of Valid	170	182	162	104	618	
N of Miss	4	4	1	4	13	

Table 47: What are the chances you would be seen as cool if you: began drinking alcoholic beverages regularly, that is, at least once or twice a month?






Response	6	8	10	12	Total	
No or very little chance	84.7	65.4	43.8	50.0	62.4	
Little chance	7.1	9.5	21.0	9.6	11.9	
Some chance	4.1	10.6	17.3	20.2	12.2	
Pretty good chance	1.8	8.4	10.5	12.5	7.8	
Very good chance	2.4	6.1	7.4	7.7	5.7	
N of Valid	170	179	162	104	615	
N of Miss	4	7	1	4	16	

Table 48: What are the chances you would be seen as cool if you: defended someone who was being bullied?

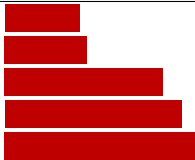
Response	6	8	10	12	Total	
No or very little chance	9.4	11.7	7.4	10.7	9.7	
Little chance	8.8	12.8	10.5	12.6	11.0	
Some chance	17.5	20.0	30.2	29.1	23.5	
Pretty good chance	24.0	27.8	30.2	23.3	26.6	
Very good chance	40.4	27.8	21.6	24.3	29.1	
N of Valid	171	180	162	103	616	
N of Miss	3	6	1	5	15	

Table 49: What are the chances you would be seen as cool if you: smoked marijuana?


Response	6	8	10	12	Total	
No or very little chance	90.5	66.7	50.0	41.3	64.6	
Little chance	3.0	10.6	11.7	11.5	8.9	
Some chance	3.0	8.3	18.5	17.3	11.1	
Pretty good chance	1.8	10.0	8.6	12.5	7.8	
Very good chance	1.8	4.4	11.1	17.3	7.6	
N of Valid	169	180	162	104	615	
N of Miss	5	6	1	4	16	

Table 50: What are the chances you would be seen as cool if you: carried a handgun?


Response	6	8	10	12	Total	
No or very little chance	82.4	76.8	75.0	65.0	75.9	
Little chance	7.6	10.5	9.4	17.5	10.6	
Some chance	3.5	3.3	10.0	10.7	6.4	
Pretty good chance	3.5	6.6	3.1	1.9	4.1	
Very good chance	2.9	2.8	2.5	4.9	3.1	
N of Valid	170	181	160	103	614	
N of Miss	4	5	3	5	17	

Table 51: What are the chances you would be seen as cool if you: used e-cigarettes, e-cigars or e-hookahs (vaping)?


Response	6	8	10	12	Total	
No or very little chance	84.2	54.2	40.5	43.3	57.1	
Little chance	7.6	9.5	9.2	12.5	9.4	
Some chance	4.1	10.6	13.5	13.5	10.0	
Pretty good chance	2.3	13.4	12.9	12.5	10.0	
Very good chance	1.8	12.3	23.9	18.3	13.5	
N of Valid	171	179	163	104	617	
N of Miss	3	7	0	4	14	

Table 52: What are the chances you would be seen as cool if you: bullied someone or cyber bullied someone?


Response	6	8	10	12	Total	
No or very little chance	84.2	54.2	40.5	43.3	57.1	
Little chance	7.6	9.5	9.2	12.5	9.4	
Some chance	4.1	10.6	13.5	13.5	10.0	
Pretty good chance	2.3	13.4	12.9	12.5	10.0	
Very good chance	1.8	12.3	23.9	18.3	13.5	
N of Valid	171	179	163	104	617	
N of Miss	3	7	0	4	14	

Table 53: Think of your four best friends (the friends you feel closest to). In the past year (12 months), how many of your best friends have: participated in clubs, organizations or activities at school?

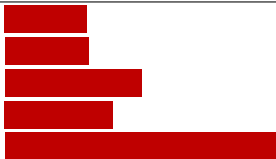
Response	6	8	10	12	Total	
0	15.4	9.9	6.8	12.6	11.1	
1	14.2	11.0	8.7	10.7	11.2	
2	21.3	17.0	21.7	20.4	20.0	
3	13.6	15.4	14.9	18.4	15.3	
4	35.5	46.7	47.8	37.9	42.4	
N of Valid	169	182	161	103	615	
N of Miss	5	4	2	5	16	

Table 54: Think of your four best friends (the friends you feel closest to). In the past year (12 months), how many of your best friends have: smoked cigarettes?






Response	6	8	10	12	Total	
0	97.6	83.7	68.8	68.0	81.0	
1	1.8	9.6	11.5	6.8	7.4	
2	0.6	3.4	10.2	9.7	5.5	
3	0.0	2.2	3.8	3.9	2.3	
4	0.0	1.1	5.7	11.7	3.8	
N of Valid	167	178	157	103	605	
N of Miss	7	8	6	5	26	

Table 55: Think of your four best friends (the friends you feel closest to). In the past year (12 months), how many of your best friends have: tried beer, wine or hard liquor (for example, vodka, whiskey, or gin) when their parents didn't know about it?






Response	6	8	10	12	Total	
0	90.5	60.6	38.1	37.3	59.1	
1	5.3	17.8	12.5	16.7	12.8	
2	2.4	8.9	16.9	13.7	10.0	
3	0.6	6.7	11.2	8.8	6.5	
4	1.2	6.1	21.2	23.5	11.6	
N of Valid	169	180	160	102	611	
N of Miss	5	6	3	6	20	

Table 56: Think of your four best friends (the friends you feel closest to). In the past year (12 months), how many of your best friends have: used e-cigarettes, e-cigars, or e-hookahs?






Response	6	8	10	12	Total	
0	95.2	64.3	43.8	54.4	65.7	
1	4.2	18.1	13.1	9.7	11.6	
2	0.0	9.3	15.0	9.7	8.3	
3	0.6	2.2	10.6	12.6	5.7	
4	0.0	6.0	17.5	13.6	8.6	
N of Valid	168	182	160	103	613	
N of Miss	6	4	3	5	18	

Table 57: Think of your four best friends (the friends you feel closest to). In the past year (12 months), how many of your best friends have: used marijuana?






Response	6	8	10	12	Total	
0	96.4	82.6	53.2	49.0	73.1	
1	2.4	8.7	16.5	13.5	9.8	
2	0.6	4.9	13.9	8.7	6.7	
3	0.6	1.6	6.3	6.7	3.4	
4	0.0	2.2	10.1	22.1	7.0	
N of Valid	168	184	158	104	614	
N of Miss	6	2	5	4	17	

Table 58: Think of your four best friends (the friends you feel closest to). In the past year (12 months), how many of your best friends have: used prescription drugs or non-prescription drugs for the purpose of getting high?






Response	6	8	10	12	Total	
0	97.0	92.3	80.5	78.4	88.2	
1	2.4	3.3	11.3	6.9	5.7	
2	0.0	2.2	5.7	7.8	3.4	
3	0.6	2.2	1.3	1.0	1.3	
4	0.0	0.0	1.3	5.9	1.3	
N of Valid	168	183	159	102	612	
N of Miss	6	3	4	6	19	

Table 59: Think of your four best friends (the friends you feel closest to). In the past year (12 months), how many of your best friends have: used synthetic marijuana (K2, spice) or bath salts?






Response	6	8	10	12	Total	
0	99.4	96.7	94.4	92.2	96.1	
1	0.6	1.1	3.1	2.0	1.6	
2	0.0	1.1	1.9	3.9	1.5	
3	0.0	0.5	0.0	2.0	0.5	
4	0.0	0.5	0.6	0.0	0.3	
N of Valid	169	184	161	102	616	
N of Miss	5	2	2	6	15	

Table 60: Think of your four best friends (the friends you feel closest to). In the past year (12 months), how many of your best friends have: used LSD, cocaine, amphetamines, or other illegal drugs?






Response	6	8	10	12	Total	
0	99.4	92.4	90.1	90.3	93.3	
1	0.6	4.3	7.5	2.9	3.9	
2	0.0	1.6	1.9	3.9	1.6	
3	0.0	0.0	0.6	0.0	0.2	
4	0.0	1.6	0.0	2.9	1.0	
N of Valid	167	184	161	103	615	
N of Miss	7	2	2	5	16	

Table 61: Think of your four best friends (the friends you feel closest to). In the past year (12 months), how many of your best friends have: been bullied?






Response	6	8	10	12	Total	
0	31.1	41.5	46.9	69.6	44.8	
1	31.7	24.0	21.2	13.7	23.7	
2	15.0	13.1	13.1	5.9	12.4	
3	5.4	10.4	9.4	4.9	7.8	
4	16.8	10.9	9.4	5.9	11.3	
N of Valid	167	183	160	102	612	
N of Miss	7	3	3	6	19	

Table 62: Think of your four best friends (the friends you feel closest to). In the past year (12 months), how many of your best friends have: been suspended from school?






Response	6	8	10	12	Total	
0	85.1	73.2	68.1	74.8	75.4	
1	10.1	16.4	19.4	16.5	15.5	
2	1.8	5.5	6.9	2.9	4.4	
3	0.0	3.3	1.9	2.9	2.0	
4	3.0	1.6	3.8	2.9	2.8	
N of Valid	168	183	160	103	614	
N of Miss	6	3	3	5	17	

Table 63: Think of your four best friends (the friends you feel closest to). In the past year (12 months), how many of your best friends have: carried a handgun?






Response	6	8	10	12	Total	
0	94.6	93.4	88.8	88.2	91.7	
1	2.4	2.2	5.6	8.8	4.2	
2	1.8	0.5	1.9	2.9	1.6	
3	0.6	3.3	0.0	0.0	1.1	
4	0.6	0.5	3.8	0.0	1.3	
N of Valid	167	183	160	102	612	
N of Miss	7	3	3	6	19	

Table 64: Think of your four best friends (the friends you feel closest to). In the past year (12 months), how many of your best friends have: sold illegal drugs?






Response	6	8	10	12	Total	
0	99.4	94.5	83.6	84.5	91.3	
1	0.6	2.7	11.3	5.8	4.9	
2	0.0	1.1	3.8	6.8	2.5	
3	0.0	0.5	0.0	1.9	0.5	
4	0.0	1.1	1.3	1.0	0.8	
N of Valid	167	183	159	103	612	
N of Miss	7	3	4	5	19	

Table 65: Think of your four best friends (the friends you feel closest to). In the past year (12 months), how many of your best friends have: regularly attended religious services?






Response	6	8	10	12	Total	
0	36.8	24.3	16.1	27.5	26.0	
1	12.3	13.8	8.7	9.8	11.4	
2	13.5	16.6	23.0	20.6	18.1	
3	12.3	16.0	19.3	9.8	14.8	
4	25.2	29.3	32.9	32.4	29.7	
N of Valid	163	181	161	102	607	
N of Miss	11	5	2	6	24	

Table 66: Think of your four best friends (the friends you feel closest to). In the past year (12 months), how many of your best friends have: stolen or tried to steal a motor vehicle such as a car or motorcycle?





Response	6	8	10	12	Total	
0	97.0	96.2	96.3	94.1	96.1	
1	2.4	2.2	3.7	3.9	2.9	
2	0.6	1.1	0.0	1.0	0.7	
3	0.0	0.5	0.0	1.0	0.3	
4	0.0	0.0	0.0	0.0	0.0	
N of Valid	167	183	161	102	613	
N of Miss	7	3	2	6	18	

Table 67: Think of your four best friends (the friends you feel closest to). In the past year (12 months), how many of your best friends have: been arrested?






Response	6	8	10	12	Total	
0	97.6	90.7	86.2	81.6	89.9	
1	2.4	7.7	9.4	9.7	7.0	
2	0.0	0.5	1.2	4.9	1.3	
3	0.0	0.0	1.2	1.9	0.7	
4	0.0	1.1	1.9	1.9	1.1	
N of Valid	167	183	160	103	613	
N of Miss	7	3	3	5	18	

Table 68: Think of your four best friends (the friends you feel closest to). In the past year (12 months), how many of your best friends have: dropped out of school?






Response	6	8	10	12	Total	
0	97.0	94.6	93.1	88.2	93.8	
1	2.4	3.3	4.4	6.9	3.9	
2	0.0	2.2	1.9	2.0	1.5	
3	0.0	0.0	0.6	1.0	0.3	
4	0.6	0.0	0.0	2.0	0.5	
N of Valid	168	184	160	102	614	
N of Miss	6	2	3	6	17	



Table 69: Think of your four best friends (the friends you feel closest to). In the past year (12 months), how many of your best friends have: been members of a gang?






Response	6	8	10	12	Total	
0	90.4	91.8	88.8	90.2	90.4	
1	4.8	4.4	6.2	2.0	4.6	
2	0.6	2.2	3.7	2.0	2.1	
3	1.8	0.0	0.0	2.0	0.8	
4	2.4	1.6	1.2	3.9	2.1	
N of Valid	166	183	161	102	612	
N of Miss	8	3	2	6	19	

Table 70: How old were you when you first: smoked marijuana?










Response	6	8	10	12	Total	
Never	98.2	91.2	77.0	71.3	86.2	
10 or younger	0.6	1.6	1.2	1.0	1.1	
11	1.2	2.2	3.1	2.0	2.1	
12	0.0	1.1	2.5	3.0	1.5	
13	0.0	2.7	3.1	3.0	2.1	
14	0.0	1.1	3.1	3.0	1.6	
15	0.0	0.0	8.1	6.9	3.3	
16	0.0	0.0	1.9	5.9	1.5	
17 or older	0.0	0.0	0.0	4.0	0.7	
N of Valid	171	182	161	101	615	
N of Miss	3	4	2	7	16	

Table 71: How old were you when you first: smoked a cigarette, even just a puff?










Response	6	8	10	12	Total	
Never	91.7	84.2	73.9	65.3	80.4	
10 or younger	6.5	6.2	4.3	6.9	5.9	
11	1.2	3.4	1.9	1.0	2.0	
12	0.6	2.8	5.0	0.0	2.3	
13	0.0	2.3	4.3	1.0	2.0	
14	0.0	1.1	6.2	3.0	2.5	
15	0.0	0.0	4.3	6.9	2.3	
16	0.0	0.0	0.0	10.9	1.8	
17 or older	0.0	0.0	0.0	5.0	0.8	
N of Valid	168	177	161	101	607	
N of Miss	6	9	2	7	24	

Table 72: How old were you when you first: had more than a sip or two of beer, wine or hard liquor (for example, vodka, whiskey, or gin)?










Response	6	8	10	12	Total	
Never	88.1	65.9	46.2	39.2	62.4	
10 or younger	8.3	9.3	4.4	7.8	7.5	
11	3.0	4.4	2.5	1.0	2.9	
12	0.6	6.0	2.5	2.0	2.9	
13	0.0	10.4	9.4	3.9	6.2	
14	0.0	3.8	15.6	11.8	7.2	
15	0.0	0.0	13.8	8.8	5.1	
16	0.0	0.0	5.6	16.7	4.2	
17 or older	0.0	0.0	0.0	8.8	1.5	
N of Valid	168	182	160	102	612	
N of Miss	6	4	3	6	19	

Table 73: How old were you when you first: began drinking alcoholic beverages regularly, that is, at least once or twice a month?










Response	6	8	10	12	Total	
Never	98.8	93.4	80.0	77.7	88.7	
10 or younger	0.6	1.7	0.0	0.0	0.7	
11	0.0	0.0	0.6	1.0	0.3	
12	0.6	2.2	0.0	1.0	1.0	
13	0.0	1.7	3.1	0.0	1.3	
14	0.0	1.1	3.8	1.9	1.6	
15	0.0	0.0	8.8	4.9	3.1	
16	0.0	0.0	3.8	7.8	2.3	
17 or older	0.0	0.0	0.0	5.8	1.0	
N of Valid	168	181	160	103	612	
N of Miss	6	5	3	5	19	

Table 74: How old were you when you first: used Pegaramide (peg, Peggy)?


Response	6	8	10	12	Total	
Never	100.0	100.0	100.0	100.0	100.0	
10 or younger	0.0	0.0	0.0	0.0	0.0	
11	0.0	0.0	0.0	0.0	0.0	
12	0.0	0.0	0.0	0.0	0.0	
13	0.0	0.0	0.0	0.0	0.0	
14	0.0	0.0	0.0	0.0	0.0	
15	0.0	0.0	0.0	0.0	0.0	
16	0.0	0.0	0.0	0.0	0.0	
17 or older	0.0	0.0	0.0	0.0	0.0	
N of Valid	169	180	161	102	612	
N of Miss	5	6	2	6	19	

Table 75: How old were you when you first: got suspended from school?









Response	6	8	10	12	Total	
Never	91.7	84.8	84.9	79.6	85.8	
10 or younger	7.1	7.6	5.7	5.8	6.7	
11	1.2	4.3	1.3	1.9	2.3	
12	0.0	1.6	1.3	0.0	0.8	
13	0.0	1.1	3.1	1.9	1.5	
14	0.0	0.5	1.9	1.9	1.0	
15	0.0	0.0	1.3	3.9	1.0	
16	0.0	0.0	0.6	4.9	1.0	
17 or older	0.0	0.0	0.0	0.0	0.0	
N of Valid	168	184	159	103	614	
N of Miss	6	2	4	5	17	

Table 76: How old were you when you first: got arrested?










Response	6	8	10	12	Total	
Never	100.0	96.7	95.0	95.1	96.9	
10 or younger	0.0	1.1	0.0	0.0	0.3	
11	0.0	0.5	0.0	0.0	0.2	
12	0.0	1.6	1.2	0.0	0.8	
13	0.0	0.0	0.6	1.0	0.3	
14	0.0	0.0	1.2	1.0	0.5	
15	0.0	0.0	1.9	1.0	0.7	
16	0.0	0.0	0.0	1.0	0.2	
17 or older	0.0	0.0	0.0	1.0	0.2	
N of Valid	167	184	161	102	614	
N of Miss	7	2	2	6	17	

Table 77: How old were you when you first: carried a handgun?









Response	6	8	10	12	Total	
Never	93.4	94.6	93.1	90.2	93.1	
10 or younger	3.6	1.6	1.9	2.0	2.3	
11	1.8	1.6	0.0	1.0	1.1	
12	1.2	1.6	1.2	2.9	1.6	
13	0.0	0.5	2.5	2.0	1.1	
14	0.0	0.0	0.0	1.0	0.2	
15	0.0	0.0	1.2	0.0	0.3	
16	0.0	0.0	0.0	1.0	0.2	
17 or older	0.0	0.0	0.0	0.0	0.0	
N of Valid	167	184	160	102	613	
N of Miss	7	2	3	6	18	

Table 78: How old were you when you first: used e-cigarettes, e-cigars, or e-hookahs (vaping)?










Response	6	8	10	12	Total	
Never	95.8	78.3	61.5	66.7	76.7	
10 or younger	1.2	1.1	1.2	0.0	1.0	
11	1.8	3.3	1.9	0.0	2.0	
12	1.2	3.3	1.2	0.0	1.6	
13	0.0	11.4	3.7	2.0	4.7	
14	0.0	2.7	8.7	4.9	3.9	
15	0.0	0.0	18.0	7.8	6.0	
16	0.0	0.0	3.7	6.9	2.1	
17 or older	0.0	0.0	0.0	11.8	2.0	
N of Valid	167	184	161	102	614	
N of Miss	7	2	2	6	17	

Table 79: How old were you when you first: belonged to a gang?










Response	6	8	10	12	Total	
Never	96.4	96.2	96.9	97.1	96.6	
10 or younger	2.4	0.0	0.0	1.0	0.8	
11	0.6	0.0	0.0	1.0	0.3	
12	0.6	2.2	0.0	1.0	1.0	
13	0.0	0.5	1.2	0.0	0.5	
14	0.0	0.5	0.6	0.0	0.3	
15	0.0	0.0	0.6	0.0	0.2	
16	0.0	0.0	0.6	0.0	0.2	
17 or older	0.0	0.5	0.0	0.0	0.2	
N of Valid	168	184	161	102	615	
N of Miss	6	2	2	6	16	

Table 80: How old were you when you first: used prescription drugs not prescribed to you?










Response	6	8	10	12	Total	
Never	98.2	92.9	91.2	88.2	93.1	
10 or younger	0.6	3.3	0.0	1.0	1.3	
11	0.6	0.5	0.6	1.0	0.7	
12	0.6	1.6	0.6	2.0	1.1	
13	0.0	0.5	3.1	2.0	1.3	
14	0.0	1.1	1.9	1.0	1.0	
15	0.0	0.0	1.9	2.9	1.0	
16	0.0	0.0	0.6	1.0	0.3	
17 or older	0.0	0.0	0.0	1.0	0.2	
N of Valid	167	184	160	102	613	
N of Miss	7	2	3	6	18	

Table 81: How wrong do you think it is for someone your age to: take a handgun to school?





Response	6	8	10	12	Total	
Very wrong	96.5	92.3	92.6	85.1	92.4	
Wrong	1.8	7.1	5.5	10.9	5.8	
A little bit wrong	0.6	0.0	1.8	3.0	1.1	
Not at all wrong	1.2	0.5	0.0	1.0	0.6	
N of Valid	171	182	163	101	617	
N of Miss	3	4	0	7	14	

Table 82: How wrong do you think it is for someone your age to: steal anything?





Response	6	8	10	12	Total	
Very wrong	72.9	66.9	73.5	66.7	70.3	
Wrong	24.7	28.2	23.5	30.3	26.3	
A little bit wrong	1.8	5.0	3.1	2.0	3.1	
Not at all wrong	0.6	0.0	0.0	1.0	0.3	
N of Valid	170	181	162	99	612	
N of Miss	4	5	1	9	19	

Table 83: How wrong do you think it is for someone your age to: pick a fight with someone?





Response	6	8	10	12	Total	
Very wrong	55.1	35.8	44.4	48.5	45.5	
Wrong	33.5	43.0	37.0	29.3	36.6	
A little bit wrong	8.4	19.0	16.0	14.1	14.5	
Not at all wrong	3.0	2.2	2.5	8.1	3.5	
N of Valid	167	179	162	99	607	
N of Miss	7	7	1	9	24	

Table 84: How wrong do you think it is for someone your age to: attack someone with the idea of seriously hurting them?





Response	6	8	10	12	Total	
Very wrong	88.9	80.4	82.0	69.7	81.5	
Wrong	8.2	14.5	11.2	23.2	13.3	
A little bit wrong	2.3	4.5	5.6	4.0	4.1	
Not at all wrong	0.6	0.6	1.2	3.0	1.1	
N of Valid	171	179	161	99	610	
N of Miss	3	7	2	9	21	

Table 85: How wrong do you think it is for someone your age to: stay away from school all day when their parents think they are at school?





Response	6	8	10	12	Total	
Very wrong	79.5	59.3	55.8	52.5	62.9	
Wrong	17.5	30.8	28.8	31.3	26.7	
A little bit wrong	2.3	8.2	13.5	14.1	8.9	
Not at all wrong	0.6	1.6	1.8	2.0	1.5	
N of Valid	171	182	163	99	615	
N of Miss	3	4	0	9	16	

Table 86: How wrong do you think it is for someone your age to: drink beer, wine or hard liquor (for example, vodka, whiskey, or gin) regularly?





Response	6	8	10	12	Total	
Very wrong	86.5	69.6	48.1	39.4	63.8	
Wrong	10.6	18.8	22.5	31.3	19.5	
A little bit wrong	0.6	8.8	23.1	18.2	11.8	
Not at all wrong	2.4	2.8	6.2	11.1	4.9	
N of Valid	170	181	160	99	610	
N of Miss	4	5	3	9	21	



Table 87: How wrong do you think it is for someone your age to: smoke cigarettes?





Response	6	8	10	12	Total	
Very wrong	88.2	78.6	63.4	57.0	73.7	
Wrong	8.8	14.8	20.5	19.0	15.3	
A little bit wrong	2.4	5.5	10.6	14.0	7.3	
Not at all wrong	0.6	1.1	5.6	10.0	3.6	
N of Valid	170	182	161	100	613	
N of Miss	4	4	2	8	18	

Table 88: How wrong do you think it is for someone your age to: smoke marijuana?





Response	6	8	10	12	Total	
Very wrong	94.0	79.0	57.5	45.5	72.0	
Wrong	3.0	8.3	17.5	21.2	11.4	
A little bit wrong	1.8	9.9	15.0	15.2	9.9	
Not at all wrong	1.2	2.8	10.0	18.2	6.8	
N of Valid	167	181	160	99	607	
N of Miss	7	5	3	9	24	

Table 89: How wrong do you think it is for someone your age to: use prescription drugs or non-prescription drugs for the purpose of getting high?





Response	6	8	10	12	Total	
Very wrong	94.7	91.7	82.0	77.6	87.7	
Wrong	3.5	5.5	10.6	17.3	8.2	
A little bit wrong	1.2	2.2	6.8	4.1	3.4	
Not at all wrong	0.6	0.6	0.6	1.0	0.7	
N of Valid	170	181	161	98	610	
N of Miss	4	5	2	10	21	

Table 90: How wrong do you think it is for someone your age to: use synthetic marijuana (K2, spice) or bath salts?

Response	6	8	10	12	Total	
Very wrong	95.2	91.7	86.2	83.3	89.9	
Wrong	3.0	6.1	10.6	14.6	7.8	
A little bit wrong	1.2	1.1	2.5	2.1	1.7	
Not at all wrong	0.6	1.1	0.6	0.0	0.7	
N of Valid	168	181	160	96	605	
N of Miss	6	5	3	12	26	

Table 91: How wrong do you think it is for someone your age to: use LSD, cocaine, amphetamines or another illegal drug?

Response	6	8	10	12	Total	
Very wrong	95.3	91.6	89.4	87.9	91.4	
Wrong	2.4	6.7	8.1	10.1	6.4	
A little bit wrong	1.2	1.1	1.9	1.0	1.3	
Not at all wrong	1.2	0.6	0.6	1.0	0.8	
N of Valid	169	179	161	99	608	
N of Miss	5	7	2	9	23	

Table 92: How wrong do you think it is for someone your age to: use e-cigarettes, e-cigars or e-hookahs (vaping)?

Response	6	8	10	12	Total	
Very wrong	86.1	64.1	42.2	49.0	61.8	
Wrong	9.1	18.2	21.7	22.4	17.4	
A little bit wrong	3.6	12.2	23.6	12.2	12.9	
Not at all wrong	1.2	5.5	12.4	16.3	7.9	
N of Valid	165	181	161	98	605	
N of Miss	9	5	2	10	26	

Table 93: At school during the past 12 months, did you receive help from the resource teacher, speech therapist or other special education teacher?

Response	6	8	10	12	Total
No	0.0	0.0	0.0	0.0	0.0
Yes	0.0	0.0	0.0	0.0	0.0
N of Valid	0	0	0	0	0
N of Miss	0	0	0	0	0

Table 94: How many times in the past year (12 months) have you: been suspended from school?

Response	6	8	10	12	Total
Never	95.9	92.9	92.0	91.7	93.3
1 to 2 times	3.5	6.0	4.3	7.3	5.1
3 to 5 times	0.6	1.1	3.1	1.0	1.5
6 to 9 times	0.0	0.0	0.6	0.0	0.2
10+ times	0.0	0.0	0.0	0.0	0.0
N of Valid	171	182	162	96	611
N of Miss	3	4	1	12	20

Table 95: How many times in the past year (12 months) have you: carried a handgun?

Response	6	8	10	12	Total
Never	95.3	95.0	94.4	92.6	94.6
1 to 2 times	2.4	2.2	1.9	2.1	2.1
3 to 5 times	1.2	1.7	0.6	1.1	1.2
6 to 9 times	0.0	0.6	0.6	1.1	0.5
10+ times	1.2	0.6	2.5	3.2	1.6
N of Valid	170	181	162	95	608
N of Miss	4	5	1	13	23

Table 96: How many times in the past year (12 months) have you: sold illegal drugs?






Response	6	8	10	12	Total	
Never	100.0	98.3	96.9	92.6	97.5	
1 to 2 times	0.0	1.1	0.6	3.2	1.0	
3 to 5 times	0.0	0.0	1.2	0.0	0.3	
6 to 9 times	0.0	0.0	0.0	1.1	0.2	
10+ times	0.0	0.6	1.2	3.2	1.0	
N of Valid	168	181	161	95	605	
N of Miss	6	5	2	13	26	

Table 97: How many times in the past year (12 months) have you: stolen or tried to steal a motor vehicle such as a car or motorcycle?





Response	6	8	10	12	Total	
Never	99.4	97.8	100.0	97.9	98.8	
1 to 2 times	0.6	1.1	0.0	0.0	0.5	
3 to 5 times	0.0	1.1	0.0	1.0	0.5	
6 to 9 times	0.0	0.0	0.0	0.0	0.0	
10+ times	0.0	0.0	0.0	1.0	0.2	
N of Valid	167	179	161	96	603	
N of Miss	7	7	2	12	28	

Table 98: How many times in the past year (12 months) have you: participated in clubs, organizations or activities at school?






Response	6	8	10	12	Total	
Never	32.7	33.9	19.4	36.2	30.1	
1 to 2 times	31.5	21.9	17.5	10.6	21.6	
3 to 5 times	17.6	16.4	20.0	22.3	18.6	
6 to 9 times	2.4	9.3	8.1	5.3	6.5	
10+ times	15.8	18.6	35.0	25.5	23.3	
N of Valid	165	183	160	94	602	
N of Miss	9	3	3	14	29	

Table 99: How many times in the past year (12 months) have you: been arrested?


Response	6	8	10	12	Total	
Never	100.0	97.3	96.9	95.7	97.7	
1 to 2 times	0.0	1.6	2.5	3.2	1.7	
3 to 5 times	0.0	1.1	0.6	0.0	0.5	
6 to 9 times	0.0	0.0	0.0	0.0	0.0	
10+ times	0.0	0.0	0.0	1.1	0.2	
N of Valid	167	182	160	94	603	
N of Miss	7	4	3	14	28	

Table 100: How many times in the past year (12 months) have you: attacked someone with the idea of seriously hurting them?


Response	6	8	10	12	Total	
Never	95.9	91.6	94.4	92.6	93.7	
1 to 2 times	2.4	7.3	4.4	5.3	4.8	
3 to 5 times	1.2	0.0	1.2	1.1	0.8	
6 to 9 times	0.6	0.6	0.0	0.0	0.3	
10+ times	0.0	0.6	0.0	1.1	0.3	
N of Valid	169	178	160	94	601	
N of Miss	5	8	3	14	30	

Table 101: How many times in the past year (12 months) have you: been drunk or high at school?


Response	6	8	10	12	Total	
Never	98.8	95.6	91.3	86.2	93.9	
1 to 2 times	0.6	2.7	5.0	5.3	3.1	
3 to 5 times	0.0	0.0	0.0	2.1	0.3	
6 to 9 times	0.0	1.1	1.9	1.1	1.0	
10+ times	0.6	0.5	1.9	5.3	1.7	
N of Valid	169	182	161	94	606	
N of Miss	5	4	2	14	25	

Table 102: How many times in the past year (12 months) have you: taken a handgun to school?





Response	6	8	10	12	Total	
Never	100.0	98.4	99.4	97.9	99.0	
1 to 2 times	0.0	1.1	0.6	0.0	0.5	
3 to 5 times	0.0	0.5	0.0	1.1	0.3	
6 to 9 times	0.0	0.0	0.0	0.0	0.0	
10+ times	0.0	0.0	0.0	1.1	0.2	
N of Valid	169	182	161	94	606	
N of Miss	5	4	2	14	25	

Table 103: How many times in the past year (12 months) have you: used e-cigarettes, e-cigars, or e-hookahs (vaping)?





Response	6	8	10	12	Total	
Never	100.0	98.4	99.4	97.9	99.0	
1 to 2 times	0.0	1.1	0.6	0.0	0.5	
3 to 5 times	0.0	0.5	0.0	1.1	0.3	
6 to 9 times	0.0	0.0	0.0	0.0	0.0	
10+ times	0.0	0.0	0.0	1.1	0.2	
N of Valid	169	182	161	94	606	
N of Miss	5	4	2	14	25	

Table 104: Are you currently on probation, or assigned a probation officer with Juvenile Court?



Response	6	8	10	12	Total	
No	98.5	98.3	98.6	94.7	97.9	
Yes	1.5	1.7	1.4	5.3	2.1	
N of Valid	136	173	139	75	523	
N of Miss	38	13	24	33	108	

Table 105: Have you ever belonged to a gang?


Response	6	8	10	12	Total	
No	93.5	94.5	91.9	96.8	93.9	
No, but would like to	1.2	2.7	3.7	1.1	2.3	
Yes, in the past	4.2	1.1	2.5	0.0	2.1	
Yes, belong now	1.2	1.6	1.9	2.1	1.7	
Yes, but would like to get out	0.0	0.0	0.0	0.0	0.0	
N of Valid	168	182	161	95	606	
N of Miss	6	4	2	13	25	

Table 106: If you have ever belonged to a gang, did that gang have a name?


Response	6	8	10	12	Total	
No	11.3	14.3	10.0	12.8	12.1	
Yes	4.8	3.3	3.8	2.1	3.6	
I have never belonged to a gang	83.9	82.4	86.2	85.1	84.3	
N of Valid	168	182	160	94	604	
N of Miss	6	4	3	14	27	

Table 107: You are at a party at someone's house, and one of your friends offers you a drink containing alcohol. What would you say or do?

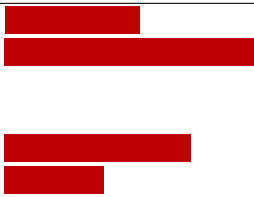
Response	6	8	10	12	Total	
Drink it	4.8	19.0	30.4	28.4	19.6	
Tell your friend, 'No thanks, I don't drink' and suggest that you and your friend go and do something else	47.0	43.6	32.3	25.3	38.6	
Just say, 'No thanks' and walk away	28.9	22.3	27.2	38.9	28.1	
Make up a good excuse, tell your friend you had something else to do, and leave	19.3	15.1	10.1	7.4	13.7	
N of Valid	166	179	158	95	598	
N of Miss	8	7	5	13	33	

Table 108: How often do you attend religious services or activities?





Response	6	8	10	12	Total	
Never	23.0	10.0	8.7	15.8	14.1	
Rarely	19.4	16.7	14.3	21.1	17.5	
1-2 Times a Month	3.6	12.2	14.3	15.8	11.0	
About Once a Week or More	53.9	61.1	62.7	47.4	57.4	
N of Valid	165	180	161	95	601	
N of Miss	9	6	2	13	30	

Table 109: I think sometimes it's okay to cheat at school.





Response	6	8	10	12	Total	
NO!	61.5	39.2	21.7	22.1	38.1	
no	33.1	46.4	48.4	40.0	42.2	
yes	3.0	13.3	24.8	29.5	16.0	
YES!	2.4	1.1	5.0	8.4	3.6	
N of Valid	169	181	161	95	606	
N of Miss	5	5	2	13	25	

Table 110: It is important to think before you act.





Response	6	8	10	12	Total	
NO!	2.4	1.1	1.2	1.1	1.5	
no	1.2	3.9	0.6	1.1	1.8	
yes	35.3	36.5	33.8	40.0	36.0	
YES!	61.2	58.6	64.4	57.9	60.7	
N of Valid	170	181	160	95	606	
N of Miss	4	5	3	13	25	



Table 111: Sometimes I think that life is not worth it.





Response	6	8	10	12	Total	
NO!	50.9	36.3	39.1	44.2	42.3	
no	24.6	24.7	21.7	21.1	23.3	
yes	17.4	24.2	24.8	23.2	22.3	
YES!	7.2	14.8	14.3	11.6	12.1	
N of Valid	167	182	161	95	605	
N of Miss	7	4	2	13	26	

Table 112: At times I think I am no good at all.





Response	6	8	10	12	Total	
NO!	29.8	22.5	23.6	29.5	25.9	
no	25.0	27.5	21.1	30.5	25.6	
yes	28.6	34.6	35.4	25.3	31.7	
YES!	16.7	15.4	19.9	14.7	16.8	
N of Valid	168	182	161	95	606	
N of Miss	6	4	2	13	25	

Table 113: All in all, I am inclined to think that I am a failure.





Response	6	8	10	12	Total	
NO!	44.2	37.7	33.5	40.0	38.7	
no	33.9	30.6	34.8	31.6	32.8	
yes	12.1	23.0	18.6	17.9	18.0	
YES!	9.7	8.7	13.0	10.5	10.4	
N of Valid	165	183	161	95	604	
N of Miss	9	3	2	13	27	

Table 114: In the past year, have you felt depressed or sad MOST days, even if you felt okay sometimes?





Response	6	8	10	12	Total	
NO!	28.0	29.1	24.8	28.4	27.6	
no	23.8	22.5	18.6	24.2	22.1	
yes	32.7	26.4	31.7	28.4	29.9	
YES!	15.5	22.0	24.8	18.9	20.5	
N of Valid	168	182	161	95	606	
N of Miss	6	4	2	13	25	

Table 115: It is all right to beat up people if they start the fight.





Response	6	8	10	12	Total	
NO!	47.9	35.7	23.6	21.1	33.5	
no	23.0	26.4	26.7	17.9	24.2	
yes	20.6	23.1	23.0	36.8	24.5	
YES!	8.5	14.8	26.7	24.2	17.7	
N of Valid	165	182	161	95	603	
N of Miss	9	4	2	13	28	

Table 116: I think it is okay to take something without asking if you can get away with it.





Response	6	8	10	12	Total	
NO!	76.6	64.8	65.0	62.1	67.7	
no	22.2	31.3	31.2	32.6	29.0	
yes	1.2	2.7	3.1	4.2	2.6	
YES!	0.0	1.1	0.6	1.1	0.7	
N of Valid	167	182	160	95	604	
N of Miss	7	4	3	13	27	

Table 117: Where do you get the most information about living a drug and alcohol free life? Parents/guardians





Response	6	8	10	12	Total	
All the time	52.1	48.6	49.7	48.4	49.8	
Most	18.4	21.8	16.1	16.8	18.6	
Some	11.0	16.2	18.0	18.9	15.7	
Very little	18.4	13.4	16.1	15.8	15.9	
N of Valid	163	179	161	95	598	
N of Miss	11	7	2	13	33	

Table 118: Where do you get the most information about living a drug and alcohol free life? Friends





Response	6	8	10	12	Total	
All the time	23.9	18.4	7.5	13.8	16.2	
Most	17.6	14.4	15.1	17.0	15.9	
Some	16.4	23.0	27.7	27.7	23.2	
Very little	42.1	44.3	49.7	41.5	44.7	
N of Valid	159	174	159	94	586	
N of Miss	15	12	4	14	45	

Table 119: Where do you get the most information about living a drug and alcohol free life? Family members





Response	6	8	10	12	Total	
All the time	44.4	41.2	46.2	31.9	42.0	
Most	18.5	27.7	14.4	21.3	20.6	
Some	19.8	15.8	19.4	23.4	19.1	
Very little	17.3	15.3	20.0	23.4	18.4	
N of Valid	162	177	160	94	593	
N of Miss	12	9	3	14	38	

Table 120: Where do you get the most information about living a drug and alcohol free life? School





Response	6	8	10	12	Total	
All the time	67.7	63.3	55.9	46.8	59.9	
Most	13.4	20.3	21.1	20.2	18.6	
Some	8.5	10.2	16.1	20.2	12.9	
Very little	10.4	6.2	6.8	12.8	8.6	
N of Valid	164	177	161	94	596	
N of Miss	10	9	2	14	35	

Table 121: Where do you get the most information about living a drug and alcohol free life? Internet





Response	6	8	10	12	Total	
All the time	22.8	21.3	22.5	10.6	20.3	
Most	12.0	23.0	16.2	21.3	17.9	
Some	22.8	24.1	21.9	31.9	24.4	
Very little	42.4	31.6	39.4	36.2	37.4	
N of Valid	158	174	160	94	586	
N of Miss	16	12	3	14	45	

Table 122: Where do you get the most information about living a drug and alcohol free life? TV





Response	6	8	10	12	Total	
All the time	28.5	23.0	20.8	12.9	22.3	
Most	13.3	24.2	17.0	24.7	19.4	
Some	25.3	24.7	26.4	31.2	26.4	
Very little	32.9	28.1	35.8	31.2	32.0	
N of Valid	158	178	159	93	588	
N of Miss	16	8	4	15	43	

Table 123: Where do you get the most information about living a drug and alcohol free life? Social media

Response	6	8	10	12	Total
All the time	14.5	15.8	15.1	9.8	14.3
Most	8.8	15.8	12.6	16.3	13.1
Some	15.1	24.3	21.4	30.4	22.0
Very little	61.6	44.1	50.9	43.5	50.6
N of Valid	159	177	159	92	587
N of Miss	15	9	4	16	44

Table 124: How much do you think people risk harming themselves (physically or in other ways) if they: smoked one or more packs of cigarettes per day?

Response	6	8	10	12	Total
No risk	12.3	7.2	3.1	6.4	7.4
Slight risk	11.7	8.3	6.2	11.7	9.2
Moderate risk	23.3	21.0	14.4	19.1	19.6
Great risk	52.8	63.5	76.2	62.8	63.9
N of Valid	163	181	160	94	598
N of Miss	11	5	3	14	33

Table 125: How much do you think people risk harming themselves (physically or in other ways) if they: try marijuana once or twice?

Response	6	8	10	12	Total
No risk	12.3	22.5	25.8	36.6	22.8
Slight risk	21.0	23.6	39.0	22.6	26.9
Moderate risk	32.1	22.5	14.5	16.1	22.0
Great risk	34.6	31.5	20.8	24.7	28.4
N of Valid	162	178	159	93	592
N of Miss	12	8	4	15	39

Table 126: How much do you think people risk harming themselves (physically or in other ways) if they: smoke marijuana once or twice a week?





Response	6	8	10	12	Total	
No risk	12.4	14.8	15.1	24.7	15.8	
Slight risk	7.5	13.1	19.5	22.6	14.8	
Moderate risk	26.1	27.8	28.9	21.5	26.7	
Great risk	54.0	44.3	36.5	31.2	42.8	
N of Valid	161	176	159	93	589	
N of Miss	13	10	4	15	42	

Table 127: How much do you think people risk harming themselves (physically or in other ways) if they: take one or two drinks of an alcoholic beverage (beer, wine, liquor) nearly every day?





Response	6	8	10	12	Total	
No risk	16.6	8.5	8.8	14.0	11.7	
Slight risk	11.7	21.6	18.2	22.6	18.1	
Moderate risk	22.1	28.4	32.1	26.9	27.4	
Great risk	49.7	41.5	40.9	36.6	42.8	
N of Valid	163	176	159	93	591	
N of Miss	11	10	4	15	40	

Table 128: How much do you think people risk harming themselves (physically or in other ways) if they: have five or more drinks of an alcoholic beverage once or twice a weekend?





Response	6	8	10	12	Total	
No risk	13.6	6.7	6.2	10.8	9.1	
Slight risk	7.4	11.2	13.8	21.5	12.5	
Moderate risk	18.5	32.4	33.1	23.7	27.4	
Great risk	60.5	49.7	46.9	44.1	51.0	
N of Valid	162	179	160	93	594	
N of Miss	12	7	3	15	37	

Table 129: How much do you think people risk harming themselves (physically or in other ways) if they: use prescription drugs that are not prescribed to them?


Response	6	8	10	12	Total	
No risk	9.9	8.5	1.3	7.5	6.8	
Slight risk	3.1	4.5	3.8	7.5	4.4	
Moderate risk	14.2	12.4	21.4	19.4	16.4	
Great risk	72.8	74.6	73.6	65.6	72.4	
N of Valid	162	177	159	93	591	
N of Miss	12	9	4	15	40	

Table 130: How much do you think people risk harming themselves (physically or in other ways) if they: use non-prescription drugs to get high?


Response	6	8	10	12	Total	
No risk	11.0	8.5	1.3	6.5	7.0	
Slight risk	3.7	0.6	2.5	12.0	3.7	
Moderate risk	14.7	12.5	13.3	20.7	14.6	
Great risk	70.6	78.4	82.9	60.9	74.7	
N of Valid	163	176	158	92	589	
N of Miss	11	10	5	16	42	

Table 131: How much do you think people risk harming themselves (physically or in other ways) if they: use e-cigarettes, e-cigars, or e-hookahs?

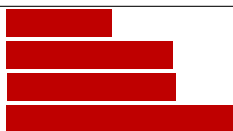
Response	6	8	10	12	Total	
No risk	15.0	14.5	12.6	18.5	14.7	
Slight risk	14.4	21.8	36.5	29.3	24.9	
Moderate risk	25.6	24.0	25.2	27.2	25.3	
Great risk	45.0	39.7	25.8	25.0	35.1	
N of Valid	160	179	159	92	590	
N of Miss	14	7	4	16	41	

Table 132: Have you ever used smokeless tobacco (chew, snuff, plug, dipping tobacco, or chewing tobacco)?






Response	6	8	10	12	Total	
Never	97.5	91.2	80.6	84.8	89.1	
Once or Twice	2.5	5.5	7.5	6.5	5.4	
Once in a while but not regularly	0.0	1.7	2.5	1.1	1.3	
Regularly in the past	0.0	0.6	5.0	3.3	2.0	
Regularly now	0.0	1.1	4.4	4.3	2.2	
N of Valid	162	181	160	92	595	
N of Miss	12	5	3	16	36	

Table 133: How often have you used smokeless tobacco during the past 30 days?







Response	6	8	10	12	Total	
Not at all	100.0	96.1	90.6	92.4	95.1	
Once or twice	0.0	1.7	4.4	3.3	2.2	
Once or twice per week	0.0	1.1	0.6	0.0	0.5	
Three to five times per week	0.0	0.6	0.6	0.0	0.3	
About once a day	0.0	0.6	0.6	1.1	0.5	
More than once a day	0.0	0.0	3.1	3.3	1.3	
N of Valid	161	180	160	92	593	
N of Miss	13	6	3	16	38	

Table 134: Have you ever smoked cigarettes?






Response	6	8	10	12	Total	
Never	93.2	86.7	76.2	67.4	82.7	
Once or Twice	6.2	6.7	14.4	18.5	10.4	
Once in a while but not regularly	0.6	5.0	4.4	6.5	3.9	
Regularly in the past	0.0	1.7	3.8	6.5	2.5	
Regularly now	0.0	0.0	1.2	1.1	0.5	
N of Valid	162	180	160	92	594	
N of Miss	12	6	3	16	37	



Table 135: How frequently have you smoked cigarettes during the past 30 days?

Response	6	8	10	12	Total	
Not at all	100.0	97.2	91.8	88.0	95.1	
Less than one cigarette per day	0.0	1.7	5.7	9.8	3.5	
One to five cigarettes per day	0.0	1.1	2.5	1.1	1.2	
About one-half pack per day	0.0	0.0	0.0	0.0	0.0	
About one pack per day	0.0	0.0	0.0	0.0	0.0	
About one and one-half packs per day	0.0	0.0	0.0	0.0	0.0	
Two packs or more per day	0.0	0.0	0.0	1.1	0.2	
N of Valid	162	179	159	92	592	
N of Miss	12	7	4	16	39	

Table 136: Which statement best describes rules about smoking inside your home or your family cars?

Response	6	8	10	12	Total	
Smoking is not allowed anywhere inside your home or cars	68.9	59.0	71.9	68.5	66.7	
Smoking is allowed in some places and at some times or in some cars	9.3	11.8	8.8	10.9	10.2	
Smoking is allowed anywhere inside the home or cars	2.5	3.4	5.0	5.4	3.9	
There are no rules about smoking inside the home or cars	3.7	3.4	6.9	3.3	4.4	
I don't know	15.5	22.5	7.5	12.0	14.9	
N of Valid	161	178	160	92	591	
N of Miss	13	8	3	16	40	

Table 137: Have you ever used e-cigarettes, e-cigars, or e-hookahs (vaping)?

Response	6	8	10	12	Total	
Never	94.4	69.9	53.8	58.9	70.6	
Once or Twice	4.3	13.1	15.6	14.4	11.6	
Once in a while but not regularly	1.2	9.7	10.6	13.3	8.2	
Regularly in the past	0.0	2.3	6.9	2.2	2.9	
Regularly now	0.0	5.1	13.1	11.1	6.8	
N of Valid	162	176	160	90	588	
N of Miss	12	10	3	18	43	

Table 138: How frequently have you used e-cigarettes, e-cigars, or e-hookahs (vaping)?








Response	6	8	10	12	Total	
Not at all	98.8	82.3	70.0	73.3	82.1	
Less than 10 puffs per day	1.2	12.7	15.0	14.4	10.5	
10 to 50 puffs per day	0.0	2.8	10.6	7.8	4.9	
About one-half cartomiser per day	0.0	0.6	0.0	1.1	0.3	
About one cartomiser per day	0.0	1.1	2.5	1.1	1.2	
About one and one-half cartomisers per day	0.0	0.0	1.9	0.0	0.5	
Two cartomisers or more per day	0.0	0.6	0.0	2.2	0.5	
N of Valid	162	181	160	90	593	
N of Miss	12	5	3	18	38	

Table 139: During this school year, were you taught in any of your classes about the dangers of tobacco use?






Response	6	8	10	12	Total	
Never	17.8	14.9	21.2	36.3	20.7	
Rarely	8.0	14.9	23.1	16.5	15.5	
Sometimes	23.3	18.2	18.1	24.2	20.5	
Often	27.6	27.1	17.5	17.6	23.2	
Almost always	23.3	24.9	20.0	5.5	20.2	
N of Valid	163	181	160	91	595	
N of Miss	11	5	3	17	36	

Table 140: During the past 12 months, have you participated in any community activities to discourage people your age from using cigarettes, chewing tobacco, snuff, dip or cigars, e-cigarettes, e-cigars, or e-hookahs?






Response	6	8	10	12	Total	
Never	58.8	59.6	68.8	77.8	64.6	
Rarely	17.5	15.2	13.8	10.0	14.6	
Sometimes	6.9	14.6	9.4	8.9	10.2	
Often	6.2	4.5	3.8	2.2	4.4	
Almost always	10.6	6.2	4.4	1.1	6.1	
N of Valid	160	178	160	90	588	
N of Miss	14	8	3	18	43	

Table 141: Think back over the last two weeks. How many times have you had five or more alcoholic drinks in a row?


Response	6	8	10	12	Total	
None	98.8	93.9	87.5	81.3	91.5	
Once	0.6	2.8	6.9	8.8	4.2	
Twice	0.6	2.2	2.5	2.2	1.9	
3-5 times	0.0	0.0	2.5	3.3	1.2	
6-9 times	0.0	0.6	0.0	1.1	0.3	
10 or more times	0.0	0.6	0.6	3.3	0.8	
N of Valid	160	179	160	91	590	
N of Miss	14	7	3	17	41	

Table 142: During the past 30 days, how many times did you ride in a car or other vehicle driven by someone who had been drinking alcohol or using drugs to get high?


Response	6	8	10	12	Total	
0 times	94.2	87.0	83.8	87.9	88.2	
1 time	3.8	5.1	8.1	3.3	5.3	
2 or 3 times	0.6	4.0	6.2	4.4	3.8	
4 or 5 times	0.6	1.7	1.2	0.0	1.0	
6 or more times	0.6	2.3	0.6	4.4	1.7	
N of Valid	156	177	160	91	584	
N of Miss	18	9	3	17	47	

Table 143: During the past 30 days, how many times did you drive a car or other vehicle when you had been drinking alcohol or using drugs to get high?


Response	6	8	10	12	Total	
I did not drive a car in the past 30 days	42.7	57.5	31.6	29.2	42.2	
0 times	57.3	40.2	64.6	61.8	54.7	
1 time	0.0	1.1	3.2	2.2	1.5	
2 or 3 times	0.0	0.6	0.6	4.5	1.0	
4 or 5 times	0.0	0.6	0.0	0.0	0.2	
6 or more times	0.0	0.0	0.0	2.2	0.3	
N of Valid	157	179	158	89	583	
N of Miss	17	7	5	19	48	

Table 144: If you drank alcohol (not just a sip or taste) in the past year, where did you usually drink it?

Response	6	8	10	12	Total	
I did not drink alcohol in the past year	96.2	81.0	57.8	54.5	74.9	
At my home	1.3	5.7	13.0	23.9	9.2	
At someone else's home	1.9	10.3	24.7	19.3	13.2	
At an open area like a park, beach, field, back road, woods, or a street corner	0.0	1.7	2.6	1.1	1.4	
At a sporting event or concert	0.0	0.0	0.0	0.0	0.0	
At a restaurant, bar, or a nightclub	0.6	0.0	0.6	0.0	0.3	
At an empty building or a construction site	0.0	0.0	0.0	0.0	0.0	
At a hotel/motel	0.0	0.6	0.6	0.0	0.3	
An a car	0.0	0.6	0.0	0.0	0.2	
At school	0.0	0.0	0.6	1.1	0.3	
N of Valid	158	174	154	88	574	
N of Miss	16	12	9	20	57	

Table 145: How do you feel about someone your age having one or two drinks of an alcoholic beverage nearly every day?

Response	6	8	10	12	Total	
Neither approve nor disapprove	12.1	21.8	30.8	33.3	23.4	
Somewhat disapprove	4.5	8.4	20.1	23.3	12.8	
Strongly disapprove	63.7	50.8	39.0	31.1	48.0	
Don't know or can't say	19.7	19.0	10.1	12.2	15.7	
N of Valid	157	179	159	90	585	
N of Miss	17	7	4	18	46	

Table 146: On how many occasions have you had alcoholic beverages (beer, wine or hard liquor) to drink in your lifetime - more than just a few sips?

Response	6	8	10	12	Total	
0	91.3	75.1	53.2	44.0	68.8	
1-2	3.7	11.9	16.5	11.0	10.7	
3-5	3.1	6.2	8.2	22.0	8.3	
6-9	0.6	2.3	7.0	6.6	3.7	
10+	1.2	4.5	15.2	16.5	8.3	
N of Valid	161	177	158	91	587	
N of Miss	13	9	5	17	44	

Table 147: On how many occasions have you drunk one of more drinks of an alcoholic beverage during the past 30 days?






Response	6	8	10	12	Total	
0	98.1	92.1	74.7	74.7	86.3	
1-2	1.2	6.2	15.8	12.1	8.4	
3-5	0.0	0.6	6.3	8.8	3.2	
6-9	0.0	0.6	0.0	1.1	0.3	
10+	0.6	0.6	3.2	3.3	1.7	
N of Valid	160	177	158	91	586	
N of Miss	14	9	5	17	45	

Table 148: On how many occasions have you used marijuana (grass, pot) or hashish (hash, hash oil) in your lifetime?






Response	6	8	10	12	Total	
0	98.7	92.0	78.5	70.3	86.8	
1-2	0.6	1.7	7.0	7.7	3.8	
3-5	0.0	1.7	5.1	2.2	2.2	
6-9	0.0	1.7	1.9	4.4	1.7	
10+	0.6	2.8	7.6	15.4	5.5	
N of Valid	159	176	158	91	584	
N of Miss	15	10	5	17	47	

Table 149: On how many occasions have you used marijuana (grass, pot) or hashish (hash, hash oil) during the past 30 days?






Response	6	8	10	12	Total	
0	99.4	96.0	90.5	85.7	93.8	
1-2	0.6	1.7	3.8	3.3	2.2	
3-5	0.0	0.6	1.9	3.3	1.2	
6-9	0.0	0.6	0.6	1.1	0.5	
10+	0.0	1.1	3.2	6.6	2.2	
N of Valid	159	177	158	91	585	
N of Miss	15	9	5	17	46	

Table 150: On how many occasions have you used LSD or other psychedelics in your lifetime?

Response	6	8	10	12	Total	
0	100.0	98.9	97.5	98.9	98.8	
1-2	0.0	0.6	2.5	1.1	1.0	
3-5	0.0	0.0	0.0	0.0	0.0	
6-9	0.0	0.6	0.0	0.0	0.2	
10+	0.0	0.0	0.0	0.0	0.0	
N of Valid	159	178	159	91	587	
N of Miss	15	8	4	17	44	

Table 151: On how many occasions have you used LSD or other psychedelics during the past 30 days?

Response	6	8	10	12	Total	
0	100.0	99.4	99.4	98.9	99.5	
1-2	0.0	0.0	0.6	1.1	0.3	
3-5	0.0	0.0	0.0	0.0	0.0	
6-9	0.0	0.6	0.0	0.0	0.2	
10+	0.0	0.0	0.0	0.0	0.0	
N of Valid	157	177	159	91	584	
N of Miss	17	9	4	17	47	

Table 152: On how many occasions have you used cocaine or crack in your lifetime?

Response	6	8	10	12	Total	
0	100.0	98.3	98.7	97.8	98.8	
1-2	0.0	1.1	1.3	2.2	1.0	
3-5	0.0	0.0	0.0	0.0	0.0	
6-9	0.0	0.0	0.0	0.0	0.0	
10+	0.0	0.6	0.0	0.0	0.2	
N of Valid	160	177	159	91	587	
N of Miss	14	9	4	17	44	

Table 153: On how many occasions have you used cocaine or crack during the past 30 days?



Response	6	8	10	12	Total	
0	100.0	99.4	100.0	100.0	99.8	
1-2	0.0	0.6	0.0	0.0	0.2	
3-5	0.0	0.0	0.0	0.0	0.0	
6-9	0.0	0.0	0.0	0.0	0.0	
10+	0.0	0.0	0.0	0.0	0.0	
N of Valid	160	177	159	91	587	
N of Miss	14	9	4	17	44	

Table 154: On how many occasions have you sniffed glue, breathed the contents of an aerosol spray can, or inhaled other gases or sprays, in order to get high in your lifetime?






Response	6	8	10	12	Total	
0	98.7	90.4	95.6	93.4	94.5	
1-2	0.0	5.1	1.3	5.5	2.7	
3-5	0.6	2.2	1.3	1.1	1.4	
6-9	0.0	0.0	0.6	0.0	0.2	
10+	0.6	2.2	1.3	0.0	1.2	
N of Valid	159	178	159	91	587	
N of Miss	15	8	4	17	44	

Table 155: On how many occasions have you sniffed glue, breathed the contents of an aerosol spray can, or inhaled other gases or sprays, in order to get high during the past 30 days?






Response	6	8	10	12	Total	
0	98.1	97.2	98.1	100.0	98.1	
1-2	1.3	1.1	1.3	0.0	1.0	
3-5	0.0	1.1	0.0	0.0	0.3	
6-9	0.0	0.6	0.0	0.0	0.2	
10+	0.6	0.0	0.6	0.0	0.3	
N of Valid	159	176	159	91	585	
N of Miss	15	10	4	17	46	

Table 156: On how many occasions have you used Pegaramide (peg, Peggy, etc.) in your lifetime?


Response	6	8	10	12	Total	
0	100.0	100.0	100.0	100.0	100.0	
1-2	0.0	0.0	0.0	0.0	0.0	
3-5	0.0	0.0	0.0	0.0	0.0	
6-9	0.0	0.0	0.0	0.0	0.0	
10+	0.0	0.0	0.0	0.0	0.0	
N of Valid	159	175	159	90	583	
N of Miss	15	11	4	18	48	

Table 157: On how many occasions have you used Pegaramide (peg, Peggy, etc.) during the past 30 days?


Response	6	8	10	12	Total	
0	100.0	100.0	100.0	100.0	100.0	
1-2	0.0	0.0	0.0	0.0	0.0	
3-5	0.0	0.0	0.0	0.0	0.0	
6-9	0.0	0.0	0.0	0.0	0.0	
10+	0.0	0.0	0.0	0.0	0.0	
N of Valid	158	177	159	90	584	
N of Miss	16	9	4	18	47	

Table 158: On how many occasions have you used synthetic marijuana (K2, spice) in your lifetime?




Response	6	8	10	12	Total	
0	100.0	98.9	96.2	98.9	98.5	
1-2	0.0	0.6	3.8	1.1	1.4	
3-5	0.0	0.0	0.0	0.0	0.0	
6-9	0.0	0.0	0.0	0.0	0.0	
10+	0.0	0.6	0.0	0.0	0.2	
N of Valid	161	177	158	90	586	
N of Miss	13	9	5	18	45	



Table 159: On how many occasions have you used synthetic marijuana (K2, spice) during the past 30 days?



Response	6	8	10	12	Total	
0	100.0	99.4	99.4	100.0	99.7	
1-2	0.0	0.6	0.6	0.0	0.3	
3-5	0.0	0.0	0.0	0.0	0.0	
6-9	0.0	0.0	0.0	0.0	0.0	
10+	0.0	0.0	0.0	0.0	0.0	
N of Valid	159	176	158	90	583	
N of Miss	15	10	5	18	48	

Table 160: On how many occasions have you used methamphetamines (meth, speed, crank, crystal meth) in your lifetime?




Response	6	8	10	12	Total	
0	100.0	98.9	98.1	100.0	99.1	
1-2	0.0	0.6	0.6	0.0	0.3	
3-5	0.0	0.0	0.0	0.0	0.0	
6-9	0.0	0.0	0.0	0.0	0.0	
10+	0.0	0.6	1.3	0.0	0.5	
N of Valid	159	177	158	90	584	
N of Miss	15	9	5	18	47	

Table 161: On how many occasions have you used methamphetamines (meth, speed, crank, crystal meth) in the past 30 days?



Response	6	8	10	12	Total	
0	100.0	99.4	100.0	100.0	99.8	
1-2	0.0	0.0	0.0	0.0	0.0	
3-5	0.0	0.0	0.0	0.0	0.0	
6-9	0.0	0.6	0.0	0.0	0.2	
10+	0.0	0.0	0.0	0.0	0.0	
N of Valid	159	177	159	90	585	
N of Miss	15	9	4	18	46	

Table 162: On how many occasions have you used other chemical products (bath salts, plant food, etc.) in your lifetime?





Response	6	8	10	12	Total	
0	99.4	98.3	98.7	100.0	99.0	
1-2	0.6	0.0	0.0	0.0	0.2	
3-5	0.0	1.1	0.6	0.0	0.5	
6-9	0.0	0.0	0.0	0.0	0.0	
10+	0.0	0.6	0.6	0.0	0.3	
N of Valid	156	174	158	89	577	
N of Miss	18	12	5	19	54	

Table 163: On how many occasions have you used other chemical products (bath salts, plant food, etc.) during the past 30 days?




Response	6	8	10	12	Total	
0	100.0	98.9	100.0	98.9	99.5	
1-2	0.0	0.0	0.0	1.1	0.2	
3-5	0.0	1.1	0.0	0.0	0.3	
6-9	0.0	0.0	0.0	0.0	0.0	
10+	0.0	0.0	0.0	0.0	0.0	
N of Valid	157	174	159	90	580	
N of Miss	17	12	4	18	51	

Table 164: On how many occasions have you used heroin or other opiates in your lifetime?





Response	6	8	10	12	Total	
0	100.0	98.9	97.5	100.0	99.0	
1-2	0.0	0.0	1.3	0.0	0.3	
3-5	0.0	0.0	0.0	0.0	0.0	
6-9	0.0	0.0	0.6	0.0	0.2	
10+	0.0	1.1	0.6	0.0	0.5	
N of Valid	159	174	159	90	582	
N of Miss	15	12	4	18	49	

Table 165: On how many occasions have you used heroin or other opiates during the past 30 days?



Response	6	8	10	12	Total	
0	100.0	99.4	100.0	100.0	99.8	
1-2	0.0	0.0	0.0	0.0	0.0	
3-5	0.0	0.6	0.0	0.0	0.2	
6-9	0.0	0.0	0.0	0.0	0.0	
10+	0.0	0.0	0.0	0.0	0.0	
N of Valid	157	172	159	90	578	
N of Miss	17	14	4	18	53	

Table 166: On how many occasions have you used MDMA ('X', 'E', or ecstasy) in your lifetime?




Response	6	8	10	12	Total	
0	100.0	100.0	97.5	100.0	99.3	
1-2	0.0	0.0	1.9	0.0	0.5	
3-5	0.0	0.0	0.0	0.0	0.0	
6-9	0.0	0.0	0.0	0.0	0.0	
10+	0.0	0.0	0.6	0.0	0.2	
N of Valid	159	176	159	90	584	
N of Miss	15	10	4	18	47	

Table 167: On how many occasions have you used MDMA ('X', 'E', or ecstasy) during the past 30 days?


Response	6	8	10	12	Total	
0	100.0	100.0	100.0	100.0	100.0	
1-2	0.0	0.0	0.0	0.0	0.0	
3-5	0.0	0.0	0.0	0.0	0.0	
6-9	0.0	0.0	0.0	0.0	0.0	
10+	0.0	0.0	0.0	0.0	0.0	
N of Valid	156	177	158	89	580	
N of Miss	18	9	5	19	51	

Table 168: On how many occasions have you taken prescription drugs (such as Valium, Xanax, Ritalin, Adderall, OxyContin, Tramadol, or sleeping pills) not prescribed to you in your lifetime?


Response	6	8	10	12	Total	
0	97.5	91.5	90.5	91.0	92.8	
1-2	2.5	2.8	4.4	2.2	3.1	
3-5	0.0	2.3	1.9	1.1	1.4	
6-9	0.0	0.6	1.3	3.4	1.0	
10+	0.0	2.8	1.9	2.2	1.7	
N of Valid	158	177	158	89	582	
N of Miss	16	9	5	19	49	

Table 169: On how many occasions have you taken prescription drugs (such as Valium, Xanax, Ritalin, Adderall, OxyContin, Tramadol, or sleeping pills) not prescribed to you during the past 30 days?


Response	6	8	10	12	Total	
0	100.0	96.1	98.7	97.8	98.1	
1-2	0.0	1.1	0.6	2.2	0.9	
3-5	0.0	1.1	0.0	0.0	0.3	
6-9	0.0	0.6	0.0	0.0	0.2	
10+	0.0	1.1	0.6	0.0	0.5	
N of Valid	156	178	159	89	582	
N of Miss	18	8	4	19	49	

Table 170: On how many occasions have you taken non-prescription medicines such as diet pills (for example, Dietac, Dexatrim or Prolamine), stay-awake pills (for example No-Doz, Vivarin, or Wake), or cough or cold medicines (robos, DXM, etc.) to get high in your lifetime?


Response	6	8	10	12	Total	
0	98.7	95.5	95.6	97.8	96.7	
1-2	1.3	2.8	1.3	0.0	1.5	
3-5	0.0	0.0	1.3	1.1	0.5	
6-9	0.0	0.0	0.6	0.0	0.2	
10+	0.0	1.7	1.3	1.1	1.0	
N of Valid	156	178	158	89	581	
N of Miss	18	8	5	19	50	

Table 171: On how many occasions have you taken non-prescription medicines such as diet pills (for example, Dietac, Dexatrim or Prolamine), stay-awake pills (for example No-Doz, Vivarin, or Wake), or cough or cold medicines (robos, DXM, etc.) to get high during the past 30 days?




Response	6	8	10	12	Total	
0	100.0	96.6	99.4	98.9	98.6	
1-2	0.0	2.8	0.6	1.1	1.2	
3-5	0.0	0.0	0.0	0.0	0.0	
6-9	0.0	0.0	0.0	0.0	0.0	
10+	0.0	0.6	0.0	0.0	0.2	
N of Valid	157	176	158	89	580	
N of Miss	17	10	5	19	51	

Table 172: On how many occasions have you been drunk or very high from drinking alcoholic beverages during the past 30 days?






Response	6	8	10	12	Total	
0	100.0	97.1	89.2	83.9	93.8	
1-2	0.0	0.6	7.6	8.0	3.5	
3-5	0.0	1.1	1.9	2.3	1.2	
6-9	0.0	0.6	0.0	2.3	0.5	
10+	0.0	0.6	1.3	3.4	1.0	
N of Valid	157	175	158	87	577	
N of Miss	17	11	5	21	54	

Table 173: On how many occasions have you drunk flavored alcoholic beverages, sometimes called 'alcopops' (like Mike's Hard Lemonade, Smirnoff Ice, Bacardi Breezers, etc.) in your lifetime?






Response	6	8	10	12	Total	
0	96.8	84.7	66.0	64.8	79.8	
1-2	1.9	7.4	8.8	9.1	6.6	
3-5	0.6	4.5	6.3	12.5	5.2	
6-9	0.0	1.1	8.2	2.3	2.9	
10+	0.6	2.3	10.7	11.4	5.5	
N of Valid	156	176	159	88	579	
N of Miss	18	10	4	20	52	

Table 174: On how many occasions have you drunk flavored alcoholic beverages, sometimes called 'alcopops' (like Mike's Hard Lemonade, Smirnoff Ice, Bacardi Breezers, etc.) during the past 30 days?






Response	6	8	10	12	Total	
0	98.7	96.1	84.3	85.4	91.9	
1-2	1.3	2.8	10.7	10.1	5.7	
3-5	0.0	0.0	3.1	3.4	1.4	
6-9	0.0	0.6	0.0	0.0	0.2	
10+	0.0	0.6	1.9	1.1	0.9	
N of Valid	153	178	159	89	579	
N of Miss	21	8	4	19	52	

Table 175: If you smoked cigarettes (not just a puff or drag) in the past year, how did you usually get them?










Response	6	8	10	12	Total	
I did not smoke cigarettes in the past year	96.6	91.6	89.6	84.7	91.3	
I bought them myself with a fake ID	0.0	0.0	0.6	0.0	0.2	
I bought them myself without a fake ID	0.0	0.0	0.0	1.2	0.2	
I got them from someone I know age 18 or older	0.0	4.5	3.9	11.8	4.2	
I got them from someone I know under age 18	0.7	0.0	0.6	0.0	0.4	
I got them from my brother or sister	0.0	0.0	0.0	0.0	0.0	
I got them from home with my parents' permission	0.0	0.0	1.9	0.0	0.5	
I got them from home without my parents' permission	0.7	0.6	1.3	1.2	0.9	
I got them from another relative	0.0	0.0	0.0	0.0	0.0	
A stranger bought them for me	0.0	0.0	1.3	1.2	0.5	
I took them from a store or shop	0.0	0.0	0.0	0.0	0.0	
Other	2.0	3.4	0.6	0.0	1.8	
N of Valid	148	179	154	85	566	
N of Miss	26	7	9	23	65	

Table 176: If you used e-cigarettes, e-cigars, or e-hookahs (not just a puff or drag) in the past year, how did you usually get them? - I did not use e-cigarettes, e-cigars, or e-hookahs in the past year



Response	6	8	10	12	Total	
No	1.4	19.7	29.0	25.6	18.3	
Yes	98.6	80.3	71.0	74.4	81.7	
N of Valid	148	173	155	86	562	
N of Miss	0	0	0	0	0	

Table 177: If you used e-cigarettes, e-cigars, or e-hookahs (not just a puff or drag) in the past year, how did you usually get them? - I bought them in a store such as a convenience store, supermarket, discount store, or gas station



Response	6	8	10	12	Total	
No	99.3	100.0	98.1	96.5	98.8	
Yes	0.7	0.0	1.9	3.5	1.2	
N of Valid	148	173	155	86	562	
N of Miss	0	0	0	0	0	

Table 178: If you used e-cigarettes, e-cigars, or e-hookahs (not just a puff or drag) in the past year, how did you usually get them? - I got them on the Internet



Response	6	8	10	12	Total	
No	100.0	98.8	100.0	100.0	99.6	
Yes	0.0	1.2	0.0	0.0	0.4	
N of Valid	148	173	155	86	562	
N of Miss	0	0	0	0	0	

Table 179: If you used e-cigarettes, e-cigars, or e-hookahs (not just a puff or drag) in the past year, how did you usually get them? - I got them at a store that sells electronic cigarettes, such as a "vape shop"



Response	6	8	10	12	Total	
No	100.0	98.8	99.4	93.0	98.4	
Yes	0.0	1.2	0.6	7.0	1.6	
N of Valid	148	173	155	86	562	
N of Miss	0	0	0	0	0	

Table 180: If you used e-cigarettes, e-cigars, or e-hookahs (not just a puff or drag) in the past year, how did you usually get them? - I got them from a family member



Response	6	8	10	12	Total	
No	100.0	97.1	97.4	98.8	98.2	
Yes	0.0	2.9	2.6	1.2	1.8	
N of Valid	148	173	155	86	562	
N of Miss	0	0	0	0	0	

Table 181: If you used e-cigarettes, e-cigars, or e-hookahs (not just a puff or drag) in the past year, how did you usually get them? - I got them from a friend



Response	6	8	10	12	Total	
No	99.3	87.3	78.1	84.9	87.5	
Yes	0.7	12.7	21.9	15.1	12.5	
N of Valid	148	173	155	86	562	
N of Miss	0	0	0	0	0	

Table 182: If you used e-cigarettes, e-cigars, or e-hookahs (not just a puff or drag) in the past year, how did you usually get them? - A stranger got them for me



Response	6	8	10	12	Total	
No	100.0	100.0	98.1	100.0	99.5	
Yes	0.0	0.0	1.9	0.0	0.5	
N of Valid	148	173	155	86	562	
N of Miss	0	0	0	0	0	

Table 183: If you used e-cigarettes, e-cigars, or e-hookahs (not just a puff or drag) in the past year, how did you usually get them? - I took them from a store or shop


Response	6	8	10	12	Total	
No	100.0	100.0	100.0	100.0	100.0	
Yes	0.0	0.0	0.0	0.0	0.0	
N of Valid	148	173	155	86	562	
N of Miss	0	0	0	0	0	



Table 184: If you used e-cigarettes, e-cigars, or e-hookahs (not just a puff or drag) in the past year, how did you usually get them? - I got them some other way



Response	6	8	10	12	Total	
No	100.0	95.4	98.7	100.0	98.2	
Yes	0.0	4.6	1.3	0.0	1.8	
N of Valid	148	173	155	86	562	
N of Miss	0	0	0	0	0	

Table 185: If you used marijuana (grass, pot) (not just a puff or drag) in the past year, how did you usually get it? - I did not use marijuana (grass, pot) in the past year



Response	6	8	10	12	Total	
No	1.3	6.7	16.9	25.6	10.9	
Yes	98.7	93.3	83.1	74.4	89.1	
N of Valid	149	178	154	86	567	
N of Miss	0	0	0	0	0	

Table 186: If you used marijuana (grass, pot) (not just a puff or drag) in the past year, how did you usually get it? - I bought it myself



Response	6	8	10	12	Total	
No	100.0	97.2	94.8	88.4	95.9	
Yes	0.0	2.8	5.2	11.6	4.1	
N of Valid	149	178	154	86	567	
N of Miss	0	0	0	0	0	

Table 187: If you used marijuana (grass, pot) (not just a puff or drag) in the past year, how did you usually get it? - I got it from someone at school



Response	6	8	10	12	Total	
No	100.0	100.0	96.8	97.7	98.8	
Yes	0.0	0.0	3.2	2.3	1.2	
N of Valid	149	178	154	86	567	
N of Miss	0	0	0	0	0	

Table 188: If you used marijuana (grass, pot) (not just a puff or drag) in the past year, how did you usually get it? - I got it from someone with a medical marijuana card



Response	6	8	10	12	Total	
No	100.0	100.0	100.0	97.7	99.6	
Yes	0.0	0.0	0.0	2.3	0.4	
N of Valid	149	178	154	86	567	
N of Miss	0	0	0	0	0	

Table 189: If you used marijuana (grass, pot) (not just a puff or drag) in the past year, how did you usually get it? - I got it from my brother or sister



Response	6	8	10	12	Total	
No	99.3	100.0	98.1	97.7	98.9	
Yes	0.7	0.0	1.9	2.3	1.1	
N of Valid	149	178	154	86	567	
N of Miss	0	0	0	0	0	

Table 190: If you used marijuana (grass, pot) (not just a puff or drag) in the past year, how did you usually get it? - I got it from another relative



Response	6	8	10	12	Total	
No	100.0	98.3	98.7	97.7	98.8	
Yes	0.0	1.7	1.3	2.3	1.2	
N of Valid	149	178	154	86	567	
N of Miss	0	0	0	0	0	

Table 191: If you used marijuana (grass, pot) (not just a puff or drag) in the past year, how did you usually get it? - Other



Response	6	8	10	12	Total	
No	99.3	94.4	93.5	95.3	95.6	
Yes	0.7	5.6	6.5	4.7	4.4	
N of Valid	149	178	154	86	567	
N of Miss	0	0	0	0	0	

Table 192: If you drank alcohol (not just a sip or taste) in the past year, how did you usually get it?

Response	6	8	10	12	Total	
I did not drink alcohol in the past year	94.6	81.8	61.4	52.3	75.2	
I bought it myself with a fake ID	0.0	0.0	0.0	0.0	0.0	
I bought it myself without a fake ID	0.0	0.0	0.0	1.2	0.2	
I got it from someone I know age 21 or older	1.3	1.7	15.7	17.4	7.8	
I got it from someone I know under age 21	0.0	1.7	3.3	5.8	2.3	
I got it from my brother or sister	0.7	0.0	2.0	0.0	0.7	
I got it from home with my parents' permission	0.7	3.4	5.9	11.6	4.6	
I got it from home without my parents' permission	0.0	1.1	2.0	3.5	1.4	
I got it from another relative	0.7	2.8	0.7	2.3	1.6	
A stranger bought it for me	0.0	0.0	2.0	2.3	0.9	
I took it from a store or shop	0.0	0.6	0.0	0.0	0.2	
Other	2.0	6.8	7.2	3.5	5.1	
N of Valid	149	176	153	86	564	
N of Miss	25	10	10	22	67	

Table 193: If you used prescription drugs or over the counter drugs without a doctor telling you to use it or for the purpose of getting high, where did you get these drugs? - Did not use

Response	6	8	10	12	Total	
No	1.4	2.8	6.6	3.5	3.6	
Yes	98.6	97.2	93.4	96.5	96.4	
N of Valid	148	176	152	85	561	
N of Miss	0	0	0	0	0	

Table 194: If you used prescription drugs or over the counter drugs without a doctor telling you to use it or for the purpose of getting high, where did you get these drugs? -  
Bought or took from store or shop



Response	6	8	10	12	Total	
No	100.0	99.4	98.7	98.8	99.3	
Yes	0.0	0.6	1.3	1.2	0.7	
N of Valid	148	176	152	85	561	
N of Miss	0	0	0	0	0	

Table 195: If you used prescription drugs or over the counter drugs without a doctor telling you to use it or for the purpose of getting high, where did you get these drugs? -  
Got from parents with permission



Response	6	8	10	12	Total	
No	98.6	100.0	99.3	98.8	99.3	
Yes	1.4	0.0	0.7	1.2	0.7	
N of Valid	148	176	152	85	561	
N of Miss	0	0	0	0	0	

Table 196: If you used prescription drugs or over the counter drugs without a doctor telling you to use it or for the purpose of getting high, where did you get these drugs? -  
Got from home without permission



Response	6	8	10	12	Total	
No	100.0	99.4	98.0	100.0	99.3	
Yes	0.0	0.6	2.0	0.0	0.7	
N of Valid	148	176	152	85	561	
N of Miss	0	0	0	0	0	

Table 197: If you used prescription drugs or over the counter drugs without a doctor telling you to use it or for the purpose of getting high, where did you get these drugs? -  
Got from relative with permission



Response	6	8	10	12	Total	
No	100.0	99.4	100.0	100.0	99.8	
Yes	0.0	0.6	0.0	0.0	0.2	
N of Valid	148	176	152	85	561	
N of Miss	0	0	0	0	0	

Table 198: If you used prescription drugs or over the counter drugs without a doctor telling you to use it or for the purpose of getting high, where did you get these drugs? -  
Got from relative without permission



Response	6	8	10	12	Total	
No	100.0	100.0	99.3	100.0	99.8	
Yes	0.0	0.0	0.7	0.0	0.2	
N of Valid	148	176	152	85	561	
N of Miss	0	0	0	0	0	

Table 199: If you used prescription drugs or over the counter drugs without a doctor telling you to use it or for the purpose of getting high, where did you get these drugs? -  
Got from friend's home with permission



Response	6	8	10	12	Total	
No	100.0	100.0	99.3	100.0	99.8	
Yes	0.0	0.0	0.7	0.0	0.2	
N of Valid	148	176	152	85	561	
N of Miss	0	0	0	0	0	

Table 200: If you used prescription drugs or over the counter drugs without a doctor telling you to use it or for the purpose of getting high, where did you get these drugs? -  
Got from friend's home without permission



Response	6	8	10	12	Total	
No	100.0	99.4	100.0	100.0	99.8	
Yes	0.0	0.6	0.0	0.0	0.2	
N of Valid	148	176	152	85	561	
N of Miss	0	0	0	0	0	

Table 201: If you used prescription drugs or over the counter drugs without a doctor telling you to use it or for the purpose of getting high, where did you get these drugs? -  
Got from friend at school



Response	6	8	10	12	Total	
No	100.0	98.9	98.7	98.8	99.1	
Yes	0.0	1.1	1.3	1.2	0.9	
N of Valid	148	176	152	85	561	
N of Miss	0	0	0	0	0	

Table 202: If you used prescription drugs or over the counter drugs without a doctor telling you to use it or for the purpose of getting high, where did you get these drugs? -  
Got from friend at party



Response	6	8	10	12	Total	
No	100.0	99.4	98.0	100.0	99.3	
Yes	0.0	0.6	2.0	0.0	0.7	
N of Valid	148	176	152	85	561	
N of Miss	0	0	0	0	0	

Table 203: If you used prescription drugs or over the counter drugs without a doctor telling you to use it or for the purpose of getting high, where did you get these drugs? -  
Got from friend, elsewhere



Response	6	8	10	12	Total	
No	100.0	98.9	98.7	100.0	99.3	
Yes	0.0	1.1	1.3	0.0	0.7	
N of Valid	148	176	152	85	561	
N of Miss	0	0	0	0	0	

Table 204: If you used prescription drugs or over the counter drugs without a doctor telling you to use it or for the purpose of getting high, where did you get these drugs? -  
Got from internet sale



Response	6	8	10	12	Total	
No	100.0	99.4	100.0	100.0	99.8	
Yes	0.0	0.6	0.0	0.0	0.2	
N of Valid	148	176	152	85	561	
N of Miss	0	0	0	0	0	

Table 205: During the last month, about how many marijuana cigarettes, or the equivalent, did you smoke a day, on the average?


Response	6	8	10	12	Total	
None	98.6	96.6	90.8	85.9	93.9	
Less than 1 a day	0.7	1.1	4.6	5.9	2.7	
1 a day	0.7	0.0	2.6	0.0	0.9	
2-3 a day	0.0	1.1	1.3	4.7	1.4	
4-6 a day	0.0	0.6	0.0	0.0	0.2	
7-10 a day	0.0	0.6	0.7	1.2	0.5	
11 or more a day	0.0	0.0	0.0	2.4	0.4	
N of Valid	144	176	153	85	558	
N of Miss	30	10	10	23	73	

Table 206: How wrong do your friends feel it would be for YOU to: have one or two drinks of an alcoholic beverage nearly every day?

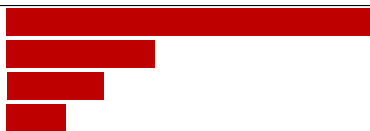
Response	6	8	10	12	Total	
Very wrong	81.0	55.1	49.7	37.6	57.7	
Wrong	12.9	25.3	22.2	29.4	21.8	
A little bit wrong	5.4	11.8	17.6	22.4	13.3	
Not at all wrong	0.7	7.9	10.5	10.6	7.1	
N of Valid	147	178	153	85	563	
N of Miss	27	8	10	23	68	

Table 207: How wrong do your friends feel it would be for YOU to: smoke tobacco?


Response	6	8	10	12	Total	
Very wrong	81.5	66.9	58.8	49.4	65.8	
Wrong	14.4	20.2	19.0	24.7	19.0	
A little bit wrong	3.4	10.1	13.7	15.3	10.1	
Not at all wrong	0.7	2.8	8.5	10.6	5.0	
N of Valid	146	178	153	85	562	
N of Miss	28	8	10	23	69	

Table 208: How wrong do your friends feel it would be for YOU to: smoke marijuana?

Response	6	8	10	12	Total	
Very wrong	90.3	66.9	54.9	43.4	66.1	
Wrong	6.9	14.0	13.7	21.7	13.3	
A little bit wrong	1.4	9.6	17.6	14.5	10.4	
Not at all wrong	1.4	9.6	13.7	20.5	10.2	
N of Valid	144	178	153	83	558	
N of Miss	30	8	10	25	73	

Table 209: How wrong do your friends feel it would be for YOU to: use prescription drugs not prescribed to you?

Response	6	8	10	12	Total	
Very wrong	86.2	78.2	77.8	72.1	79.2	
Wrong	11.0	12.8	15.0	22.1	14.4	
A little bit wrong	2.1	5.0	5.2	3.5	4.1	
Not at all wrong	0.7	3.9	2.0	2.3	2.3	
N of Valid	145	179	153	86	563	
N of Miss	29	7	10	22	68	

Table 210: How wrong would most adults (over 21) in your neighborhood think it is for kids your age: to use marijuana?

Response	6	8	10	12	Total	
Very wrong	93.8	77.1	68.4	52.9	75.4	
Wrong	5.5	13.4	18.4	31.8	15.5	
A little bit wrong	0.0	5.6	9.2	10.6	5.9	
Not at all wrong	0.7	3.9	3.9	4.7	3.2	
N of Valid	146	179	152	85	562	
N of Miss	28	7	11	23	69	



Table 211: How wrong would most adults (over 21) in your neighborhood think it is for kids your age: to drink alcohol?





Response	6	8	10	12	Total	
Very wrong	86.2	67.6	55.9	47.1	66.1	
Wrong	9.7	16.2	22.4	28.2	18.0	
A little bit wrong	2.1	11.2	17.1	16.5	11.2	
Not at all wrong	2.1	5.0	4.6	8.2	4.6	
N of Valid	145	179	152	85	561	
N of Miss	29	7	11	23	70	

Table 212: How wrong would most adults (over 21) in your neighborhood think it is for kids your age: to smoke cigarettes?





Response	6	8	10	12	Total	
Very wrong	87.4	76.0	67.8	50.0	72.7	
Wrong	9.8	15.1	19.7	27.9	17.0	
A little bit wrong	1.4	5.6	5.9	14.0	5.9	
Not at all wrong	1.4	3.4	6.6	8.1	4.5	
N of Valid	143	179	152	86	560	
N of Miss	31	7	11	22	71	

Table 213: How much do each of the following statements describe your neighborhood? crime and/or drug selling





Response	6	8	10	12	Total	
NO!	78.9	67.6	64.2	56.0	67.8	
no	14.8	22.3	17.9	36.9	21.4	
yes	5.6	8.4	14.6	6.0	9.0	
YES!	0.7	1.7	3.3	1.2	1.8	
N of Valid	142	179	151	84	556	
N of Miss	32	7	12	24	75	

Table 214: How much do each of the following statements describe your neighborhood? fights

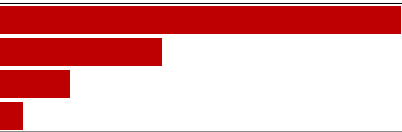
Response	6	8	10	12	Total	
NO!	71.2	64.8	63.2	52.9	64.1	
no	23.7	22.3	23.0	34.1	24.7	
yes	5.0	10.1	10.5	12.9	9.4	
YES!	0.0	2.8	3.3	0.0	1.8	
N of Valid	139	179	152	85	555	
N of Miss	35	7	11	23	76	

Table 215: How much do each of the following statements describe your neighborhood? lots of empty or abandoned buildings

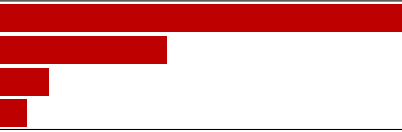
Response	6	8	10	12	Total	
NO!	71.2	69.7	62.9	56.5	66.2	
no	20.1	20.8	29.1	37.6	25.5	
yes	7.9	6.7	4.0	4.7	6.0	
YES!	0.7	2.8	4.0	1.2	2.4	
N of Valid	139	178	151	85	553	
N of Miss	35	8	12	23	78	

Table 216: How much do each of the following statements describe your neighborhood? lots of graffiti


Response	6	8	10	12	Total	
NO!	76.6	80.6	72.4	61.6	74.4	
no	20.6	15.4	23.7	33.7	21.8	
yes	2.1	2.9	2.0	4.7	2.7	
YES!	0.7	1.1	2.0	0.0	1.1	
N of Valid	141	175	152	86	554	
N of Miss	33	11	11	22	77	

Table 217: I feel safe in my neighborhood.

Response	6	8	10	12	Total
NO!	7.0	2.3	2.6	3.5	3.8
no	7.0	7.4	7.2	9.4	7.6
yes	26.1	43.2	38.2	40.0	36.9
YES!	59.9	47.2	52.0	47.1	51.7
N of Valid	142	176	152	85	555
N of Miss	32	10	11	23	76

Table 218: If a kid smoked marijuana in your neighborhood would he or she be caught by the police?

Response	6	8	10	12	Total
NO!	7.6	16.4	21.9	17.6	15.8
no	26.4	35.0	43.7	42.4	36.3
yes	25.7	26.0	23.2	24.7	25.0
YES!	40.3	22.6	11.3	15.3	23.0
N of Valid	144	177	151	85	557
N of Miss	30	9	12	23	74

Table 219: If a kid drank some beer, wine or hard liquor (for example, vodka, whiskey, or gin) in your neighborhood would he or she be caught by the police?

Response	6	8	10	12	Total
NO!	11.0	18.6	29.5	23.8	20.4
no	33.8	42.4	50.3	51.2	43.6
yes	23.4	26.0	13.4	19.0	20.9
YES!	31.7	13.0	6.7	6.0	15.1
N of Valid	145	177	149	84	555
N of Miss	29	9	14	24	76

Table 220: If a kid carried a handgun in your neighborhood would he or she be caught by the police?

Response	6	8	10	12	Total
NO!	7.0	17.7	21.2	14.5	15.4
no	21.1	24.0	34.4	38.6	28.3
yes	28.2	28.6	22.5	24.1	26.1
YES!	43.7	29.7	21.9	22.9	30.1
N of Valid	142	175	151	83	551
N of Miss	32	11	12	25	80

Table 221: If you wanted to get some cigarettes, how easy would it be for you to get some?

Response	6	8	10	12	Total
Very hard	77.6	59.3	33.1	30.5	52.6
Sort of hard	14.0	17.4	15.2	9.8	14.8
Sort of easy	2.8	15.7	22.5	24.4	15.5
Very easy	5.6	7.6	29.1	35.4	17.2
N of Valid	143	172	151	82	548
N of Miss	31	14	12	26	83

Table 222: If you wanted to get some beer, wine or hard liquor (for example, vodka, whiskey, or gin), how easy would it be for you to get some?

Response	6	8	10	12	Total
Very hard	76.2	48.0	26.2	32.9	47.2
Sort of hard	11.9	18.7	13.4	15.9	15.0
Sort of easy	4.9	18.1	28.2	19.5	17.6
Very easy	7.0	15.2	32.2	31.7	20.2
N of Valid	143	171	149	82	545
N of Miss	31	15	14	26	86

Table 223: If you wanted to get a drug like cocaine, LSD, or amphetamines, how easy would it be for you to get some?

Response	6	8	10	12	Total	
Very hard	95.0	82.9	73.0	76.8	82.4	
Sort of hard	2.8	8.8	17.6	13.4	10.4	
Sort of easy	0.0	2.4	5.4	3.7	2.8	
Very easy	2.1	5.9	4.1	6.1	4.4	
N of Valid	141	170	148	82	541	
N of Miss	33	16	15	26	90	

Table 224: If you wanted to get a handgun, how easy would it be for you to get one?

Response	6	8	10	12	Total	
Very hard	76.1	67.1	50.3	57.3	63.4	
Sort of hard	9.9	12.7	18.8	20.7	14.8	
Sort of easy	6.3	8.1	13.4	12.2	9.7	
Very easy	7.7	12.1	17.4	9.8	12.1	
N of Valid	142	173	149	82	546	
N of Miss	32	13	14	26	85	

Table 225: If you wanted to get some marijuana, how easy would it be for you to get some?

Response	6	8	10	12	Total	
Very hard	92.8	69.2	38.0	37.8	61.9	
Sort of hard	3.6	10.5	12.7	13.4	9.8	
Sort of easy	1.4	9.3	23.3	17.1	12.3	
Very easy	2.2	11.0	26.0	31.7	16.0	
N of Valid	139	172	150	82	543	
N of Miss	35	14	13	26	88	

Table 226: If you wanted to get prescription drugs for the purpose of getting high, how easy would it be for you to get some?





Response	6	8	10	12	Total	
Very hard	82.3	62.4	48.0	56.8	62.8	
Sort of hard	8.5	12.4	16.2	14.8	12.8	
Sort of easy	4.3	11.8	15.5	12.3	10.9	
Very easy	5.0	13.5	20.3	16.0	13.5	
N of Valid	141	170	148	81	540	
N of Miss	33	16	15	27	91	

Table 227: If you wanted to get synthetic marijuana such as K2 or chemical products such as bath salts to get high, how easy would it be for you to get some?





Response	6	8	10	12	Total	
Very hard	95.0	83.6	64.2	73.2	79.7	
Sort of hard	2.1	8.2	17.6	18.3	10.7	
Sort of easy	0.7	2.3	9.5	3.7	4.1	
Very easy	2.1	5.8	8.8	4.9	5.5	
N of Valid	141	171	148	82	542	
N of Miss	33	15	15	26	89	

Table 228: If you wanted to get steroids to use or to enhance athletic performance, how easy would it be for you to get some?





Response	6	8	10	12	Total	
Very hard	93.6	84.8	74.3	75.3	82.8	
Sort of hard	4.3	6.4	16.9	12.3	9.6	
Sort of easy	0.7	5.8	4.7	4.9	4.1	
Very easy	1.4	2.9	4.1	7.4	3.5	
N of Valid	141	171	148	81	541	
N of Miss	33	15	15	27	90	

Table 229: If you wanted to get e-cigarettes, e-cigars, or e-hookahs, how easy would it be for you to get some?





Response	6	8	10	12	Total	
Very hard	83.7	58.1	32.4	36.2	54.5	
Sort of hard	9.2	8.7	5.4	7.5	7.8	
Sort of easy	5.0	15.7	20.3	15.0	14.0	
Very easy	2.1	17.4	41.9	41.2	23.7	
N of Valid	141	172	148	80	541	
N of Miss	33	14	15	28	90	

Table 230: During the past 12 months, have you participated in any alcohol prevention programs or seen any alcohol prevention messages in your school or community? Yes, a school-based program focused on preventing underage drinking and/or drinking and driving.



Response	6	8	10	12	Total	
No	64.0	65.7	83.9	90.0	73.9	
Yes	36.0	34.3	16.1	10.0	26.1	
N of Valid	139	172	149	80	540	
N of Miss	0	0	0	0	0	

Table 231: During the past 12 months, have you participated in any alcohol prevention programs or seen any alcohol prevention messages in your school or community? Yes, a community-based program focused on preventing underage drinking and/or drinking and driving (for example, through your church or temple or through youth groups like Boys and Girls Club or 4-H).



Response	6	8	10	12	Total	
No	89.2	89.5	94.0	95.0	91.5	
Yes	10.8	10.5	6.0	5.0	8.5	
N of Valid	139	172	149	80	540	
N of Miss	0	0	0	0	0	

Table 232: During the past 12 months, have you participated in any alcohol prevention programs or seen any alcohol prevention messages in your school or community? Yes, a media campaign addressing underage drinking and/or drinking and driving (for example, newspaper ads, posters, pamphlets, radio, TV).



Response	6	8	10	12	Total	
No	89.9	86.6	87.9	98.8	89.6	
Yes	10.1	13.4	12.1	1.2	10.4	
N of Valid	139	172	149	80	540	
N of Miss	0	0	0	0	0	

Table 233: During the past 12 months, have you participated in any alcohol prevention programs or seen any alcohol prevention messages in your school or community? No



Response	6	8	10	12	Total	
No	45.3	40.7	28.9	13.8	34.6	
Yes	54.7	59.3	71.1	86.2	65.4	
N of Valid	139	172	149	80	540	
N of Miss	0	0	0	0	0	

Table 234: How wrong do your parents feel it would be for YOU to: have one or two drinks of an alcoholic beverage nearly every day?





Response	6	8	10	12	Total	
Very wrong	87.4	81.6	78.5	71.2	80.8	
Wrong	9.1	9.8	16.1	20.0	12.8	
A little bit wrong	2.1	6.3	4.0	7.5	4.8	
Not at all wrong	1.4	2.3	1.3	1.2	1.6	
N of Valid	143	174	149	80	546	
N of Miss	31	12	14	28	85	

Table 235: How wrong do your parents feel it would be for YOU to: smoke tobacco?





Response	6	8	10	12	Total	
Very wrong	93.7	89.7	87.2	66.2	86.6	
Wrong	4.9	8.6	8.7	22.5	9.7	
A little bit wrong	0.7	1.1	2.0	10.0	2.6	
Not at all wrong	0.7	0.6	2.0	1.2	1.1	
N of Valid	142	174	149	80	545	
N of Miss	32	12	14	28	86	



Table 236: How wrong do your parents feel it would be for YOU to: smoke marijuana?





Response	6	8	10	12	Total	
Very wrong	95.7	87.4	83.2	67.5	85.5	
Wrong	2.1	6.9	6.7	18.8	7.4	
A little bit wrong	0.7	2.3	4.7	12.5	4.0	
Not at all wrong	1.4	3.4	5.4	1.2	3.1	
N of Valid	141	174	149	80	544	
N of Miss	33	12	14	28	87	

Table 237: How wrong do your parents feel it would be for YOU to: use prescription drugs not prescribed to you?





Response	6	8	10	12	Total	
Very wrong	92.3	92.0	89.9	81.0	89.9	
Wrong	4.2	5.2	6.8	17.7	7.2	
A little bit wrong	2.8	1.7	2.0	0.0	1.8	
Not at all wrong	0.7	1.1	1.4	1.3	1.1	
N of Valid	142	174	148	79	543	
N of Miss	32	12	15	29	88	

Table 238: How wrong do your parents feel it would be for YOU to: steal something?





Response	6	8	10	12	Total	
Very wrong	89.9	84.4	89.2	82.5	86.8	
Wrong	7.2	13.3	9.5	16.2	11.1	
A little bit wrong	2.2	1.7	1.4	1.2	1.7	
Not at all wrong	0.7	0.6	0.0	0.0	0.4	
N of Valid	138	173	148	80	539	
N of Miss	36	13	15	28	92	

Table 239: How wrong do your parents feel it would be for YOU to: draw graffiti, write things, or draw pictures on buildings or other property (without the owner's permission)?

Response	6	8	10	12	Total	
Very wrong	90.7	84.5	81.8	75.0	83.9	
Wrong	5.7	9.8	14.9	18.8	11.4	
A little bit wrong	2.1	3.4	2.7	6.2	3.3	
Not at all wrong	1.4	2.3	0.7	0.0	1.3	
N of Valid	140	174	148	80	542	
N of Miss	34	12	15	28	89	

Table 240: How wrong do your parents feel it would be for YOU to: pick a fight with someone?

Response	6	8	10	12	Total	
Very wrong	72.9	58.6	57.0	63.3	62.5	
Wrong	19.3	27.6	26.2	15.2	23.2	
A little bit wrong	4.3	12.1	15.4	19.0	12.0	
Not at all wrong	3.6	1.7	1.3	2.5	2.2	
N of Valid	140	174	149	79	542	
N of Miss	34	12	14	29	89	

Table 241: During the past 12 months, have you talked with at least one of your parents about the dangers of underage drinking and/or drinking and driving? By parents, we mean either your biological parents, adoptive parents, stepparents, or adult guardians - whether or not they live with you.

Response	6	8	10	12	Total	
No	55.4	55.8	44.4	62.5	53.6	
Yes	44.6	44.2	55.6	37.5	46.4	
N of Valid	130	172	144	80	526	
N of Miss	44	14	19	28	105	

Table 242: The rules in my family are clear.

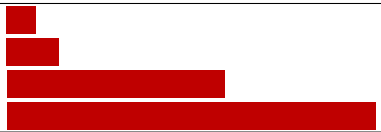
Response	6	8	10	12	Total	
NO!	0.0	2.9	2.7	3.8	2.3	
no	6.0	6.9	6.1	3.8	6.0	
yes	31.6	32.4	33.8	38.0	33.4	
YES!	62.4	57.8	57.4	54.4	58.3	
N of Valid	133	173	148	79	533	
N of Miss	41	13	15	29	98	

Table 243: People in my family have serious arguments about the same things, and often insult or yell at each other.

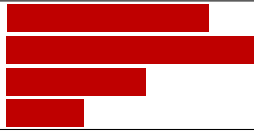
Response	6	8	10	12	Total	
NO!	35.8	29.4	28.9	28.2	30.7	
no	37.3	40.0	34.9	46.2	38.8	
yes	17.2	18.2	26.2	19.2	20.3	
YES!	9.7	12.4	10.1	6.4	10.2	
N of Valid	134	170	149	78	531	
N of Miss	40	16	14	30	100	

Table 244: When I am not at home, one of my parents knows where I am and who I am with.

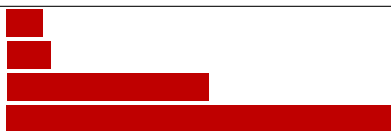
Response	6	8	10	12	Total	
NO!	3.7	2.9	3.4	3.8	3.4	
no	2.2	6.9	2.7	7.6	4.7	
yes	25.9	28.9	32.9	39.2	30.8	
YES!	68.1	61.3	61.1	49.4	61.2	
N of Valid	135	173	149	79	536	
N of Miss	39	13	14	29	95	

Table 245: My family has clear rules about alcohol and drug use.

Response	6	8	10	12	Total
NO!	0.8	3.5	2.0	6.3	2.8
no	6.8	11.6	9.5	10.1	9.6
yes	24.2	20.2	24.3	36.7	24.8
YES!	68.2	64.7	64.2	46.8	62.8
N of Valid	132	173	148	79	532
N of Miss	42	13	15	29	99

Table 246: If you skipped school would you be caught by your parents?

Response	6	8	10	12	Total
NO!	3.0	6.4	4.1	10.4	5.5
no	1.5	8.1	16.2	26.0	11.3
yes	24.8	22.0	23.0	24.7	23.4
YES!	70.7	63.6	56.8	39.0	59.9
N of Valid	133	173	148	77	531
N of Miss	41	13	15	31	100

Table 247: My parents ask if I've gotten my homework done.

Response	6	8	10	12	Total
NO!	2.2	8.1	5.4	11.5	6.3
no	6.6	12.7	25.5	32.1	17.5
yes	25.7	30.1	30.2	34.6	29.7
YES!	65.4	49.1	38.9	21.8	46.5
N of Valid	136	173	149	78	536
N of Miss	38	13	14	30	95

Table 248: Would your parents know if you did not come home on time?

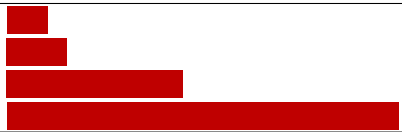
Response	6	8	10	12	Total	
NO!	2.3	5.8	4.0	3.8	4.1	
no	6.0	5.8	8.7	10.3	7.3	
yes	18.8	25.4	27.5	39.7	26.5	
YES!	72.9	63.0	59.7	46.2	62.1	
N of Valid	133	173	149	78	533	
N of Miss	41	13	14	30	98	

Table 249: Do you know how to properly dispose of leftover prescription drugs?


Response	6	8	10	12	Total	
No	72.3	67.6	46.9	50.6	60.5	
Yes	27.7	32.4	53.1	49.4	39.5	
N of Valid	130	173	147	77	527	
N of Miss	44	13	16	31	104	

Table 250: Have any of your brothers or sisters ever: drunk beer, wine or hard liquor (for example, vodka, whiskey or gin)?


Response	6	8	10	12	Total	
No	84.8	62.6	40.9	40.5	58.9	
Yes	14.5	32.8	53.9	58.2	37.8	
I don't have any brothers or sisters	0.7	4.6	5.2	1.3	3.3	
N of Valid	138	174	154	79	545	
N of Miss	36	12	9	29	86	

Table 251: Have any of your brothers or sisters ever: smoked marijuana?


Response	6	8	10	12	Total	
No	97.1	79.1	65.6	62.8	77.5	
Yes	2.2	16.9	29.9	35.9	19.6	
I don't have any brothers or sisters	0.7	4.1	4.5	1.3	3.0	
N of Valid	138	172	154	78	542	
N of Miss	36	14	9	30	89	

Table 252: Have any of your brothers or sisters ever: smoked cigarettes?




Response	6	8	10	12	Total	
No	89.1	74.6	65.1	62.8	73.9	
Yes	10.1	21.4	30.3	35.9	23.1	
I don't have any brothers or sisters	0.7	4.0	4.6	1.3	3.0	
N of Valid	138	173	152	78	541	
N of Miss	36	13	11	30	90	

Table 253: Have any of your brothers or sisters ever: taken a handgun to school?




Response	6	8	10	12	Total	
No	98.5	94.7	93.5	98.7	95.9	
Yes	0.7	0.6	1.9	0.0	0.9	
I don't have any brothers or sisters	0.7	4.7	4.5	1.3	3.2	
N of Valid	136	171	154	78	539	
N of Miss	38	15	9	30	92	

Table 254: Have any of your brothers or sisters ever: been suspended or expelled from school?




Response	6	8	10	12	Total	
No	89.1	82.0	71.9	72.2	79.5	
Yes	10.1	14.0	22.9	26.6	17.3	
I don't have any brothers or sisters	0.7	4.1	5.2	1.3	3.1	
N of Valid	138	172	153	79	542	
N of Miss	36	14	10	29	89	

Table 255: Have any of your brothers or sisters ever: used e-cigarettes, e-cigars or e-hookahs (vaping)?




Response	6	8	10	12	Total	
No	88.2	74.4	57.5	58.2	70.7	
Yes	11.0	21.5	37.9	40.5	26.3	
I don't have any brothers or sisters	0.7	4.1	4.6	1.3	3.0	
N of Valid	136	172	153	79	540	
N of Miss	38	14	10	29	91	

Table 256: Have any of your brothers or sisters ever: used prescription drugs not prescribed to him/her?




Response	6	8	10	12	Total	
No	97.0	91.3	83.0	86.1	89.6	
Yes	2.3	4.7	12.4	12.7	7.4	
I don't have any brothers or sisters	0.8	4.1	4.6	1.3	3.0	
N of Valid	133	172	153	79	537	
N of Miss	41	14	10	29	94	

Table 257: Have you changed homes in the past year (the last 12 months)?



Response	6	8	10	12	Total	
No	81.6	72.5	77.6	81.0	77.5	
Yes	18.4	27.5	22.4	19.0	22.5	
N of Valid	136	171	152	79	538	
N of Miss	38	15	11	29	93	

Table 258: How many times have you changed homes since kindergarten?






Response	6	8	10	12	Total	
Never	36.2	31.2	36.4	25.3	33.1	
1 or 2 times	34.1	34.1	26.0	30.4	31.2	
3 or 4 times	20.3	12.9	18.8	16.5	17.0	
5 or 6 times	4.3	12.9	11.7	12.7	10.4	
7 or more times	5.1	8.8	7.1	15.2	8.3	
N of Valid	138	170	154	79	541	
N of Miss	36	16	9	29	90	

Table 259: Have you changed schools (including changing from elementary to middle and middle to high school) in the past year?



Response	6	8	10	12	Total	
No	65.2	69.2	71.9	82.3	70.9	
Yes	34.8	30.8	28.1	17.7	29.1	
N of Valid	135	169	153	79	536	
N of Miss	39	17	10	29	95	

Table 260: How many times have you changed schools since kindergarten (including changing from elementary to middle and middle to high school)?






Response	6	8	10	12	Total	
Never	48.5	36.3	26.1	35.1	36.3	
1 or 2 times	25.4	21.6	20.3	11.7	20.7	
3 or 4 times	14.9	20.5	24.8	23.4	20.7	
5 or 6 times	4.5	11.7	19.0	20.8	13.3	
7 or more times	6.7	9.9	9.8	9.1	9.0	
N of Valid	134	171	153	77	535	
N of Miss	40	15	10	31	96	

Table 261: Has anyone in your family ever had severe alcohol or drug problems?



Response	6	8	10	12	Total	
No	74.0	55.2	49.3	45.6	56.8	
Yes	26.0	44.8	50.7	54.4	43.2	
N of Valid	131	172	150	79	532	
N of Miss	43	14	13	29	99	

Table 262: About how many adults (over 21) have you known personally who in the past year have: used marijuana, crack, cocaine, or other drugs?






Response	6	8	10	12	Total	
0	77.8	66.7	53.0	46.2	62.6	
1	15.6	15.2	9.3	23.1	14.8	
2	3.0	6.4	16.6	1.3	7.7	
3-4	1.5	4.1	10.6	17.9	7.3	
5	2.2	7.6	10.6	11.5	7.7	
N of Valid	135	171	151	78	535	
N of Miss	39	15	12	30	96	



Table 263: About how many adults (over 21) have you known personally who in the past year have: sold or dealt drugs?






Response	6	8	10	12	Total	
0	92.5	81.8	69.3	57.0	77.3	
1	3.0	6.5	10.7	22.8	9.2	
2	3.7	6.5	10.7	8.9	7.3	
3-4	0.0	2.4	4.7	7.6	3.2	
5	0.7	2.9	4.7	3.8	3.0	
N of Valid	134	170	150	79	533	
N of Miss	40	16	13	29	98	

Table 264: About how many adults (over 21) have you known personally who in the past year have: done other things that could get them in trouble with the police, like stealing, selling stolen goods, mugging or assaulting others, etc.?






Response	6	8	10	12	Total	
0	88.1	80.1	64.4	60.8	74.9	
1	9.6	8.2	10.1	13.9	9.9	
2	0.7	5.8	10.7	12.7	6.9	
3-4	0.0	2.9	7.4	8.9	4.3	
5	1.5	2.9	7.4	3.8	3.9	
N of Valid	135	171	149	79	534	
N of Miss	39	15	14	29	97	

Table 265: About how many adults (over 21) have you known personally who in the past year have: gotten drunk or high?









Response	6	8	10	12	Total	
0	61.2	41.8	31.8	44.3	44.2	
1	22.4	25.9	10.6	12.7	18.7	
2	9.7	8.8	13.2	2.5	9.4	
3-4	3.0	7.1	16.6	16.5	10.1	
5	3.7	16.5	27.8	24.1	17.6	
N of Valid	134	170	151	79	534	
N of Miss	40	16	12	29	97	

Table 266: How honest were you in filling out this survey?

Response	6	8	10	12	Total	
I was very honest	83.1	78.6	85.2	70.7	80.5	
I was honest pretty much of the time	14.0	19.1	12.1	24.0	16.5	
I was honest some of the time	2.9	2.3	2.7	5.3	3.0	
I was honest once in a while	0.0	0.0	0.0	0.0	0.0	
I was not honest at all	0.0	0.0	0.0	0.0	0.0	
N of Valid	136	173	149	75	533	
N of Miss	38	13	14	33	98	